PREVISION DESIGN

October 14, 2015

CEQA EVALUATION OF SHADOW IMPACTS FOR 160 FOLSOM STREET / TRANSBAY BLOCK 1 SAN FRANCISCO, CA

FROM:
ADAM PHILLIPS
PRINCIPAL
PREVISION DESIGN

TO:
KANSAI UCHIDA, SAN FRANCISCO PLANNING DEPT.
1650 MISSION STREET SUITE 400
SAN FRANCISCO, CA94103

CONTENTS

I. EXECUTIVE SUMMARY

PreVision Design conducted a review of the shadows that would be generated by the construction of an approximately 400' residential tower onto five nearby publicly accessible open spaces which were determined to be possibly affected by shading from the proposed project as part of a shadow fan screening analysis. The affected open spaces reviewed by this analysis are: Rincon Park, Transbay Park and the Transbay Transit Center Park (proposed), Spear Street Terrace, and two additional unnamed outdoor plazas at Howard/ Fremont Streets, and on Main Street (between Howard and Folsom). A 300' tall reduced scale project was also analyzed for the sake of understanding the relative amount of reduction in new shading as compared to the project as proposed.

The purpose of this analysis is to inform decision makers as to potential significance of the proposed project's shading impacts on nearby public parks and publicly-accessible open spaces as part of the broader environmental analysis under the California Environmental Quality Act (CEQA). PreVision Design has been directed by the San Francisco Office of Community Investment and Infrastructure (OCII) in consultation with the Planning Department to utilize the analysis methodology for local shadow analysis as stipulated by Section 295 of the San Francisco Planning code for the purposes of CEQA shading review. Section 295 methodology establishes quantitative and qualitative criteria for evaluating shading impacts on parks and open spaces under the jurisdiction of the San Francisco Recreation and Parks Department (RPD), and while none of the above open spaces are under RPD jurisdiction, Section 295 analysis methodology has also been used to analyze shading impacts under CEQA on non-RPD public open spaces.

PreVision Design created a virtual 3D model inclusive of the project, the parks/open spaces, and the surrounding urban environment to simulate and analyze shading conditions of existing development in the vicinity as well as likely future shading contributions by nearby proposed projects, referred to as the "cumulative" scenario. In order to capture the potential shading for this cumulative scenario, the maximum development envelope for each proposed project site was used. The proposed project and project alternative were placed into the context model to calculate and graphically represent amounts and locations of shading, focusing specifically on new shading on the affected open spaces. Five shading scenarios were reviewed:

1. Existing conditions (without the project)
2. Conditions with the addition of the project at 400'
3. Conditions with the project at 400' + cumulative
4. Conditions with project alternative at 300'
5. Conditions with the project alternative at 300' + cumulative

See Figure 1 below for a summary of the levels of new shading on each park or open space.

PARK / OPEN SPACE	RINCON PARK (S.F. PORT)	TRANSBAY PARK (PROPOSED)	SPEAR STREET TERRACE	HOWARD FREMONT PLAZA	MAIN STREET PLAZA	TRANSBAY TRANSIT CENTER PARK (PROPOSED)
Area of Open Space (acres)	3.23	1.31	0.73	0.20	0.11	3.97
Current Annual Shading (percentage of TAAS)	23.51%	30.22%	75.36%	70.57%	61.43%	26.32%
PROJECT FINDINGS						
Increase in Annual Shading above current for 400' project (percentage of TAAS)	0.72%	2.42%	1.43%	0.22%	0.29%	0.026%
Increase in Annual Shading above current for 300' project alternative (percentage of TAAS)	0.39%	2.37%	0.94%	0.10%	0.10%	0.003%
Percent reduction for 300' Project Alternative	0.34%	0.03%	0.49%	0.12%	0.19%	0.023%
CUMULATIVE FINDINGS						
Increase in Annual Shading for 400' project + cumulative projects (Percentage of TAAS)	2.42%	12.62%	1.72%	11.62%	5.94%	20.21%
Increase in Annual Shading for 300' project alternative + cumulative projects (Percentage of TAAS)	2.09%	12.57%	1.23%	11.50%	5.75%	20.21%
Percent reduction for 300' Project Alternative	0.33%	0.05%	0.49%	0.12%	0.19%	0.00%

FIGURE 1: Park/Open Space Shading Summary Table

Shadow Diagrams graphically depicting the shading conditions, identifying existing conditions versus project/project alternative shading versus cumulative scenario are included as Exhibits A-G. Full year data calculations of shading are included as Exhibits H-N.

In order to assess the potential qualitative effects of new shading, PreVision Design conducted six site visits to each of the affected open spaces to observe and record the intensity and nature of visitor use in order to evaluate how new shading could interact and/or affect existing observed patterns of use. These observations are discussed for each of the open spaces reviewed by this report. ■

II. STUDY OVERVIEW AND PURPOSE

PreVision Design has been retained by the project sponsor of 160 Folsom Street to conduct a review of the shadow impacts on publicly-accessible parks and open spaces from the proposed construction of a residential development located at 160 Folsom Street. Two development alternatives for this project have been included in this analysis; the base project at 400' and a 300' tall alternative. Both versions of the project include a 22' mechanical parapet for total massing heights of 422' and 322' respectively. The reduction in height between the 400' and 300' versions assumes that the massing profile at the top of the structure is simply translated down by 100', with the reduction in height occurring in the mid-shaft of the tower.

The purpose of this study is to determine which parks and open spaces would receive new shading due to the development of this project, what the quantitative impacts and qualitative effects of such shading would be, to specifically identify the difference in shading as compared to existing conditions between the 400' project and the 300' project alternatives (a 300' building was studied in the Transbay EIR), and to evaluate the combined shadow generated when project shading is added to the foreseeable shadow generated by proposed projects on nearby sites, hereafter the "cumulative" impacts. This information is intended to inform and aide review and assessment of the environmental impacts of the proposed development per the California Environmental Quality Act (CEQA). ■

III. DESCRIPTION OF PROPOSED PROJECT

The project is located at 160 Folsom Street near the corner of Folsom and Main Street in the Financial District Neighborhood of San Francisco on Assessor's Block 3740/ Lots 27-31, also known as Transbay Block 1. The existing site is used for surface parking and contains a single story commercial building which would be demolished if this project were to be realized.

The proposed building is 398'-2" tall to its roof line, plus a twenty-four foot tall mechanical parapet for total maximum height of 422'-8" measured from grade. As discussed previously, this analysis also considers a reduced-height alternative measuring 100' shorter than the project as proposed.

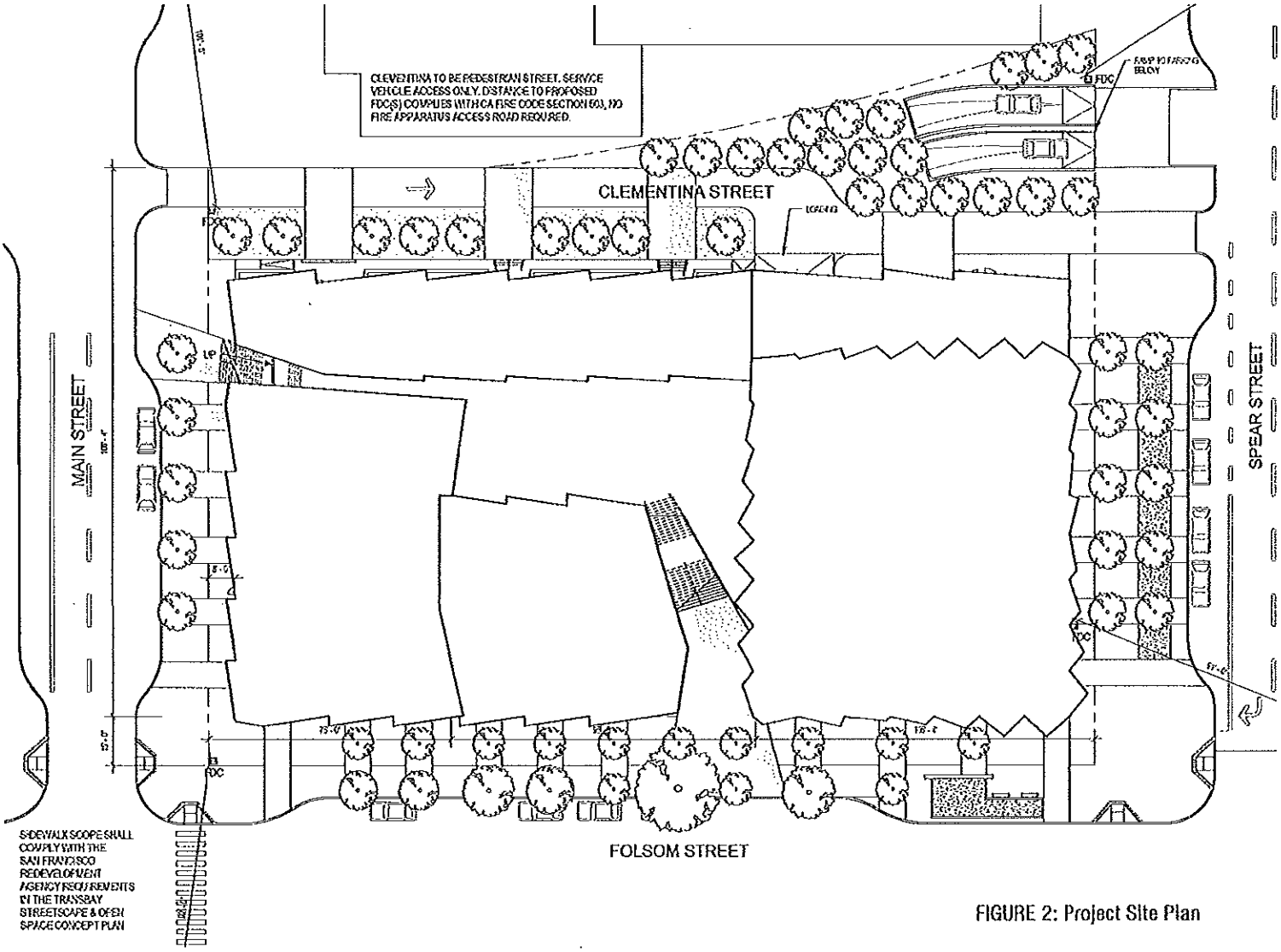

FIGURE 2: Project Site Plan

The proposed project is a mixed-use building consisting of (3) levels of below grade parking, retail, residential entrance lobbies and utilities on the ground floor and (2) residential towers with 399 residential units above. A landscaped courtyard located on the 2nd floor will serve the residential units. The structures will be Type IA construction with a concrete structural frame. More than one third of the residential units are to be designated as affordable (BMR) units, and the project has a goal of LEED gold certification. The project architect is Studio Gang Architects. ■



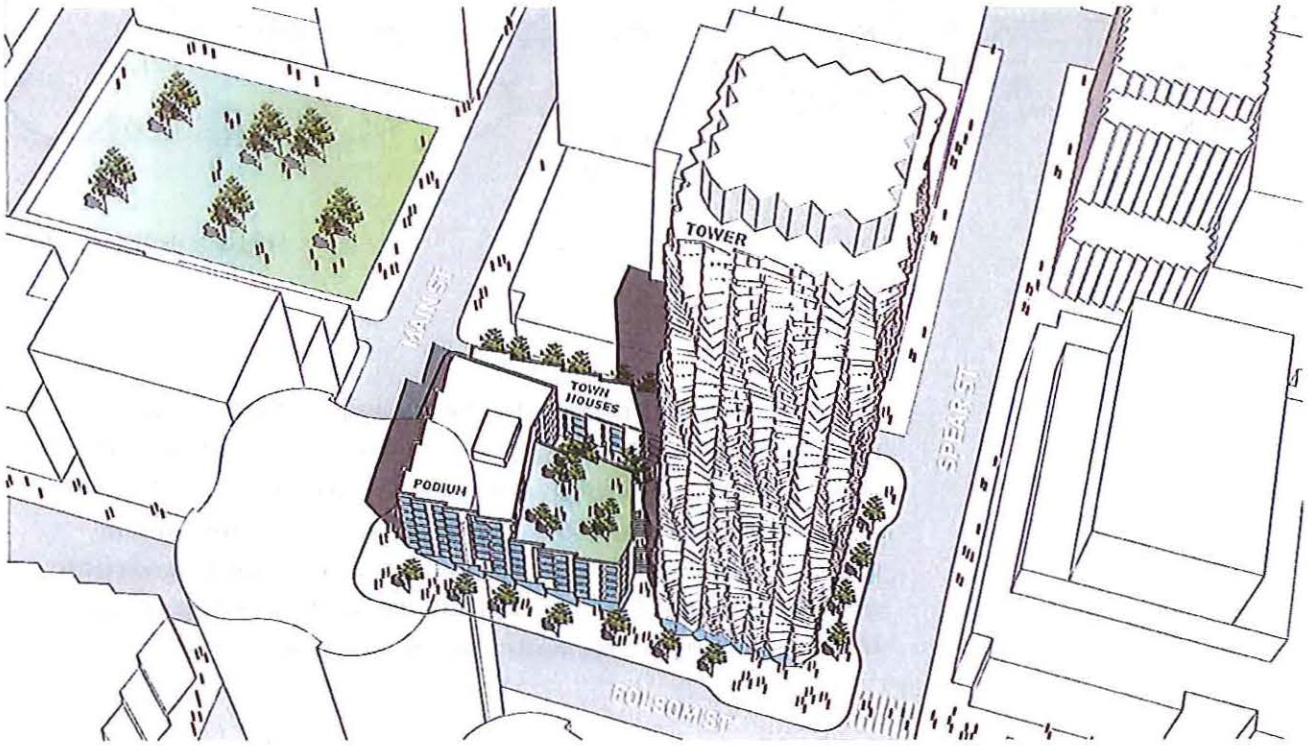

FIGURE 3: Aerial Views of 400' Base Project

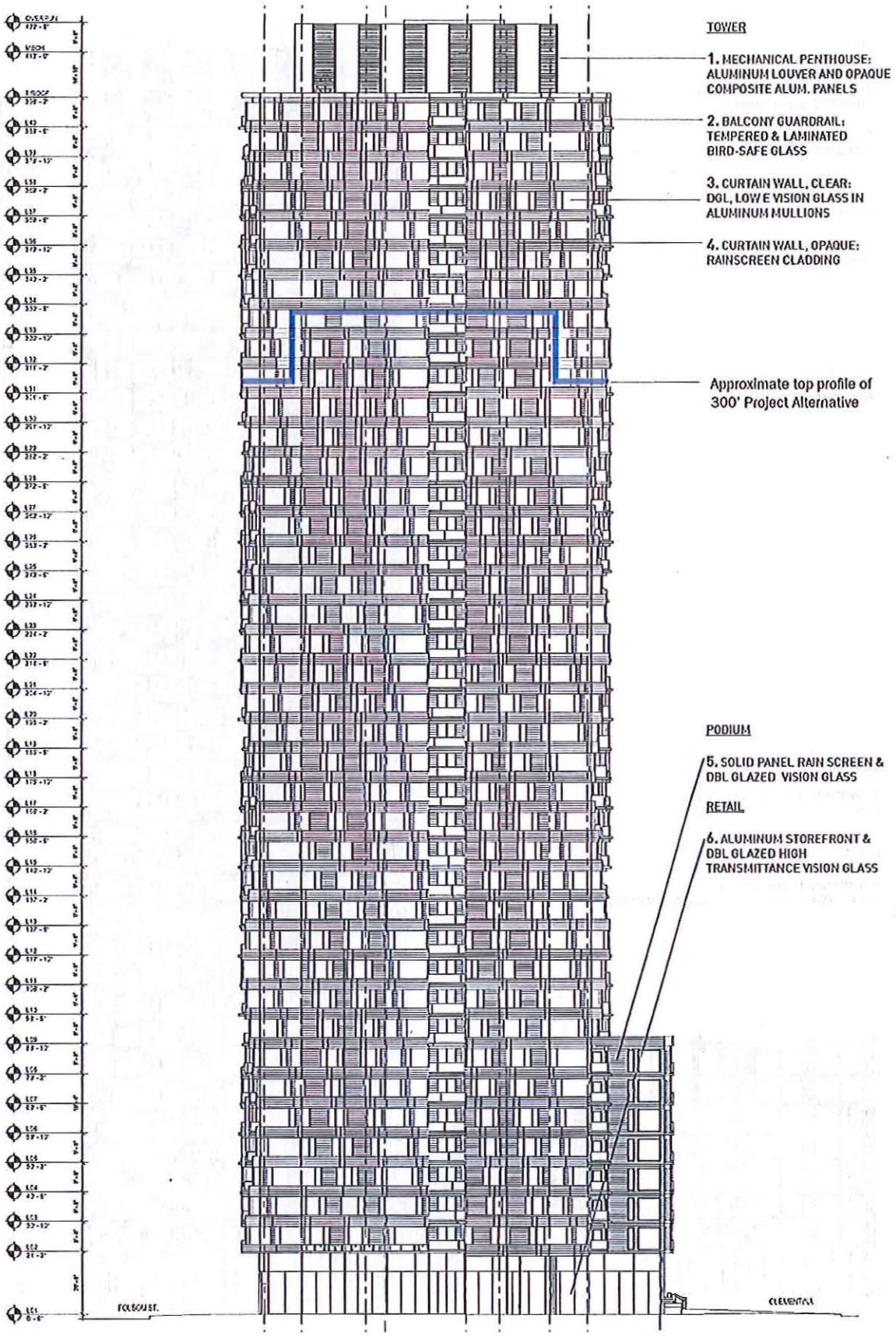

FIGURE 4A: Project East Elevation

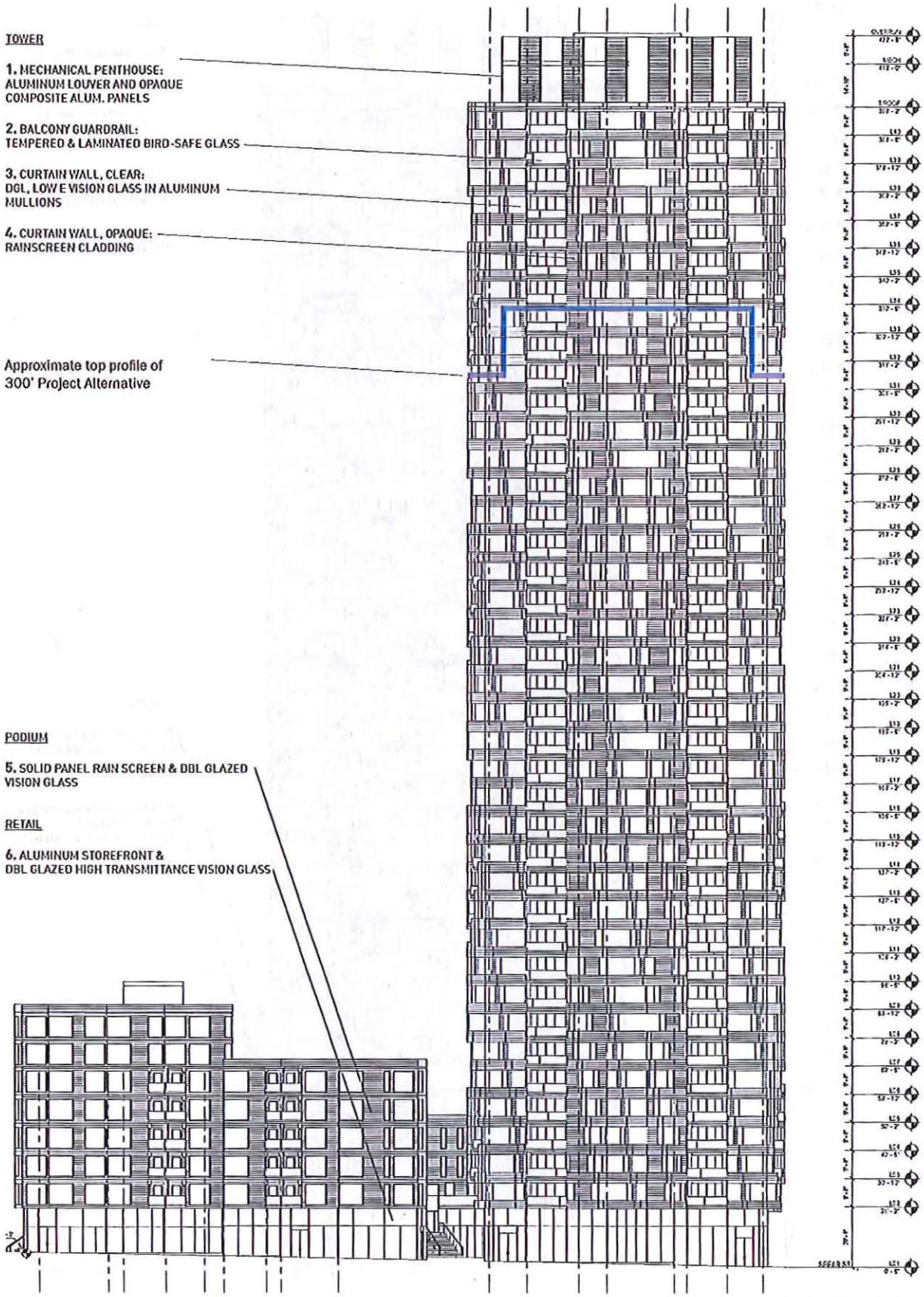

FIGURE 4B: Project West Elevation

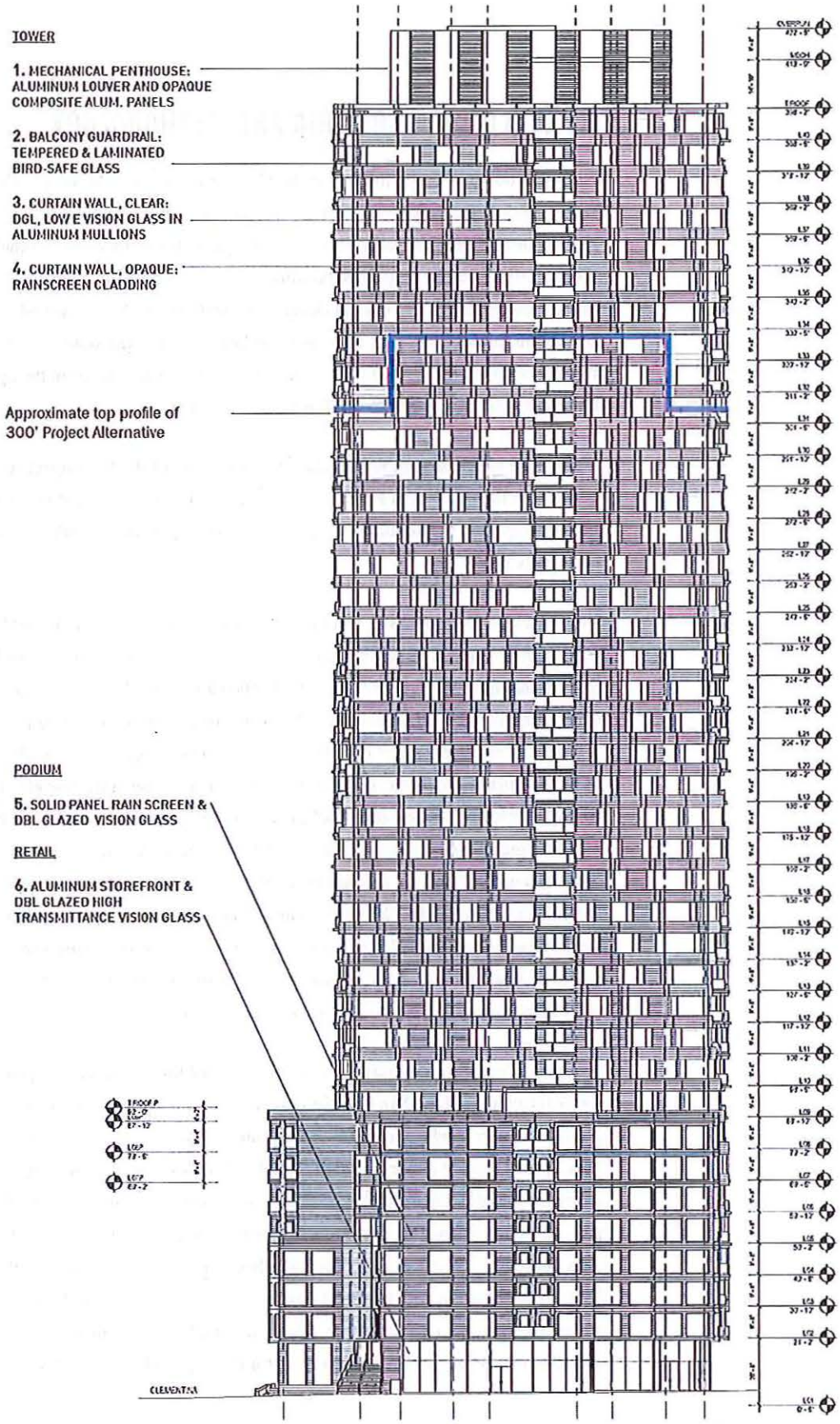

FIGURE 4C: Project South Elevation

IV. EVALUATION CRITERIA AND METHODOLOGY

An evaluation of shading impacts under CEQA must respond to the question of whether or not the proposed project (or project alternative) would create new shadow in a manner that substantially affects outdoor recreational facilities or other public areas (casting shadow on private buildings and spaces does not constitute a significant impact under CEQA). In order to determine whether new shading would be considered significant, both quantitative findings (how large the shadows would be, when they would occur) as well as qualitative elements (what activities occur in the open spaces, how well used are the spaces used) must be evaluated.

There is no single established standard for evaluation of shadow impacts under CEQA, however in the city of San Francisco there exists a local shadow ordinance which does specify a specific methodology for review of project generated shading, as described more fully below.

New development projects in San Francisco over 40' in height which could potentially new shading to parks under the control of the San Francisco Recreation and Parks Department are subject to review under Section 295 of the San Francisco Planning code. Compliance with Section 295 of the Planning Code requires that proposed projects not adversely affect use of existing or proposed open spaces under the control of the San Francisco Recreation and Parks Department. Such adverse effect is defined by any development in excess of 40' in height which would add additional levels of new shading in excess of any potentially allowable new shadow increment on that open space throughout the year at times between one hour after sunrise through one hour before sunset, unless the Planning Commission with input from the general manager of the Recreation and Parks Department and its Commission determine that such impact would be insignificant. For CEQA purposes, similar calculation are used for publicly accessible open spaces not under the control of RPD

PreVision Design's initial screening has determined that no parks nor open spaces under the control of the San Francisco Recreation and Parks Department would receive any new shading from either the project or project alternatives, however five open spaces that are either privately owned, public-accessible, open spaces or parks under the jurisdiction of the Port of San Francisco would receive new shading by the project. As no Recreation and Parks Department properties are affected, the project does not require review or approval under Section 295 of the Planning code. However, OCII in consultation with the San Francisco Planning Department has determined has determined that use of Section 295 calculations and observation methodology, which are often used to support CEQA analysis for development projects in San Francisco,

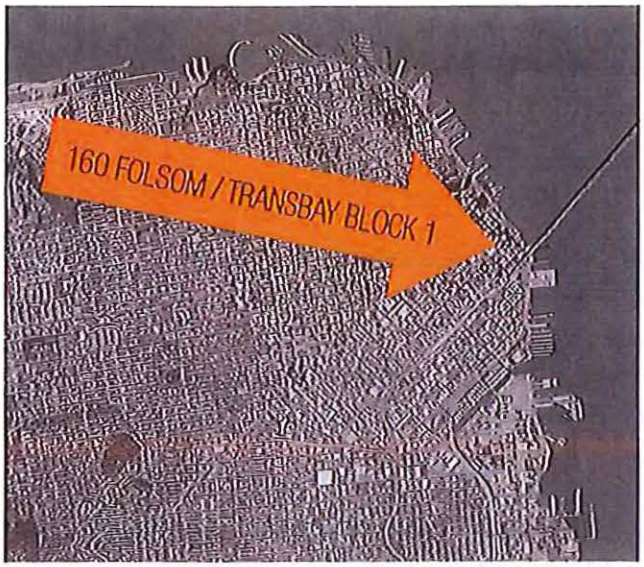

Proposed Project @ 160 Folsom / Transbay Block 1

Affected Open Spaces

1. Rincon Park
2. Transbay Park
3. Spear Street Terrace
4. Howard/Fremont Plaza
5. Main Street Plaza
6. Transbay Terminal Park

Cumulative Projects

1. 75 Howard Street
2. Transbay Block 5
3. Transbay Block 4
4. Transbay Block 2
5. 181 Fremont Street
6. 280 Beale Street
7. Transbay Block 6
8. 50 First Street
9. Salesforce Tower
10. 524 Howard Street
11. Transbay Block 8
12. 555 Howard Street
13. 41 Tehama Street
14. Transbay Block 9

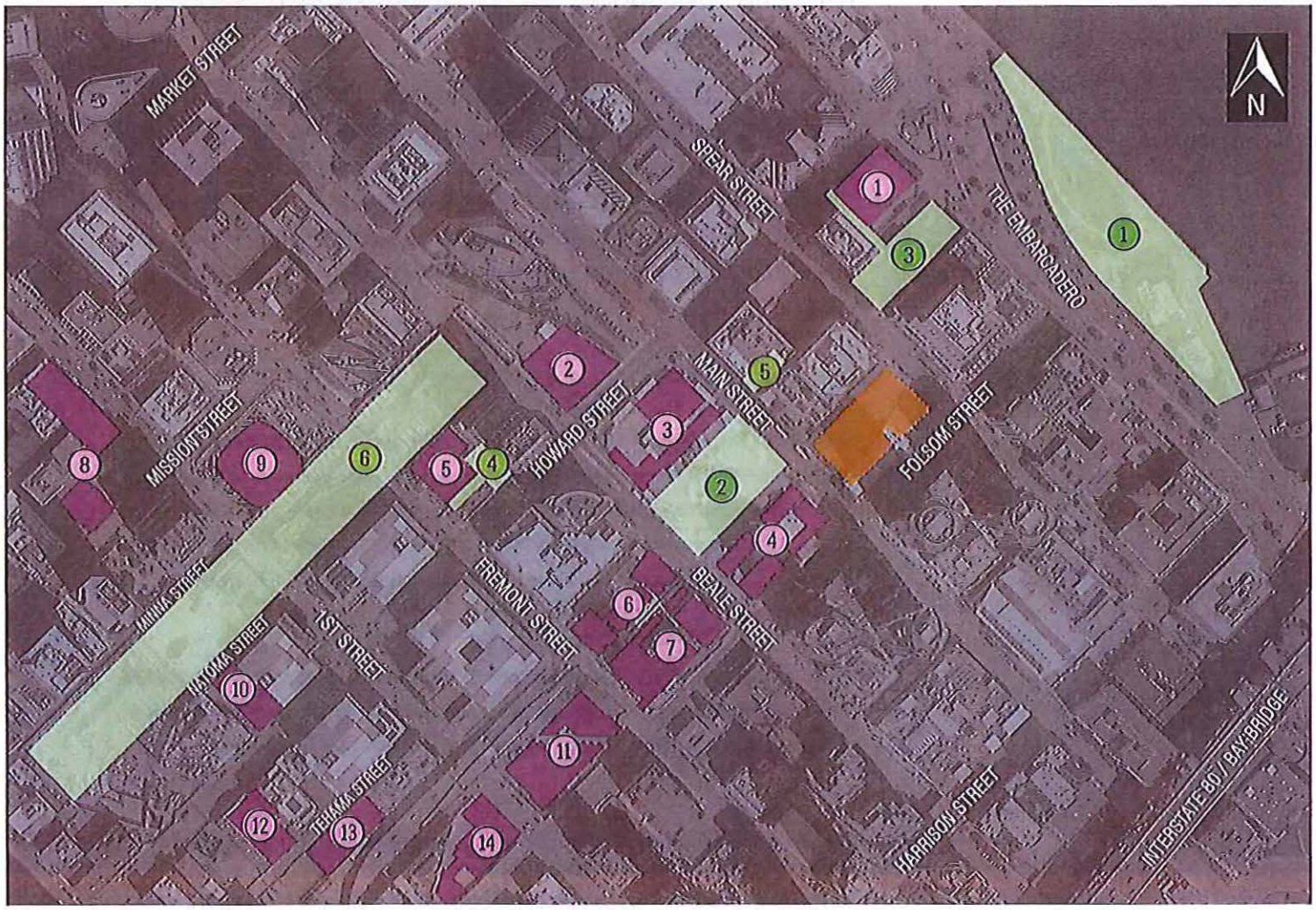

FIGURE 5: Area Map / Study Scope

would be adequate and appropriate to support CEQA shadow conclusions for the proposed project at 160 Folsom Street.

Quantitative Methodology

Pursuant to the above described Section 295 standards, a computer 3D model of the project, the parks/open spaces, and the surrounding urban environment were built by PreVision Design, and proprietary analytic software is used to calculate levels of existing[1] vs. shading generated by the proposed project on the affected open spaces(s) at 15-minute intervals from one hour after sunrise to one hour before sunset, every 7 days, between the summer and winter solstices[2]. The data taken from these 27 sample dates were then extrapolated to determine the full-year shading impacts. The difference between the current level of shading and the level of shading that would be present with the addition of the proposed project yields the total annual increase in square-foot-hours of shade. This increase was then expressed as a percentage of total theoretical square-foot-hours of sun in the park/open space.

The baseline amount of sunshine that is used to calculate percentages of baseline as well as new shading is referred to as the *Theoretically Available Annual Sunlight*, or TAAS. The TAAS represents theoretical number of square foot hours of sunshine that would fall upon the park/open space if there were no shading present at any time throughout the year. It is calculated by multiplying the area of the park/open space by the total number of annual hours that fall between one hour after sunrise and one hour before sunset.

Cumulative Analysis

In addition to an analysis of the shading that would be generated by the project or project alternative, an investigation of what additional shading on each of the parks or open spaces might be generated by future structures on other nearby lots where projects are currently in the process of development ("cumulative" projects) was performed. Shading from these reasonably-foreseeable projects is added to shading from the proposed project.

There are many cumulative projects within the project area, however these site/projects were screened so that only projects on sites that would potentially result in additional shading to the same parks and open spaces affected by the proposed project

---

1 Shading from existing conditions include buildings and other features (bridges, elevated roadways, etc.) that are either in existence or under construction.

2 The path of the sun between the summer & winter solstice is mirrored on the other half of the year, therefore for the purposes of this study only the half year is quantitatively analyzed.

were included. Fourteen project sites were included in this study and are shown and keyed on Figure 5, the profile of their shading is included on Exhibits A-G, and the quantitative shading impacts are detailed on Exhibits H-N.

Qualitative Methodology

PreVision Design conducted six 30-minute site visits to each* of the potentially affected open spaces to observe the existing patterns and intensity of use at the affected park or open space. Two site visits, all within analysis hours, were performed in the morning, two at mid-day and two late in the day. Half the visits were done on a weekday and half on a weekend day.

The qualitative impacts on the affected spaces are discussed based on the nature of existing shadow profiles, size and duration of existing vs. new shadows and whether or not such new shadows could be adverse to existing patterns of use in the open space.

These observations help evaluate the potential for adverse impacts on existing uses presented by the new shading per CEQA, such as the shadow characteristics (size, duration and location of new shadows) as well as the value of sunlight (time of day and time of year new shadows would be present on parks/open spaces).

*No visits were performed for the Proposed Transbay Park nor Transbay Transit Center Parks, as neither have been completed at the time this study was prepared.

Other Factors Affecting Sunlight

While present in many parks and open spaces, shade contributed by trees is not usually taken into consideration as part of the quantitative analysis as they and other landscaping are considered "impermanent" features which may be subject to change over time, though the seasons, and added or removed without permits or a public review process. However, at times such features are a defining feature of the open space and may constitute a significant shadow presence which may capture some or all new shading created by the proposed development. In the interest of providing full detail for decision makers, cases in which such shading is significant or when trees and/or other landscape features are a defining characteristic of the park or open space, an informal discussion of such features is included. ■

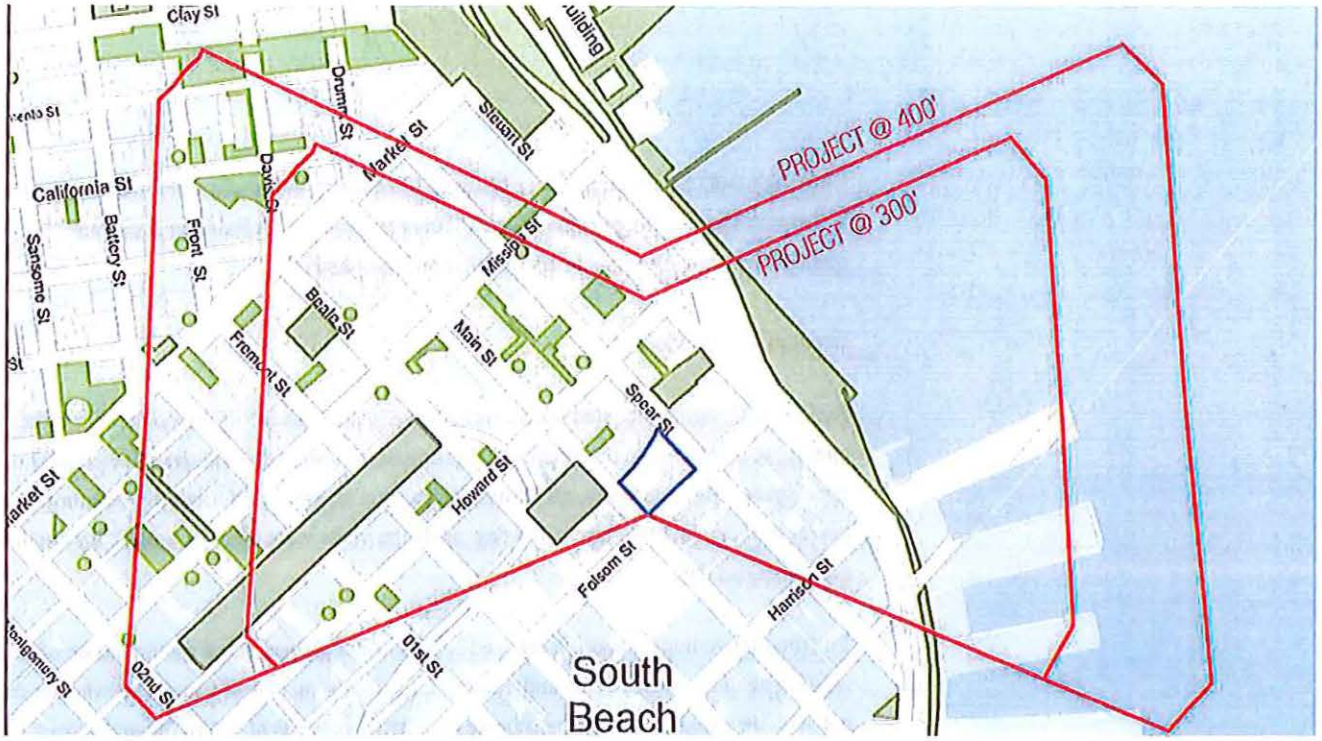

FIGURE 6: Shadow Fan Diagram

V. DETERMINATION OF AFFECTED OPEN SPACES

A shadow fan diagram prepared by SF Planning on Aug 11, 2014 (Figure 6) indicated potential impacts on approximately thirty open spaces within the shadow fan on the tallest project alternative, however it was generated with the assumption that the building filled the full lot without any setbacks and did not take into account the existing shadow already cast by other structures. In order to determine the actual extent of new shading only, PreVision Design used a 3D-model of the actual project, the parks/open spaces and the current urban context to determine on a space-by-space basis whether new project shading would occur or if it would be captured and/or overshadowed by existing structures (thereby creating no new net shading on the open space). After review of all the potentially affected open spaces included on the city's shadow fan diagram, it was determined that the following six open spaces would receive new shading from the project: Rincon Park, Transbay Park, Spear Street Terrace, and publicly-accessible outdoor plazas at Howard Fremont Streets, on Main Street between Howard and Folsom, and Transbay Transit Center Park (on the roof of the Transbay Transit Center). The shadow analysis on these six open spaces are detailed in Sections VI through XI.

It should be noted that shading impacts were evaluated in 2004 for the Transbay Redevelopment Plan and new shading generated by a 300' tower on the project site was anticipated on Rincon Park as well as some of the aforementioned publicly-accessible private open spaces. A discussion of such impacts can be found in that project's EIR under Section 5.1.3.2, which may be found online at http://transbaycenter.org/documents/final-eiseir.

Photo 1
View north along Bay Trail

VI. RINCON PARK

Description

Rincon Park is a 3.23 acre urban park located in the Financial District of San Francisco on Assessor's Block 3743 Lots 001-002. It is bound by The Embarcadero to the Southwest and the San Francisco Bay to the Northeast. The park is publicly accessible twenty-four hours a day and is under the jurisdiction of the Port of San Francisco, rather than the San Francisco Recreation and Parks Department.

Located along the San Francisco Bay Trail, the northern end of park consists of landscaped areas to the west and a paved promenade to the east running along the waterfront with the two areas are divided by long concrete bench seating. The central portion of the park features a grassy mounded area feature a large scale bow and arrow sculpture entitled "Cupid's Span,". This feature is bounded by the promenade by the east as well as narrower pedestrian pathway to the west, all bounded by concrete bench seating areas. South of the sculpture a wide concrete transverse pathway runs east-west connecting the waterfront promenade with the termination of Howard street into the Embarcadero. South of this walkway are more landscaped areas, benches as well as

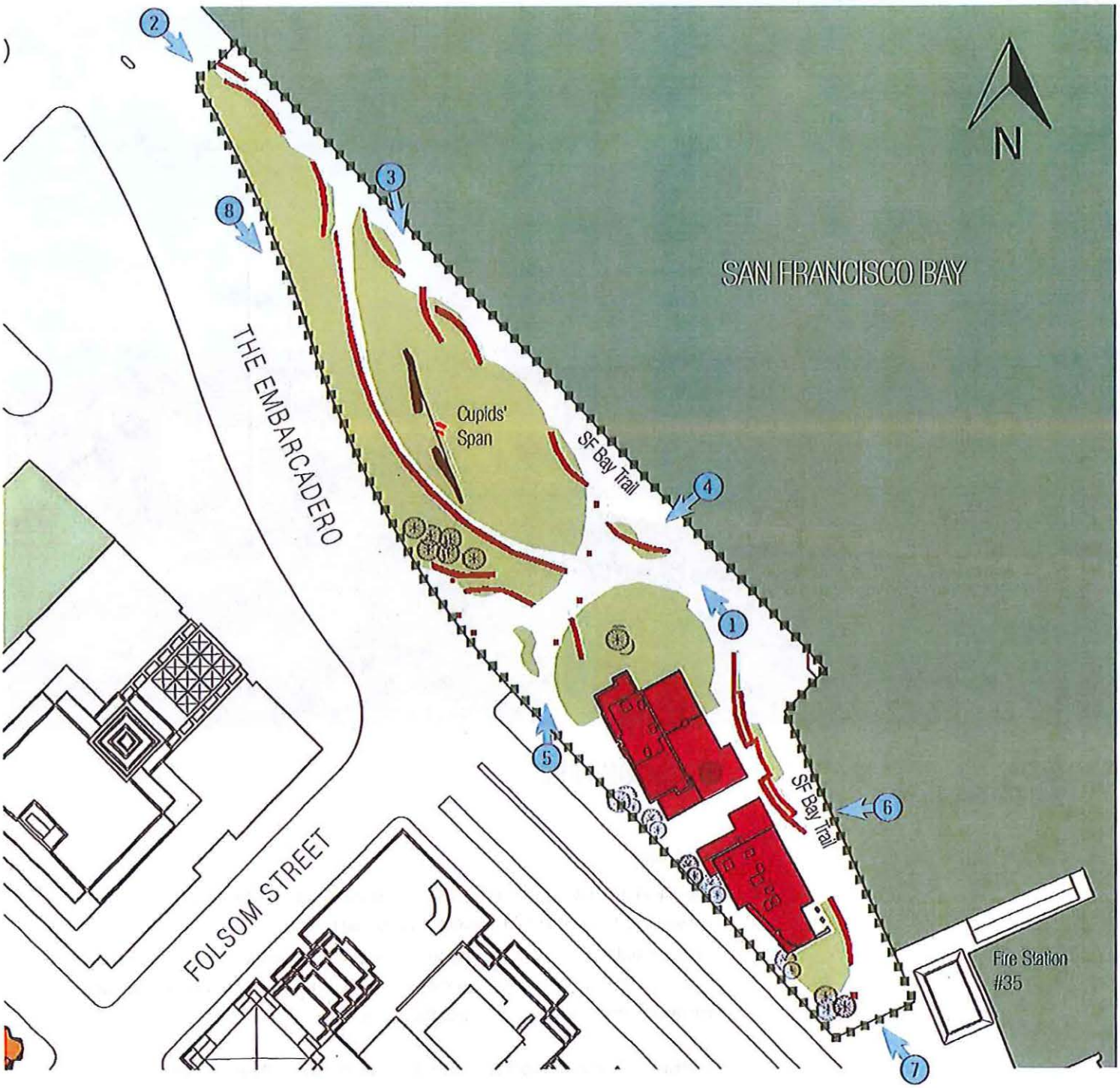

Open Space Perimeter

Grass and Unpaved Areas

Private Businesses

Bench or Other Seating

Tree

FIGURE 7: Rincon Park Diagram

Photo Key



Photo 2
View south of north end of park

Photo 3
View south of Cupid's Span

Photo 4
View west of walkway / Folsom St. corridor

Photo 5
View northeast of walkway

Photo 6
View northwest of private businesses



Photo 7
View north of southern end of park

Photo 8
View southeast of northwest side of park

two privately owned restaurants (the Epic Roasthouse and the Waterbar), both of which additionally contain some private exterior spaces (excluded from the scope of this study as they were not publicly accessible). The southern end of the park features a small landscaped area and additional concrete bench seating.

Approximately two dozen moderately sized trees are located throughout the park, ranging in height from approximately 10 to 15 feet tall with small canopies,

See Figure 7 for a park diagram.

Quantitative Analysis Findings

The park has a total net area of 140,723 square feet (3.23 acres) which currently has approximately 123,113,759 sfh of shade annually. Based on a Theoretical Annual Available Sunlight (TAAS) of 523,684,761 sfh, the park is currently shaded 23.51% of the year.

The project would contribute 3,790,192 sfh (0.72%) new shading 10 months out of the year, between 7/27 and 5/16. The 300' project alternative would contribute 2,028,643 sfh (0.39%) new shading to Rincon Park nine months out of the year between August 10 and May 2. The day of maximum shading within the analysis period would occur on February 23 and October 18 for the 400' project, where new shadows from the project would create an increase of 2.20% above current shading levels on that day, while the 300' project alternative day of maximum shading would occur on February 16 and October 25 and account for an increase of 1.55%. New shading from both the project and project alternative, when present, would occur during the mid to late afternoon,

THEORETICAL ANNUAL AVAILABLE SUNLIGHT (TAAS)	
Area of Rincon Park	3.23 acres
Hours of annual available sunlight	3721.4 hrs
TAAS for Rincon Park	523,684,761 sfh

EXISTING (CURRENT) SHADING CONDITIONS	
Existing annual total shading on park (sfh)	123,113,759 sfh
Existing shading as percentage of TAAS	23.51%

SHADING DETAILS	BLOCK 1 @ 400'	VARIANCE 400/300'	BLOCK 1 @ 300'
New annual shading from Project only (sfh)	3,790,192 sfh	1,761,549 sfh	2,028,643 sfh
Shading from Project only (% TAAS)	0.72%	0.34%	0.39%
Total annual shading Existing + Project (sfh)	126,903,950 sfh	1,761,549 sfh	125,142,401 sfh
Shading from Existing + Project (% TAAS)	24.23%	0.34%	23.90%
Number of days when new Project shading occurs	308 days annually	28 days annually	280 days annually
Dates when new Project shading occurs	July 27 - May 16	7/7-8/10 & 5/2-5/16	August 10 - May 2
Range in size of new shadow (sf)	Zero to 21,623 sf	Zero to 3,837 sf	Zero to 17,786 sf
Annual range of duration of new shadows	Zero to Approx. 195 min	45 min	Zero to Approx. 150 min
Average daily duration of new shadow (when present)	Approx. 142 min	Approx. 39 min	Approx. 103 min
DAY(S) OF MAXIMUM SHADING	BLOCK 1 @ 400'	VARIANCE 400/300'	BLOCK 1 @ 300'
Date(s) where maximum new shading occurs	Feb 23 & Oct 18	As stated	Feb 16 & Oct 25
Percentage new shadow on date(s) of maximum shading	2.20%	0.65%	1.55%
Largest new shadow on date(s) of maximum shading (sf)	17916.81 sf	130.54 sf	17786.27 sf
Duration of shading on date(s) of maximum shading	Approx 175 min	Approx 18 min	Approx. 157 min
Total New Shading on date(s) of maximum shading (sfh)	28,198.45 sfh	8,872.80 sfh	19,325.65 sfh

CUMULATIVE SHADING DETAILS	BLOCK 1 @ 400' + CUMULATIVE	VARIANCE 400/300'	BLOCK 1 @ 300' + CUMULATIVE
New annual shading from Cumulative only (sfh)	12,688,381 sfh	1,734,841 sfh	10,953,540 sfh
Shading from Cumulative only (% TAAS)	2.42%	0.33%	2.09%
Total annual shading Existing + Cumulative (sfh)	135,802,140 sfh	1,734,841 sfh	134,067,299 sfh
Shading from Existing + Cumulative (% TAAS)	25.93%	0.33%	25.60%
Number of days when new Cumulative shading occurs	365 days annually	None	365 days annually
Dates when new Cumulative shading occurs	Year Round	None	Year Round
Range in size of new shadow (sf)	Zero to 46,102 sf	Zero to 3,050 sf	Zero to 43,052 sf
Annual range of duration of new shadows	146 min - 195 min	20 min - 38 min	108 min - 175 min
Average daily duration of new shadow (when present)	Approx. 164 min	Approx. 17 min	Approx. 147 min
CUMULATIVE DAY(S) OF MAXIMUM SHADING	BLOCK 1 @ 400' + CUMULATIVE	VARIANCE 400/300'	BLOCK 1 @ 300' + CUMULATIVE
Date(s) where maximum new shading occurs	Mar 15 & Sep 27	As stated	May 24 & Jul 19
Percentage new shadow on date(s) of maximum shading	3.61%	1.24%	2.37%
Largest new shadow on date(s) of maximum shading (sf)	45047.85 sf	4732.31 sf	40315.53 sf
Duration of shading on date(s) of maximum shading	Approx. 146 min	-Approx. 14 min	Approx. 160 min
Total New Shading on date(s) of maximum shading (sfh)	48,707.30 sfh	13,504.52 sfh	35,202.79 sfh

FIGURE 8: Rincon Park Analysis Summary Table

with shading from the 400' project arriving up to 35 minutes earlier than new shading by the 300' alternative.

In the cumulative condition (project + other foreseeable developments) 12,688,381 sfh (2.42%) of new shading would be cast all 12 months of the year. The 300' project alternative would cast 10,953,540 sfh (2.09%) new shading to Rincon Park all 12 months of the year. The day of maximum shading within the Section 295 analysis period would occur on March 15 and September 27, where new shadows including the 400' project would create an increase of 3.61% above current shading levels on that day, while shadows including the 300' project alternative would be greatest on May 24 and July 19 and account for an increase of 2.37%. New shading from both the project and project alternative, when present, would occur during the mid to late afternoon with shading from the project arriving up to 35 minutes earlier than new shading by the 300' alternative.

Figure 8 summarizes the existing condition data and quantitative shadow impacts of the proposed project and project alternative on Rincon Park and the projected shading in both scenarios in the cumulative condition. Shading diagrams showing new shadow are shown on Exhibits A and B, and quantitative shading calculations are included as Exhibit H.

Qualitative Analysis Findings

As shown by Figure 10, within the 30 minute observation periods, the number of users in Rincon Park ranged from 34 to 62. The nature of use varied at different times of day and days of the week: visitors used the park most often along the San Francisco Bay trail for running and walking while the number or users sitting on benches or standing in the park ranged from 6 to 36. Overall intensity of observed use of this park could be characterized as high, however predominately transitory in nature.

OBSERVATION TIME	DATE OF VISIT	PARK USERS	NEW SHADING FROM PROJECT
Weekday Morning	10/29/14	56	No
Weekday Midday	10/28/14	62	Yes
Weekday Afternoon/Evening	10/29/14	34	No
Weekend Morning	11/23/14	35	No
Weekend Midday	11/22/14	45	Yes
Weekend Afternoon/Evening	11/22/14	42	No

FIGURE 9: Rincon Park observation data

The shadows from the project and project alternative would generally fall near Cupid's Span during section 295 times shading five benches/seating areas, with the 400' project additionally shading a small portion of the San Francisco Bay trail near the center of the park. Based on park use observations, usage was varied throughout the day with mornings and afternoons during both weekdays and weekends with less activity than midday during both weekdays and weekends. Both the project and project alternative would cast new shading during the mid to late afternoon and could potentially affect the desirability of some benches during this period. ■

VII. TRANSBAY PARK

Description

Transbay Park is a proposed 1.31 acre public park located in the Financial District of San Francisco over portions of Assessor's Block 3739 / Lots 002, 006 and 008--also known as Transbay Block 3. The park will be located on what is currently the greyhound bus station with proposed development to northwest (Transbay Block 4) and southeast (Transbay Block 2) and is bounded by Main Street to the northeast and Beale Street to the southwest. The development of this park will also create eastward extensions of Tehama Street, which will form the northwest boundary of the park, and Clementina Street, which will form the boundary on the southwest.

The proposed park is described as follows, per San Francisco Redevelopment Agency (now OCII) & San Francisco Planning Department's *Transbay Redevelopment Project Area Streetscape & Open Space Concept Plan (2006)*:

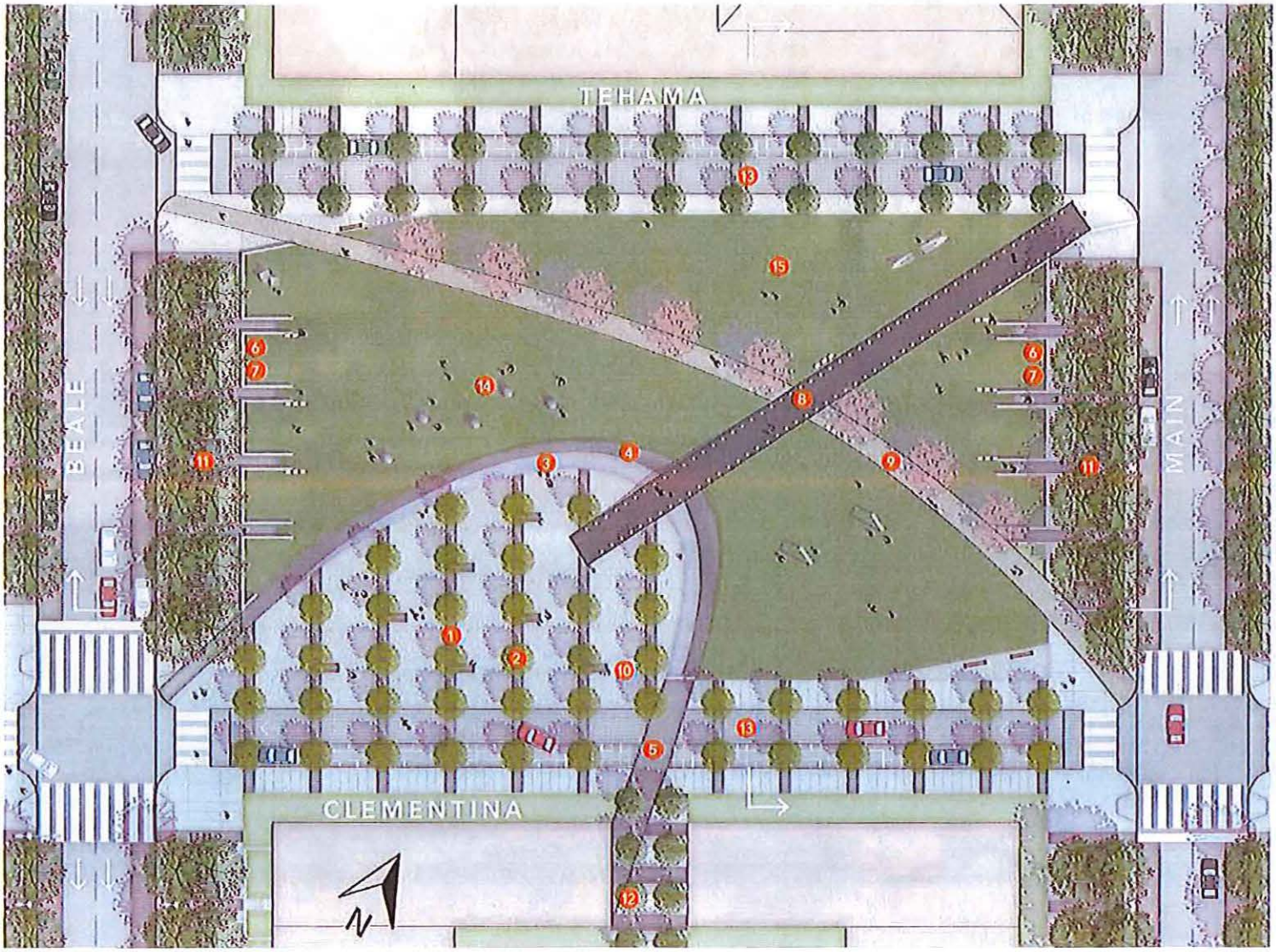

FIGURE 10: Transbay Park Diagram

Plan and legend from "Transbay Redevelopment Project Area Streetscape & Open Space Concept Plan", published by the San Francisco Redevelopment Agency (OCII) & San Francisco Planning Department

1. Plaza paved in 4" x 24" black granite pavers
2. Gingko trees
3. Water basin
4. Black granite wall
5. Black granite paving extending to mews
6. Concrete walls
7. Undulating "waves" of turf
8. Black granite 8" pavers with in-ground LED lights
9. Medium gray concrete path with intermittent seat walls & lights
10. Benches
11. Extension of linear park sidewalk
12. Groundcover plantings at Beech trees
13. Black granite setts in field of medium gray concrete
14. Play Area
15. Field

The Plaza

The elliptical plaza is sited adjacent to Clementina and the residential townhouses. With excellent solar exposure, this zone will provide an appropriate scale for many types of users, from informal marketplaces to small neighborhood gatherings. The tilted water wall and basin create a sculptural backdrop and edge to the plaza. Interspersed series of carbon fiber rods with lighting components reach skyward and provide kinetic and nighttime lighting interest. A columnar ginkgo "bosque" extends from the plaza into the alley. The surfaces are further expressed as extensions into the alley paving treatments and visually connect to the mid-block Clementina-Folsom passageway, which is lined by columnar pears.

The Water Wall

The water wall is effected by a uniform and thin sheet of water that flows over a smooth charcoal gray granite surface. The shallow basin at the foot of the wall is created by a sloped coping and is intended only for splashing, and as such, is no deeper than six inches. The water wall will comply with all applicable codes in effect at the time of its construction. Storm water reclaimed from the park landforms will pass through structural cellular networks under the park turf and will subsequently be purified, treated and stored in tanks under the landforms prior to its recirculation through the water wall.

The Green

The remainder of the park site has been developed into a sculptural "green", utilizing topography expressed by a series of undulating waves and tilted planes that define the site. Intersecting into these waves are the lateral pathways of the living streets, furthering the park's integration with its edges. At this juncture with the sidewalk, the grass waves also provide informal seating and play for all ages. Accessibility has been provided by the primary and secondary path systems that cross the site, which also partition the remaining green through surface treatment and topographic changes, providing for a multiplicity of simultaneous uses.

The green also provides an opportunity for sculpture, either of a temporal nature or permanent installations. Interactive art expressions are anticipated and would contribute to a playful environment.

See Figure 10 for open space diagram.

Quantitative Analysis Findings

The open space has a total area of 57,014 square feet (1.31 acres) which, when complete, will have approximately 64,115,058 sfh of shade annually. Based on a Theoretical Annual Available Sunlight (TAAS) of 212,171,722 sfh, the open space would be shaded 30.22% of the year.

The project would contribute 5,138,742 sfh (2.42%) new shading approximately 7 months of the year. The 300' project alternative would contribute 5,034,156 sfh (2.37%) new shading to Transbay Park over the same period. The day of maximum shading for the both the 400' project and 300' project alternative within the analysis period would occur on June 21, where new shadows from the project would create an increase of 8.11% above current shading levels on that day, while the 300' project alternative would account for an increase of 7.83%. New shading from both the project and project

THEORETICAL ANNUAL AVAILABLE SUNLIGHT (TAAS)	
Area of Transbay Park	1.31 acres
Hours of annual available sunlight	3721.4 hrs
TAAS for Transbay Park	212,171,722 sfh

EXISTING (CURRENT) SHADING CONDITIONS	
Existing annual total shading on park (sfh)	64,115,058 sfh
Existing shading as percentage of TAAS	30.22%

SHADING DETAILS	BLOCK 1 @ 400'	VARIANCE 400'/300'	BLOCK 1 @ 300'
New annual shading from Project only (sfh)	5,138,742 sfh	104,586 sfh	5,034,156 sfh
Shading from Project only as percentage of TAAS	2.42%	0.05%	2.37%
Total annual shading Existing + Project (sfh)	69,253,800 sfh	104,586 sfh	69,149,214 sfh
Shading from Existing + Project as percentage of TAAS	32.64%	0.05%	32.59%
Number of days when new Project shading occurs	223 days annually	None	223 days annually
Dates when new Project shading occurs	March 2 - October 10	7/7-8/10 & 5/2-5/16	March 2 - October 10
Range in size of new shadow (sf)	Zero to 32,031 sf	None	Zero to 32,031 sf
Annual range of duration of new shadows	Zero to Approx. 201 min	Approx 0 - 45 min	Zero to Approx. 181 min
Average daily duration of new shadow (when present)	Approx. 120 min	Approx. 8 min	Approx. 112 min
DAY(S) OF MAXIMUM SHADING	BLOCK 1 @ 400'	VARIANCE 400'/300'	BLOCK 1 @ 300'
Date(s) where maximum new shading occurs	June 21	None	June 21
Percentage new shadow on date(s) of maximum shading	8.11%	0.28%	7.83%
Largest new shadow on date(s) of maximum shading (sf)	32030.85 sf	None	32030.85 sf
Duration of shading on date(s) of maximum shading	Approx. 201 min	Approx 18 min	Approx. 172 min
Total New Shading on date(s) of maximum shading (sfh)	59,107.86 sfh	2,075.04 sfh	57,032.81 sfh

CUMULATIVE SHADING DETAILS	BLOCK 1 @ 400' + CUMULATIVE	VARIANCE 400'/300'	BLOCK 1 @ 300' + CUMULATIVE
New annual shading from Cumulative only (sfh)	26,770,264 sfh	102,285 sfh	26,667,979 sfh
Shading from Cumulative only as percentage of TAAS	12.62%	0.05%	12.57%
Total annual shading Existing + Cumulative (sfh)	90,885,322 sfh	102,285 sfh	90,783,037 sfh
Shading from Existing + Cumulative as percentage of TAAS	42.84%	0.05%	42.79%
Number of days when new Cumulative shading occurs	365 days annually	None	365 days annually
Dates when new Cumulative shading occurs	Year Round	None	Year Round
Range in size of new shadow (sf)	Zero to 56,944 sf	Zero to 0 sf	Zero to 56,944 sf
Annual range of duration of new shadows	312 min - 510 min	20 min - 38 min	312 min - 510 min
Average daily duration of new shadow (when present)	Approx. 430 min	Approx. 3 min	Approx. 426 min
CUMULATIVE DAY(S) OF MAXIMUM SHADING	BLOCK 1 @ 400' + CUMULATIVE	VARIANCE 400'/300'	BLOCK 1 @ 300' + CUMULATIVE
Date(s) where maximum new shading occurs	December 21	None	December 21
Percentage new shadow on date(s) of maximum shading	34.70%	None	34.70%
Largest new shadow on date(s) of maximum shading (sf)	56216.08 sf	None	56216.08 sf
Duration of shading on date(s) of maximum shading	Approx. 441 min	None	Approx. 441 min
Total New Shading on date(s) of maximum shading (sfh)	149,373.15 sfh	None	149,373.15 sfh

FIGURE 11: Transbay Park Analysis Summary Table

alternative, when present, would occur during from early-morning and depart the park prior to 10am. New shading from the 300' project alternative would depart up to 30 minutes earlier than that of the proposed project.

In the cumulative condition (project + other foreseeable developments) 26,770,264 sfh (12.62%) of new shading would be contributed all 12 months of the year. The 300' project alternative would contribute 26,667,979 sfh (12.57%) new shading to Transbay Park, also year-round. The day of maximum shading within the Section 295 analysis period would occur on December 21, where new cumulative shadows including the 400' project would create an increase of 34.70% above current shading levels on that day, shadows including the 300' project alternative would account for the same increase. New shading from both the project and project alternative, when present, would occur during the both mornings and afternoons during the summer, spring and fall, with new shading present at all times of day during winter months.

Figure 11 summarizes the existing condition data and quantitative shadow impacts of the proposed project and project alternative on Transbay Park and the projected shading in both scenarios in the cumulative condition. Shading diagrams showing new shadow graphics are shown on Exhibits A and C, and quantitative shading calculations are included as Exhibit J.

Qualitative Analysis Findings

As Transbay Park is yet to be built, no park use observations were conducted to establish specific use impacts, however based on the shading from the proposed project, the following elements of the park as designed would be impacted:

The Green and the intersecting paved pathways would be principally affected in the early morning summertime hours, with the project or project alternative shading approximately half the park area at the time of maximum impact. Shadow on these areas would retreat over the next few hours toward the norther corner of the park. During the spring and fall, shadow would be confined to the northern corner, affecting a smaller portion of the green and pathways. Due to the dense pattern of tree planting proposed along the park periphery, especially along Main Street, the perceived impact of new shading may be somewhat diminished. ■

VIII. SPEAR STREET TERRACE

Description

Spear Street Terrace is a 0.73 acre publicly-accessible private open space in the Financial District of San Francisco on Assessor's Block 3741 / Lot 032. It is located northwest of 2 Folsom Street and between a parking structure and the 201 Spear Street building to the southwest. The block is surrounded by The Embarcadero to the northeast, Howard Street to the northwest, Spear Street to the southwest and Folsom Street to the southeast. Access to the parking garage is via Steuart Street. Entrances to the Spear Street Terrace are via The Embarcadero, Howard and Spear Streets.

Approximately thirty trees are present in the park, varying in height from ten to thirty feet, several planters and concrete seating areas. No visible hours of operation are posted. See Figure 12 for open space diagram.

Quantitative Analysis Findings

The open space has a total area of 31,648 square feet (0.73 acres) which currently has approximately 88,760,650 sfh of shade annually. Based on a Theoretical Annual Available Sunlight (TAAS) of 117,775,016 sfh, the open space is currently shaded 75.36% of the year.

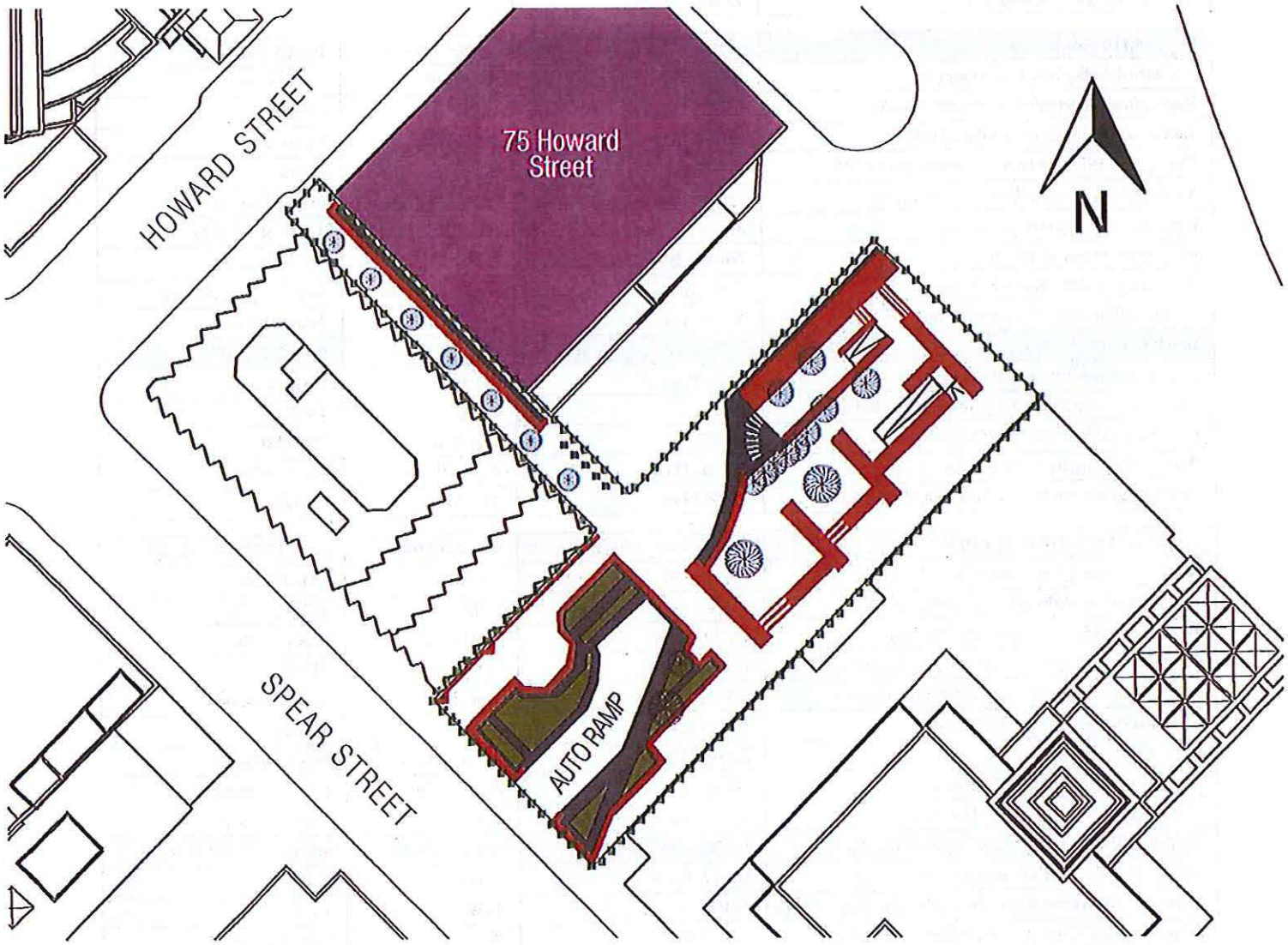

FIGURE 12: Spear Street Terrace Diagram

- Open Space Perimeter
- Cumulative Project 75 Howard St.
- Plant Bed
- Bench or Other Seating
- Tree

THEORETICAL ANNUAL AVAILABLE SUNLIGHT (TAAS)	
Area of Spear Street Terrace	0.73 acres
Hours of annual available sunlight	3721.4 hrs
TAAS for Spear Street Terrace	117,775,016 sfh

EXISTING (CURRENT) SHADING CONDITIONS	
Existing annual total shading on park (sfh)	88,760,650 sfh
Existing shading as percentage of TAAS	75.36%

SHADING DETAILS	BLOCK 1 @ 400'	VARIANCE 400'/300'	BLOCK 1 @ 300'
New annual shading from Project only (sfh)	1,689,823 sfh	584,690 sfh	1,105,133 sfh
Shading from Project only as percentage of TAAS	1.43%	0.50%	0.94%
Total annual shading Existing + Project (sfh)	90,450,473 sfh	584,690 sfh	89,865,783 sfh
Shading from Existing + Project as percentage of TAAS	76.80%	0.50%	76.30%
Number of days when new Project shading occurs	266 days annually	28 days annually	238 days annually
Dates when new Project shading occurs	August 10 - May 2	8/10-8/24 & 4/18-5/2	August 24 - April 18
Range in size of new shadow (sf)	Zero to 8,595 sf	Zero to 1,618 sf	Zero to 6,977 sf
Annual range of duration of new shadows	Zero to Approx. 204 min	Approx 0 - 45 min	Zero to Approx. 190 min
Average daily duration of new shadow (when present)	Approx. 150 min	Approx. 11 min	Approx. 139 min
DAY(S) OF MAXIMUM SHADING	BLOCK 1 @ 400'	VARIANCE 400'/300'	BLOCK 1 @ 300'
Date(s) where maximum new shading occurs	Feb 23 & Oct 18	As stated	Feb 9 & Nov 1
Percentage new shadow on date(s) of maximum shading	4.24%	0.75%	3.49%
Largest new shadow on date(s) of maximum shading (sf)	7854.90 sf	1374.76 sf	6480.13 sf
Duration of shading on date(s) of maximum shading	Approx. 175 min	Approx 18 min	Approx. 160 min
Total New Shading on date(s) of maximum shading (sfh)	11,979.19 sfh	2,473.51 sfh	9,505.68 sfh

CUMULATIVE SHADING DETAILS	BLOCK 1 @ 400' + CUMULATIVE	VARIANCE 400'/300'	BLOCK 1 @ 300' + CUMULATIVE
New annual shading from Cumulative only (sfh)	2,030,034 sfh	584,690 sfh	1,445,344 sfh
Shading from Cumulative only as percentage of TAAS	1.72%	0.50%	1.23%
Total annual shading Existing + Cumulative (sfh)	90,790,684 sfh	584,690 sfh	90,205,994 sfh
Shading from Existing + Cumulative as percentage of TAAS	77.09%	0.50%	76.59%
Number of days when new Cumulative shading occurs	365 days annually	None	365 days annually
Dates when new Cumulative shading occurs	Year Round	None	Year Round
Range in size of new shadow (sf)	Zero to 8,595 sf	Zero to 1,618 sf	Zero to 6,977 sf
Annual range of duration of new shadows	117 min - 277 min	Zero - 29 min	117 min - 248 min
Average daily duration of new shadow (when present)	Approx. 200 min	Approx. 19 min	Approx. 181 min
CUMULATIVE DAY(S) OF MAXIMUM SHADING	BLOCK 1 @ 400' + CUMULATIVE	VARIANCE 400'/300'	BLOCK 1 @ 300' + CUMULATIVE
Date(s) where maximum new shading occurs	Mar 1 & Oct 11	As stated	Feb 9 & Nov 1
Percentage new shadow on date(s) of maximum shading	4.24%	0.75%	3.49%
Largest new shadow on date(s) of maximum shading (sf)	8369.17 sf	1889.04 sf	6480.13 sf
Duration of shading on date(s) of maximum shading	Approx. 233 min	Approx. 73 min	Approx. 160 min
Total New Shading on date(s) of maximum shading (sfh)	12,349.74 sfh	2,844.06 sfh	9,505.68 sfh

FIGURE 13: Spear Street Terrace Analysis Summary Table

View of Spear Street Terrace

The project would contribute 1,689,823 sfh (1.43%) new shading approx 9 months of the year, between August 10 and May 2. The 300' project alternative would contribute 1,105,133 sfh (0.94%) new shading to Spear Street Terrace approx 8 months of the year, between August 24 and April 18. The day of maximum shading for the 400' project within the analysis period would occur on February 23 and October 18, where new shadows from the project would create an increase of 4.24% above current shading levels on that day, while the 300' project alternative would account for an increase of 3.49% on February 9 and November 1. New shading from both the project and project alternative, when present, would occur during the mid to late afternoon with shading from the project remaining up to 35 minutes longer than new shading by the 300' alternative.

In the cumulative condition (project + other foreseeable developments) 2,030,034 sfh (1.72%) of new shading would be contributed all 12 months of the year. The 300' project alternative would contribute 1,445,344 sfh (1.23%) new shading to Spear Street Terrace 12 months of the year. The day of maximum shading within the Section 295 analysis period would occur on March 1 & October 11, where new cumulative shadows including the 400' project would create an increase of 4.24% above current shading levels on that day,. Cumulative shadows including the 300' project alternative would account for an increase of 3.49% on February 9 and November 1. New shading from both the project and project alternative, when present, would occur at various intervals in the late morning, around midday, and in the afternoon.

Figure 13 summarizes the existing condition data and quantitative shadow impacts of the proposed project and project alternative on Spear Street Terrace and the projected shading in both scenarios in the cumulative condition. Shading diagrams showing new shadow graphics are shown on Exhibits A and D, and quantitative shading calculations are included as Exhibit K.

Qualitative Analysis Findings

As shown by Figure 14, within the 30 minute observation periods, the number of users in Spear Street Terrace ranged from zero to 28. The nature of use varied at different times of day and days of the week: Usage was lower on weekends, with the few visitors sitting on benches. Weekdays were more active, with users using seating areas, make calls and eating. Overall, intensity of observed use of this open space could be characterized as high during the week and low on the weekends.

OBSERVATION TIME	DATE OF VISIT	PARK USERS	NEW SHADING FROM PROJECT
Weekday Morning	10/29/14	15	No
Weekday Midday	10/28/14	28	Yes
Weekday Afternoon/Evening	10/29/14	22	No
Weekend Morning	11/23/14	0	No
Weekend Midday	11/22/14	9	Yes
Weekend Afternoon/Evening	11/22/14	2	No

FIGURE 14: Spear Street Terrace observation data

The shadows from the 300' project generally fall on the southwest corner during section 295 times, with the 400' project additionally shading the Northeast corner of the open space. Based on open space use observations, usage is highest on weekdays especially at mid-day. Both the 300' and 400' project alternatives would contribute some new shading during early afternoon and would potentially affect a seating area near the end of Steuart Street.



IX. HOWARD FREMONT PLAZA

Description

The Howard Fremont plaza is a 0.2 acre urban open space located in the Financial District of San Francisco on Assessor's Blocks 3738/Lots 016-017. It occupies a "T" shaped open space surrounded by the 50' tall 342 Howard Street and 365' tall 199 Fremont Street at the corner of Howard and Fremont Street. No visible hours of operation are posted. The plaza contains sixteen trees, ranging from 10 to 15 feet talk, and a small water feature. See Figure 14 for a open space diagram. Access to the open space is between Town Hall Restaurant and some advertising along Fremont Street and between Town Hall Restaurant and Apollo Marketing on Howard Street.

Quantitative Analysis Findings

The Howard Fremont plaza has a total area of 8,706 square feet (0.20 acres) which currently has approximately 22,863,497 sfh of shade annually. Based on a Theoretical

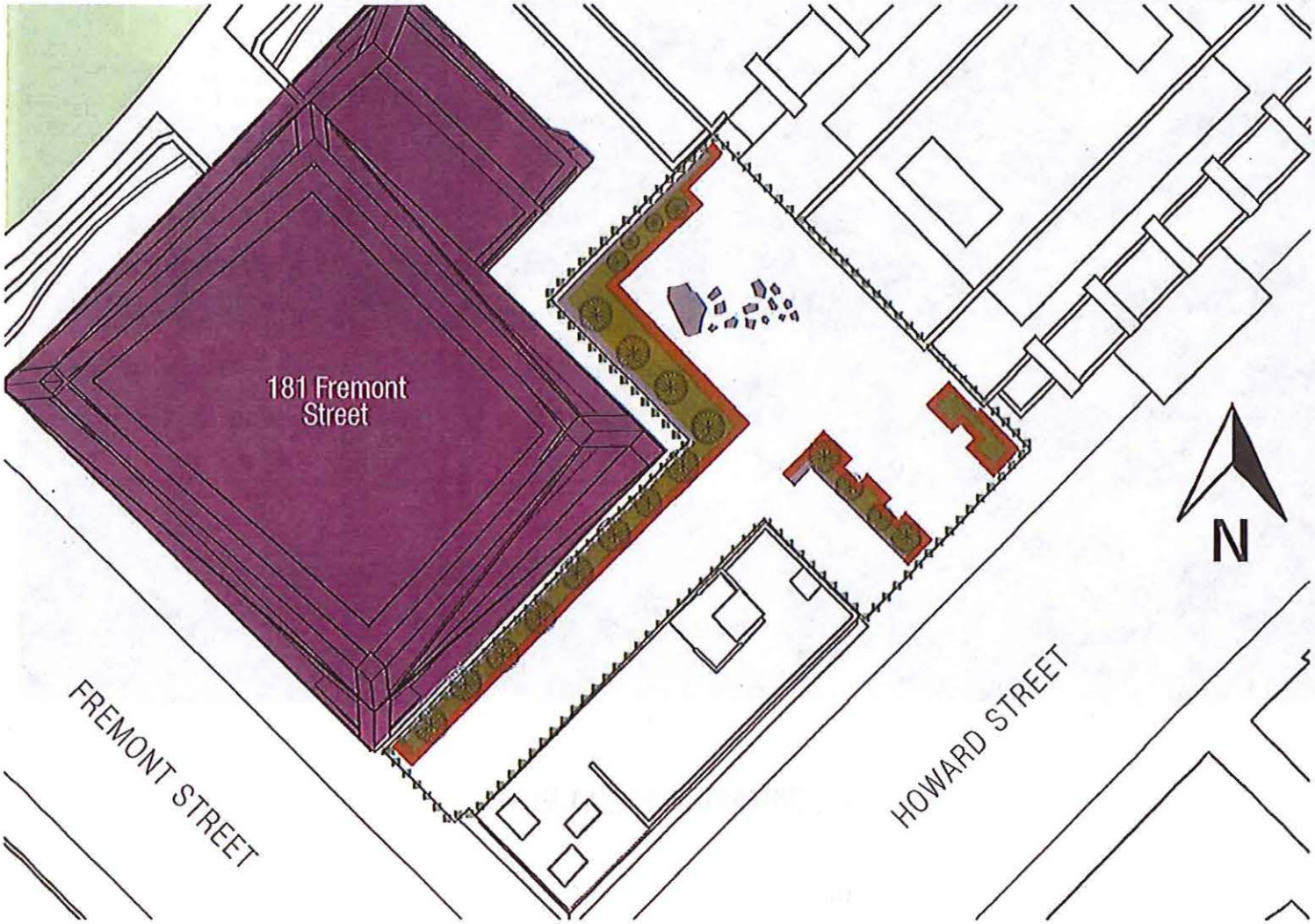

Open Space Perimeter

Cumulative Project 181 Fremont Street

Plant Bed

Rock Sculpture

Bench or Other Seating

Tree

FIGURE 15: Howard/Fremont Plaza Diagram

Annual Available Sunlight (TAAS) of 32,397,578 sfh, the plaza is currently shaded 70.57% of the year.

The project would contribute 72,724 sfh (0.22%) new shading four months out of the year, between April 13 and August 29. The 300' project alternative would contribute 34,495 sfh (0.10%) new shading to Howard Fremont plaza two months out of the year, between April 13 to May 30 and again between July 13 to August 29. The days of maximum shading within the analysis period would occur on May 10 and August 2, where new shadows from the project would create an increase of 1.07% above current

THEORETICAL ANNUAL AVAILABLE SUNLIGHT (TAAS)	
Area of Howard/Fremont Plaza	0.20 acres
Hours of annual available sunlight	3721.4 hrs
TAAS for Howard/Fremont Plaza	32,397,578 sfh

EXISTING (CURRENT) SHADING CONDITIONS	
Existing annual total shading on park (sfh)	22,863,497 sfh
Existing shading as percentage of TAAS	70.57%

SHADING DETAILS	BLOCK 1 @ 400'	VARIANCE 400'/300'	BLOCK 1 @ 300'
New annual shading from Project only (sfh)	72,724 sfh	39,229 sfh	33,495 sfh
Shading from Project only as percentage of TAAS	0.22%	0.12%	0.10%
Total annual shading Existing + Project (sfh)	22,936,221 sfh	39,229 sfh	22,896,992 sfh
Shading from Existing + Project as percentage of TAAS	70.80%	0.12%	70.68%
Number of days when new Project shading occurs	139 days annually	43 days annually	96 days annually
Dates when new Project shading occurs	April 13 - August 29	May 30 - Jul 13	4/13 - 5/30 & 7/13 - 8/29
Range in size of new shadow (sf)	Zero to 1,397 sf	None	Zero to 1,397 sf
Annual range of duration of new shadows	Zero to Approx. 74 min	Approx 0 - 45 min	Zero to Approx. 54 min
Average daily duration of new shadow (when present)	Approx. 49 min	Approx. 13 min	Approx. 36 min
DAY(S) OF MAXIMUM SHADING	BLOCK 1 @ 400'	VARIANCE 400'/300'	BLOCK 1 @ 300'
Date(s) where maximum new shading occurs	May 10 & Aug 2	As stated	May 3 & Aug 9
Percentage new shadow on date(s) of maximum shading	1.07%	0.30%	0.77%
Largest new shadow on date(s) of maximum shading (sf)	1397.46 sf	1.53 sf	1395.92 sf
Duration of shading on date(s) of maximum shading	Approx. 74 min	Approx 18 min	Approx. 54 min
Total New Shading on date(s) of maximum shading (sfh)	1,123.69 sfh	326.49 sfh	797.20 sfh

CUMULATIVE SHADING DETAILS	BLOCK 1 @ 400' + CUMULATIVE	VARIANCE 400'/300'	BLOCK 1 @ 300' + CUMULATIVE
New annual shading from Cumulative only (sfh)	3,763,011 sfh	37,799 sfh	3,725,212 sfh
Shading from Cumulative only as percentage of TAAS	11.62%	0.12%	11.50%
Total annual shading Existing + Cumulative (sfh)	26,626,508 sfh	37,799 sfh	26,588,709 sfh
Shading from Existing + Cumulative as percentage of TAAS	82.19%	0.12%	82.07%
Number of days when new Cumulative shading occurs	365 days annually	None	365 days annually
Dates when new Cumulative shading occurs	Year Round	None	Year Round
Range in size of new shadow (sf)	Zero to 6,320 sf	None	Zero to 6,320 sf
Annual range of duration of new shadows	219 min - 439 min	Zero - 6 min	219 min - 433 min
Average daily duration of new shadow (when present)	Approx. 336 min	Approx. 6 min	Approx. 330 min
CUMULATIVE DAY(S) OF MAXIMUM SHADING	BLOCK 1 @ 400' + CUMULATIVE	VARIANCE 400'/300'	BLOCK 1 @ 300' + CUMULATIVE
Date(s) where maximum new shading occurs	June 21	None	June 21
Percentage new shadow on date(s) of maximum shading	19.62%	0.03%	19.58%
Largest new shadow on date(s) of maximum shading (sf)	6319.90 sf	None	6319.90 sf
Duration of shading on date(s) of maximum shading	Approx. 408 min	None	Approx. 408 min
Total New Shading on date(s) of maximum shading (sfh)	21,829.24 sfh	38.59 sfh	21,790.66 sfh

FIGURE 16: Howard/Fremont Plaza Analysis Summary Table

shading levels on that day, while the 300' project alternative would account for an increase of 0.81% on May 3 and August 9. New shading from both the project and project alternative, when present, would occur in the morning hours. While shading from the project covers a larger area, its duration on the day of maximum shading is similar to that of the 300' project alternative since the shadow passes across the plaza from west to east.

In the cumulative condition (project + other foreseeable developments) 3,763,011 sfh (11.62%) of new shading would be contributed year-round. The 300' project alternative would contribute 3,725,212 sfh (11.50%) new shading to Howard Fremont plaza over the same period. The day of maximum shading within the Section 295 analysis period would occur on June 21, where total new shadows from the project would create an increase of 19.62% above current shading levels on that day, or an increase of 19.58% for the project alternative. New shading from both the project and project alternative, when present, would occur in the morning hours. While shading from the project covers a larger area, its duration on the day of maximum shading is similar to that of the 300' project alternative since the shadow passes across the open space from west to east.

Figure 16 summarizes the existing condition data and quantitative shadow impacts of the proposed project and project alternative on Howard Fremont open space and the projected shading in both scenarios in the cumulative condition. Shading diagrams showing new shadow graphics are shown on Exhibits A and B, and quantitative shading calculations are included as Exhibit L.

Qualitative Analysis Findings

As shown by Figure 17, within the 30 minute observation periods, the number of users in Howard Fremont open space ranged from 0 to 20. The nature of use varied at different times of day and days of the week: visitors used the open space most often at midday during the week and the open space served as an informal meeting space. No users were present at this open space during any weekend observation times. Overall intensity of observed use of this open space could be characterized as moderate on weekdays and very low on weekends.

OBSERVATION TIME	DATE OF VISIT	PARK USERS	NEW SHADING FROM PROJECT
Weekday Morning	10/29/14	13	Yes
Weekday Midday	10/28/14	20	No
Weekday Afternoon/Evening	10/29/14	9	No
Weekend Morning	11/23/14	0	Yes
Weekend Midday	11/22/14	0	No
Weekend Afternoon/Evening	11/22/14	0	No

FIGURE 17: Howard Fremont plaza observation data

The shadows from both the project and project alternative generally fall on the eastern part of the plaza within the analysis period. Based on open space use observations, usage is consistently low during the week, and virtually nothing on the weekends. The principal observed uses in the open space consist of standing and sitting and both the project and project alternative would contribute some new shading during the early morning between 7 and 8 am and would potentially affect approximately ten percent of available seating areas. ■

X. MAIN STREET OPEN SPACE

Description

The Main Street open space is a publicly-accessible 0.11 acre urban open space located in the Financial District of San Francisco on Assessor's Block 3740 / Lots 033-034. It is located mid-block between the Main Tower and 211 Main Street and accessible by entry points along Main and Spear Street with no posted hours of access. See Figure 18 for a diagram of the open space.

Quantitative Analysis Findings

The Main Street open space has a total area of 4,661.25 square feet (0.11 acres) which currently has approximately 10,634,802 sfh of shade annually. Based on a Theoretical Annual Available Sunlight (TAAS) of 17,312,362 sfh, the open space is currently shaded 61.43% of the year.

The project would contribute 50,473 sfh (0.29%) new shading 9 months out of the year, between March 23 and September 19 then again between November 16 and January

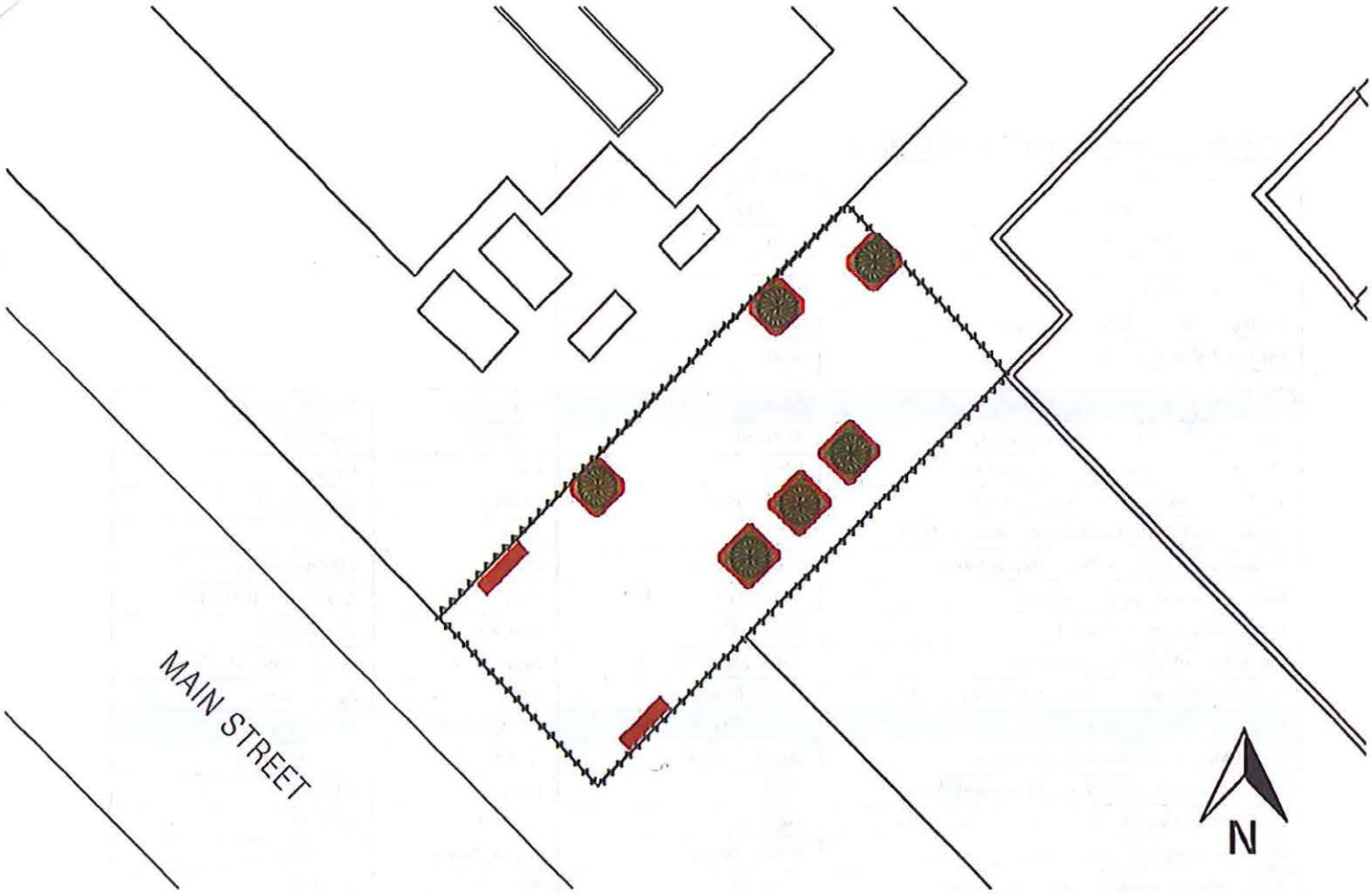

FIGURE 18: Main Street Plaza Diagram

◆◆◆◆ Open Space Perimeter

Bench

Tree planter with seating

25. The 300' project alternative would contribute 17,669 sfh (0.13%) new shading to Main Street open space eight months out of the year over the same period. The days of maximum shading within the analysis period would occur on May 10 and August 2, where new shadows from the project would create an increase of 0.75% above current shading levels on these days, while the 300' project alternative would account for an increase of 0.33% on April 26 and August 16. New shading from both the project and project alternative, when present, would occur in the morning hours. On their respective days of maximum shading, the duration of shading from the 300' project alternative is approximately half (44 minutes) as compared with the proposed project (88 minutes).

In the cumulative condition (project + other foreseeable developments) 1,029,062 sfh (5.94%) of new shading would be contributed year-round. The 300' project alternative would contribute 996,258 sfh (5.75%) new shading to Main Street open space over the same period. The day of maximum shading within the Section 295 analysis period would occur on June 21, where new shadows including the 400' project would create

THEORETICAL ANNUAL AVAILABLE SUNLIGHT (TAAS)	
Area of Main Street Plaza	0.11 acres
Hours of annual available sunlight	3721.4 hrs
TAAS for Main Street Plaza	17,312,362 sfh

EXISTING (CURRENT) SHADING CONDITIONS	
Existing annual total shading on park (sfh)	10,634,802 sfh
Existing shading as percentage of TAAS	61.43%

SHADING DETAILS	BLOCK 1 @ 400'	VARIANCE 400'/300'	BLOCK 1 @ 300'
New annual shading from Project only (sfh)	50,473 sfh	32,804 sfh	17,669 sfh
Shading from Project only as percentage of TAAS	0.29%	0.19%	0.10%
Total annual shading Existing + Project (sfh)	10,685,275 sfh	32,804 sfh	10,652,471 sfh
Shading from Existing + Project as percentage of TAAS	61.72%	0.19%	61.53%
Number of days when new Project shading occurs	238 days annually	None	238 days annually
Dates when new Project shading occurs	3/23 - 9/19 & 11/16 - 1/25	None	3/23 - 9/19 & 11/16 - 1/25
Range in size of new shadow (sf)	Zero to 733 sf	Zero to 252 sf	Zero to 481 sf
Annual range of duration of new shadows	Zero to Approx. 88 min	Approx 0 - 45 min	Zero to Approx. 58 min
Average daily duration of new shadow (when present)	Approx. 63 min	Approx. 20 min	Approx. 42 min
DAY(S) OF MAXIMUM SHADING	BLOCK 1 @ 400'	VARIANCE 400'/300'	BLOCK 1 @ 300'
Date(s) where maximum new shading occurs	May 10 & Aug 2	As stated	Apr 26 & Aug 16
Percentage new shadow on date(s) of maximum shading	0.75%	0.41%	0.33%
Largest new shadow on date(s) of maximum shading (sf)	634.25 sf	153.23 sf	481.02 sf
Duration of shading on date(s) of maximum shading	Approx. 88 min	Approx. 44 min	Approx. 44 min
Total New Shading on date(s) of maximum shading (sfh)	417.64 sfh	289.03 sfh	128.61 sfh

CUMULATIVE SHADING DETAILS	BLOCK 1 @ 400' + CUMULATIVE	VARIANCE 400'/300'	BLOCK 1 @ 300' + CUMULATIVE
New annual shading from Cumulative only (sfh)	1,029,062 sfh	32,804 sfh	996,258 sfh
Shading from Cumulative only as percentage of TAAS	5.94%	0.19%	5.75%
Total annual shading Existing + Cumulative (sfh)	11,663,864 sfh	32,804 sfh	11,631,060 sfh
Shading from Existing + Cumulative as percentage of TAAS	67.37%	0.19%	67.18%
Number of days when new Cumulative shading occurs	365 days annually	None	365 days annually
Dates when new Cumulative shading occurs	Year Round	None	Year Round
Range in size of new shadow (sf)	Zero to 4,076 sf	None	Zero to 4,076 sf
Annual range of duration of new shadows	29 min - 321 min	Zero - 29 min	29 min - 292 min
Average daily duration of new shadow (when present)	Approx. 180 min	Approx. 11 min	Approx. 170 min
CUMULATIVE DAY(S) OF MAXIMUM SHADING	BLOCK 1 @ 400' + CUMULATIVE	VARIANCE 400'/300'	BLOCK 1 @ 300' + CUMULATIVE
Date(s) where maximum new shading occurs	June 21	None	June 21
Percentage new shadow on date(s) of maximum shading	8.07%	0.40%	7.67%
Largest new shadow on date(s) of maximum shading (sf)	2520.58 sf	None	2520.58 sf
Duration of shading on date(s) of maximum shading	Approx. 321 min	Approx. 44 min	Approx. 277 min
Total New Shading on date(s) of maximum shading (sfh)	3,182.73 sfh	4.25 sfh	3,178.48 sfh

FIGURE 19: Main Street Open Space Analysis Summary Table



View Northeast into Main Street plaza

an increase of 8.07% above current shading levels on that day, while the 300' project alternative would account for an increase of 7.67%. New shading from both the project and project alternative, when present, would occur in the morning hours. While shading from the project covers a larger area, its duration on the day of maximum shading is similar to that of the 300' project alternative since the shadow passes across the open space from west to east.

Figure 19 summarizes the existing condition data and quantitative shadow impacts of the proposed project and project alternative on Main Street plaza and the projected shading in both scenarios in the cumulative condition. Shading diagrams showing new shadow graphics are shown on Exhibits A and F, and quantitative shading calculations are included as Exhibit M.

Qualitative Analysis Findings

As shown by Figure 20, within the 30 minute observation periods, the number of users in Main Street plaza ranged from 0 to 44 . The intensity of use varied at different times of day and days of the week: visitors used the open space most often at mid-day during the week as a place to rest or eat lunch, and little use was observed on the weekends. Overall intensity of observed use of this open space could be characterized as moderate during the week and low during weekends.

OBSERVATION TIME	DATE OF VISIT	PARK USERS	NEW SHADING FROM PROJECT
Weekday Morning	10/29/14	22	Yes
Weekday Midday	10/28/14	44	No
Weekday Afternoon/Evening	10/29/14	27	No
Weekend Morning	11/23/14	0	Yes
Weekend Midday	11/22/14	5	No
Weekend Afternoon/Evening	11/22/14	0	No

FIGURE 20: Main Street observation data

The shadows from both the project and 300' project alternative fall on the southeast corner of the open space during Section 295 analysis times, with the project additionally shading the area along the Main Street sidewalk. Both the project and project alternatives would contribute some new shading between 9:30-11am from March 23 to September 19 then again between November 16 and January 25 and at times would shadow one fixed bench.

Rendering of Transbay Transit Center Park

XI. TRANSBAY TRANSIT CENTER PARK



Rendering of Transbay Transit Center Park

Description

Transbay Transit Center Park (also known as "City Park") is a planned approximately 1,400 foot long, 3.9 acre publicly-accessible park to be located on the roof of the Transbay Transit center, which is currently under construction.

The park design includes active space for organized events like concerts and fairs along with quiet areas where visitors can relax in informal natural settings. The plaza located in the center of the park will receive visitors from the building's main escalator and elevator which connect to the ground level. Seating and opportunities for retail and food services are expected to be offered on the main plaza.

The park's eastern end will be mounded and include trees, water features, lawns and seating areas designed for more passive uses, the central portion will contain a plaza and areas for circulation as well as landscaped areas, and the park's western end will include an amphitheater and stage for performances along with botanic displays, gardens, water features, open lawn areas and other elements designed for users of all ages.

See Figure 21 for park space diagrams.

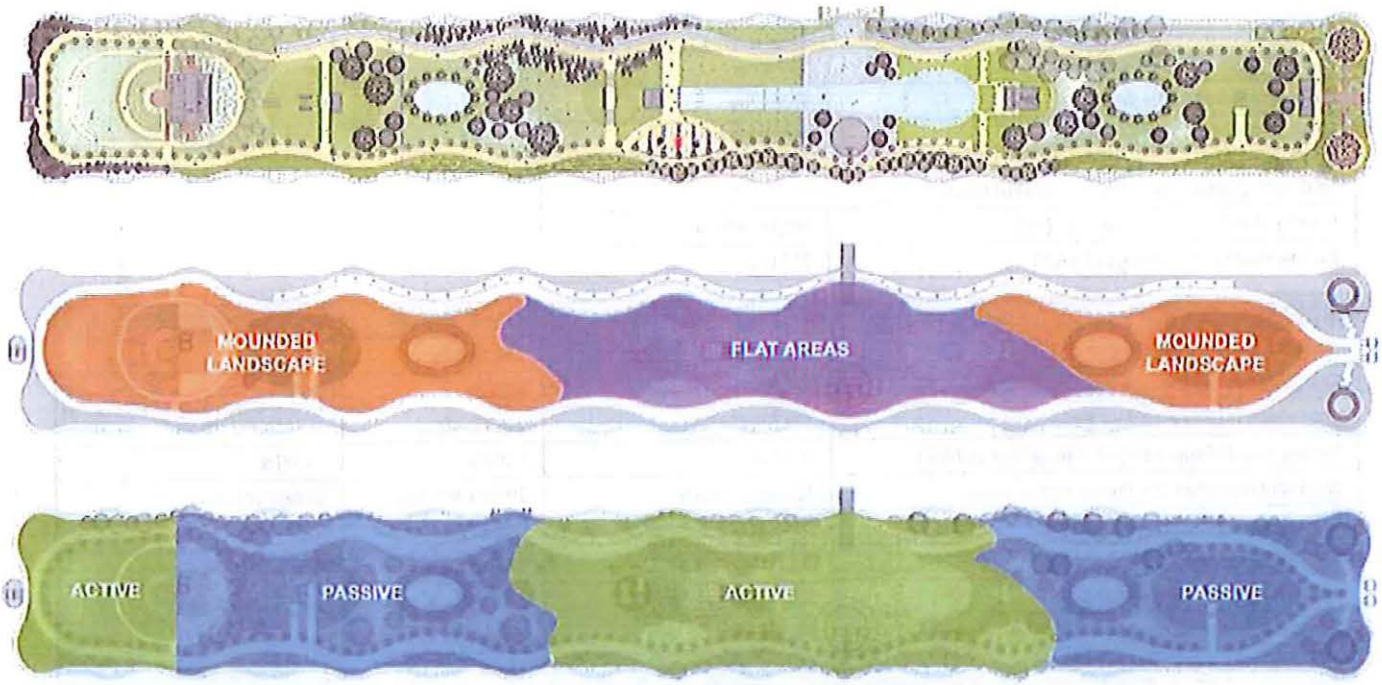

FIGURE 21: Transbay Transit Center Park Plan / Programming Diagrams

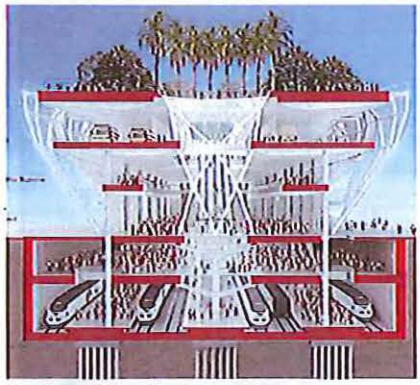

Section of Transbay Transit Center

Quantitative Analysis Findings

The park has a total area of 173,108 square feet (3.9 acres) which, when complete, will have approximately 169,537,070 sfh of shade annually. Based on a Theoretical Annual Available Sunlight (TAAS) of 644,202,868 sfh, the open space will be shaded 26.317% of the year.

The project would contribute 165,819 sfh (0.026%) new shading over approximately 6 months of the year. The 300' project alternative would contribute 21,082 sfh (0.003%) new shading to Transbay Transit Center Park for 2 months a year. The day of maximum shading for the both the 400' project and 300' project alternative within the analysis period would occur on April 5 and again on September 6, where new shadows from the project would create an increase of 0.269% above current shading levels on that day, while the 300' project alternative would account for an increase of 0.055%. New shading from both the project and project alternative, when present, would occur during from early-morning and be present for up to approximately 36 minutes. New shading from the 300' project alternative would depart approximately 30 minutes earlier than that of the proposed project.

THEORETICAL ANNUAL AVAILABLE SUNLIGHT (TAAS)	
Area of Transbay Transit Center Park	3.97 acres
Hours of annual available sunlight	3721.4 hrs
TAAS for Transbay Transit Center Park	644,202,868 sfh

EXISTING (CURRENT) SHADING CONDITIONS	
Existing annual total shading on park (sfh)	169,537,070 sfh
Existing shading as percentage of TAAS	26.317%

SHADING DETAILS	BLOCK 1 @ 400'	VARIANCE 400'/300'	BLOCK 1 @ 300'
New annual shading from Project only (sfh)	165,819 sfh	144,736 sfh	21,082 sfh
Shading from Project only as percentage of TAAS	0.026%	0.022%	0.003%
Total annual shading Existing + Project (sfh)	169,702,888 sfh	144,736 sfh	169,558,152 sfh
Shading from Existing + Project as percentage of TAAS	26.343%	0.022%	26.321%
Number of days when new Project shading occurs	138 days annually	70 days annually	68 days annually
Dates when new Project shading occurs	3/16 - 5/23 & 7/20 - 9/26	4/18-5/23 & 7/20-8/24	3/16 - 4/18 & 8/24 - 9/26
Range in size of new shadow (sf)	Zero to 9,545 sf	Zero to 1,298 sf	Zero to 8,247 sf
Annual range of duration of new shadows	Zero to Approx. 36 min	Approx 0 - 31 min	Zero to Approx. 5 min
Average daily duration of new shadow (when present)	Approx. 22 min	Approx. 19 min	Approx. 3 min
DAY(S) OF MAXIMUM SHADING	BLOCK 1 @ 400'	VARIANCE 400'/300'	BLOCK 1 @ 300'
Date(s) where maximum new shading occurs	Apr 5 & Sep 6	None	Apr 5 & Sep 6
Percentage new shadow on date(s) of maximum shading	0.269%	0.213%	0.055%
Largest new shadow on date(s) of maximum shading (sf)	9544.85 sf	6666.33 sf	2878.53 sf
Duration of shading on date(s) of maximum shading	Approx. 36 min	Approx 18 min	Approx 5 min.
Total New Shading on date(s) of maximum shading (sfh)	5,013.22 sfh	3,984.80 sfh	1,028.42 sfh

CUMULATIVE SHADING DETAILS	BLOCK 1 @ 400' + CUMULATIVE	VARIANCE 400'/300'	BLOCK 1 @ 300' + CUMULATIVE
New annual shading from Cumulative only (sfh)	130,167,990 sfh	179 sfh	130,167,810 sfh
Shading from Cumulative only as percentage of TAAS	20.20606%	0.00003%	20.20603%
Total annual shading Existing + Cumulative (sfh)	299,705,060 sfh	179 sfh	299,704,880 sfh
Shading from Existing + Cumulative as percentage of TAAS	46.52340%	0.00003%	46.52337%
Number of days when new Cumulative shading occurs	365 days annually	None	365 days annually
Dates when new Cumulative shading occurs	Year Round	None	Year Round
Range in size of new shadow (sf)	Zero to 75,615 sf	None	Zero to 75,615 sf
Annual range of duration of new shadows	382 min - 734 min	None	382 min - 734 min
Average daily duration of new shadow (when present)	Approx. 558 min	None	Approx. 558 min
CUMULATIVE DAY(S) OF MAXIMUM SHADING	BLOCK 1 @ 400' + CUMULATIVE	VARIANCE 400'/300'	BLOCK 1 @ 300' + CUMULATIVE
Date(s) where maximum new shading occurs	June 21	None	June 21
Percentage new shadow on date(s) of maximum shading	20.151%	None	20.151%
Largest new shadow on date(s) of maximum shading (sf)	65975.47 sf	None	65975.47 sf
Duration of shading on date(s) of maximum shading	Approx. 731 min	None	Approx. 731 min
Total New Shading on date(s) of maximum shading (sfh)	373,521.90 sfh	None	373,521.90 sfh

FIGURE 22: Transbay Transit Center Park Open Space Analysis Summary

In the cumulative condition (project + other foreseeable developments) 130,167,990 sfh (20.20606%) of new shading would be contributed all 12 months of the year. The 300' project alternative would contribute 130,167,810 sfh (20.20603%) new shading to Transbay Transit Center Park, also year-round. The day of maximum shading within the Section 295 analysis period would occur on June 21, where new cumulative shadows including the 400' project would create an increase of 20.151% above current shading levels on that day, shadows including the 300' project alternative would account for the same increase. New shading from both the project and project alternative, when present, would occur throughout the day.

It should be noted that in the event that all the reasonably foreseeable cumulative projects in the named in this report are realized, they would serve to capture virtually all of the shadow contributed by the project or project alternative.

Figure 22 summarizes the existing condition data and quantitative shadow impacts of the proposed project and project alternative on Transbay Transit Center Park and the projected shading in both scenarios in the cumulative condition. Shading diagrams showing new shadow graphics are shown on Exhibits A and G, and quantitative shading calculations are included as Exhibit N.

Qualitative Analysis Findings

As Transbay Transit Center Park is yet to be built, no park use observations were conducted to establish specific use impacts, however based on the shading from the proposed project, the following elements of the park as designed would be impacted:

The eastern end of the park and a portion of the central part of the park would be affected in the early morning during the spring and fall, with the project shading less than 5% of the park area at the time of maximum impact. Shadow on these areas would retreat over the next half hour toward the east. A detailed plan showing the final location of benches and pathways was not available in order to review more precise impacts, however it appears likely based on the usage diagrams that some fixed seating or other passive recreation areas would receive shadow from the proposed project. ■

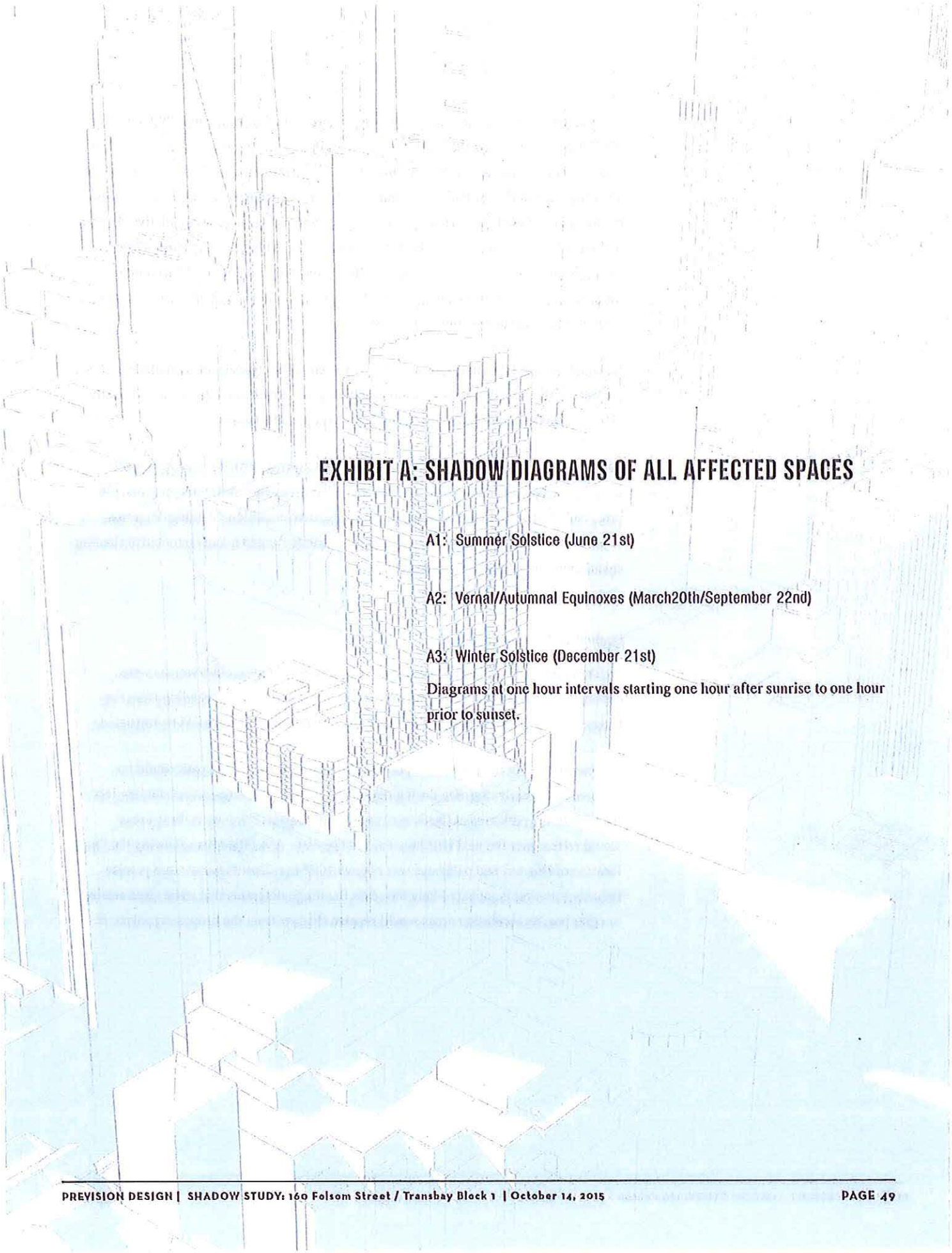

EXHIBIT A: SHADOW DIAGRAMS OF ALL AFFECTED SPACES

A1: Summer Solstice (June 21st)

A2: Vernal/Autumnal Equinoxes (March20th/September 22nd)

A3: Winter Solstice (December 21st)

Diagrams at one hour intervals starting one hour after sunrise to one hour prior to sunset.

A1.1 160 FOLSOM STREET / TRANSBAY BLOCK 1

Shadow Profiles on the Summer Solstice

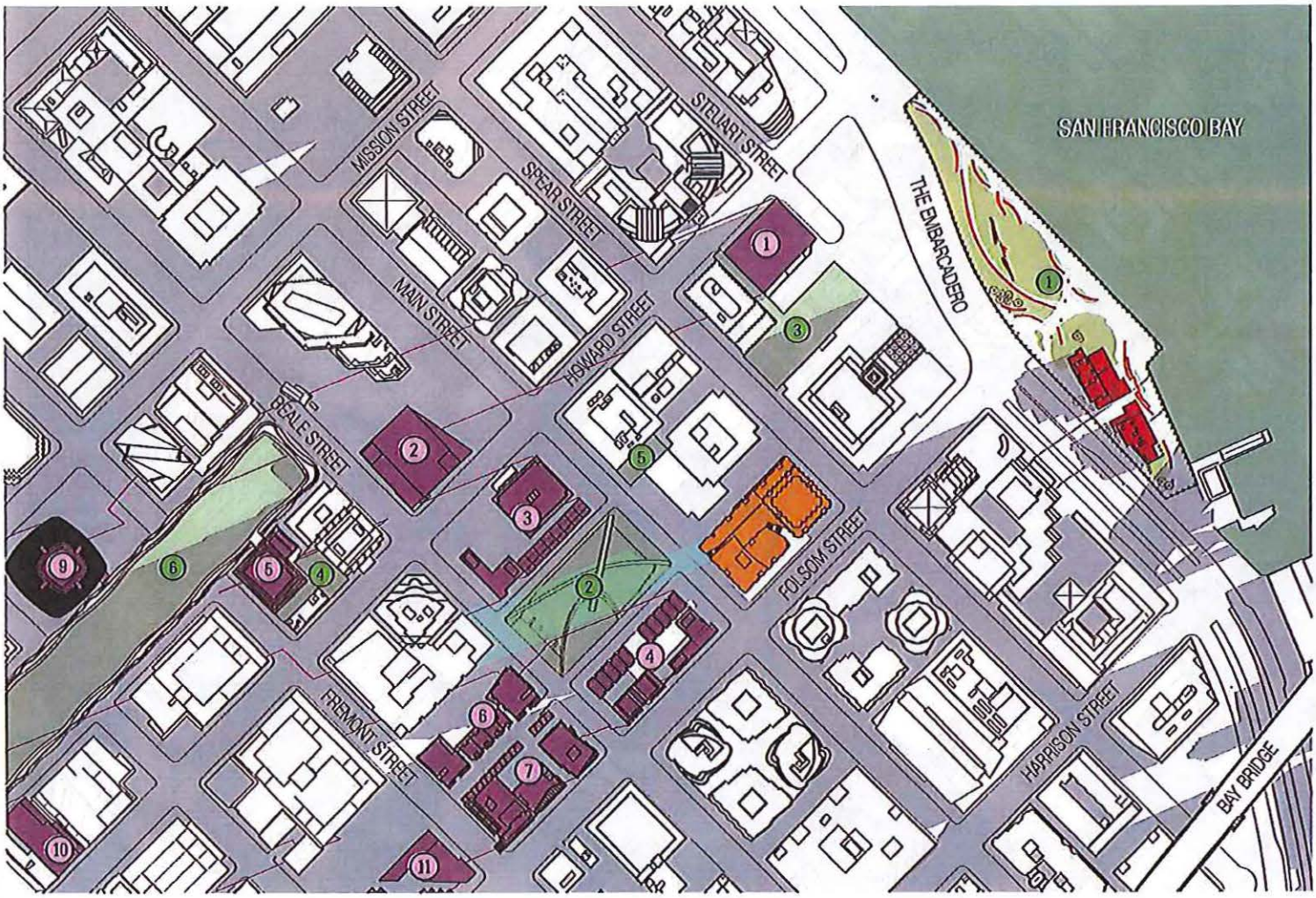

N

SUMMER SOLSTICE
JUNE 21

6:48 AM

- Current shading conditions
- 400' Project Shadow (both colors)
- 300' Project Alternative Shadow only
- Shadow profiles of Cumulative Projects
- Grass or Unpaved Areas
- Privately-owned business
- Bench or Other Seating
- Tree

Cumulative Projects

1. 75 Howard Street
2. Transbay Block 5
3. Transbay Block 4
4. Transbay Block 2
5. 181 Fremont Street
6. 280 Beale Street
7. Transbay Block 6
8. Salesforce Tower
10. 524 Howard Street
11. Transbay Block 8

Open Spaces

1. Rincon Park
2. Transbay Park
3. Spear Street Terrace
4. Howard/Fremont Plaza
5. Main Street Plaza
6. Transbay Transit Center Park

A1.2 160 FOLSOM STREET / TRANSBAY BLOCK 1

Shadow Profiles on the Summer Solstice

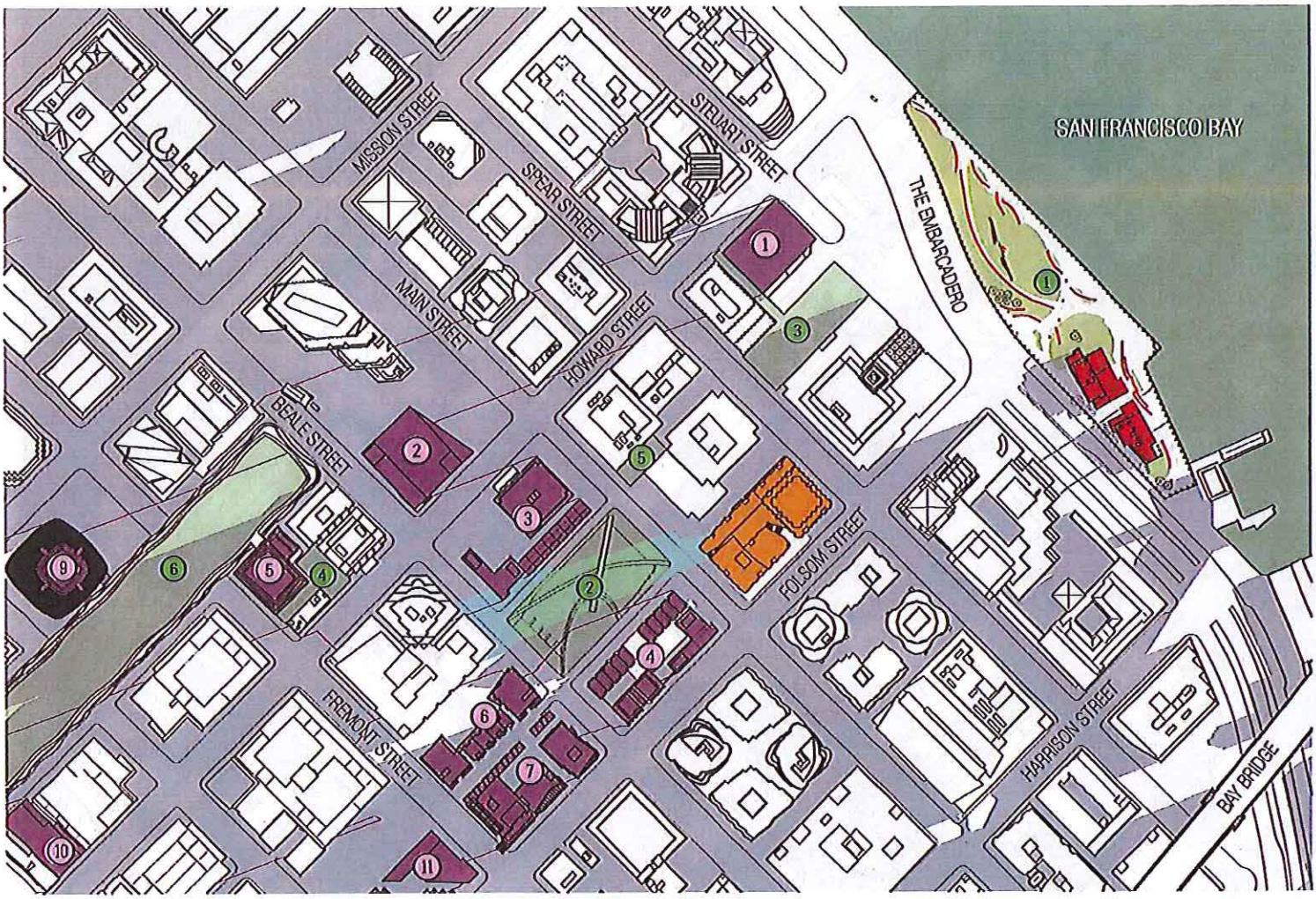

N

SUMMER SOLSTICE
JUNE 21

7:00 AM

- Current shading conditions
- 400' Project Shadow (both colors)
- 300' Project Alternative Shadow only
- Shadow profiles of Cumulative Projects
- Grass or Unpaved Areas
- Privately-owned business
- Bench or Other Seating
- Tree

Cumulative Projects

1. 75 Howard Street
2. Transbay Block 5
3. Transbay Block 4
4. Transbay Block 2
5. 181 Fremont Street
6. 280 Beale Street
7. Transbay Block 6
9. Salesforce Tower
10. 524 Howard Street
11. Transbay Block 8

Open Spaces

1. Rincon Park
2. Transbay Park
3. Spear Street Terrace
4. Howard/Fremont Plaza
5. Main Street Plaza
6. Transbay Transit Center Park

A1.3 160 FOLSOM STREET / TRANSBAY BLOCK 1

Shadow Profiles on the Summer Solstice

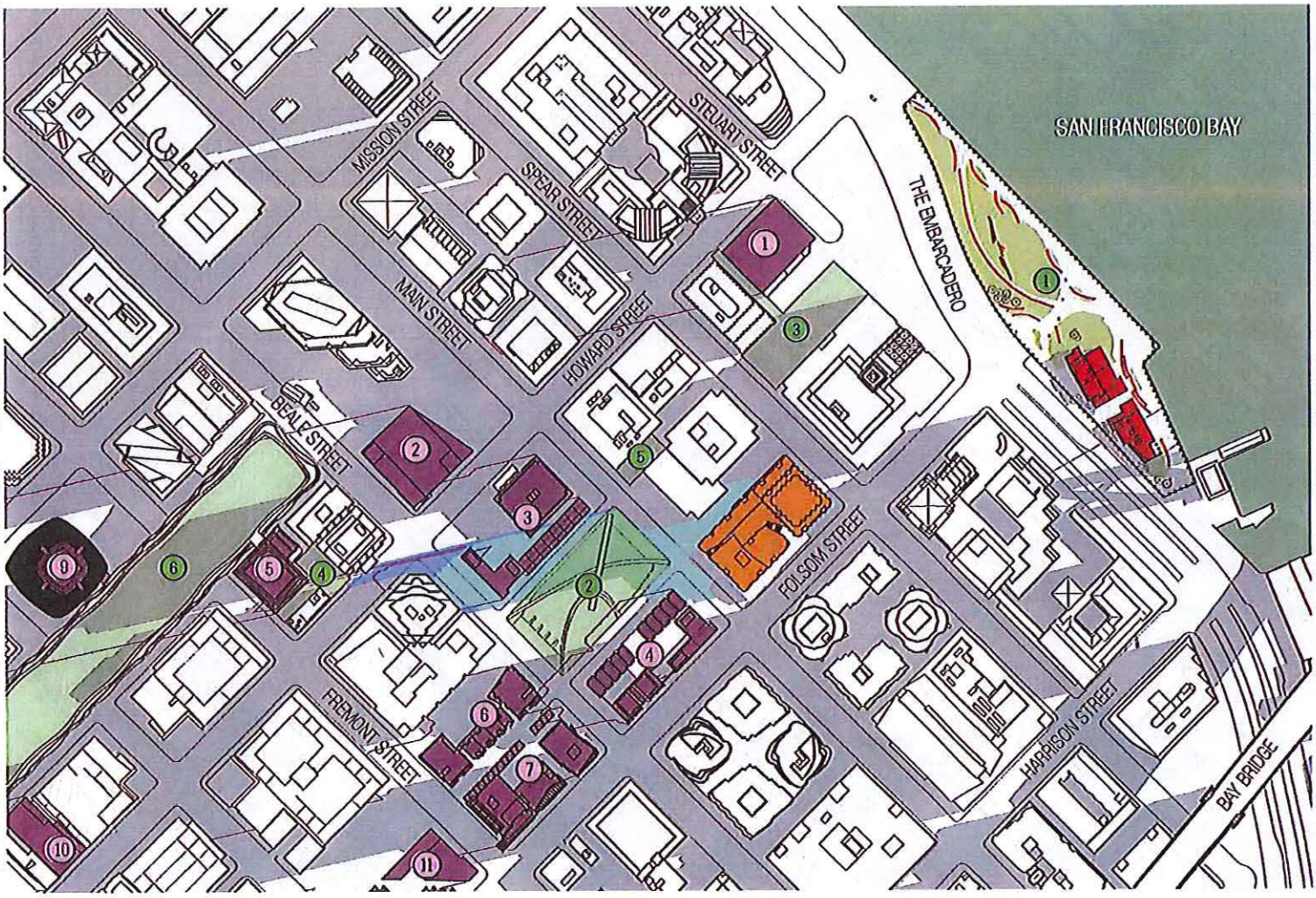

N

SUMMER SOLSTICE
JUNE 21

8:00 AM

- Current shading conditions
- 400' Project Shadow (both colors)
- 300' Project Alternative Shadow only
- Shadow profiles of Cumulative Projects
- Grass or Unpaved Areas
- Privately-owned business
- Bench or Other Seating
- Tree

Cumulative Projects

1. 75 Howard Street
2. Transbay Block 5
3. Transbay Block 4
4. Transbay Block 2
5. 181 Fremont Street
6. 280 Beale Street
7. Transbay Block 6
9. Salesforce Tower
10. 524 Howard Street
11. Transbay Block 8

Open Spaces

1. Rincon Park
2. Transbay Park
3. Spear Street Terrace
4. Howard/Fremont Plaza
5. Main Street Plaza
6. Transbay Transit Center Park

A1.4 160 FOLSOM STREET / TRANSBAY BLOCK 1

Shadow Profiles on the Summer Solstice

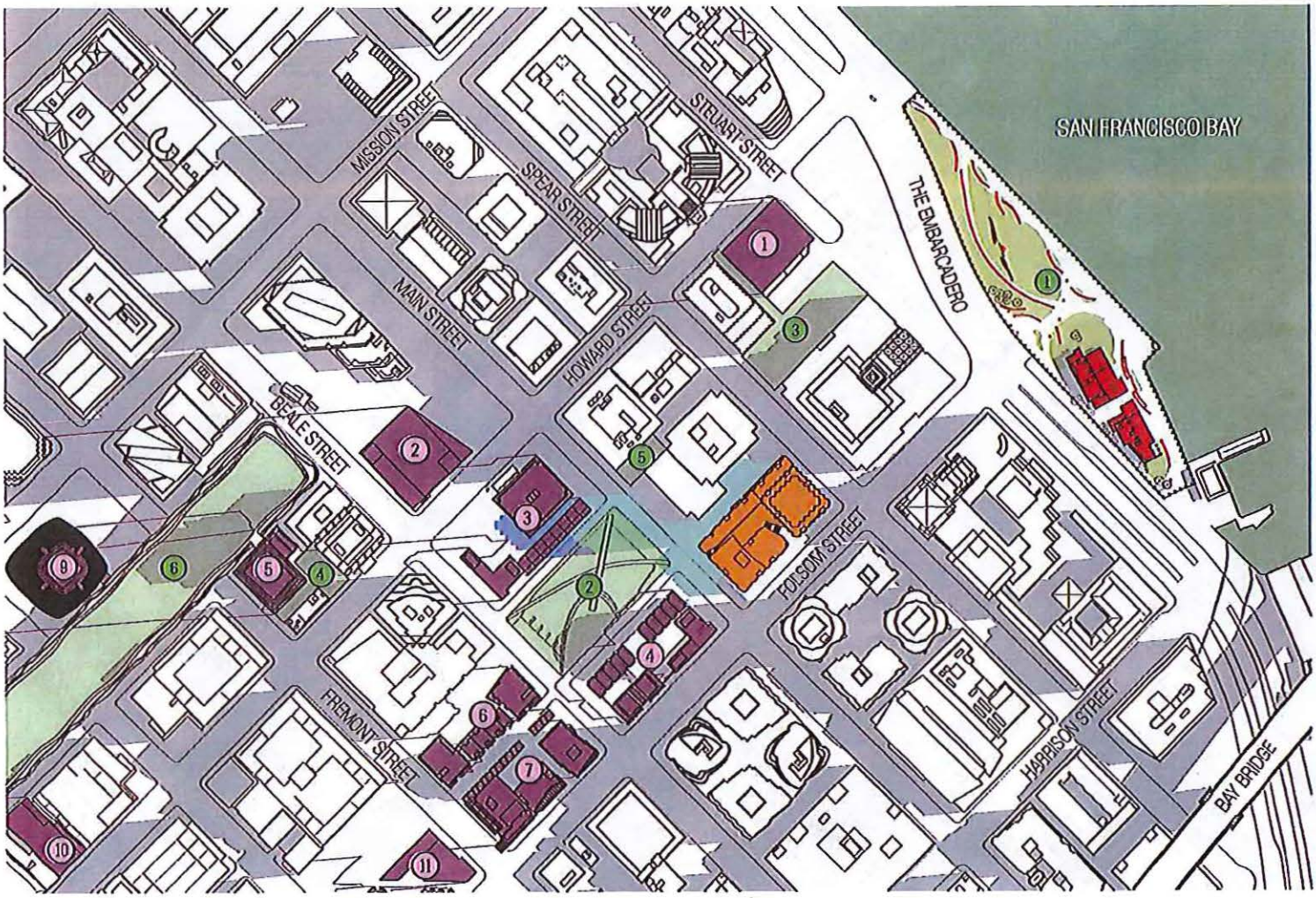

N

SUMMER SOLSTICE
JUNE 21

9:00 AM

- Current shading conditions
- 400' Project Shadow (both colors)
- 300' Project Alternative Shadow only
- Shadow profiles of Cumulative Projects
- Grass or Unpaved Areas
- Privately-owned business
- Bench or Other Seating
- Tree

Cumulative Projects

1. 75 Howard Street
2. Transbay Block 5
3. Transbay Block 4
4. Transbay Block 2
5. 181 Fremont Street
6. 280 Beale Street
7. Transbay Block 6
9. Salesforce Tower
10. 524 Howard Street
11. Transbay Block 8

Open Spaces

1. Rincon Park
2. Transbay Park
3. Spear Street Terrace
4. Howard/Fremont Plaza
5. Main Street Plaza
6. Transbay Transit Center Park

A1.5 160 FOLSOM STREET / TRANSBAY BLOCK 1

Shadow Profiles on the Summer Solstice

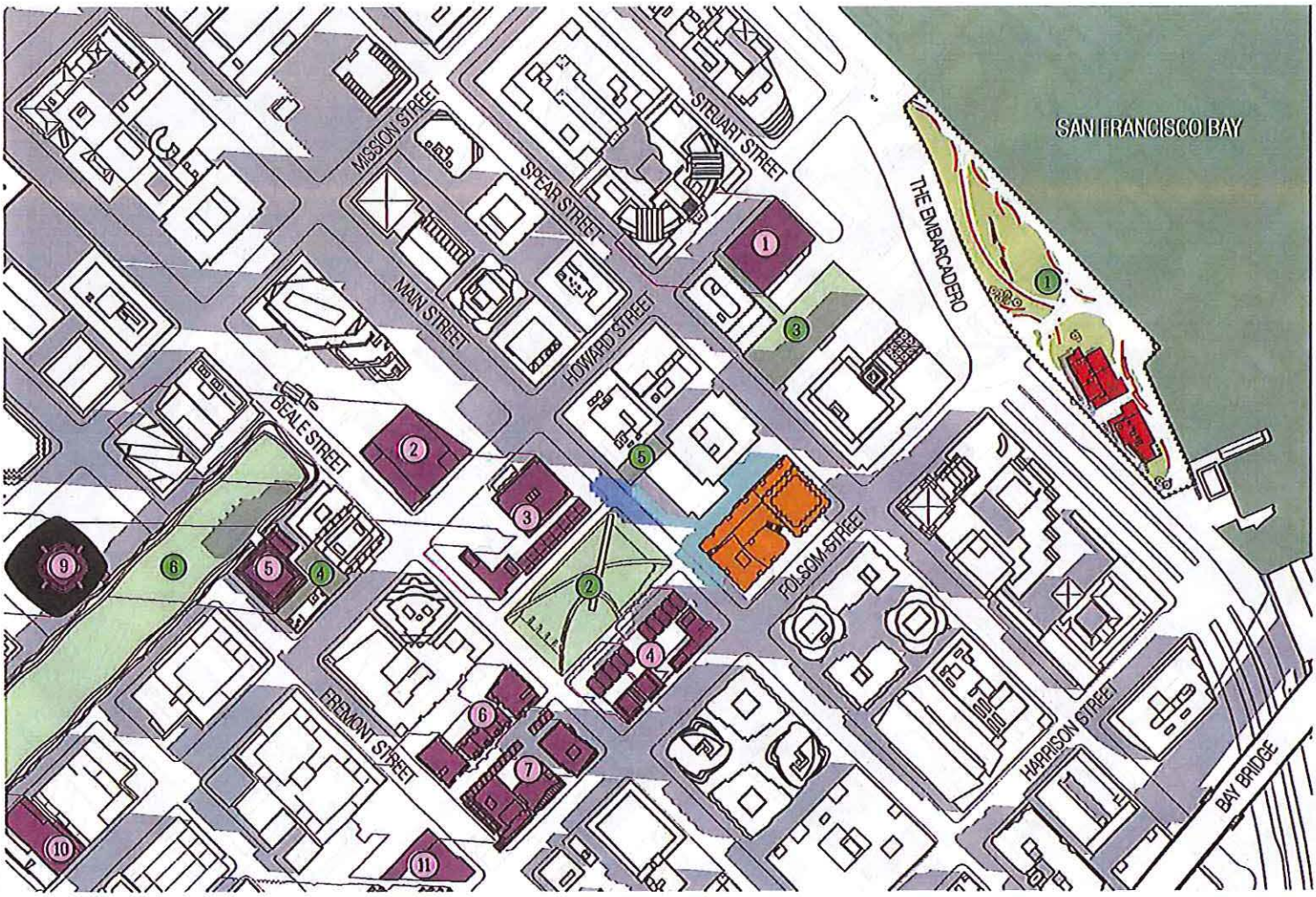

N

SUMMER SOLSTICE
JUNE 21

10:00 AM

- Current shading conditions
- 400' Project Shadow (both colors)
- 300' Project Alternative Shadow only
- Shadow profiles of Cumulative Projects
- Grass or Unpaved Areas
- Privately-owned business
- Bench or Other Seating
- Tree

Cumulative Projects

1. 75 Howard Street
2. Transbay Block 5
3. Transbay Block 4
4. Transbay Block 2
5. 181 Fremont Street
6. 280 Beale Street
7. Transbay Block 6
9. Salesforce Tower
10. 524 Howard Street
11. Transbay Block 8

Open Spaces

1. Rincon Park
2. Transbay Park
3. Spear Street Terrace
4. Howard/Fremont Plaza
5. Main Street Plaza
6. Transbay Transit Center Park

A1.6 160 FOLSOM STREET / TRANSBAY BLOCK 1

Shadow Profiles on the Summer Solstice

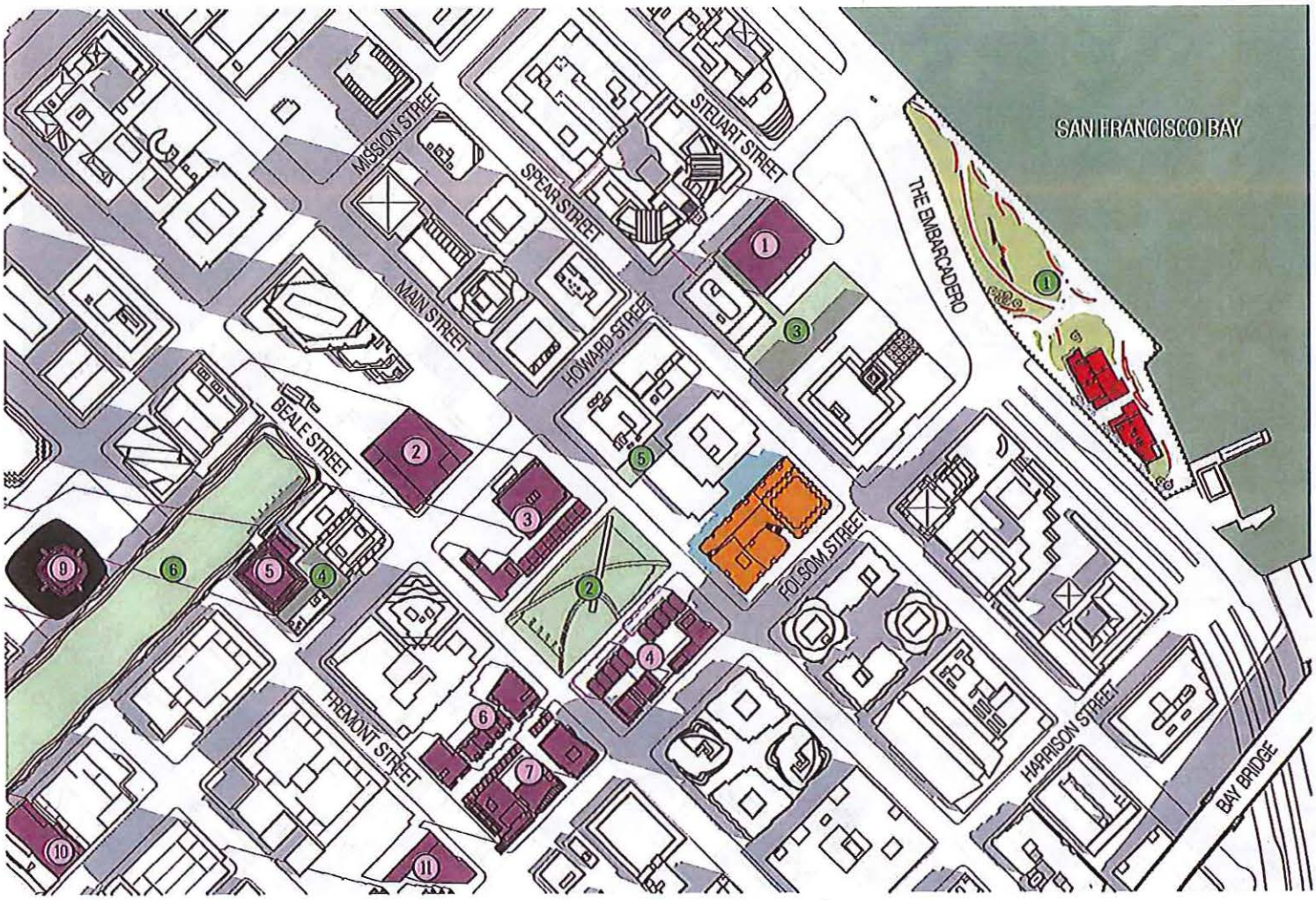

N

SUMMER SOLSTICE
JUNE 21

11:00 AM

- Current shading conditions
- 400' Project Shadow (both colors)
- 300' Project Alternative Shadow only
- Shadow profiles of Cumulative Projects
- Grass or Unpaved Areas
- Privately-owned business
- Bench or Other Seating
- Tree

Cumulative Projects

1. 75 Howard Street
2. Transbay Block 5
3. Transbay Block 4
4. Transbay Block 2
5. 181 Fremont Street
6. 280 Beale Street
7. Transbay Block 6
8. Salesforce Tower
10. 524 Howard Street
11. Transbay Block 8

Open Spaces

1. Rincon Park
2. Transbay Park
3. Spear Street Terrace
4. Howard/Fremont Plaza
5. Main Street Plaza
6. Transbay Transit Center Park

A1.7 160 FOLSOM STREET / TRANSBAY BLOCK 1

Shadow Profiles on the Summer Solstice

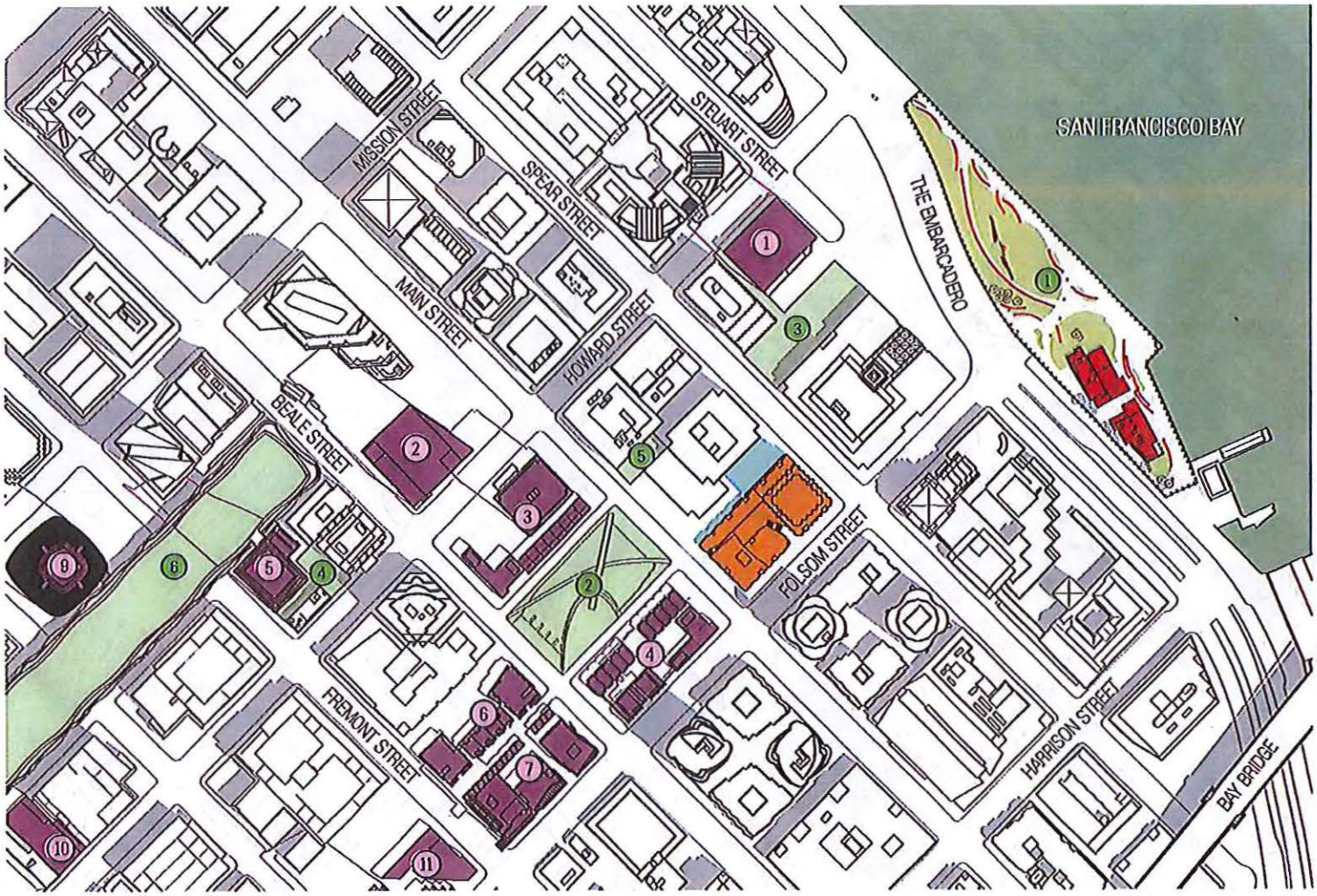

N

SUMMER SOLSTICE
JUNE 21

12:00 PM

- Current shading conditions
- 400' Project Shadow (both colors)
- 300' Project Alternative Shadow only
- Shadow profiles of Cumulative Projects
- Grass or Unpaved Areas
- Privately-owned business
- Bench or Other Seating
- Tree

Cumulative Projects

1. 75 Howard Street
2. Transbay Block 5
3. Transbay Block 4
4. Transbay Block 2
5. 181 Fremont Street
6. 280 Beale Street
7. Transbay Block 6
8. Salesforce Tower
10. 524 Howard Street
11. Transbay Block 8

Open Spaces

1. Rincon Park
2. Transbay Park
3. Spear Street Terrace
4. Howard/Fremont Plaza
5. Main Street Plaza
6. Transbay Transit Center Park

A1.8 160 FOLSOM STREET / TRANSBAY BLOCK 1

Shadow Profiles on the Summer Solstice

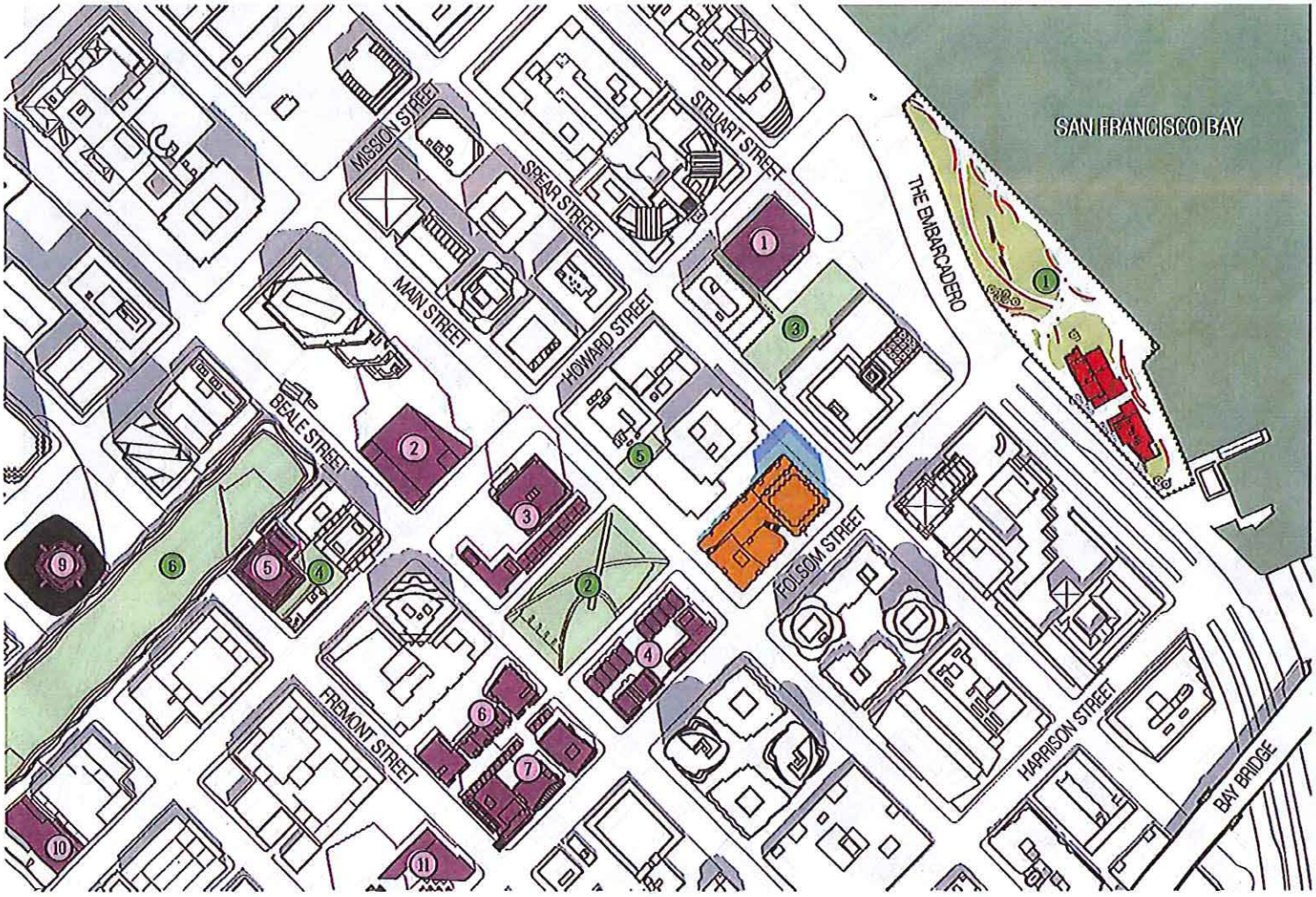

N

SUMMER SOLSTICE
JUNE 21

1:00 PM

- Current shading conditions
- 400' Project Shadow (both colors)
- 300' Project Alternative Shadow only
- Shadow profiles of Cumulative Projects
- Grass or Unpaved Areas
- Privately-owned business
- Bench or Other Seating
- Tree

Cumulative Projects

1. 75 Howard Street
2. Transbay Block 5
3. Transbay Block 4
4. Transbay Block 2
5. 181 Fremont Street
6. 280 Beale Street
7. Transbay Block 6
9. Salesforce Tower
10. 524 Howard Street
11. Transbay Block 8

Open Spaces

1. Rincon Park
2. Transbay Park
3. Spear Street Terrace
4. Howard/Fremont Plaza
5. Main Street Plaza
6. Transbay Transit Center Park

A1.9 160 FOLSOM STREET / TRANSBAY BLOCK 1

Shadow Profiles on the Summer Solstice

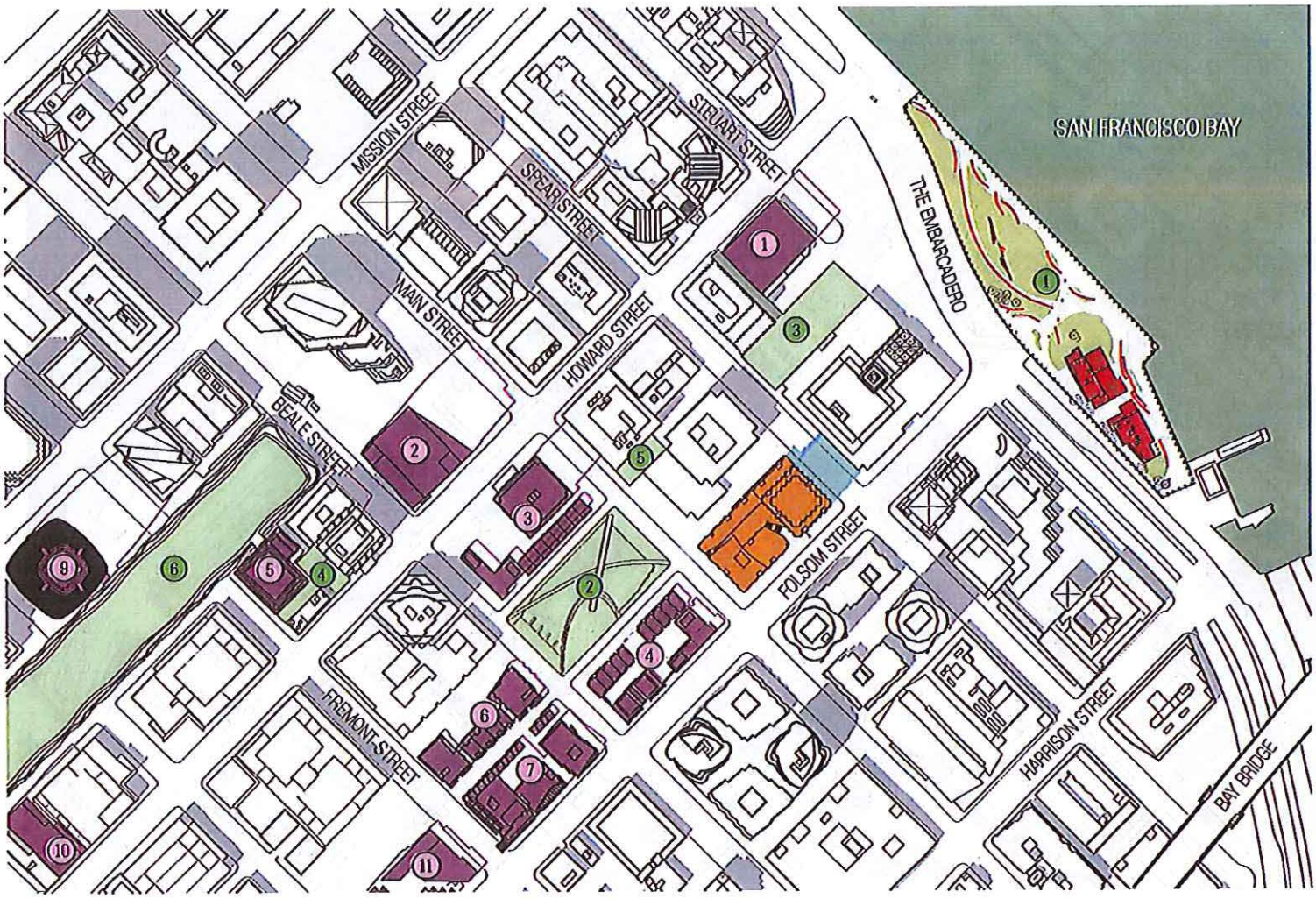

N

SUMMER SOLSTICE
JUNE 21

2:00 PM

- Current shading conditions
- 400' Project Shadow (both colors)
- 300' Project Alternative Shadow only
- Shadow profiles of Cumulative Projects
- Grass or Unpaved Areas
- Privately-owned business
- Bench or Other Seating
- Tree

Cumulative Projects

1. 75 Howard Street
2. Transbay Block 5
3. Transbay Block 4
4. Transbay Block 2
5. 181 Fremont Street
6. 280 Beale Street
7. Transbay Block 6
9. Salesforce Tower
10. 524 Howard Street
11. Transbay Block 8

Open Spaces

1. Rincon Park
2. Transbay Park
3. Spear Street Terrace
4. Howard/Fremont Plaza
5. Main Street Plaza
6. Transbay Transit Center Park

A1.10 160 FOLSOM STREET / TRANSBAY BLOCK 1

Shadow Profiles on the Summer Solstice

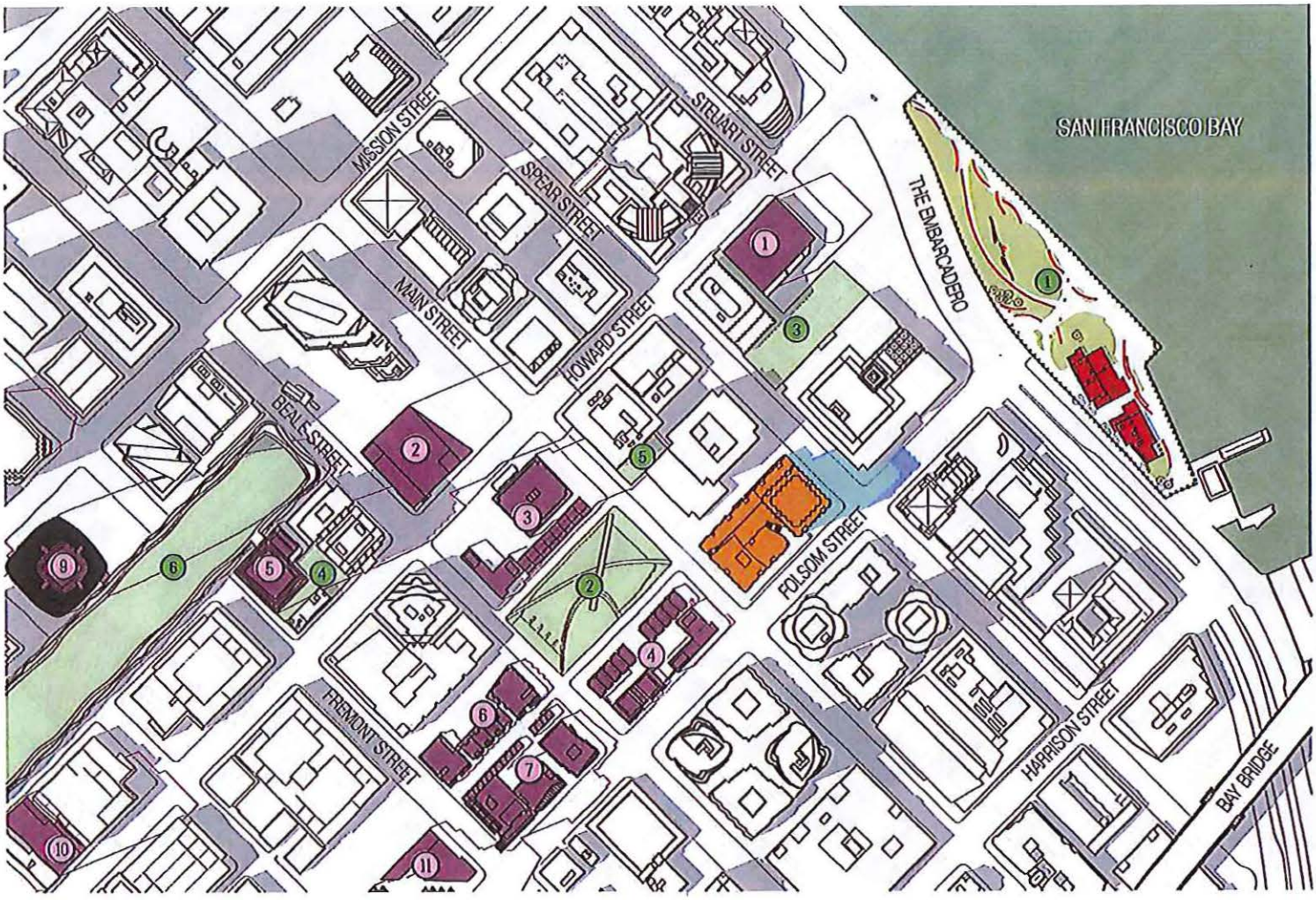

N

SUMMER SOLSTICE
JUNE 21

3:00 PM

- Current shading conditions
- 400' Project Shadow (both colors)
- 300' Project Alternative Shadow only
- Shadow profiles of Cumulative Projects
- Grass or Unpaved Areas
- Privately-owned business
- Bench or Other Seating
- Tree

Cumulative Projects

1. 75 Howard Street
2. Transbay Block 5
3. Transbay Block 4
4. Transbay Block 2
5. 181 Fremont Street
6. 280 Beale Street
7. Transbay Block 6
8. Salesforce Tower
10. 524 Howard Street
11. Transbay Block 8

Open Spaces

1. Rincon Park
2. Transbay Park
3. Spear Street Terrace
4. Howard/Fremont Plaza
5. Main Street Plaza
6. Transbay Transit Center Park

A1.11 160 FOLSOM STREET / TRANSBAY BLOCK 1

Shadow Profiles on the Summer Solstice

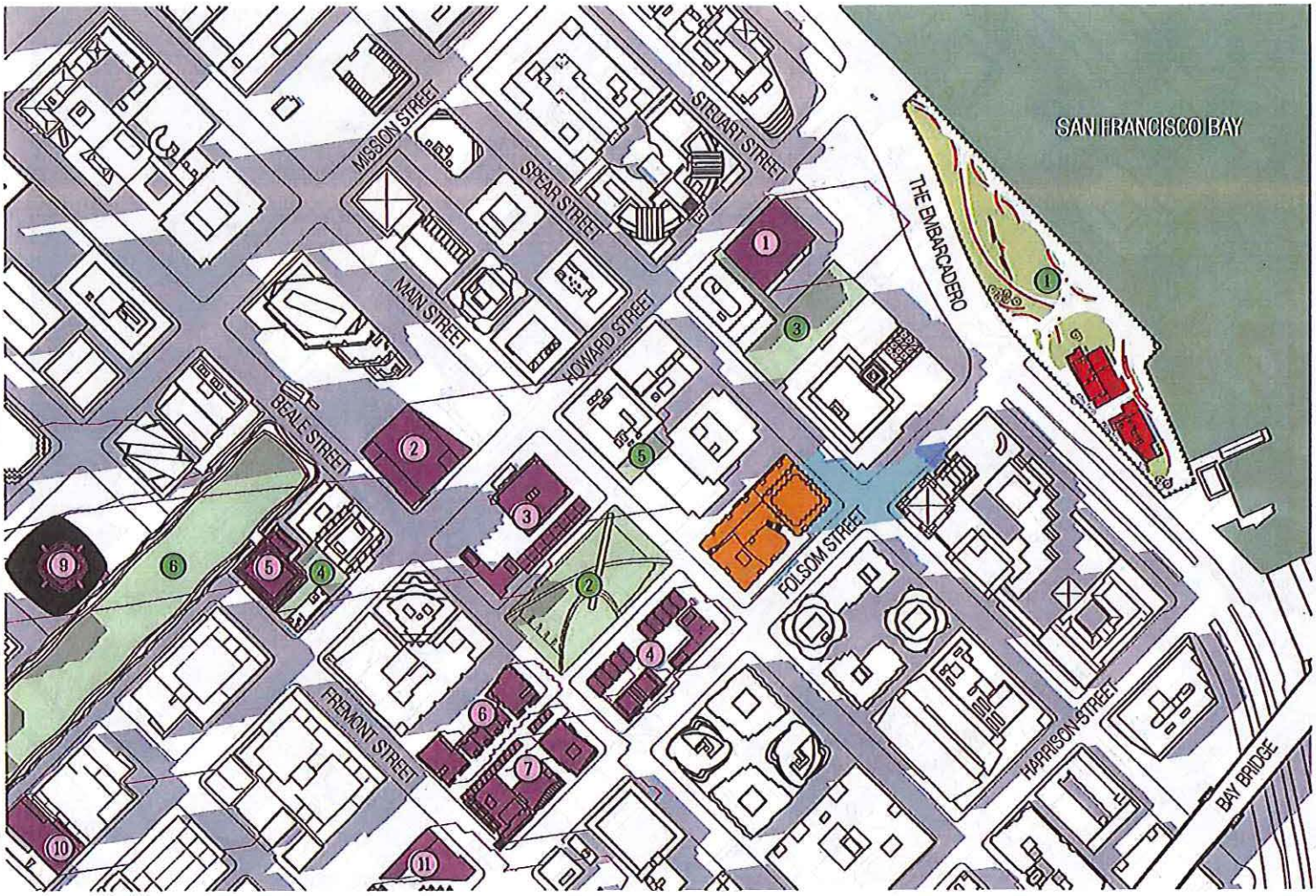

N

SUMMER SOLSTICE
JUNE 21

4:00 PM

- Current shading conditions
- 400' Project Shadow (both colors)
- 300' Project Alternative Shadow only
- Shadow profiles of Cumulative Projects
- Grass or Unpaved Areas
- Privately-owned business
- Bench or Other Seating
- Tree

Cumulative Projects

1. 75 Howard Street
2. Transbay Block 5
3. Transbay Block 4
4. Transbay Block 2
5. 181 Fremont Street
6. 280 Beale Street
7. Transbay Block 6
9. Salesforce Tower
10. 524 Howard Street
11. Transbay Block 8

Open Spaces

1. Rincon Park
2. Transbay Park
3. Spear Street Terrace
4. Howard/Fremont Plaza
5. Main Street Plaza
6. Transbay Transit Center Park

A1.12 160 FOLSOM STREET / TRANSBAY BLOCK 1

Shadow Profiles on the Summer Solstice

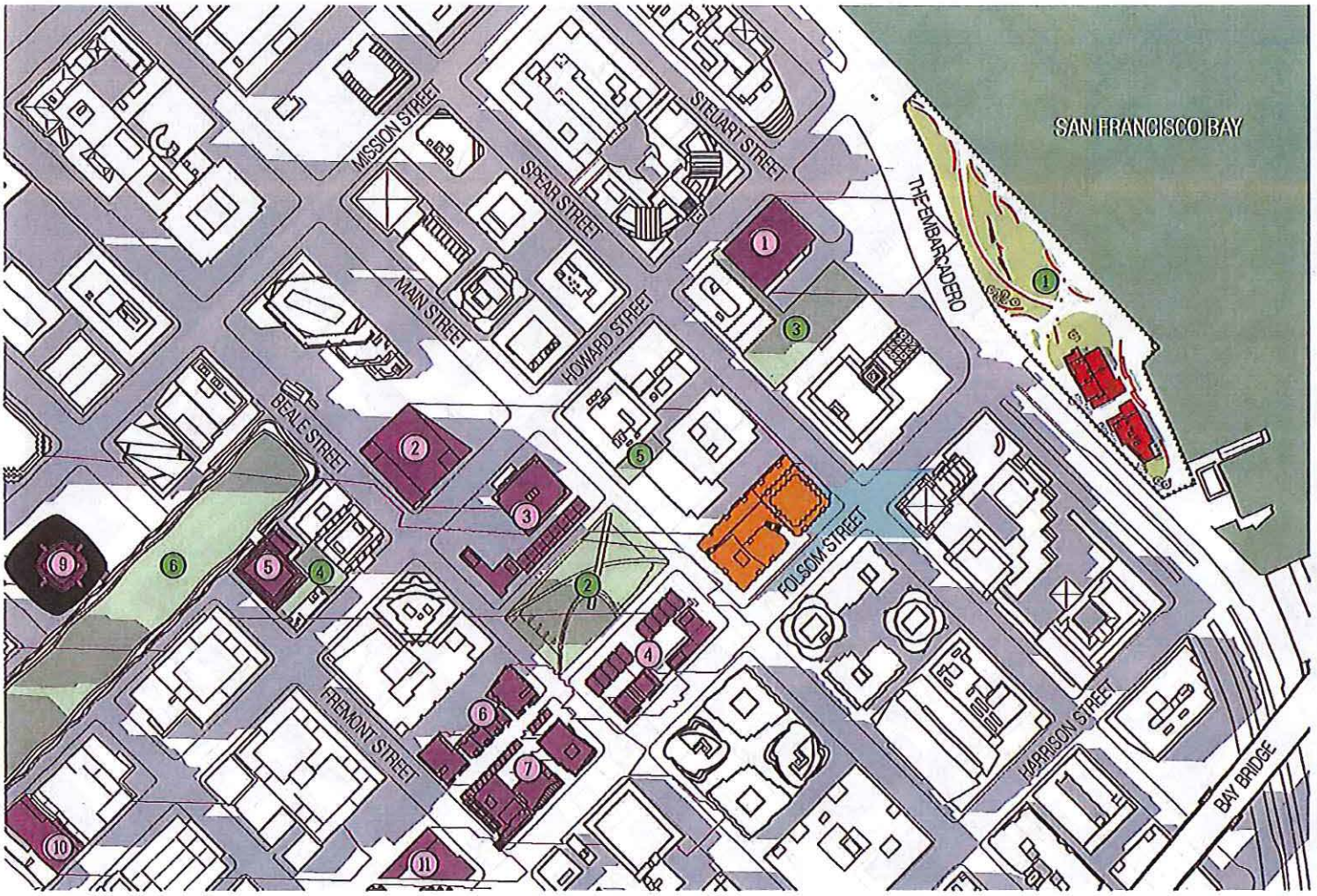

N

SUMMER SOLSTICE
JUNE 21

5:00 PM

- Current shading conditions
- 400' Project Shadow (both colors)
- 300' Project Alternative Shadow only
- Shadow profiles of Cumulative Projects
- Grass or Unpaved Areas
- Privately-owned business
- Bench or Other Seating
- Tree

Cumulative Projects

1. 75 Howard Street
2. Transbay Block 5
3. Transbay Block 4
4. Transbay Block 2
5. 181 Fremont Street
6. 280 Beale Street
7. Transbay Block 6
9. Salesforce Tower
10. 524 Howard Street
11. Transbay Block 8

Open Spaces

1. Rincon Park
2. Transbay Park
3. Spear Street Terrace
4. Howard/Fremont Plaza
5. Main Street Plaza
6. Transbay Transit Center Park

A1.13 160 FOLSOM STREET / TRANSBAY BLOCK 1

Shadow Profiles on the Summer Solstice

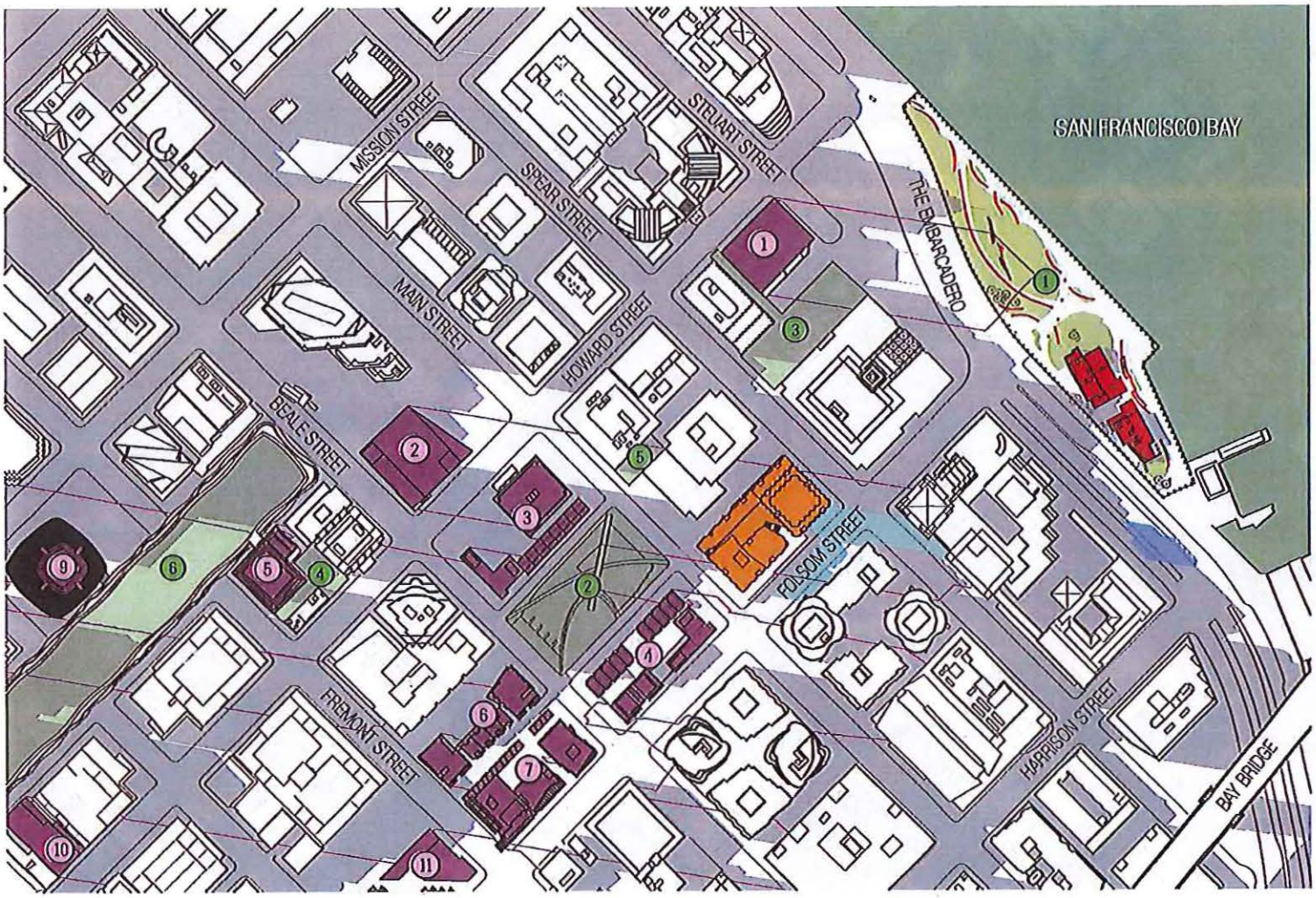

N

SUMMER SOLSTICE
JUNE 21

6:00 PM

- Current shading conditions
- 400' Project Shadow (both colors)
- 300' Project Alternative Shadow only
- Shadow profiles of Cumulative Projects
- Grass or Unpaved Areas
- Privately-owned business
- Bench or Other Seating
- Tree

Cumulative Projects

1. 75 Howard Street
2. Transbay Block 5
3. Transbay Block 4
4. Transbay Block 2
5. 181 Fremont Street
6. 280 Beale Street
7. Transbay Block 6
8. Salesforce Tower
10. 524 Howard Street
11. Transbay Block 8

Open Spaces

1. Rincon Park
2. Transbay Park
3. Spear Street Terrace
4. Howard/Fremont Plaza
5. Main Street Plaza
6. Transbay Transit Center Park

A1.14 160 FOLSOM STREET / TRANSBAY BLOCK 1

Shadow Profiles on the Summer Solstice

N

SUMMER SOLSTICE
JUNE 21

7:00 PM

- Current shading conditions
- 400' Project Shadow (both colors)
- 300' Project Alternative Shadow only
- Shadow profiles of Cumulative Projects
- Grass or Unpaved Areas
- Privately-owned business
- Bench or Other Seating
- Tree

Cumulative Projects

1. 75 Howard Street
2. Transbay Block 5
3. Transbay Block 4
4. Transbay Block 2
5. 181 Fremont Street
6. 280 Beale Street
7. Transbay Block 6
9. Salesforce Tower
10. 524 Howard Street
11. Transbay Block 8

Open Spaces

1. Rincon Park
2. Transbay Park
3. Spear Street Terrace
4. Howard/Fremont Plaza
5. Main Street Plaza
6. Transbay Transit Center Park

A1.15 160 FOLSOM STREET / TRANSBAY BLOCK 1

Shadow Profiles on the Summer Solstice

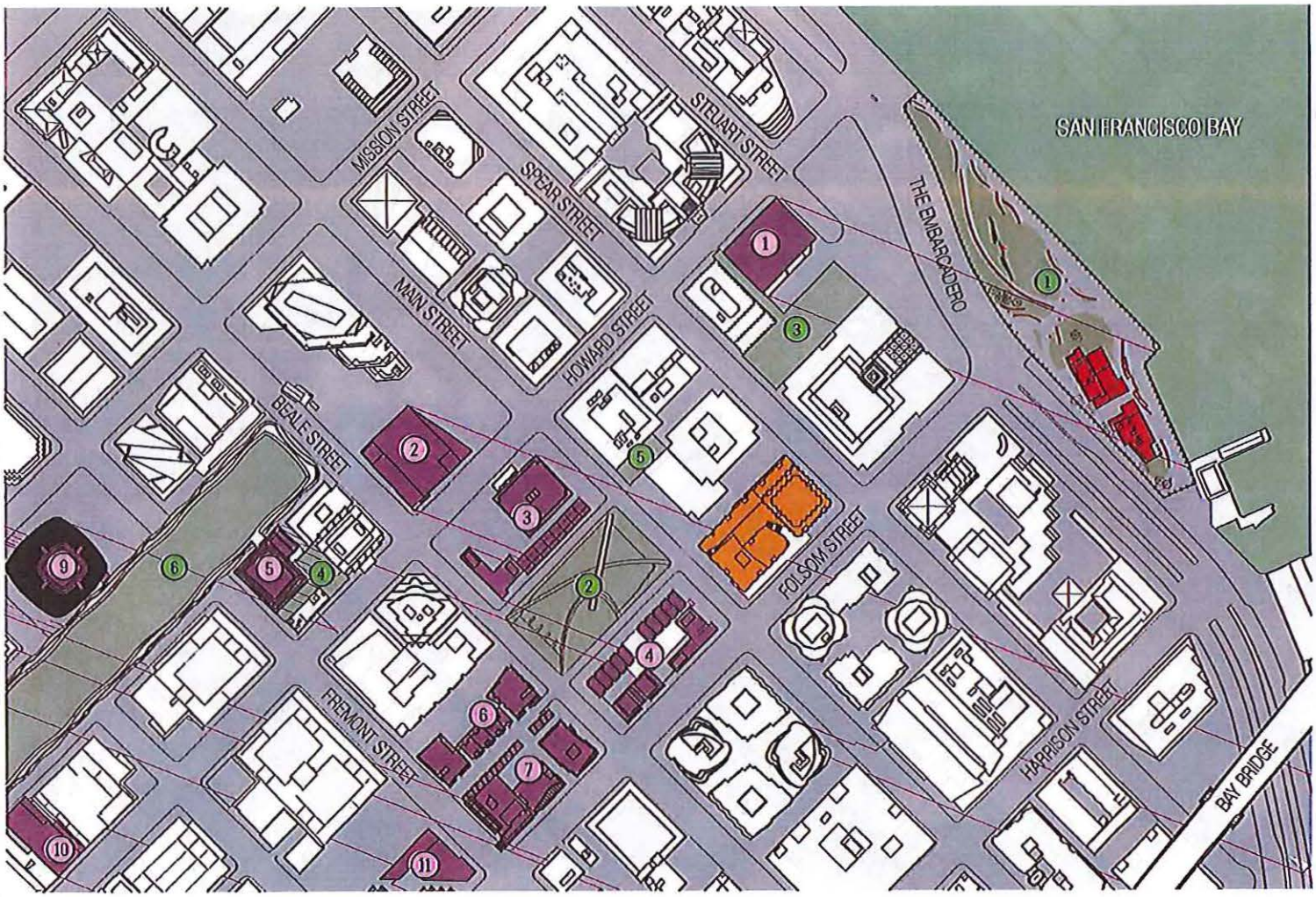

N

SUMMER SOLSTICE
JUNE 21

7:35 PM

- Current shading conditions
- 400' Project Shadow (both colors)
- 300' Project Alternative Shadow only
- Shadow profiles of Cumulative Projects
- Grass or Unpaved Areas
- Privately-owned business
- Bench or Other Seating
- Tree

Cumulative Projects

1. 75 Howard Street
2. Transbay Block 5
3. Transbay Block 4
4. Transbay Block 2
5. 181 Fremont Street
6. 280 Beale Street
7. Transbay Block 6
9. Salesforce Tower
10. 524 Howard Street
11. Transbay Block 8

Open Spaces

1. Rincon Park
2. Transbay Park
3. Spear Street Terrace
4. Howard/Fremont Plaza
5. Main Street Plaza
6. Transbay Transit Center Park

A2.1 160 FOLSOM STREET / TRANSBAY BLOCK 1

Shadow Profiles on Vernal/Autumnal Equinox

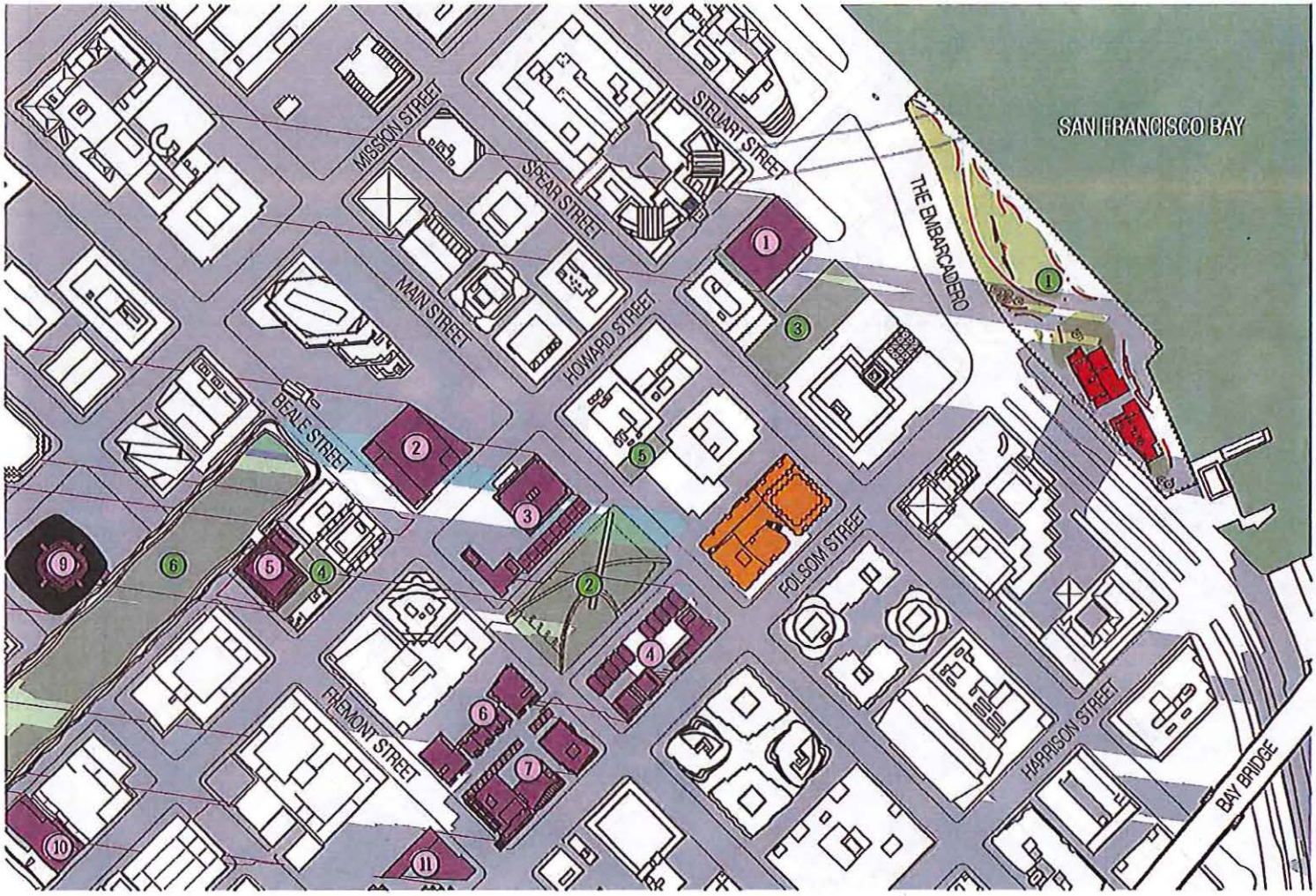

N

VERNAL/AUTUMNAL EQUINOX
MARCH 20/SEPTEMBER 22

7:58 AM

- Current shading conditions
- 400' Project Shadow (both colors)
- 300' Project Alternative Shadow only
- Shadow profiles of Cumulative Projects
- Grass or Unpaved Areas
- Privately-owned business
- Bench or Other Seating
- Tree

Cumulative Projects

1. 75 Howard Street
2. Transbay Block 5
3. Transbay Block 4
4. Transbay Block 2
5. 181 Fremont Street
6. 280 Beale Street
7. Transbay Block 6
9. Salesforce Tower
10. 524 Howard Street
11. Transbay Block 8

Open Spaces

1. Rincon Park
2. Transbay Park
3. Spear Street Terrace
4. Howard/Fremont Plaza
5. Main Street Plaza
6. Transbay Transit Center Park

A2.2 160 FOLSOM STREET / TRANSBAY BLOCK 1

Shadow Profiles on Vernal/Autumnal Equinox

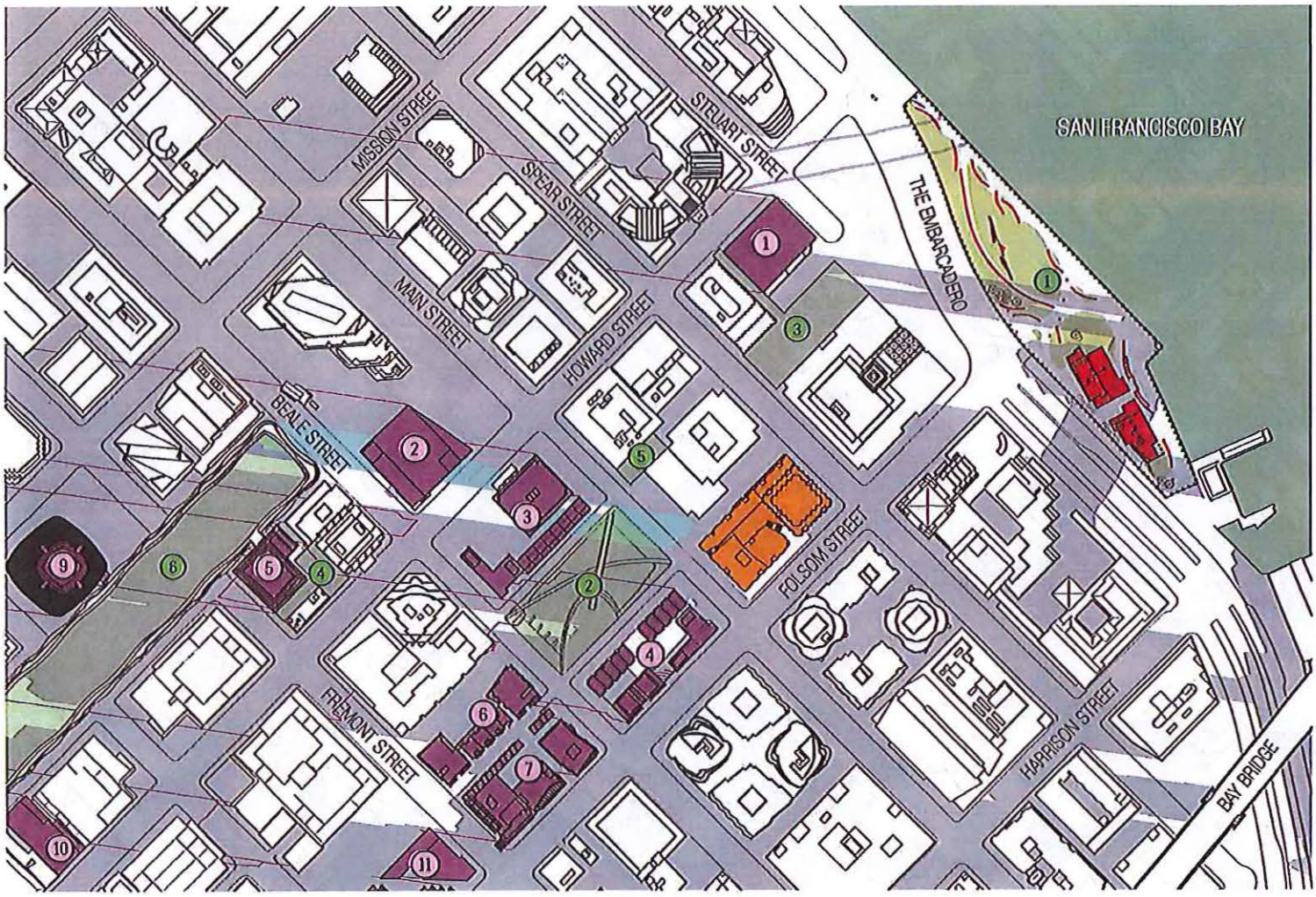

N

VERNAL/AUTUMNAL EQUINOX
MARCH 20/SEPTEMBER 22

8:00 AM

- Current shading conditions
- 400' Project Shadow (both colors)
- 300' Project Alternative Shadow only
- Shadow profiles of Cumulative Projects
- Grass or Unpaved Areas
- Privately-owned business
- Bench or Other Seating
- Tree

Cumulative Projects

1. 75 Howard Street
2. Transbay Block 5
3. Transbay Block 4
4. Transbay Block 2
5. 181 Fremont Street
6. 280 Beale Street
7. Transbay Block 6
9. Salesforce Tower
10. 524 Howard Street
11. Transbay Block 8

Open Spaces

1. Rincon Park
2. Transbay Park
3. Spear Street Terrace
4. Howard/Fremont Plaza
5. Main Street Plaza
6. Transbay Transit Center Park

A2.3 160 FOLSOM STREET / TRANSBAY BLOCK 1

Shadow Profiles on Vernal/Autumnal Equinox

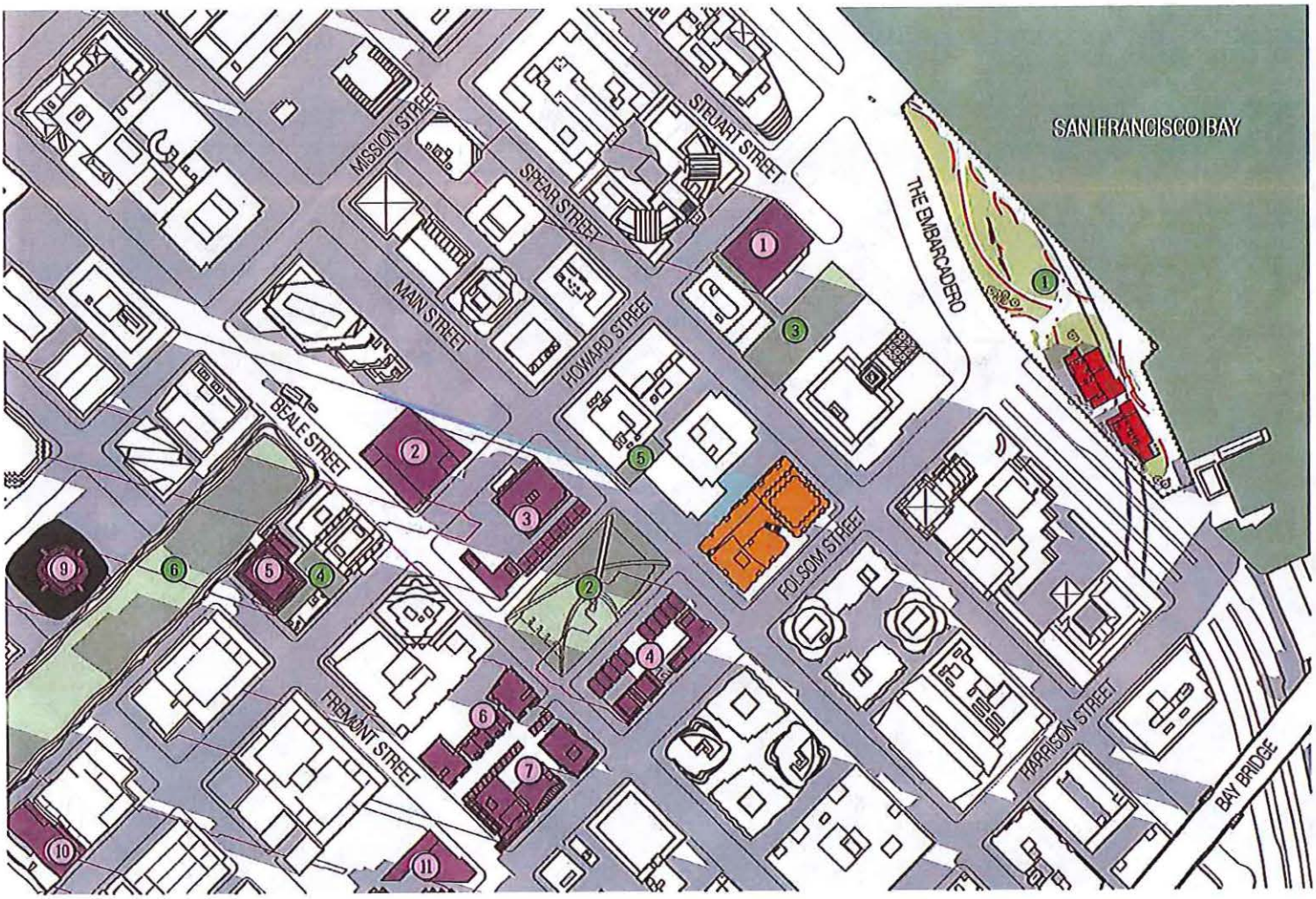

N

VERNAL/AUTUMNAL EQUINOX
MARCH 20/SEPTEMBER 22

9:00 AM

- Current shading conditions
- 400' Project Shadow (both colors)
- 300' Project Alternative Shadow only
- Shadow profiles of Cumulative Projects
- Grass or Unpaved Areas
- Privately-owned business
- Bench or Other Seating
- Tree

Cumulative Projects

1. 75 Howard Street
2. Transbay Block 5
3. Transbay Block 4
4. Transbay Block 2
5. 181 Fremont Street
6. 280 Beale Street
7. Transbay Block 6
9. Salesforce Tower
10. 524 Howard Street
11. Transbay Block 8

Open Spaces

1. Rincon Park
2. Transbay Park
3. Spear Street Terrace
4. Howard/Fremont Plaza
5. Main Street Plaza
6. Transbay Transit Center Park

A2.4 160 FOLSOM STREET / TRANSBAY BLOCK 1

Shadow Profiles on Vernal/Autumnal Equinox

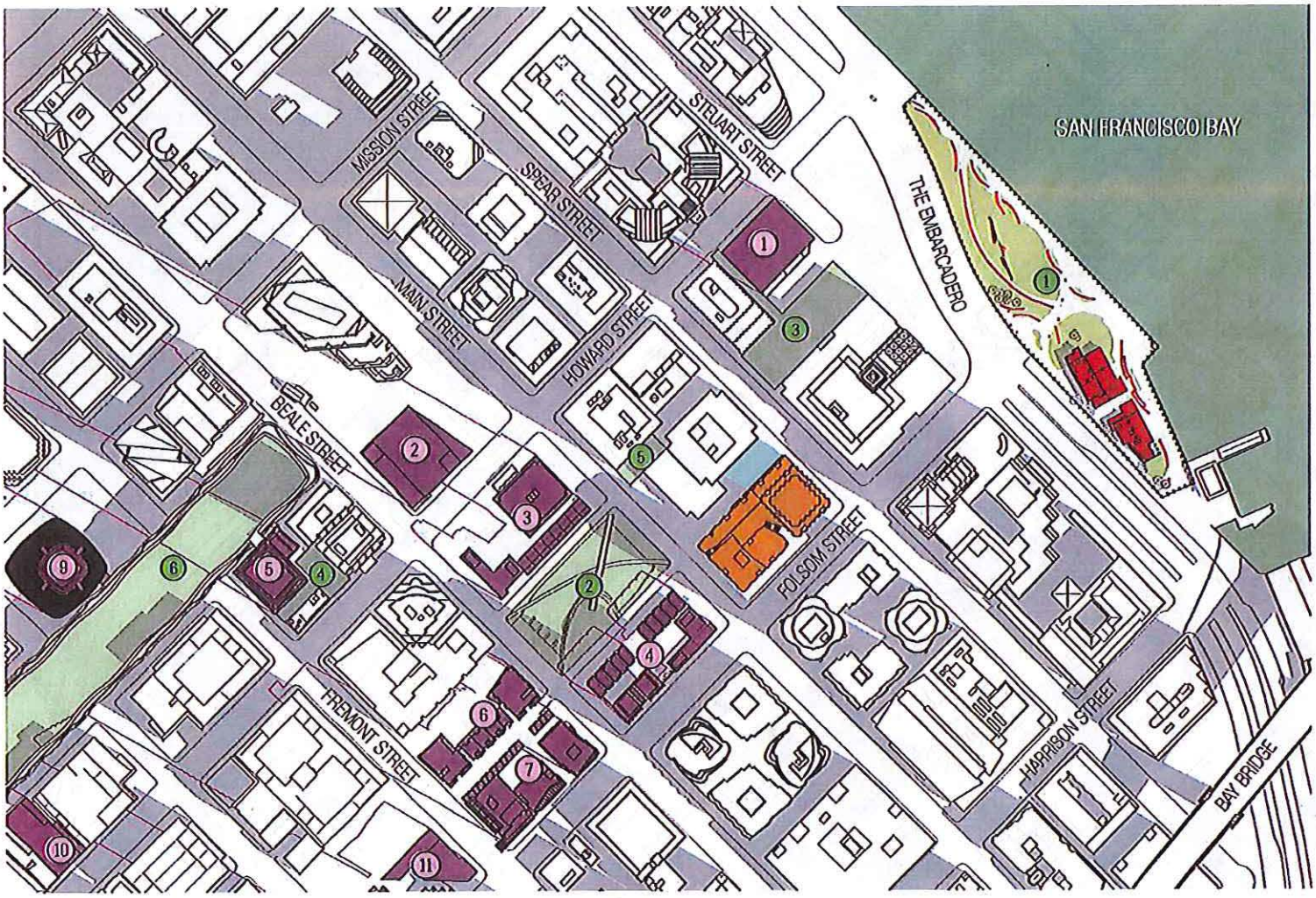

N

VERNAL/AUTUMNAL EQUINOX MARCH 20/SEPTEMBER 22

10:00 AM

- Current shading conditions
- 400' Project Shadow (both colors)
- 300' Project Alternative Shadow only
- Shadow profiles of Cumulative Projects
- Grass or Unpaved Areas
- Privately-owned business
- Bench or Other Seating
- Tree

Cumulative Projects

1. 75 Howard Street
2. Transbay Block 5
3. Transbay Block 4
4. Transbay Block 2
5. 181 Fremont Street
6. 280 Beale Street
7. Transbay Block 6
9. Salesforce Tower
10. 524 Howard Street
11. Transbay Block 8

Open Spaces

1. Rincon Park
2. Transbay Park
3. Spear Street Terrace
4. Howard/Fremont Plaza
5. Main Street Plaza
6. Transbay Transit Center Park

A2.5 160 FOLSOM STREET / TRANSBAY BLOCK 1

Shadow Profiles on Vernal/Autumnal Equinox

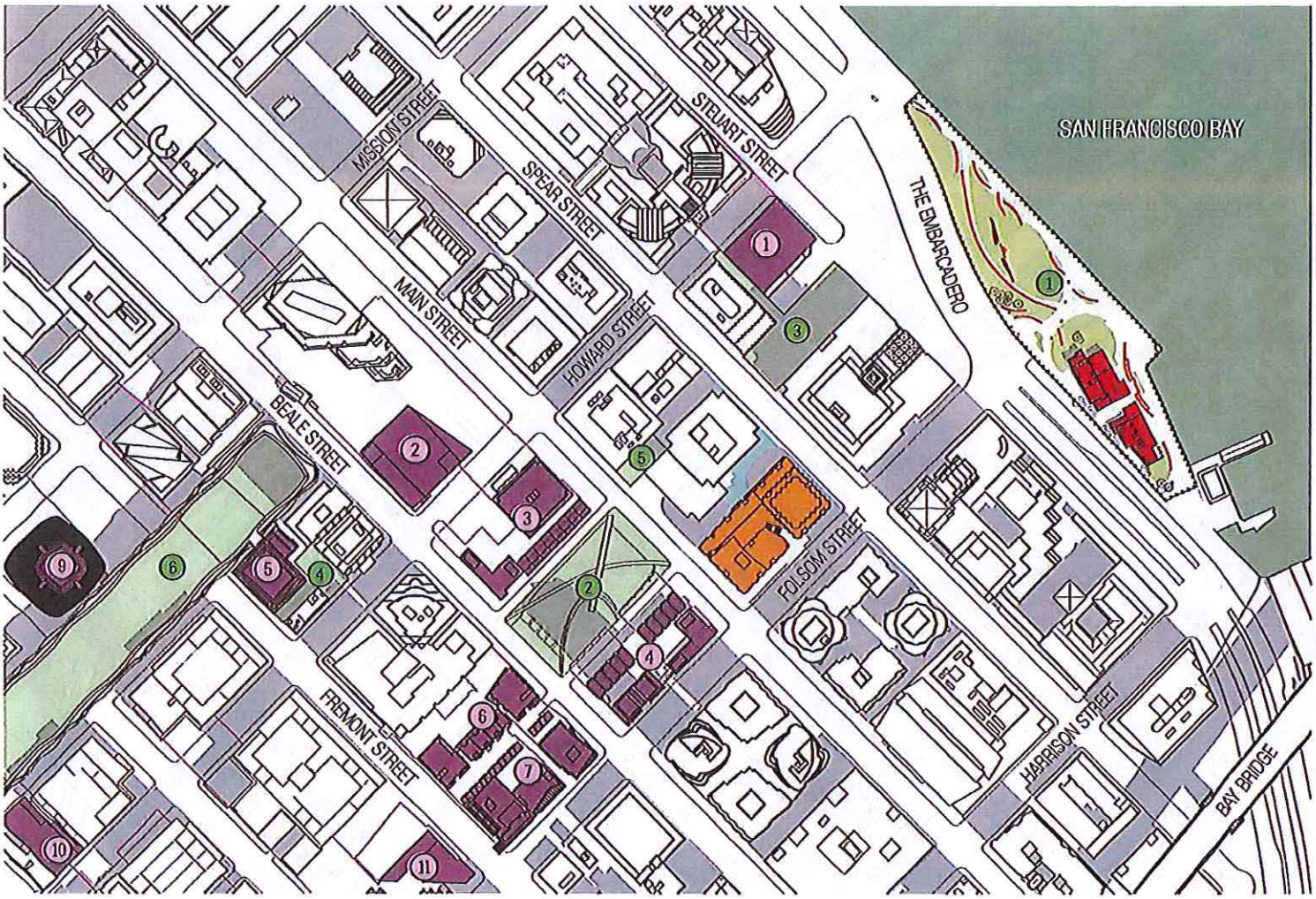

N

VERNAL/AUTUMNAL EQUINOX
MARCH 20/SEPTEMBER 22

11:00 AM

- Current shading conditions
- 400' Project Shadow (both colors)
- 300' Project Alternative Shadow only
- Shadow profiles of Cumulative Projects
- Grass or Unpaved Areas
- Privately-owned business
- Bench or Other Seating
- Tree

Cumulative Projects

1. 75 Howard Street
2. Transbay Block 5
3. Transbay Block 4
4. Transbay Block 2
5. 181 Fremont Street
6. 280 Beale Street
7. Transbay Block 6
9. Salesforce Tower
10. 524 Howard Street
11. Transbay Block 8

Open Spaces

1. Rincon Park
2. Transbay Park
3. Spear Street Terrace
4. Howard/Fremont Plaza
5. Main Street Plaza
6. Transbay Transit Center Park

A2.6 160 FOLSOM STREET / TRANSBAY BLOCK 1

Shadow Profiles on Vernal/Autumnal Equinox

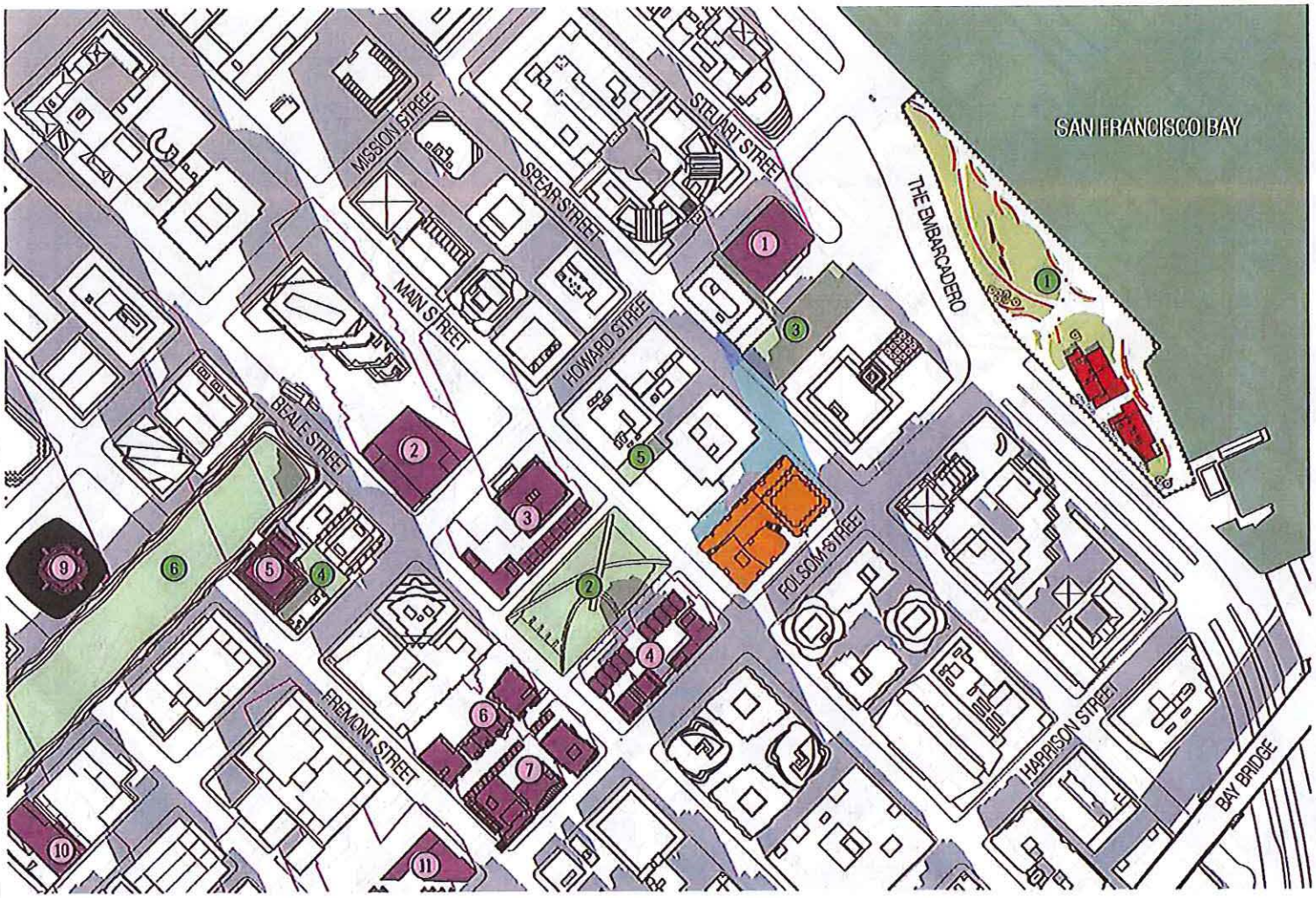

N

VERNAL/AUTUMNAL EQUINOX
MARCH 20/SEPTEMBER 22

12:00 PM

- Current shading conditions
- 400' Project Shadow (both colors)
- 300' Project Alternative Shadow only
- Shadow profiles of Cumulative Projects
- Grass or Unpaved Areas
- Privately-owned business
- Bench or Other Seating
- Tree

Cumulative Projects

1. 75 Howard Street
2. Transbay Block 5
3. Transbay Block 4
4. Transbay Block 2
5. 181 Fremont Street
6. 280 Beale Street
7. Transbay Block 6
8. Salesforce Tower
10. 524 Howard Street
11. Transbay Block 8

Open Spaces

1. Rincon Park
2. Transbay Park
3. Spear Street Terrace
4. Howard/Fremont Plaza
5. Main Street Plaza
6. Transbay Transit Center Park

A2.7 160 FOLSOM STREET / TRANSBAY BLOCK 1

Shadow Profiles on Vernal/Autumnal Equinox

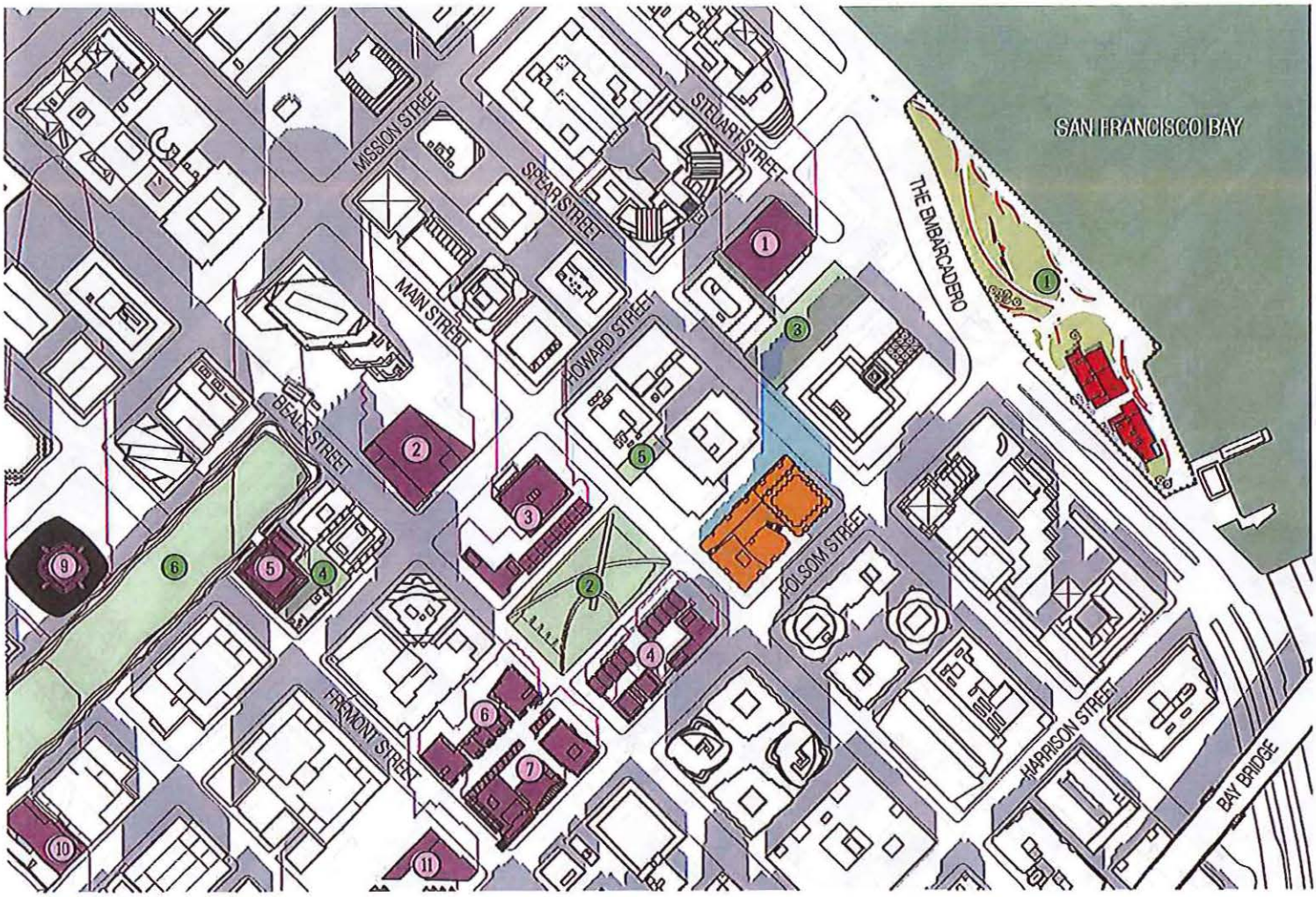

N

VERNAL/AUTUMNAL EQUINOX
MARCH 20/SEPTEMBER 22

1:00 PM

- Current shading conditions
- 400' Project Shadow (both colors)
- 300' Project Alternative Shadow only
- Shadow profiles of Cumulative Projects
- Grass or Unpaved Areas
- Privately-owned business
- Bench or Other Seating
- Tree

Cumulative Projects

1. 75 Howard Street
2. Transbay Block 5
3. Transbay Block 4
4. Transbay Block 2
5. 181 Fremont Street
6. 280 Beale Street
7. Transbay Block 6
8. Salesforce Tower
9. 524 Howard Street
10. Transbay Block 8

Open Spaces

1. Rincon Park
2. Transbay Park
3. Spear Street Terrace
4. Howard/Fremont Plaza
5. Main Street Plaza
6. Transbay Transit Center Park

A2.8 160 FOLSOM STREET / TRANSBAY BLOCK 1

Shadow Profiles on Vernal/Autumnal Equinox

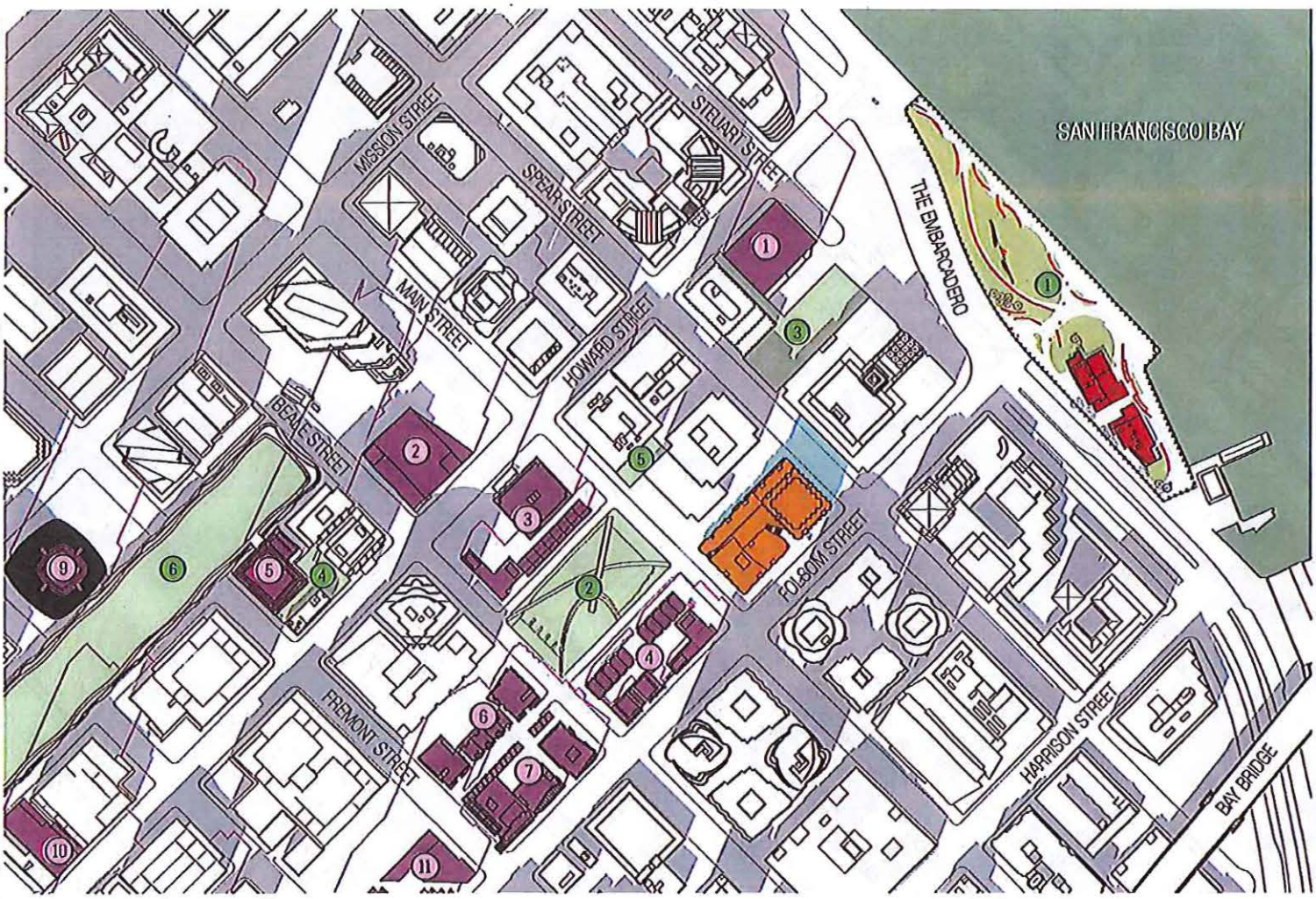

N

VERNAL/AUTUMNAL EQUINOX
MARCH 20/SEPTEMBER 22

2:00 PM

- Current shading conditions
- 400' Project Shadow (both colors)
- 300' Project Alternative Shadow only
- Shadow profiles of Cumulative Projects
- Grass or Unpaved Areas
- Privately-owned business
- Bench or Other Seating
- Tree

Cumulative Projects

1. 75 Howard Street
2. Transbay Block 5
3. Transbay Block 4
4. Transbay Block 2
5. 181 Fremont Street
6. 280 Beale Street
7. Transbay Block 6
9. Salesforce Tower
10. 524 Howard Street
11. Transbay Block 8

Open Spaces

1. Rincon Park
2. Transbay Park
3. Spear Street Terrace
4. Howard/Fremont Plaza
5. Main Street Plaza
6. Transbay Transit Center Park

A2.9 160 FOLSOM STREET / TRANSBAY BLOCK 1

Shadow Profiles on Vernal/Autumnal Equinox

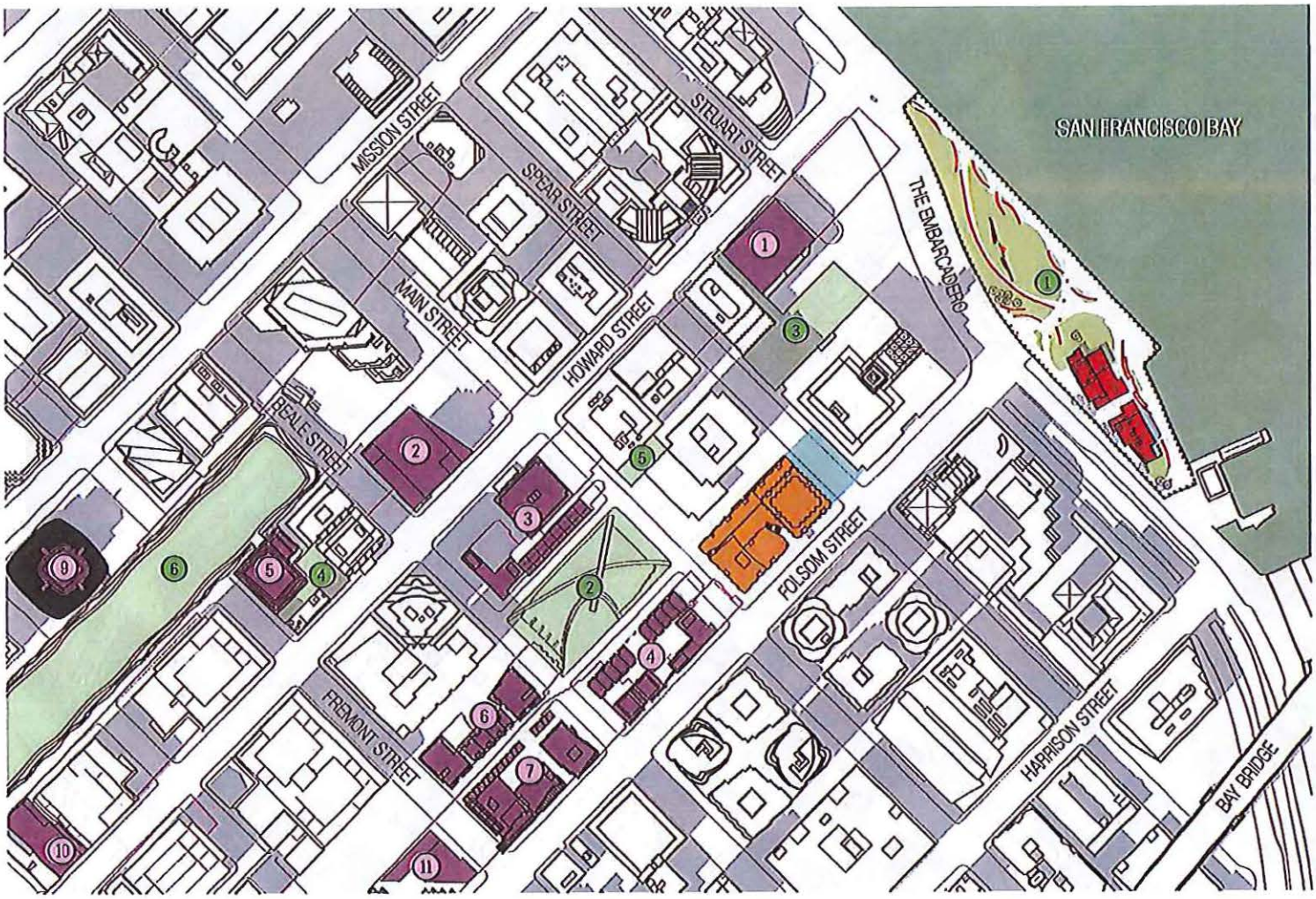

N

VERNAL/AUTUMNAL EQUINOX MARCH 20/SEPTEMBER 22

3:00 PM

- Current shading conditions
- 400' Project Shadow (both colors)
- 300' Project Alternative Shadow only
- Shadow profiles of Cumulative Projects
- Grass or Unpaved Areas
- Privately-owned business
- Bench or Other Seating
- Tree

Cumulative Projects

1. 75 Howard Street
2. Transbay Block 5
3. Transbay Block 4
4. Transbay Block 2
5. 181 Fremont Street
6. 280 Beale Street
7. Transbay Block 6
8. Salesforce Tower
10. 524 Howard Street
11. Transbay Block 8

Open Spaces

1. Rincon Park
2. Transbay Park
3. Spear Street Terrace
4. Howard/Fremont Plaza
5. Main Street Plaza
6. Transbay Transit Center Park

A2.10 160 FOLSOM STREET / TRANSBAY BLOCK 1

Shadow Profiles on Vernal/Autumnal Equinox

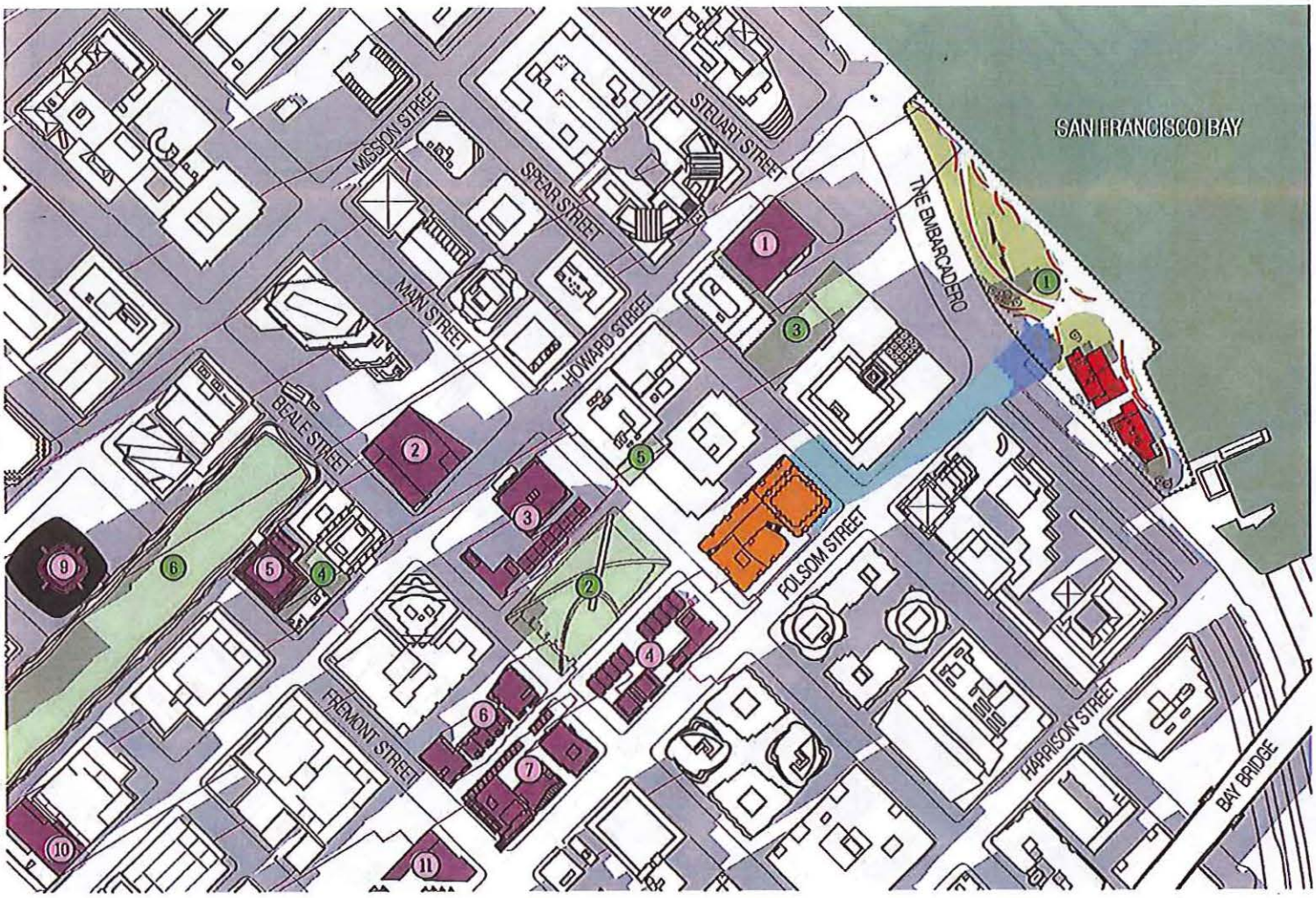

N

VERNAL/AUTUMNAL EQUINOX MARCH 20/SEPTEMBER 22

4:00 PM

- Current shading conditions
- 400' Project Shadow (both colors)
- 300' Project Alternative Shadow only
- Shadow profiles of Cumulative Projects
- Grass or Unpaved Areas
- Privately-owned business
- Bench or Other Seating
- Tree

Cumulative Projects

1. 75 Howard Street
2. Transbay Block 5
3. Transbay Block 4
4. Transbay Block 2
5. 181 Fremont Street
6. 280 Beale Street
7. Transbay Block 6
9. Salesforce Tower
10. 524 Howard Street
11. Transbay Block 8

Open Spaces

1. Rincon Park
2. Transbay Park
3. Spear Street Terrace
4. Howard/Fremont Plaza
5. Main Street Plaza
6. Transbay Transit Center Park

A2.11 160 FOLSOM STREET / TRANSBAY BLOCK 1

Shadow Profiles on Vernal/Autumnal Equinox

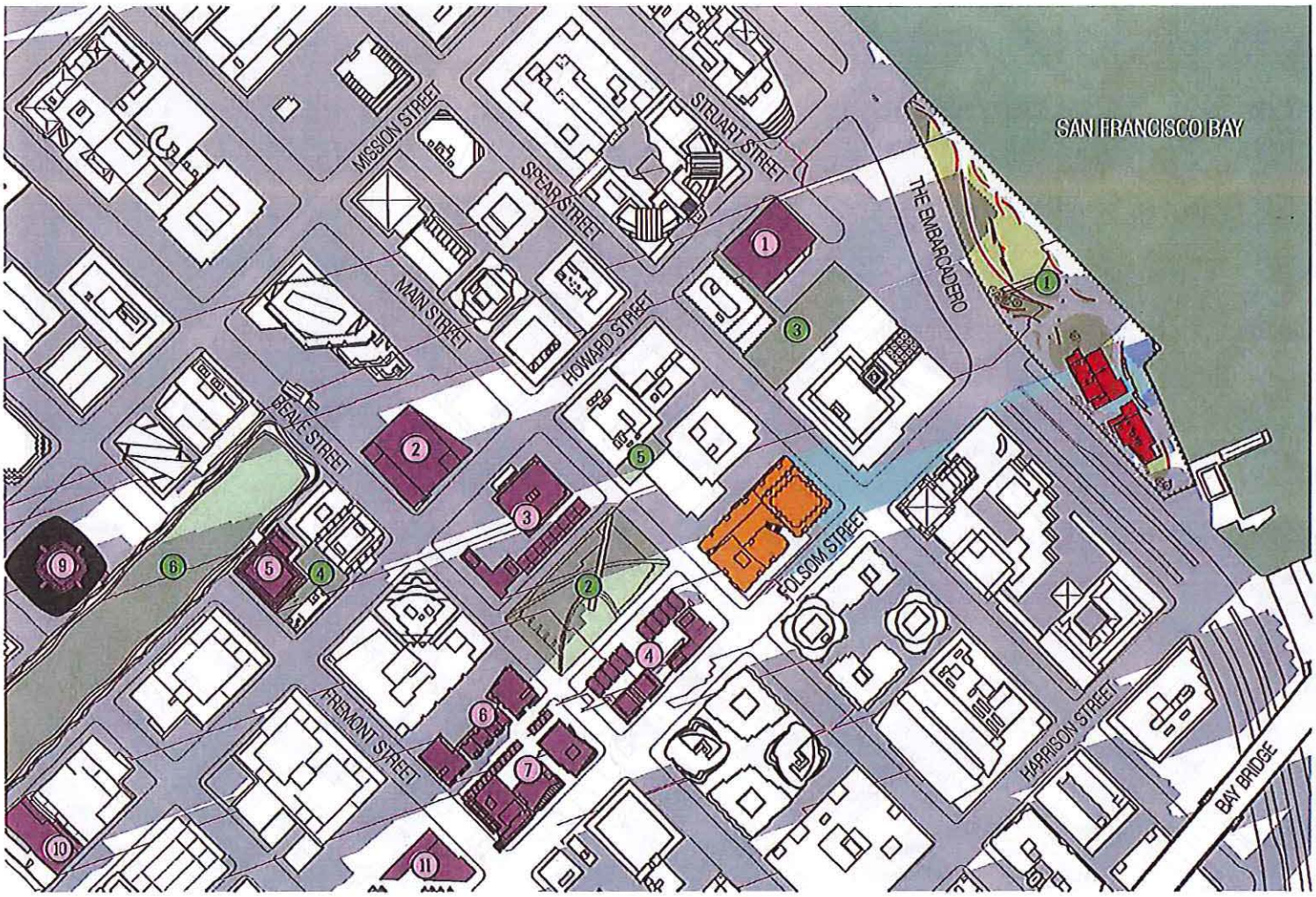

N

VERNAL/AUTUMNAL EQUINOX
MARCH 20/SEPTEMBER 22

5:00 PM

- Current shading conditions
- 400' Project Shadow (both colors)
- 300' Project Alternative Shadow only
- Shadow profiles of Cumulative Projects
- Grass or Unpaved Areas
- Privately-owned business
- Bench or Other Seating
- Tree

Cumulative Projects

1. 75 Howard Street
2. Transbay Block 5
3. Transbay Block 4
4. Transbay Block 2
5. 181 Fremont Street
6. 280 Beale Street
7. Transbay Block 6
9. Salesforce Tower
10. 524 Howard Street
11. Transbay Block 8

Open Spaces

1. Rincon Park
2. Transbay Park
3. Spear Street Terrace
4. Howard/Fremont Plaza
5. Main Street Plaza
6. Transbay Transit Center Park

A2.12 160 FOLSOM STREET / TRANSBAY BLOCK 1

Shadow Profiles on Vernal/Autumnal Equinox

N

VERNAL/AUTUMNAL EQUINOX
MARCH 20/SEPTEMBER 22

6:00 PM

- Current shading conditions
- 400' Project Shadow (both colors)
- 300' Project Alternative Shadow only
- Shadow profiles of Cumulative Projects
- Grass or Unpaved Areas
- Privately-owned business
- Bench or Other Seating
- Tree

Cumulative Projects

1. 75 Howard Street
2. Transbay Block 5
3. Transbay Block 4
4. Transbay Block 2
5. 181 Fremont Street
6. 280 Beale Street
7. Transbay Block 6
9. Salesforce Tower
10. 524 Howard Street
11. Transbay Block 8

Open Spaces

1. Rincon Park
2. Transbay Park
3. Spear Street Terrace
4. Howard/Fremont Plaza
5. Main Street Plaza
6. Transbay Transit Center Park

A2.13 160 FOLSOM STREET / TRANSBAY BLOCK 1

Shadow Profiles on Vernal/Autumnal Equinox

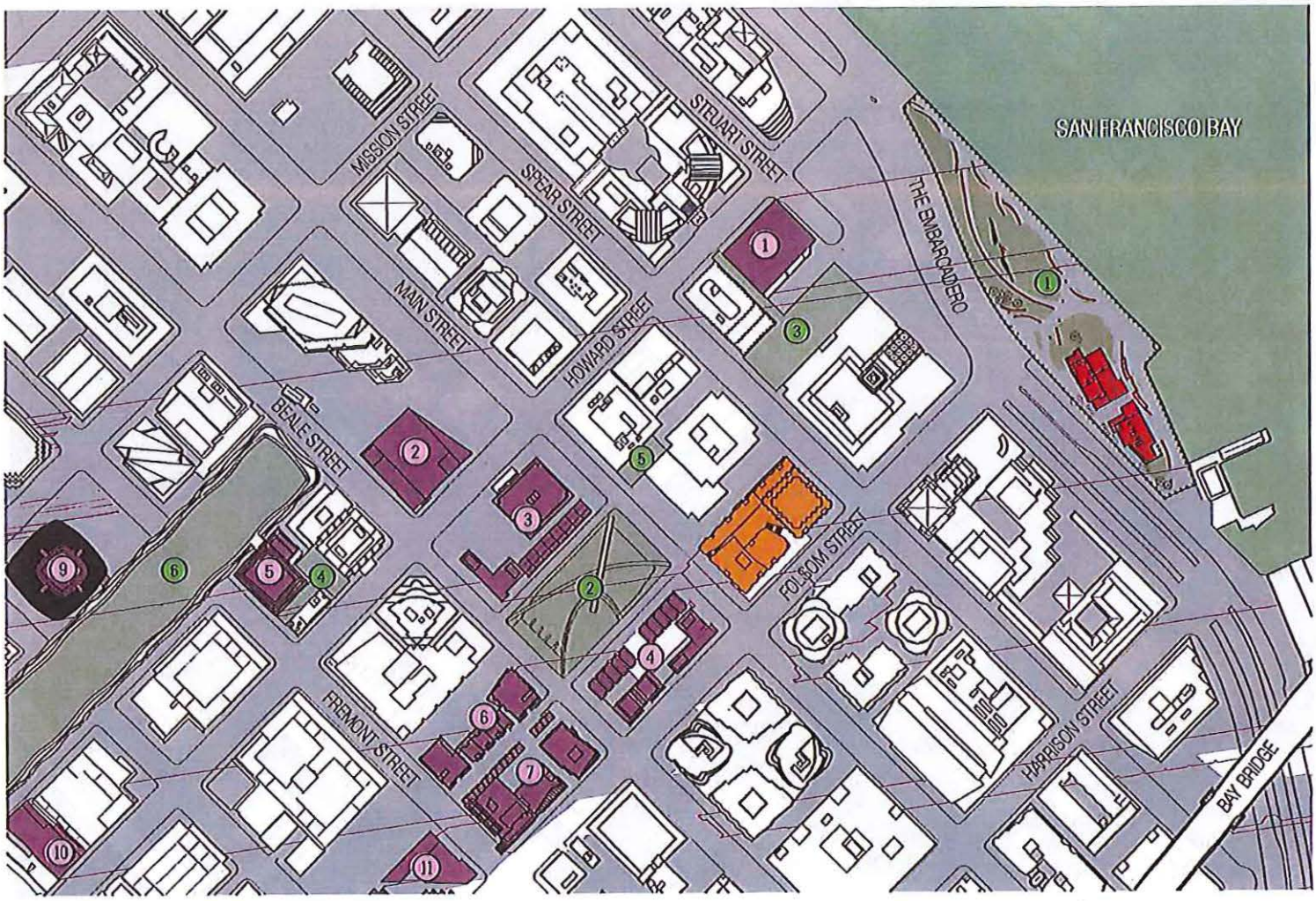

N

VERNAL/AUTUMNAL EQUINOX MARCH 20/SEPTEMBER 22

6:06 PM

- Current shading conditions
- 400' Project Shadow (both colors)
- 300' Project Alternative Shadow only
- Shadow profiles of Cumulative Projects
- Grass or Unpaved Areas
- Privately-owned business
- Bench or Other Seating
- Tree

Cumulative Projects

1. 75 Howard Street
2. Transbay Block 5
3. Transbay Block 4
4. Transbay Block 2
6. 181 Fremont Street
6. 280 Beale Street
7. Transbay Block 6
9. Salesforce Tower
10. 524 Howard Street
11. Transbay Block 8

Open Spaces

1. Rincon Park
2. Transbay Park
3. Spear Street Terrace
4. Howard/Fremont Plaza
5. Main Street Plaza
6. Transbay Transit Center Park

A3.1 160 FOLSOM STREET / TRANSBAY BLOCK 1

Shadow Profiles on the Winter Solstice

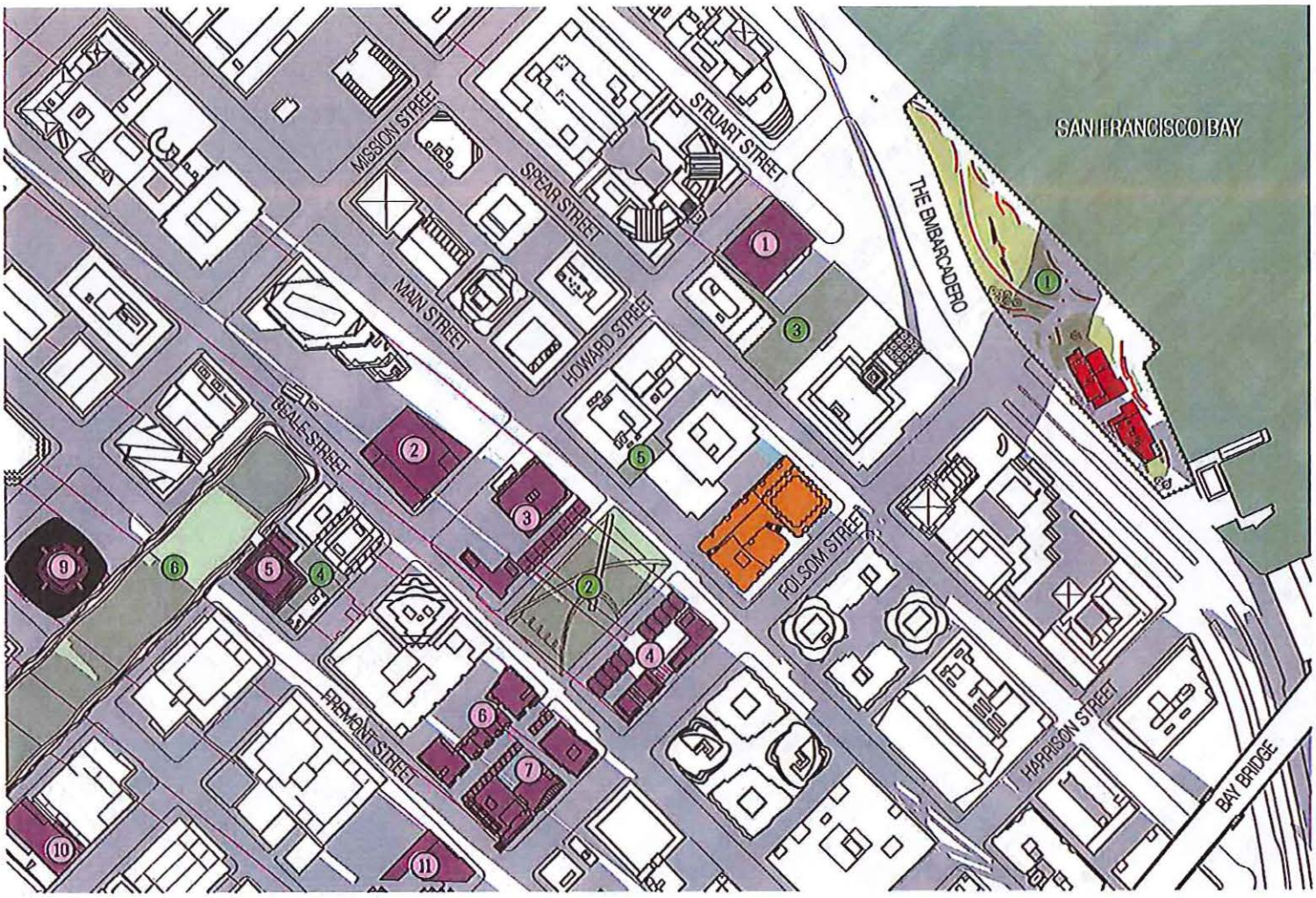

N

WINTER SOLSTICE
DECEMBER 21

8:22 AM

- Current shading conditions
- 400' Project Shadow (both colors)
- 300' Project Alternative Shadow only
- Shadow profiles of Cumulative Projects
- Grass or Unpaved Areas
- Privately-owned business
- Bench or Other Seating
- Tree

Cumulative Projects

1. 75 Howard Street
2. Transbay Block 5
3. Transbay Block 4
4. Transbay Block 2
5. 181 Fremont Street
6. 280 Beale Street
7. Transbay Block 6
8. Salesforce Tower
9. 524 Howard Street
10. Transbay Block 8

Open Spaces

1. Rincon Park
2. Transbay Park
3. Spear Street Terrace
4. Howard/Fremont Plaza
5. Main Street Plaza
6. Transbay Transit Center Park

A3.2 160 FOLSOM STREET / TRANSBAY BLOCK 1

Shadow Profiles on the Winter Solstice

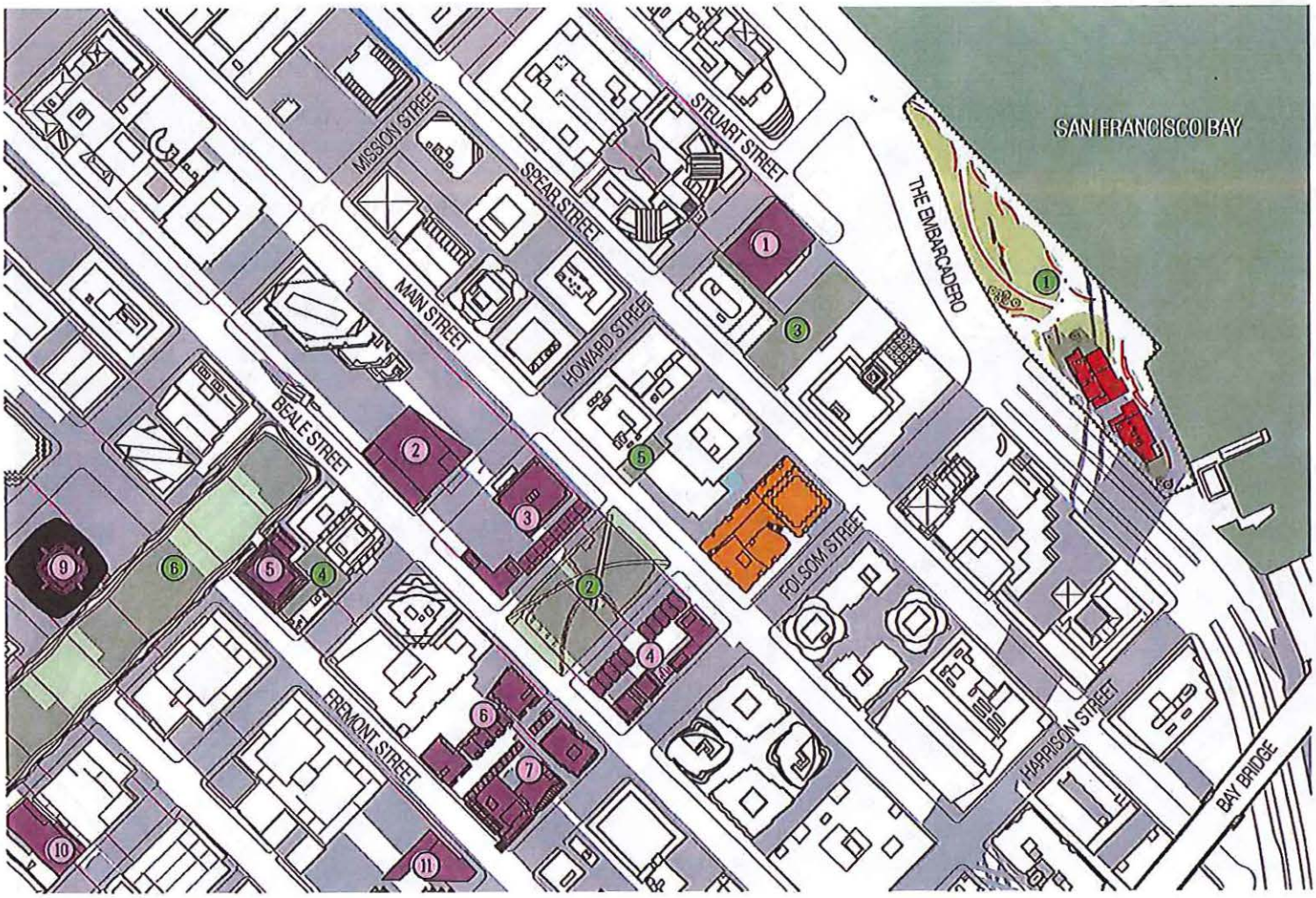

N

WINTER SOLSTICE
DECEMBER 21

9:00 AM

- Current shading conditions
- 400' Project Shadow (both colors)
- 300' Project Alternative Shadow only
- Shadow profiles of Cumulative Projects
- Grass or Unpaved Areas
- Privately-owned business
- Bench or Other Seating
- Tree

Cumulative Projects

1. 75 Howard Street
2. Transbay Block 5
3. Transbay Block 4
4. Transbay Block 2
5. 181 Fremont Street
6. 280 Beale Street
7. Transbay Block 6
9. Salesforce Tower
10. 524 Howard Street
11. Transbay Block 8

Open Spaces

1. Rincon Park
2. Transbay Park
3. Spear Street Terrace
4. Howard/Fremont Plaza
5. Main Street Plaza
6. Transbay Transit Center Park

A3.3 160 FOLSOM STREET / TRANSBAY BLOCK 1

Shadow Profiles on the Winter Solstice

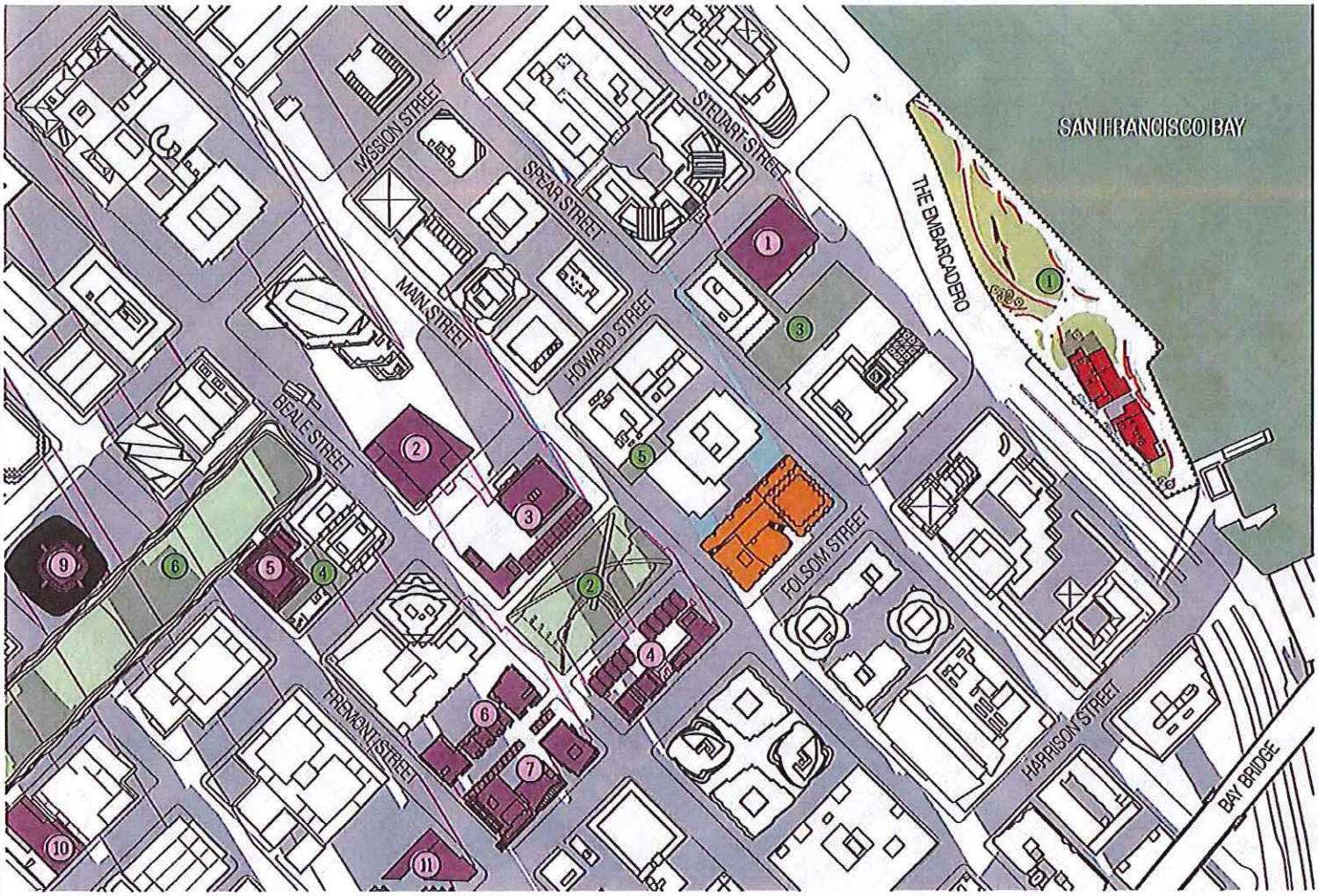

N

WINTER SOLSTICE
DECEMBER 21

10:00 AM

- Current shading conditions
- 400' Project Shadow (both colors)
- 300' Project Alternative Shadow only
- Shadow profiles of Cumulative Projects
- Grass or Unpaved Areas
- Privately-owned business
- Bench or Other Seating
- Tree

Cumulative Projects

1. 75 Howard Street
2. Transbay Block 5
3. Transbay Block 4
4. Transbay Block 2
5. 181 Fremont Street
6. 280 Beale Street
7. Transbay Block 6
8. Salesforce Tower
10. 524 Howard Street
11. Transbay Block 8

Open Spaces

1. Rincon Park
2. Transbay Park
3. Spear Street Terrace
4. Howard/Fremont Plaza
5. Main Street Plaza
6. Transbay Transit Center Park

A3.4 160 FOLSOM STREET / TRANSBAY BLOCK 1

Shadow Profiles on the Winter Solstice

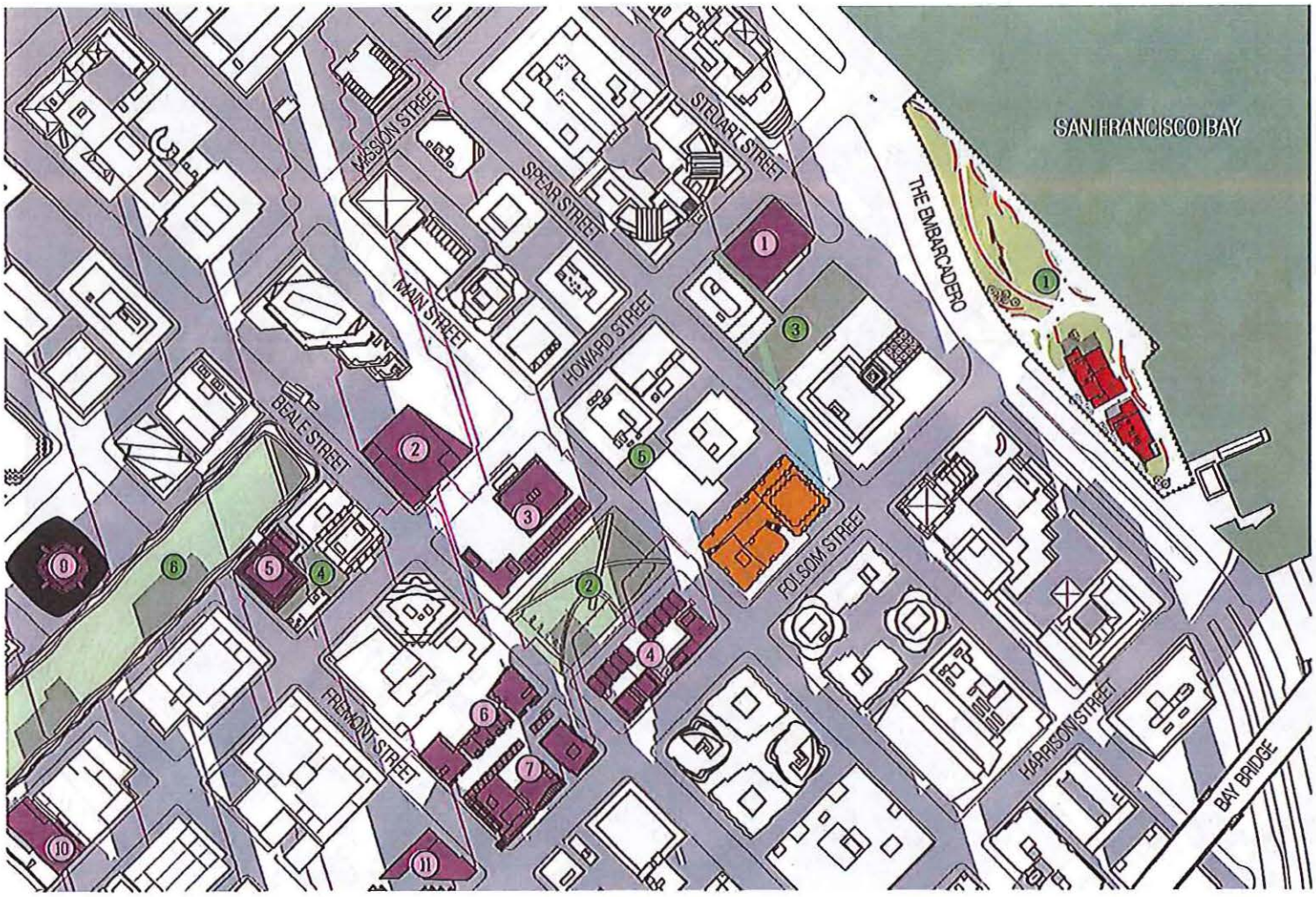

N

WINTER SOLSTICE
DECEMBER 21

11:00 AM

- Current shading conditions
- 400' Project Shadow (both colors)
- 300' Project Alternative Shadow only
- Shadow profiles of Cumulative Projects
- Grass or Unpaved Areas
- Privately-owned business
- Bench or Other Seating
- Tree

Cumulative Projects

1. 75 Howard Street
2. Transbay Block 5
3. Transbay Block 4
4. Transbay Block 2
5. 181 Fremont Street
6. 280 Beale Street
7. Transbay Block 6
9. Salesforce Tower
10. 524 Howard Street
11. Transbay Block 8

Open Spaces

1. Rincon Park
2. Transbay Park
3. Spear Street Terrace
4. Howard/Fremont Plaza
5. Main Street Plaza
6. Transbay Transit Center Park

A3.5 160 FOLSOM STREET / TRANSBAY BLOCK 1

Shadow Profiles on the Winter Solstice

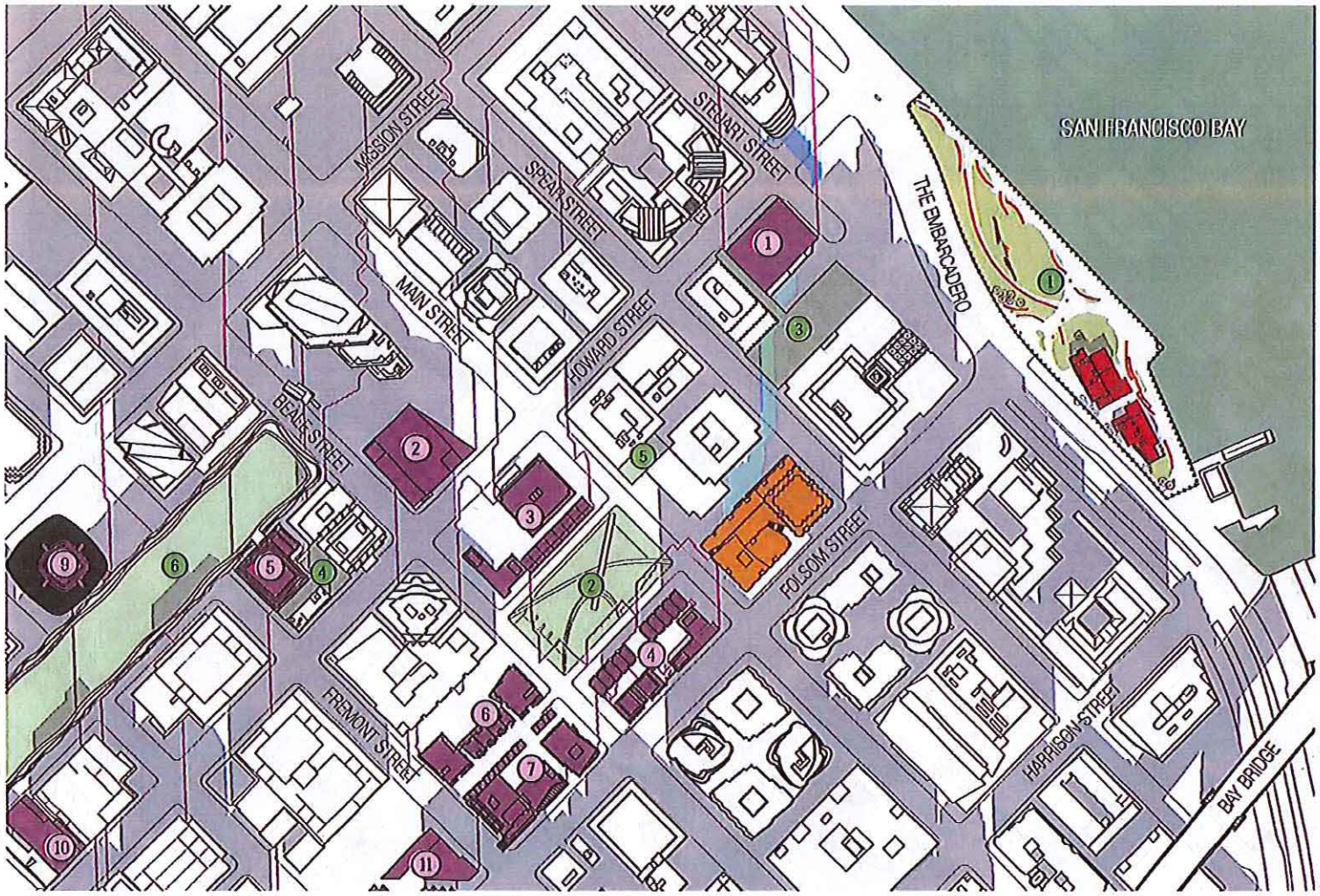

N

WINTER SOLSTICE
DECEMBER 21

12:00 PM

- Current shading conditions
- 400' Project Shadow (both colors)
- 300' Project Alternative Shadow only
- Shadow profiles of Cumulative Projects
- Grass or Unpaved Areas
- Privately-owned business
- Bench or Other Seating
- Tree

Cumulative Projects

1. 75 Howard Street
2. Transbay Block 5
3. Transbay Block 4
4. Transbay Block 2
5. 181 Fremont Street
6. 280 Beale Street
7. Transbay Block 6
9. Salesforce Tower
10. 524 Howard Street
11. Transbay Block 8

Open Spaces

1. Rincon Park
2. Transbay Park
3. Spear Street Terrace
4. Howard/Fremont Plaza
5. Main Street Plaza
6. Transbay Transit Center Park

A3.6 160 FOLSOM STREET / TRANSBAY BLOCK 1

Shadow Profiles on the Winter Solstice

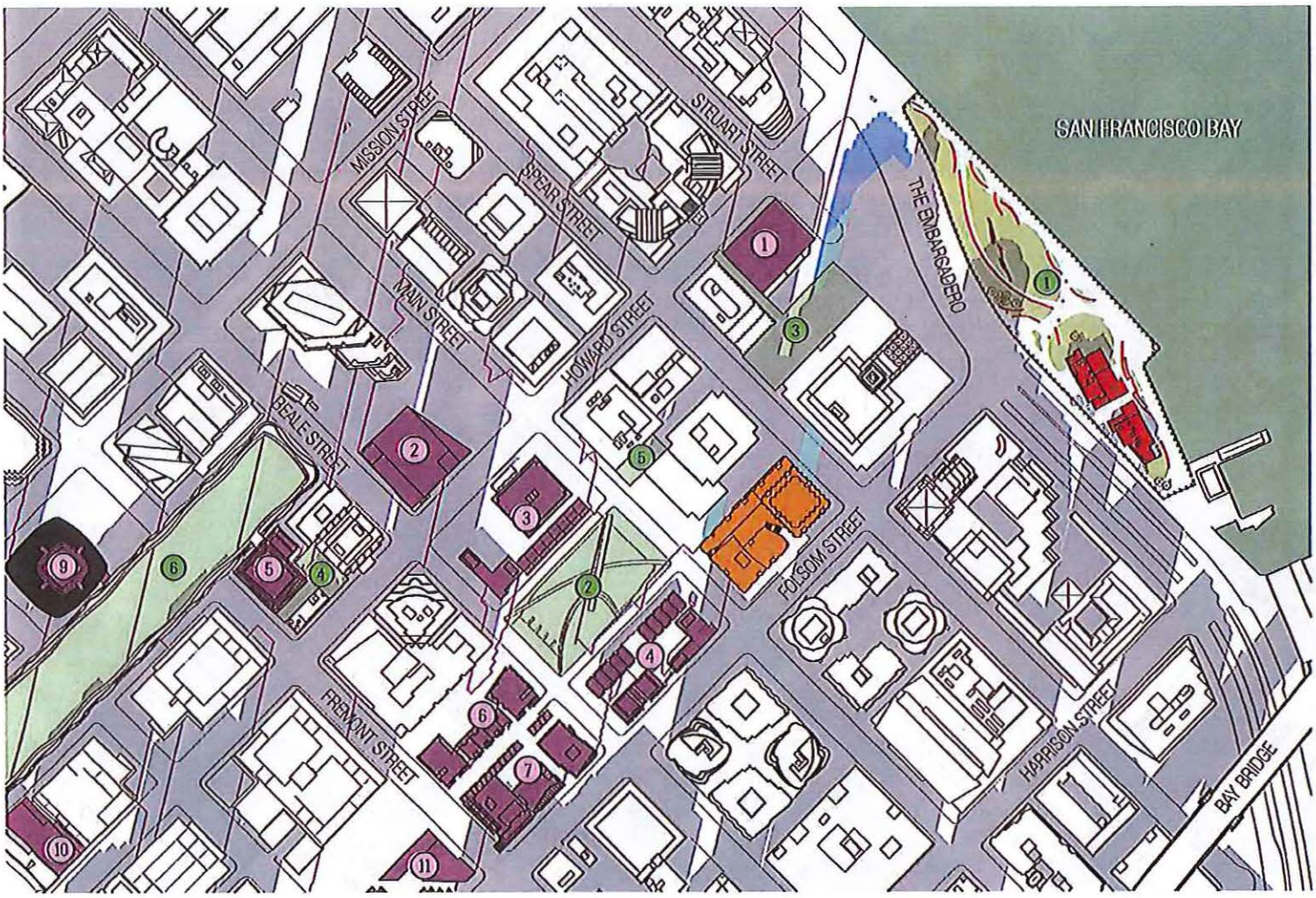

N

WINTER SOLSTICE
DECEMBER 21

1:00 PM

- Current shading conditions
- 400' Project Shadow (both colors)
- 300' Project Alternative Shadow only
- Shadow profiles of Cumulative Projects
- Grass or Unpaved Areas
- Privately-owned business
- Bench or Other Seating
- Tree

Cumulative Projects

1. 75 Howard Street
2. Transbay Block 5
3. Transbay Block 4
4. Transbay Block 2
5. 181 Fremont Street
6. 280 Beale Street
7. Transbay Block 6
9. Salesforce Tower
10. 524 Howard Street
11. Transbay Block 8

Open Spaces

1. Rincon Park
2. Transbay Park
3. Spear Street Terrace
4. Howard/Fremont Plaza
5. Main Street Plaza
6. Transbay Transit Center Park

A3.7 160 FOLSOM STREET / TRANSBAY BLOCK 1

Shadow Profiles on the Winter Solstice

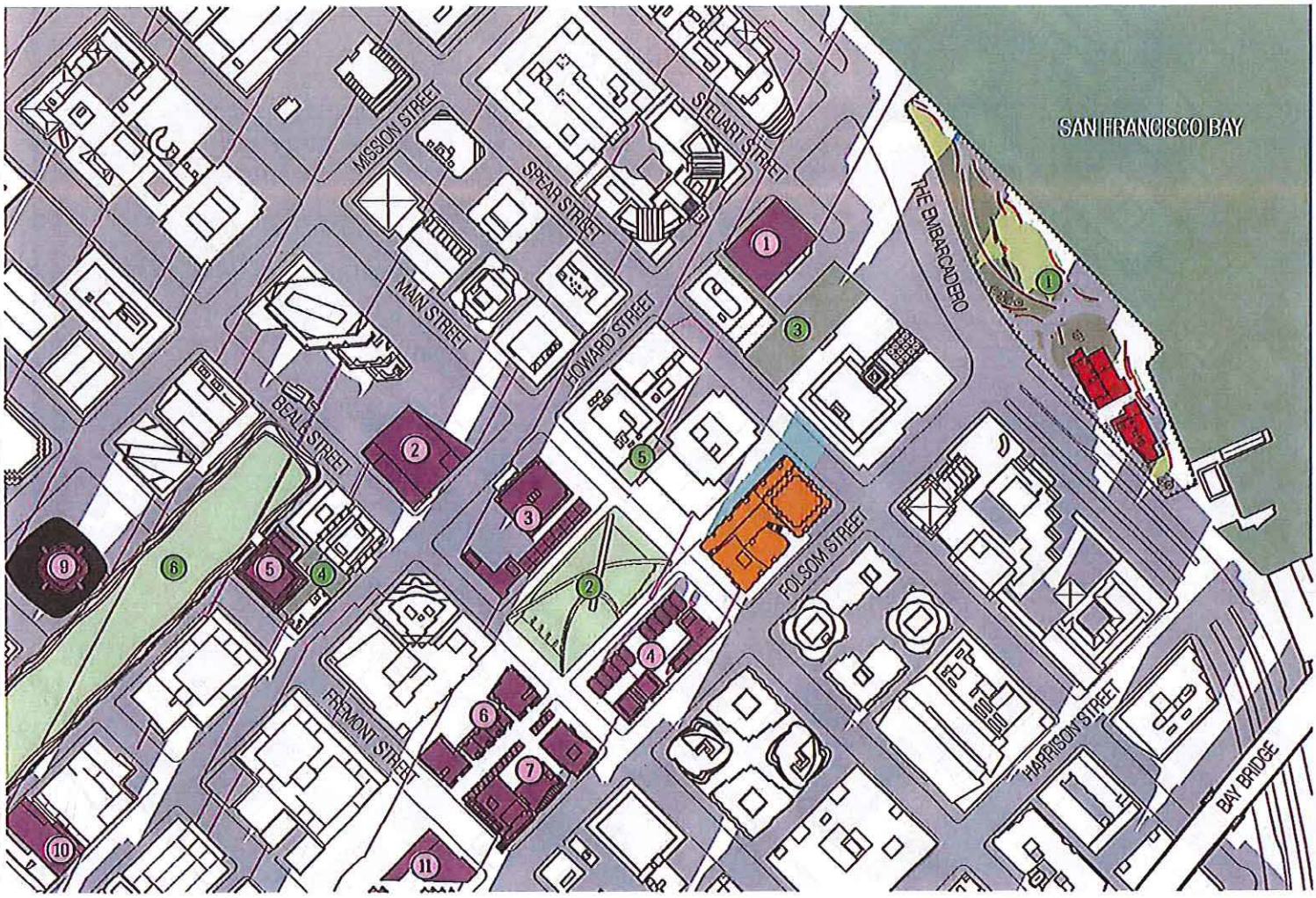

N

WINTER SOLSTICE
DECEMBER 21

2:00 PM

- Current shading conditions
- 400' Project Shadow (both colors)
- 300' Project Alternative Shadow only
- Shadow profiles of Cumulative Projects
- Grass or Unpaved Areas
- Privately-owned business
- Bench or Other Seating
- Tree

Cumulative Projects

1. 75 Howard Street
2. Transbay Block 5
3. Transbay Block 4
4. Transbay Block 2
5. 181 Fremont Street
6. 280 Beale Street
7. Transbay Block 6
9. Salesforce Tower
10. 524 Howard Street
11. Transbay Block 8

Open Spaces

1. Rincon Park
2. Transbay Park
3. Spear Street Terrace
4. Howard/Fremont Plaza
5. Main Street Plaza
6. Transbay Transit Center Park

A3.8 160 FOLSOM STREET / TRANSBAY BLOCK 1

Shadow Profiles on the Winter Solstice

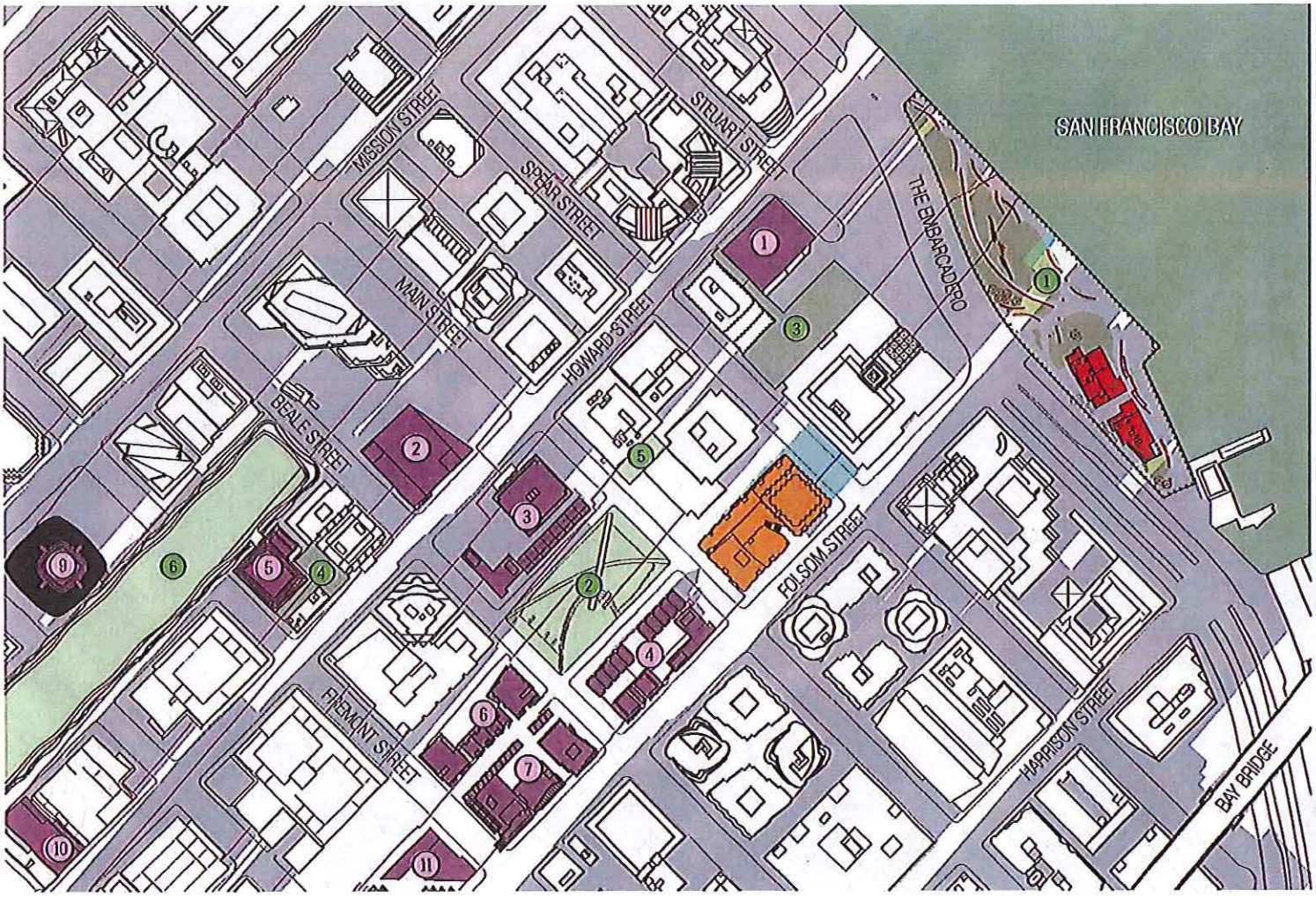

N

WINTER SOLSTICE
DECEMBER 21

3:00 PM

- Current shading conditions
- 400' Project Shadow (both colors)
- 300' Project Alternative Shadow only
- Shadow profiles of Cumulative Projects
- Grass or Unpaved Areas
- Privately-owned business
- Bench or Other Seating
- Tree

Cumulative Projects

1. 75 Howard Street
2. Transbay Block 5
3. Transbay Block 4
4. Transbay Block 2
5. 181 Fremont Street
6. 280 Beale Street
7. Transbay Block 6
8. Salesforce Tower
10. 524 Howard Street
11. Transbay Block 8

Open Spaces

1. Rincon Park
2. Transbay Park
3. Spear Street Terrace
4. Howard/Fremont Plaza
5. Main Street Plaza
6. Transbay Transit Center Park

A3.9 160 FOLSOM STREET / TRANSBAY BLOCK 1

Shadow Profiles on the Winter Solstice

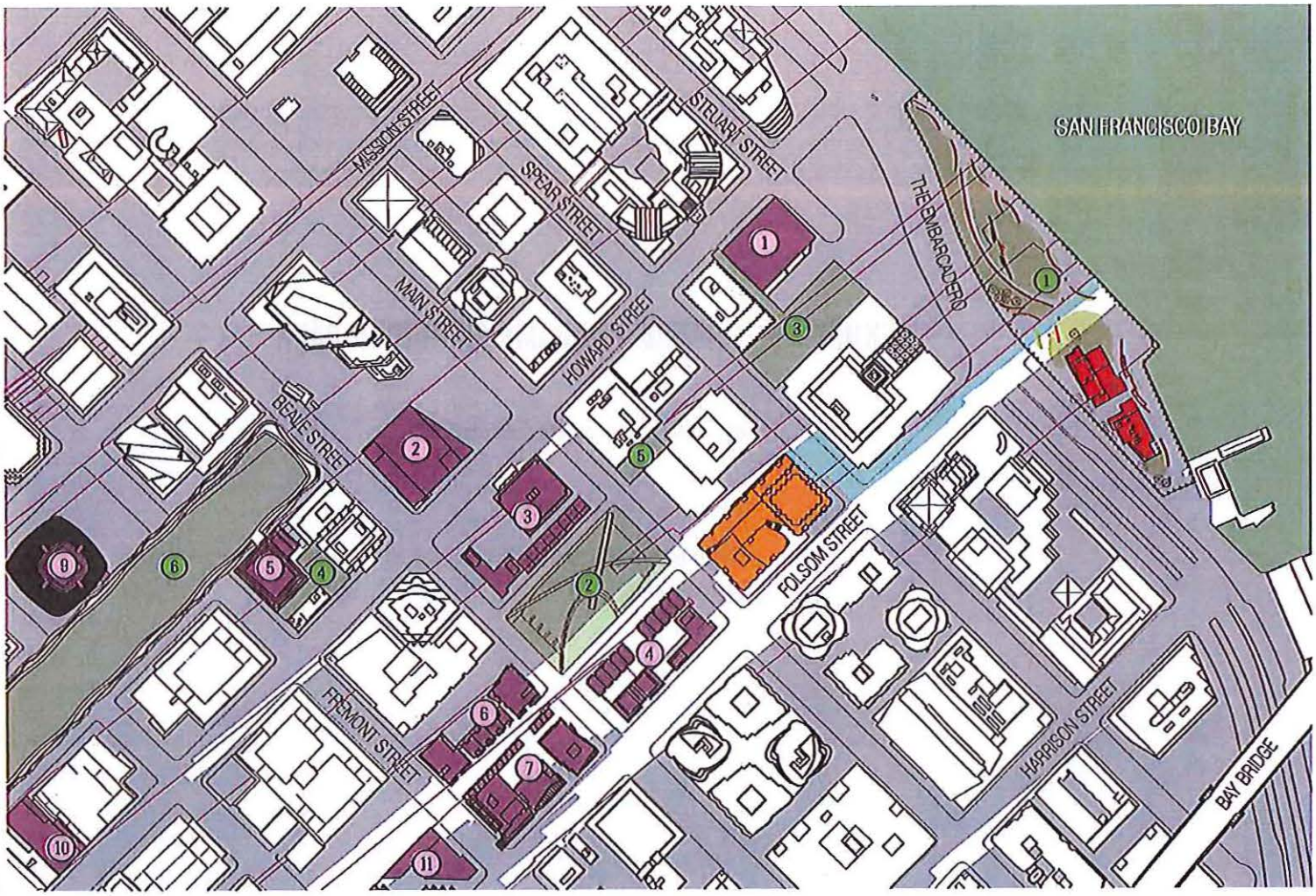

N

WINTER SOLSTICE
DECEMBER 21

3:55 PM

- Current shading conditions
- 400' Project Shadow (both colors)
- 300' Project Alternative Shadow only
- Shadow profiles of Cumulative Projects
- Grass or Unpaved Areas
- Privately-owned business
- Bench or Other Seating
- Tree

Cumulative Projects

1. 75 Howard Street
2. Transbay Block 5
3. Transbay Block 4
4. Transbay Block 2
5. 181 Fremont Street
6. 280 Beale Street
7. Transbay Block 6
9. Salesforce Tower
10. 524 Howard Street
11. Transbay Block 8

Open Spaces

1. Rincon Park
2. Transbay Park
3. Spear Street Terrace
4. Howard/Fremont Plaza
5. Main Street Plaza
6. Transbay Transit Center Park

EXHIBIT B: SHADOW DIAGRAMS ON RINCON PARK

B1: Full-year Aggregate Shadow Fan

B2: Day of Maximum Shading

Diagrams at one hour intervals starting one hour after sunrise to one hour prior to sunset.

B1

160 FOLSOM STREET / TRANSBAY BLOCK 1

Aggregate annual new project shadows for Rincon Park

N

AGGREGATE ANNUAL SHADOWS CAST DURING SECTION 295 HOURS ANNUALLY

FULL YEAR

- Current shading conditions
- 400' Project Shadow (both colors)
- 300' Project Alternative Shadow only
- Open Space Perimeter
- Grass and Unpaved Areas
- Privately-owned business
- Bench or Other Seating
- Tree
- Open Spaces
  - 1 Rincon Park
  - 3 Spear Street Terrace
- Cumulative Projects
  - 1 75 Howard Street

B2.1 160 FOLSOM STREET / TRANSBAY BLOCK 1

Shadow Profiles on the date of maximum shading for Rincon Park

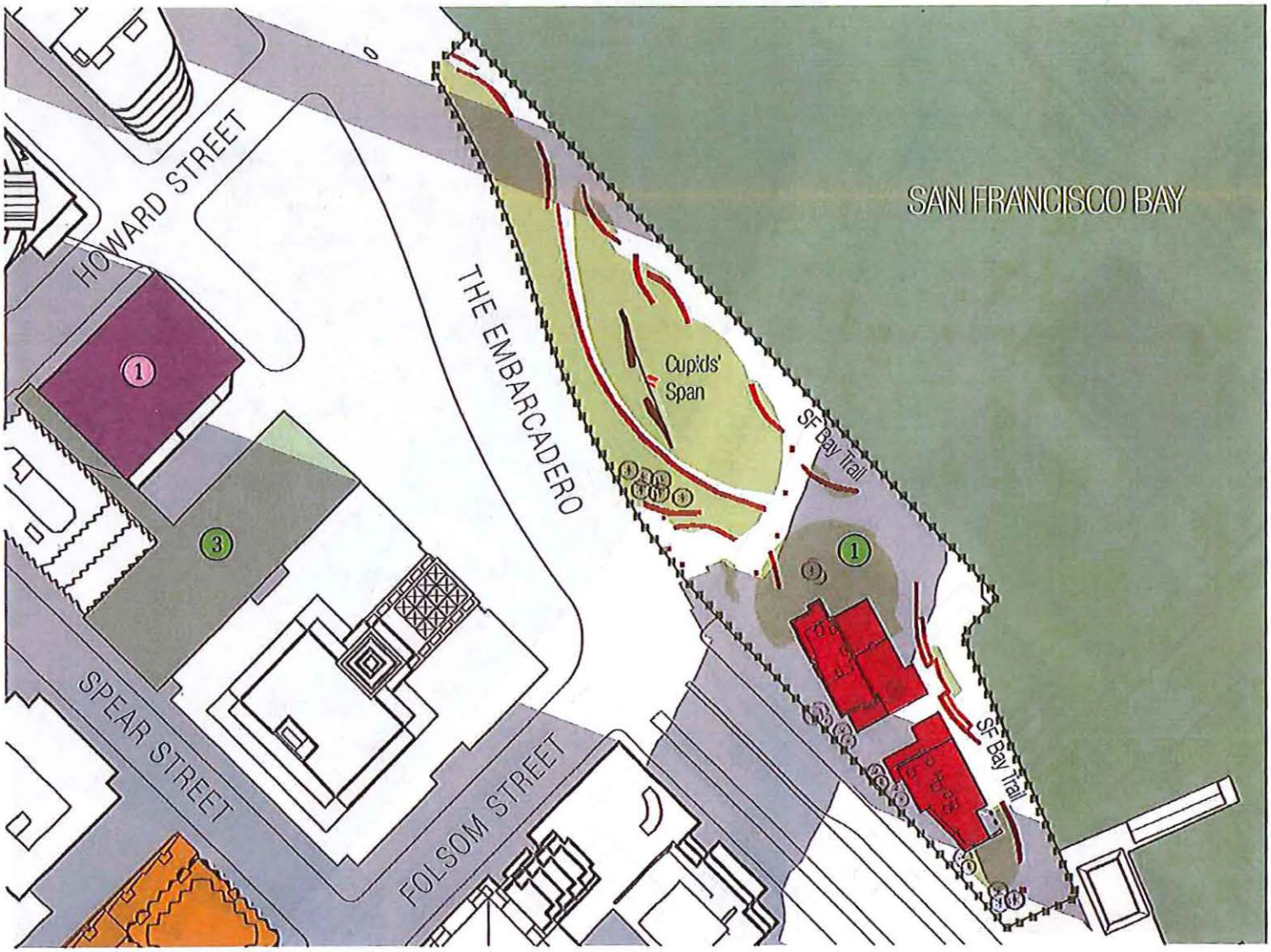

N

DATES OF MAXIMUM SHADING
FEBRUARY 23 / OCTOBER 18

8:21 AM

- Current shading conditions
- 400' Project Shadow (both colors)
- 300' Project Alternative Shadow only
- Shadow profiles of Cumulative Projects
- Open Space Perimeter
- Grass and Unpaved Areas
- Privately-owned business
- Bench or Other Seating
- Tree
- Open Spaces
  - 1 Rincon Park
  - 3 Spear Street Terrace
- Cumulative Projects
  - 1 75 Howard Street

B2.2 160 FOLSOM STREET / TRANSBAY BLOCK 1

Shadow Profiles on the date of maximum shading for Rincon Park

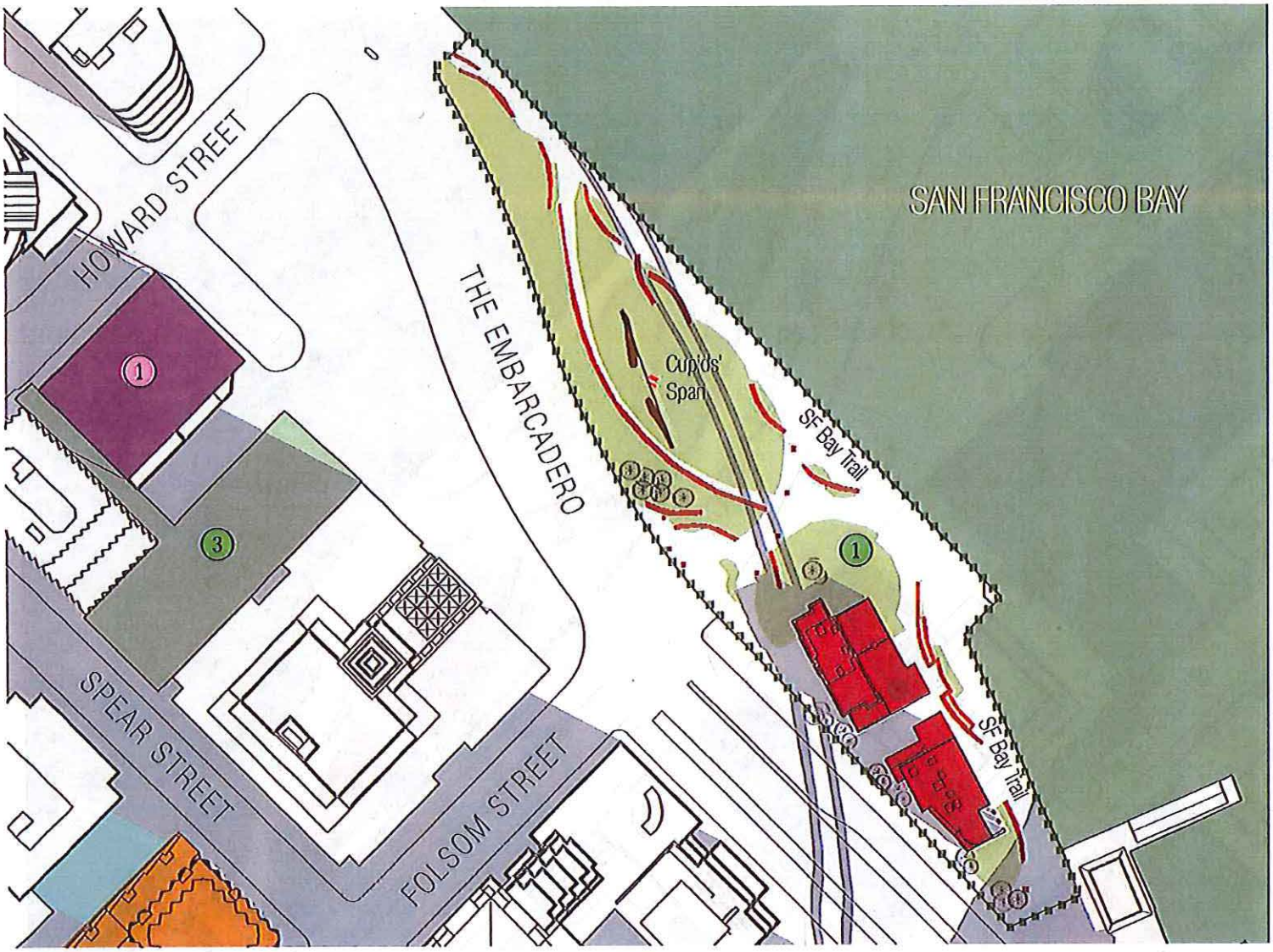

N

DATES OF MAXIMUM SHADING
FEBRUARY 23 / OCTOBER 18

9:00 AM

- Current shading conditions
- 400' Project Shadow (both colors)
- 300' Project Alternative Shadow only
- Shadow profiles of Cumulative Projects
- Open Space Perimeter
- Grass and Unpaved Areas
- Privately-owned business
- Bench or Other Seating
- Tree
- Open Spaces
  - 1 Rincon Park
  - 3 Spear Street Terrace
- Cumulative Projects
  - 1 75 Howard Street

B2.3 160 FOLSOM STREET / TRANSBAY BLOCK 1

Shadow Profiles on the date of maximum shading for Rincon Park

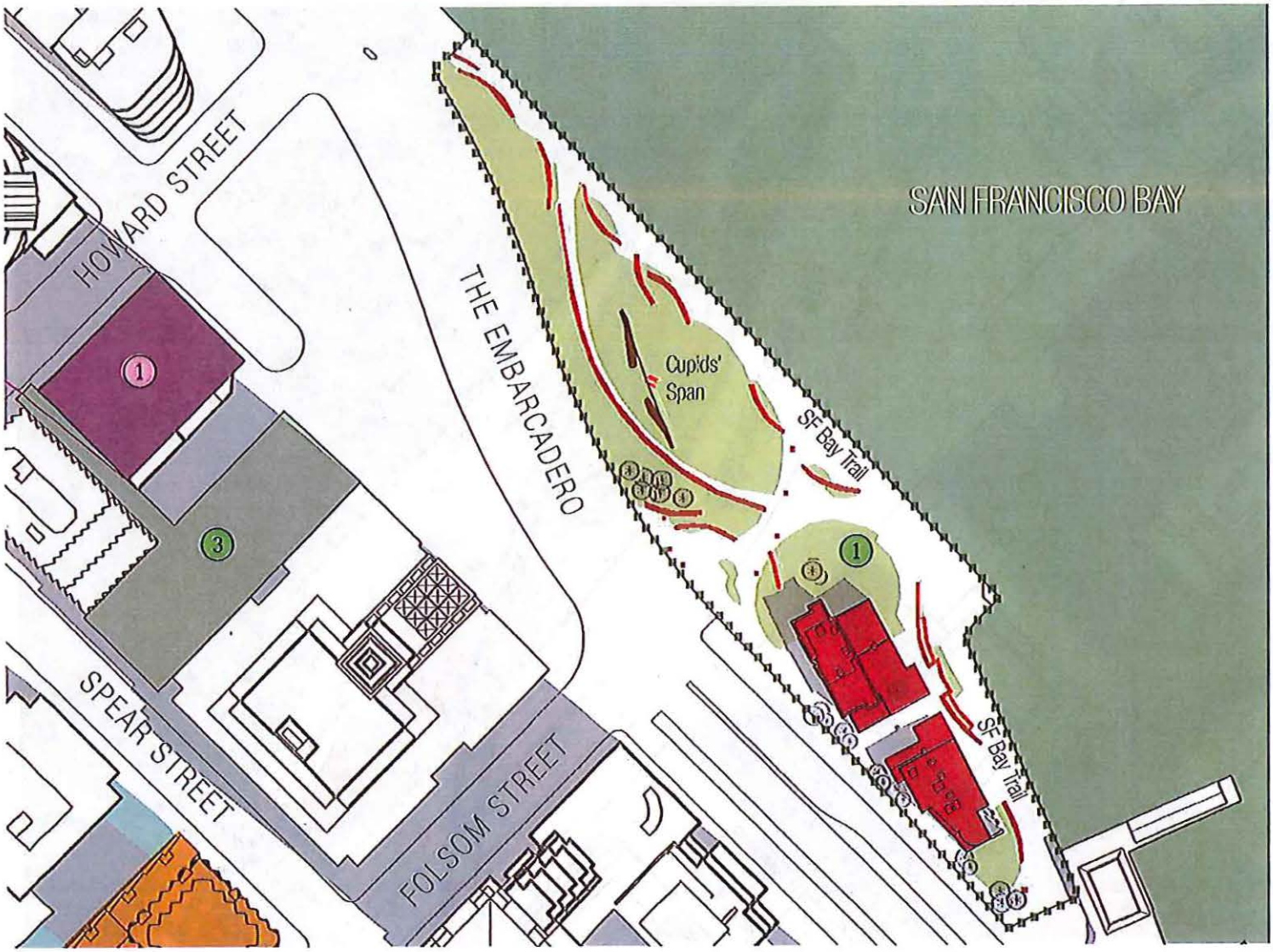

N

DATES OF MAXIMUM SHADING
FEBRUARY 23 / OCTOBER 18

10:00 AM

- Current shading conditions
- 400' Project Shadow (both colors)
- 300' Project Alternative Shadow only
- Shadow profiles of Cumulative Projects
- Open Space Perimeter
- Grass and Unpaved Areas
- Privately-owned business
- Bench or Other Seating
- Tree
- Open Spaces
  - 1 Rincon Park
  - 3 Spear Street Terrace
- Cumulative Projects
  - 1 75 Howard Street

B2.4 160 FOLSOM STREET / TRANSBAY BLOCK 1

Shadow Profiles on the date of maximum shading for Rincon Park

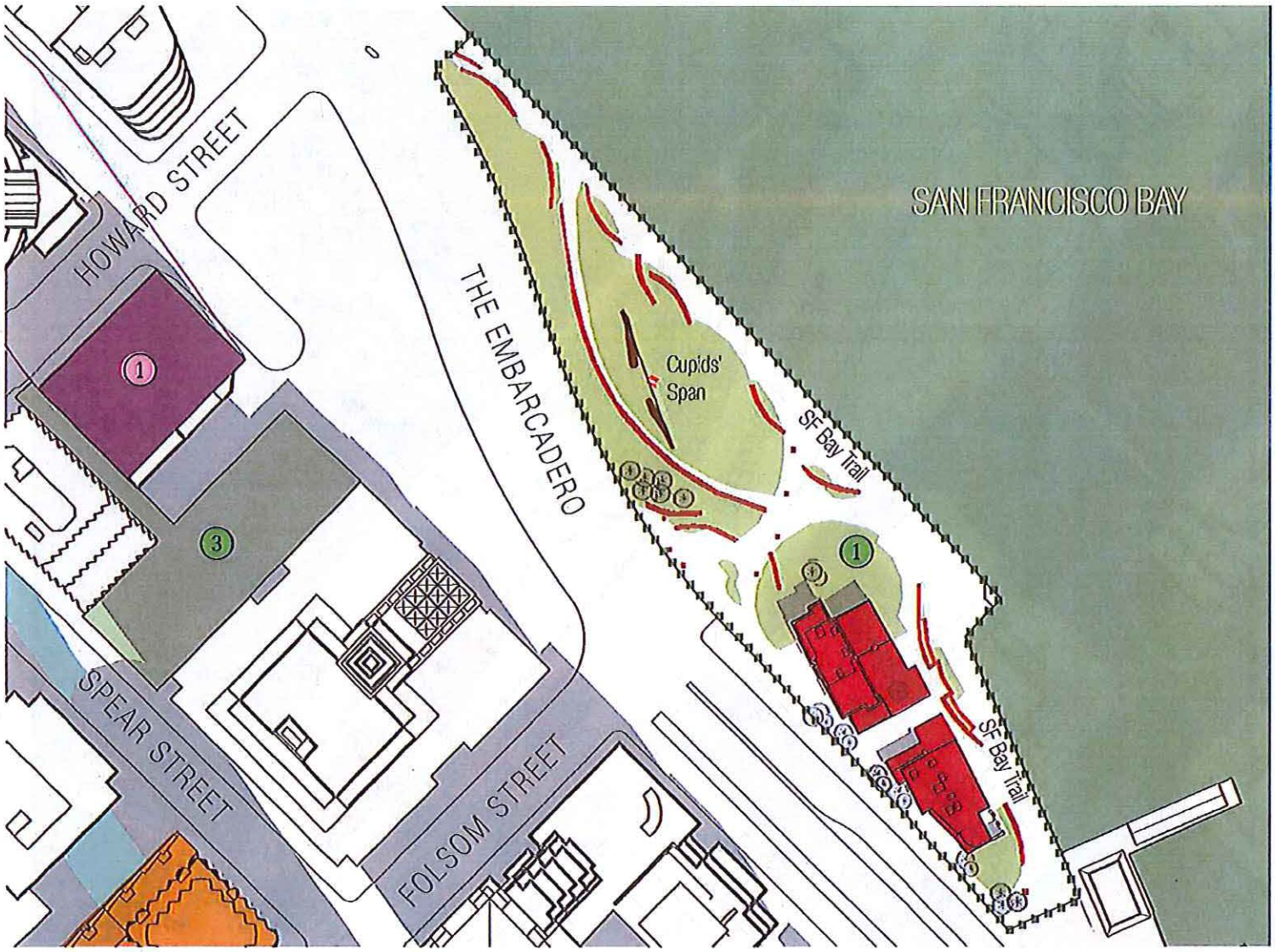

N

DATES OF MAXIMUM SHADING
FEBRUARY 23 / OCTOBER 18

11:00 AM

- Current shading conditions
- 400' Project Shadow (both colors)
- 300' Project Alternative Shadow only
- Shadow profiles of Cumulative Projects
- Open Space Perimeter
- Grass and Unpaved Areas
- Privately-owned business
- Bench or Other Seating
- Tree
- Open Spaces
  - 1 Rincon Park
  - 3 Spear Street Terrace
- Cumulative Projects
  - 1 75 Howard Street

B2.5 160 FOLSOM STREET / TRANSBAY BLOCK 1

Shadow Profiles on the date of maximum shading for Rincon Park

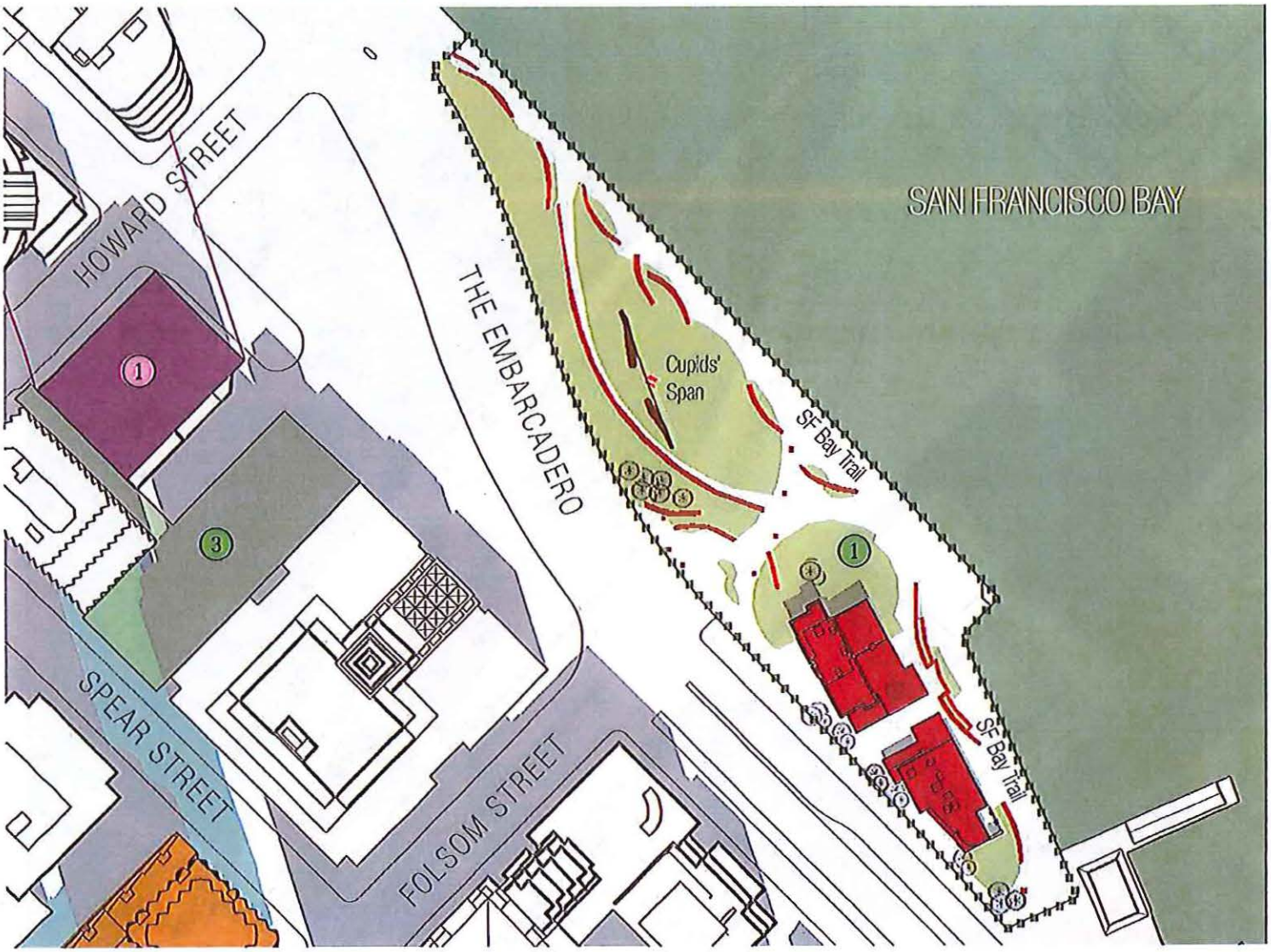

N

DATES OF MAXIMUM SHADING
FEBRUARY 23 / OCTOBER 18

12:00 PM

- Current shading conditions
- 400' Project Shadow (both colors)
- 300' Project Alternative Shadow only
- Shadow profiles of Cumulative Projects
- Open Space Perimeter
- Grass and Unpaved Areas
- Privately-owned business
- Bench or Other Seating
- Tree
- Open Spaces
  - 1 Rincon Park
  - 3 Spear Street Terrace
- Cumulative Projects
  - 1 75 Howard Street

B2.6 160 FOLSOM STREET / TRANSBAY BLOCK 1

Shadow Profiles on the date of maximum shading for Rincon Park

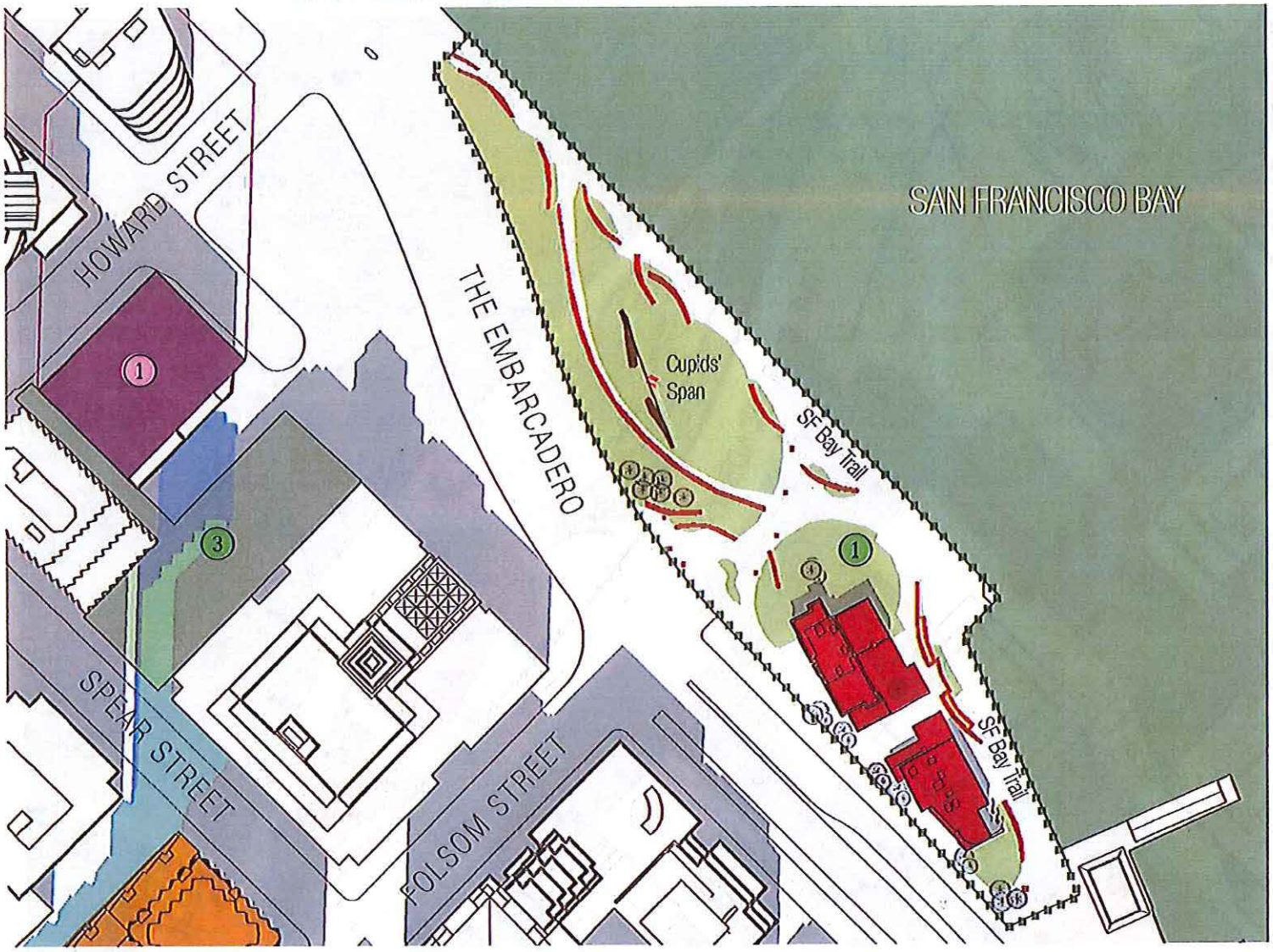

N

DATES OF MAXIMUM SHADING
FEBRUARY 23 / OCTOBER 18

1:00 PM

- Current shading conditions
- 400' Project Shadow (both colors)
- 300' Project Alternative Shadow only
- Shadow profiles of Cumulative Projects
- Open Space Perimeter
- Grass and Unpaved Areas
- Privately-owned business
- Bench or Other Seating
- Tree
- Open Spaces
  - 1 Rincon Park
  - 3 Spear Street Terrace
- Cumulative Projects
  - 1 75 Howard Street

B2.7 160 FOLSOM STREET / TRANSBAY BLOCK 1

Shadow Profiles on the date of maximum shading for Rincon Park

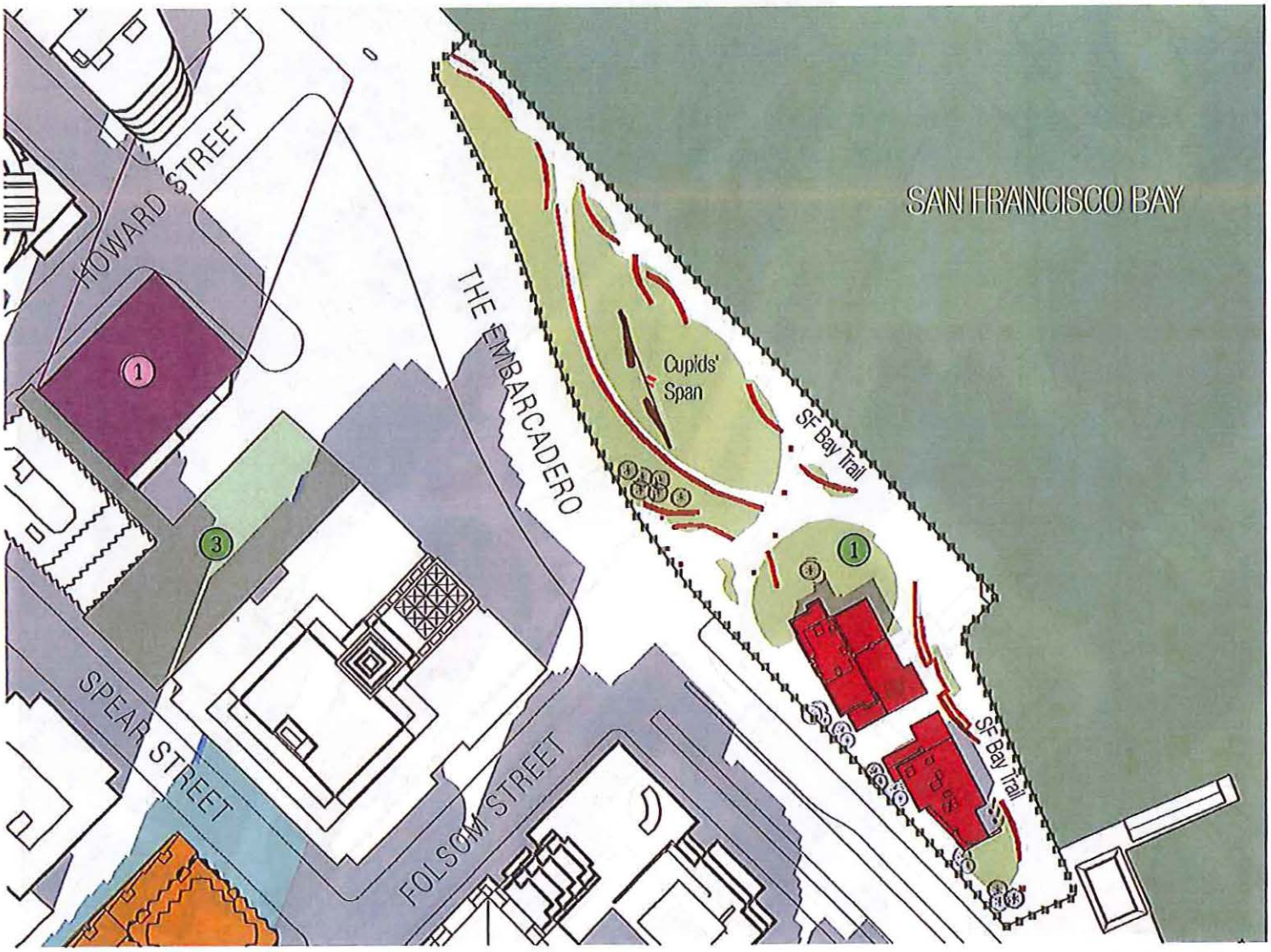

N

DATES OF MAXIMUM SHADING
FEBRUARY 23 / OCTOBER 18

2:00 PM

- Current shading conditions
- 400' Project Shadow (both colors)
- 300' Project Alternative Shadow only
- Shadow profiles of Cumulative Projects
- Open Space Perimeter
- Grass and Unpaved Areas
- Privately-owned business
- Bench or Other Seating
- Tree
- Open Spaces
  - 1 Rincon Park
  - 3 Spear Street Terrace
- Cumulative Projects
  - 1 75 Howard Street

B2.8 160 FOLSOM STREET / TRANSBAY BLOCK 1

Shadow Profiles on the date of maximum shading for Rincon Park

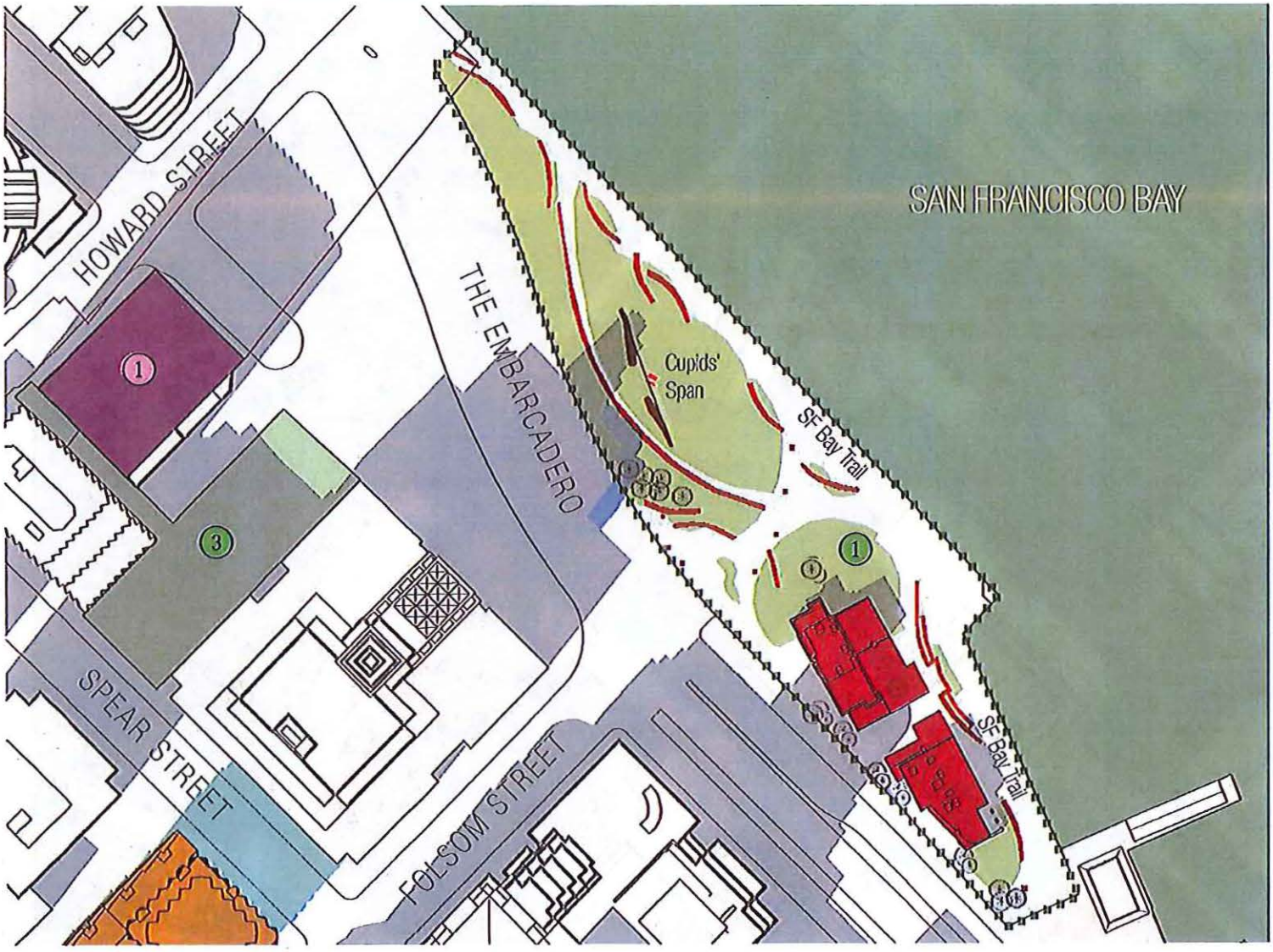

N

DATES OF MAXIMUM SHADING
FEBRUARY 23 / OCTOBER 18

3:00 PM

- Current shading conditions
- 400' Project Shadow (both colors)
- 300' Project Alternative Shadow only
- Shadow profiles of Cumulative Projects
- Open Space Perimeter
- Grass and Unpaved Areas
- Privately-owned business
- Bench or Other Seating
- Tree
- Open Spaces
  - 1 Rincon Park
  - 3 Spear Street Terrace
- Cumulative Projects
  - 11 75 Howard Street

B2.9 160 FOLSOM STREET / TRANSBAY BLOCK 1

Shadow Profiles on the date of maximum shading for Rincon Park

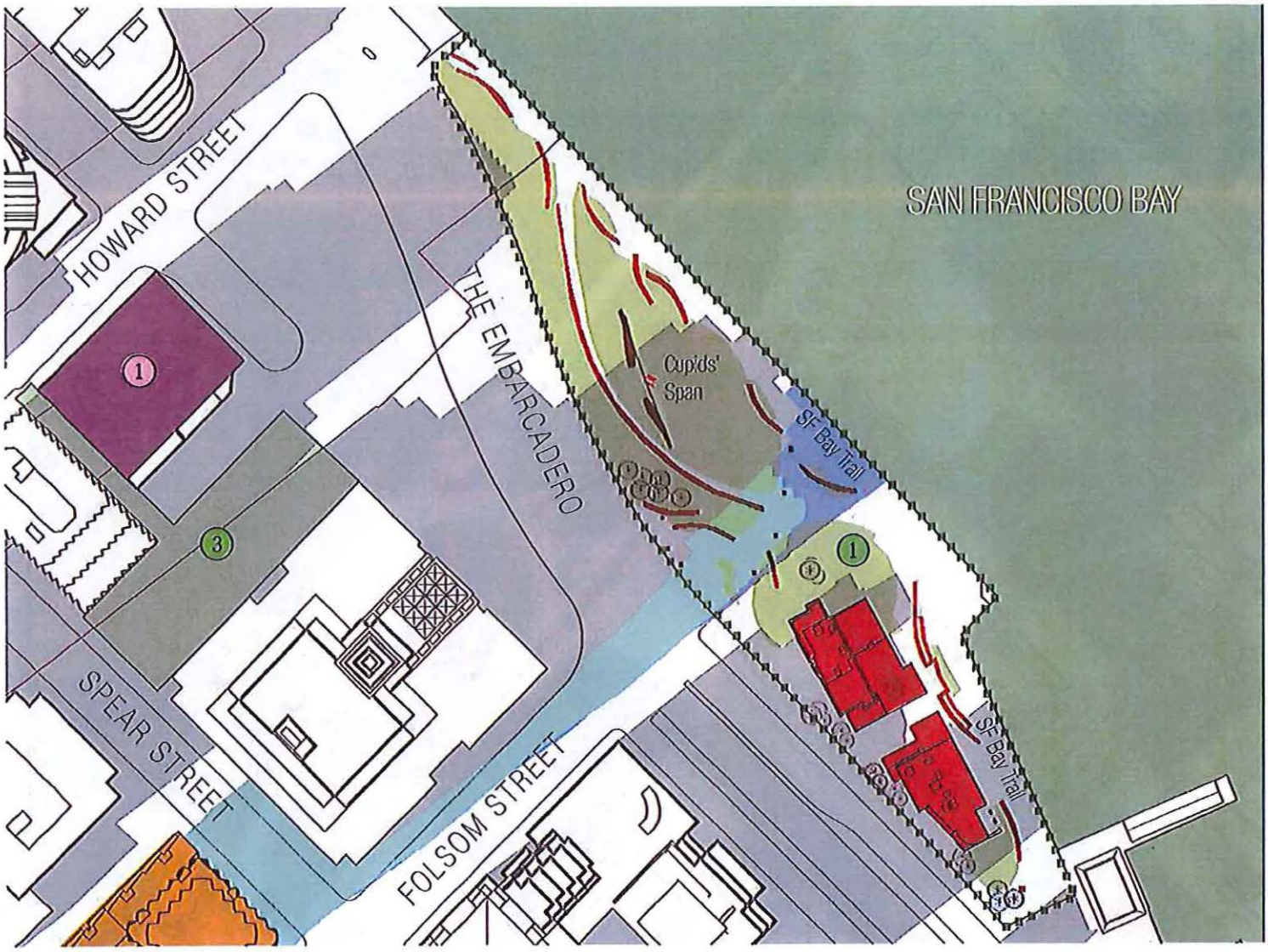

N

DATES OF MAXIMUM SHADING
FEBRUARY 23 / OCTOBER 18

4:00 PM

- Current shading conditions
- 400' Project Shadow (both colors)
- 300' Project Alternative Shadow only
- Shadow profiles of Cumulative Projects
- Open Space Perimeter
- Grass and Unpaved Areas
- Privately-owned business
- Bench or Other Seating
- Tree
- Open Spaces
  - 1 Rincon Park
  - 3 Spear Street Terrace
- Cumulative Projects
  - 1 75 Howard Street

B2.10 160 FOLSOM STREET / TRANSBAY BLOCK 1

Shadow Profiles on the date of maximum shading for Rincon Park

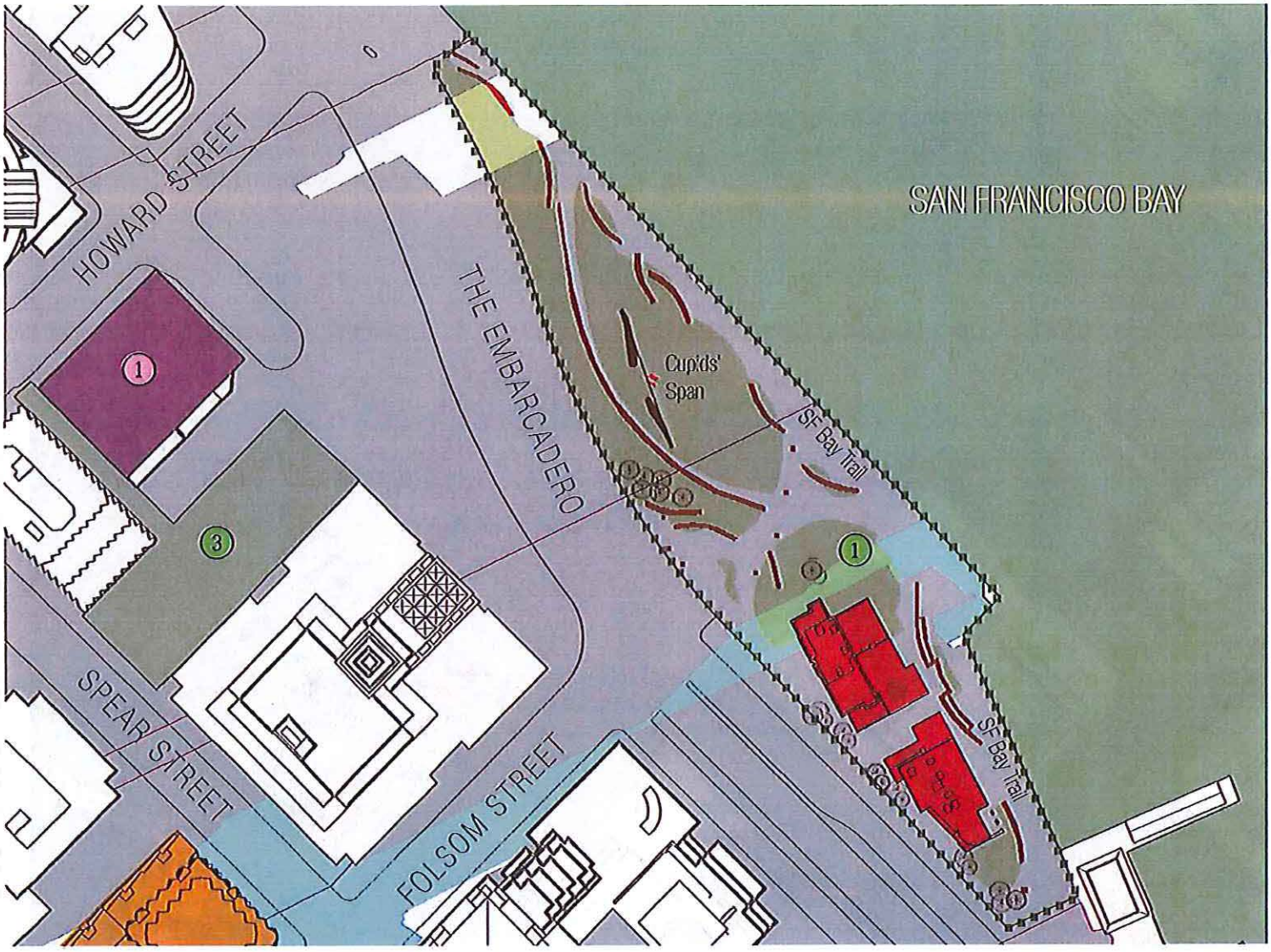

N

DATES OF MAXIMUM SHADING
FEBRUARY 23 / OCTOBER 18

5:00 PM

- Current shading conditions
- 400' Project Shadow (both colors)
- 300' Project Alternative Shadow only
- Shadow profiles of Cumulative Projects
- Open Space Perimeter
- Grass and Unpaved Areas
- Privately-owned business
- Bench or Other Seating
- Tree
- Open Spaces
  - 1 Rincon Park
  - 3 Spear Street Terrace
- Cumulative Projects
  - 1 75 Howard Street

B2.11 160 FOLSOM STREET / TRANSBAY BLOCK 1

Shadow Profiles on the date of maximum shading for Rincon Park

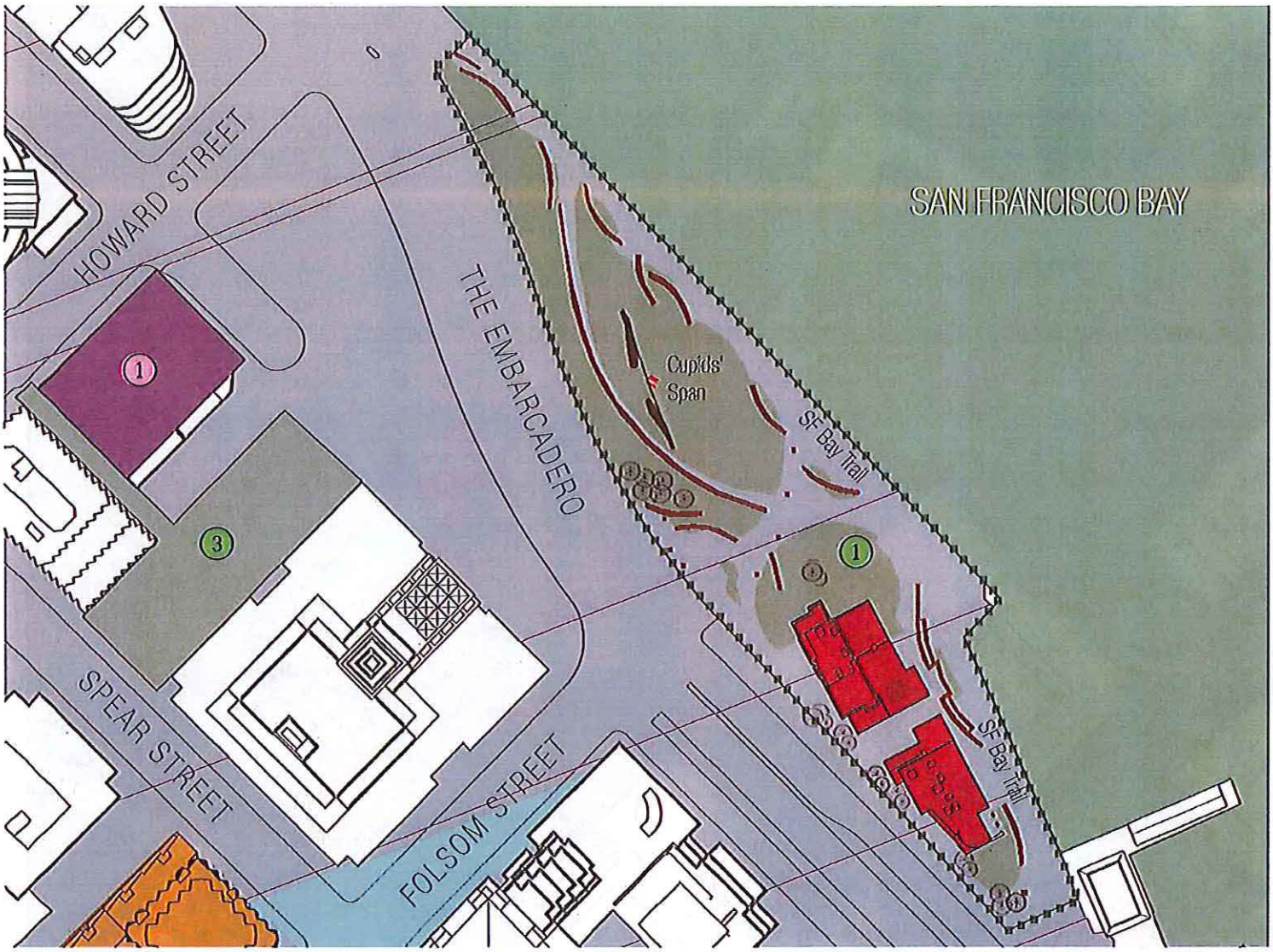

N

DATES OF MAXIMUM SHADING
FEBRUARY 23 / OCTOBER 18

5:28 PM

- Current shading conditions
- 400' Project Shadow (both colors)
- 300' Project Alternative Shadow only
- Shadow profiles of Cumulative Projects
- Open Space Perimeter
- Grass and Unpaved Areas
- Privately-owned business
- Bench or Other Seating
- Tree
- Open Spaces
  - 1 Rincon Park
  - 3 Spear Street Terrace
- Cumulative Projects
  - 1 75 Howard Street

EXHIBIT C: SHADOW DIAGRAMS ON TRANSBAY PARK

C1: Full-year Aggregate Shadow Fan

C2: Day of Maximum Shading

Diagrams at one hour intervals starting one hour after sunrise to one hour prior to sunset.

PREVISION DESIGN

C1

160 FOLSOM STREET / TRANSBAY BLOCK 1

Aggregate annual new project shadows on Transbay Park

N

AGGREGATE ANNUAL SHADOWS CAST DURING SECTION 295 HOURS ANNUALLY

FULL YEAR

- Current shading conditions
- 400' Project Shadow (both colors)
- 300' Project Alternative Shadow only
- Open Space Perimeter
- Grass and Unpaved Areas
- zBench or Other Seating
- Tree

Open Spaces
- 2 Transbay Park
- 5 Main Street Plaza

Cumulative Projects
- 2 Transbay Block 5
- 3 Transbay Block 4
- 4 Transbay Block 2
- 6 280 Beale Street

PREVISION DESIGN

C2.1 160 FOLSOM STREET / TRANSBAY BLOCK 1

Shadow Profiles on the date of maximum shading on Transbay Park

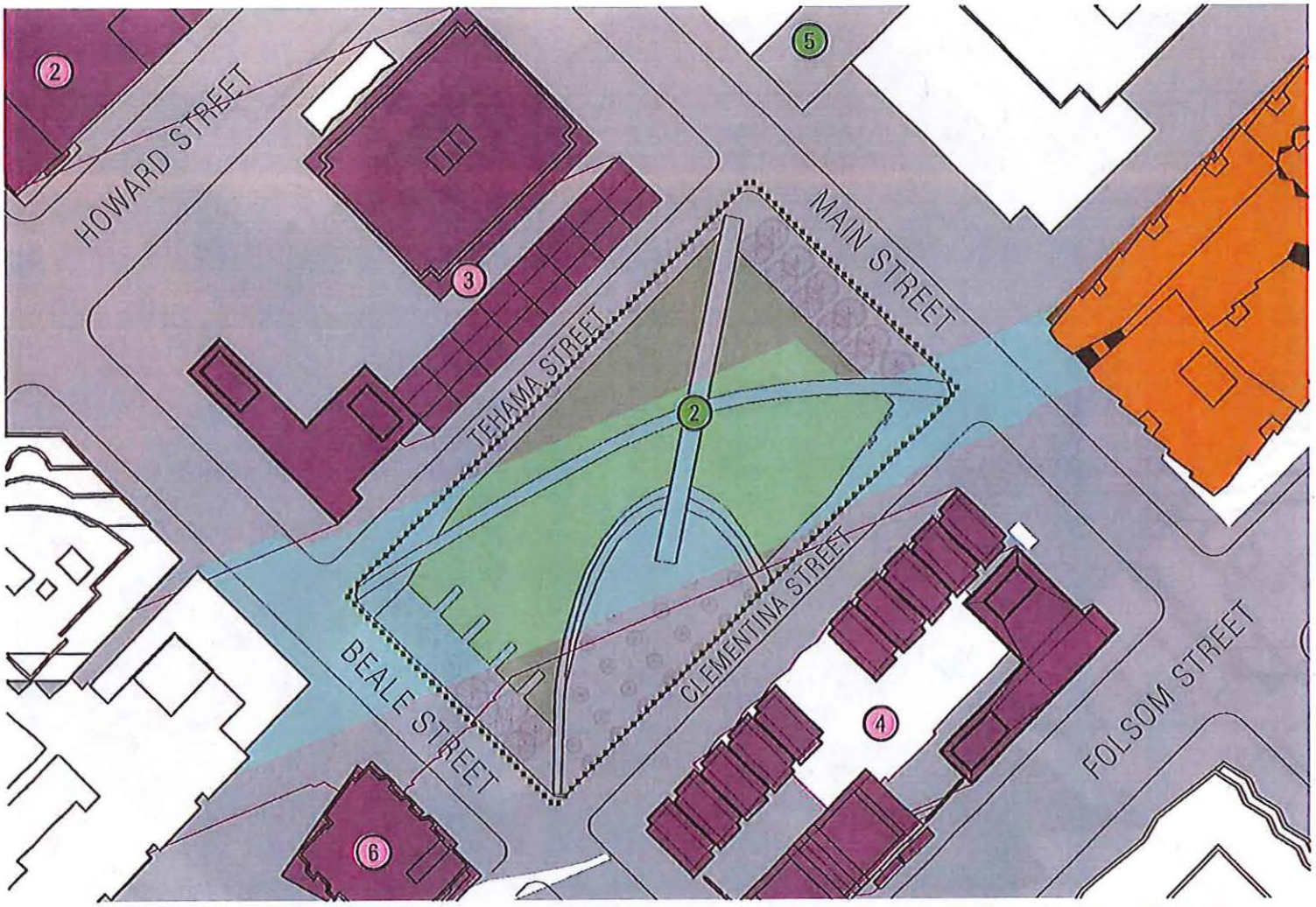

N

DATE OF MAX SHADING
JUNE 21

6:48 AM

- Current shading conditions
- 400' Project Shadow (both colors)
- 300' Project Alternative Shadow only
- Shadow profiles of Cumulative Projects
- Open Space Perimeter
- Grass and Unpaved Areas
- Bench or Other Seating
- Tree

Open Spaces
- 2 Transbay Park
- 5 Main Street Plaza

Cumulative Projects
- 2 Transbay Block 5
- 3 Transbay Block 4
- 4 Transbay Block 2
- 6 280 Beale Street

PREVISION DESIGN

C2.2 160 FOLSOM STREET / TRANSBAY BLOCK 1

Shadow Profiles on the date of maximum shading on Transbay Park

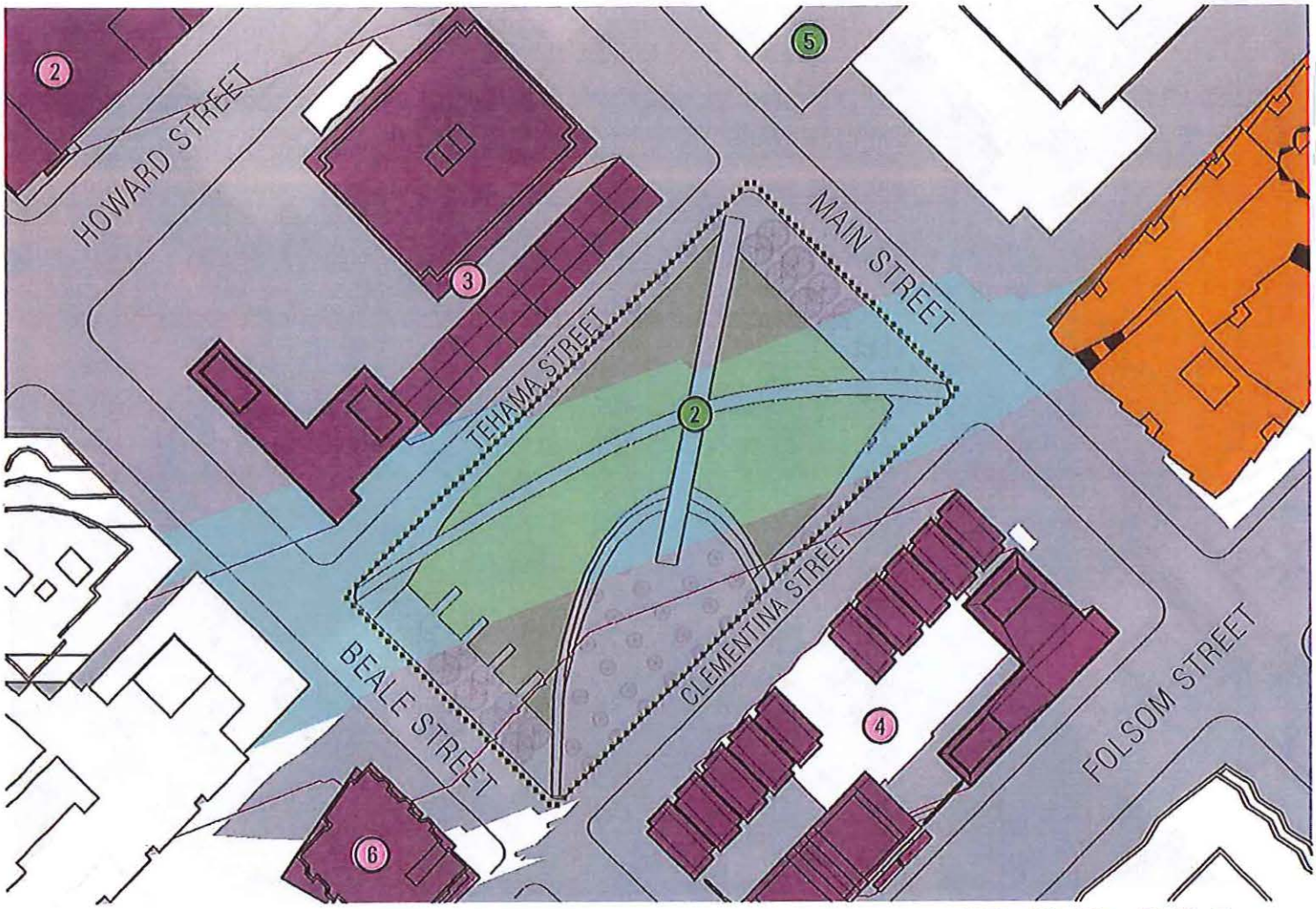

N

DATE OF MAX SHADING
JUNE 21

7:00 AM

- Current shading conditions
- 400' Project Shadow (both colors)
- 300' Project Alternative Shadow only
- Shadow profiles of Cumulative Projects
- Open Space Perimeter
- Grass and Unpaved Areas
- Bench or Other Seating
- Tree

Open Spaces
- 2 Transbay Park
- 6 Main Street Plaza

Cumulative Projects
- 2 Transbay Block 5
- 3 Transbay Block 4
- 4 Transbay Block 2
- 6 280 Beale Street

PREVISION DESIGN

C2.3 160 FOLSOM STREET / TRANSBAY BLOCK 1

Shadow Profiles on the date of maximum shading on Transbay Park

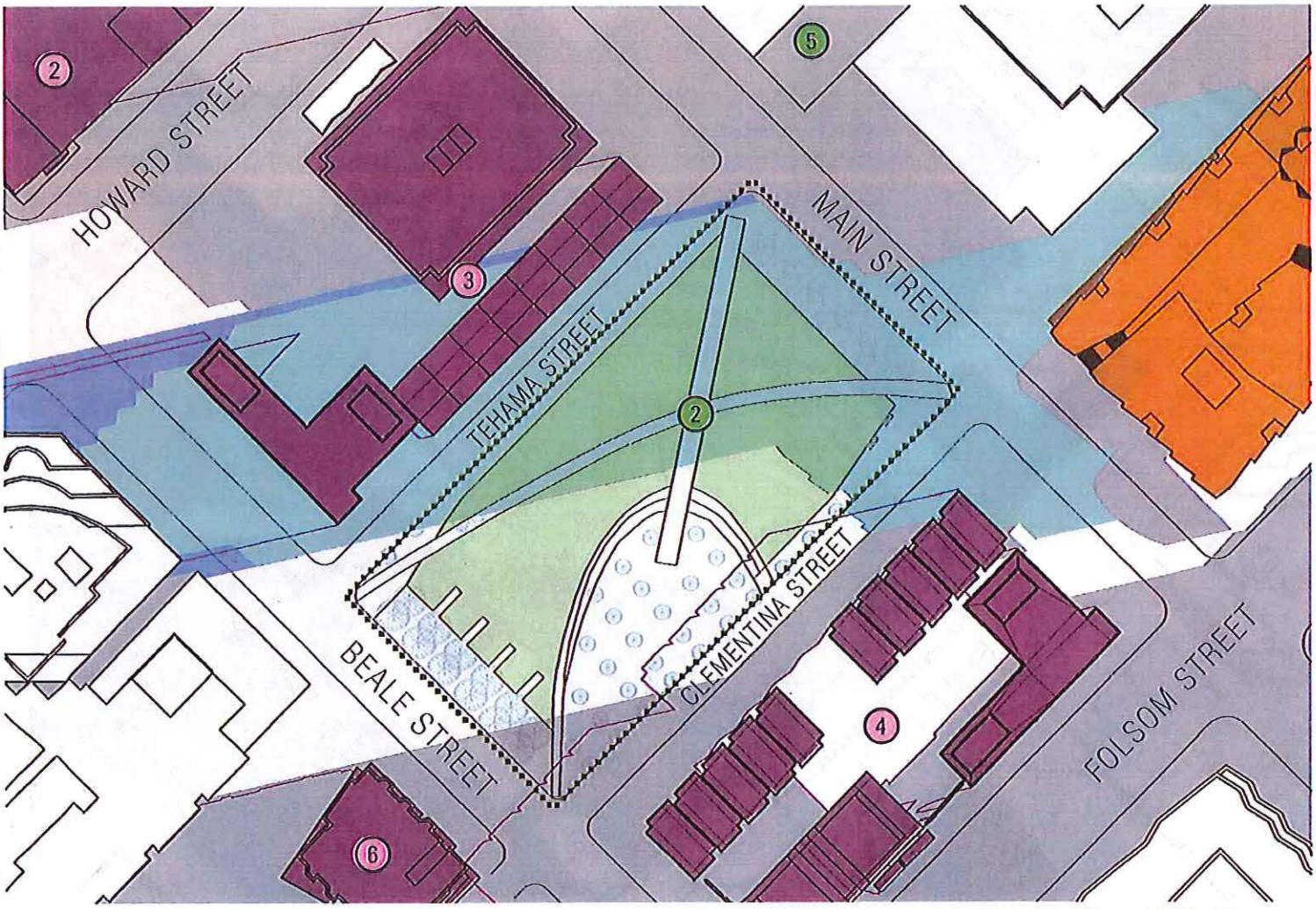

N

DATE OF MAX SHADING
JUNE 21

8:00 AM

- Current shading conditions
- 400' Project Shadow (both colors)
- 300' Project Alternative Shadow only
- Shadow profiles of Cumulative Projects
- Open Space Perimeter
- Grass and Unpaved Areas
- Bench or Other Seating
- Tree

Open Spaces
- 2 Transbay Park
- 6 Main Street Plaza

Cumulative Projects
- 2 Transbay Block 5
- 3 Transbay Block 4
- 4 Transbay Block 2
- 6 280 Beale Street

PREVISION DESIGN

C2.4 160 FOLSOM STREET / TRANSBAY BLOCK 1

Shadow Profiles on the date of maximum shading on Transbay Park

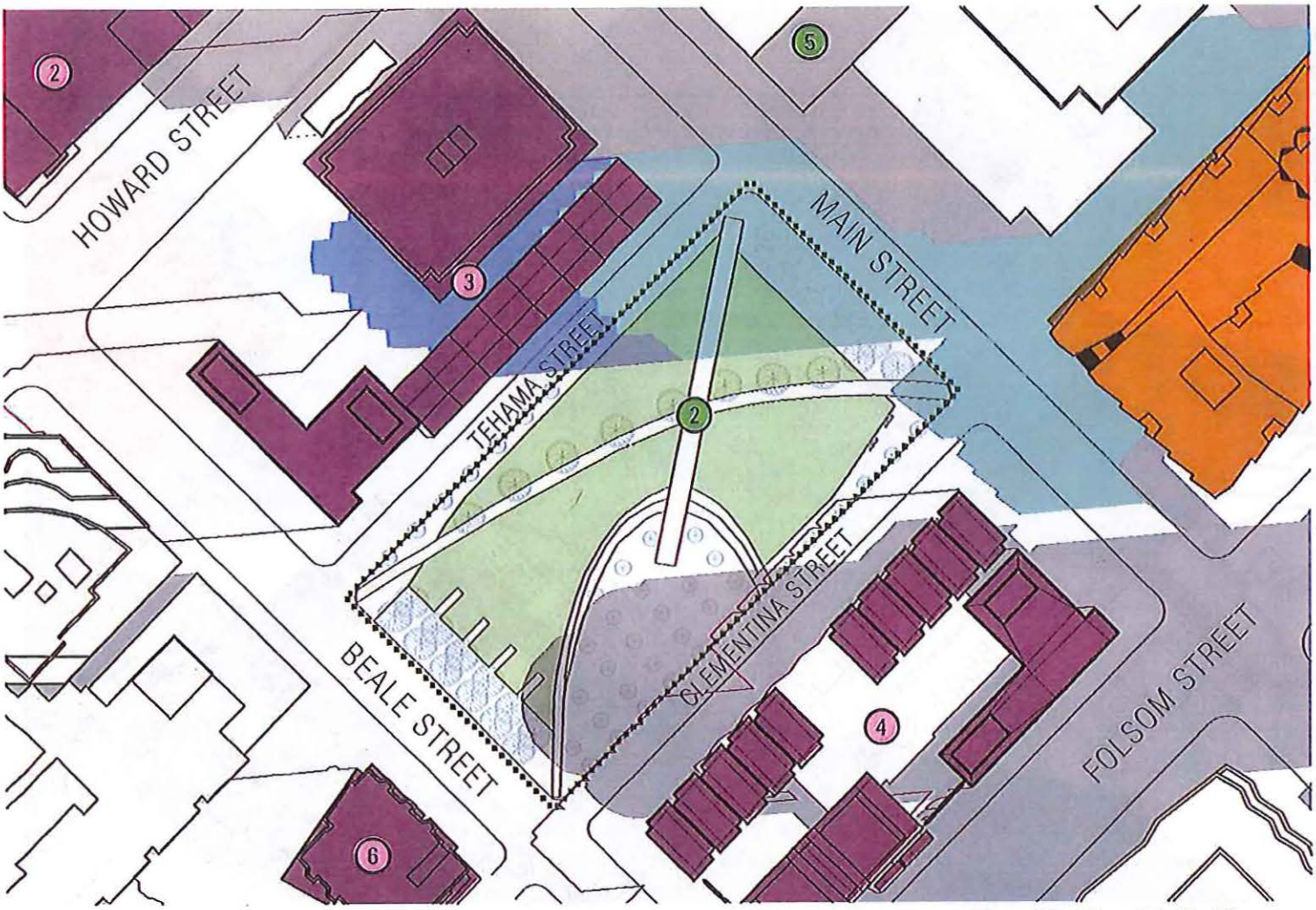

N

DATE OF MAX SHADING
JUNE 21

9:00 AM

- Current shading conditions
- 400' Project Shadow (both colors)
- 300' Project Alternative Shadow only
- Shadow profiles of Cumulative Projects
- Open Space Perimeter
- Grass and Unpaved Areas
- Bench or Other Seating
- Tree

Open Spaces
- 2 Transbay Park
- 5 Main Street Plaza

Cumulative Projects
- 2 Transbay Block 5
- 3 Transbay Block 4
- 4 Transbay Block 2
- 6 280 Beale Street

PREVISION DESIGN

C2.5 160 FOLSOM STREET / TRANSBAY BLOCK 1

Shadow Profiles on the date of maximum shading on Transbay Park

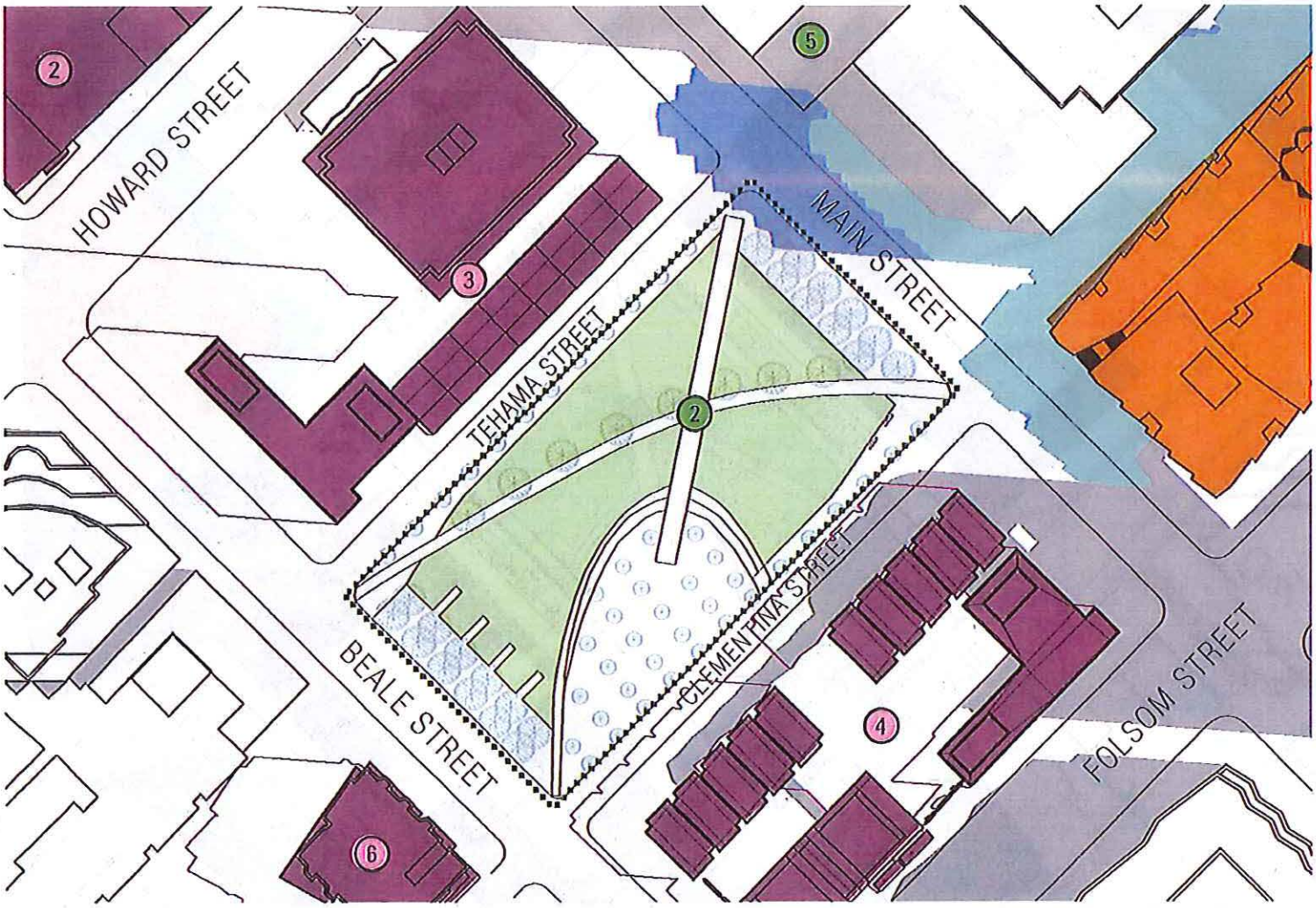

N

DATE OF MAX SHADING
JUNE 21

10:00 AM

- Current shading conditions
- 400' Project Shadow (both colors)
- 300' Project Alternative Shadow only
- Shadow profiles of Cumulative Projects
- Open Space Perimeter
- Grass and Unpaved Areas
- Bench or Other Seating
- Tree

Open Spaces
- 2 Transbay Park
- 5 Main Street Plaza

Cumulative Projects
- 2 Transbay Block 5
- 3 Transbay Block 4
- 4 Transbay Block 2
- 6 280 Beale Street

PREVISION DESIGN

C2.6

160 FOLSOM STREET / TRANSBAY BLOCK 1

Shadow Profiles on the date of maximum shading on Transbay Park

N

DATE OF MAX SHADING
JUNE 21

11:00 AM

- Current shading conditions
- 400' Project Shadow (both colors)
- 300' Project Alternative Shadow only
- Shadow profiles of Cumulative Projects
- Open Space Perimeter
- Grass and Unpaved Areas
- Bench or Other Seating
- Tree

Open Spaces
- 2 Transbay Park
- 5 Main Street Plaza

Cumulative Projects
- 2 Transbay Block 5
- 3 Transbay Block 4
- 4 Transbay Block 2
- 6 280 Beale Street

PREVISION DESIGN

C2.7 160 FOLSOM STREET / TRANSBAY BLOCK 1

Shadow Profiles on the date of maximum shading on Transbay Park

N

DATE OF MAX SHADING
JUNE 21

12:00 PM

- Current shading conditions
- 400' Project Shadow (both colors)
- 300' Project Alternative Shadow only
- Shadow profiles of Cumulative Projects
- Open Space Perimeter
- Grass and Unpaved Areas
- Bench or Other Seating
- Tree

Open Spaces
- 2 Transbay Park
- 5 Main Street Plaza

Cumulative Projects
- 2 Transbay Block 5
- 3 Transbay Block 4
- 4 Transbay Block 2
- 6 280 Beale Street

PREVISION DESIGN

C2.8 160 FOLSOM STREET / TRANSBAY BLOCK 1

Shadow Profiles on the date of maximum shading on Transbay Park

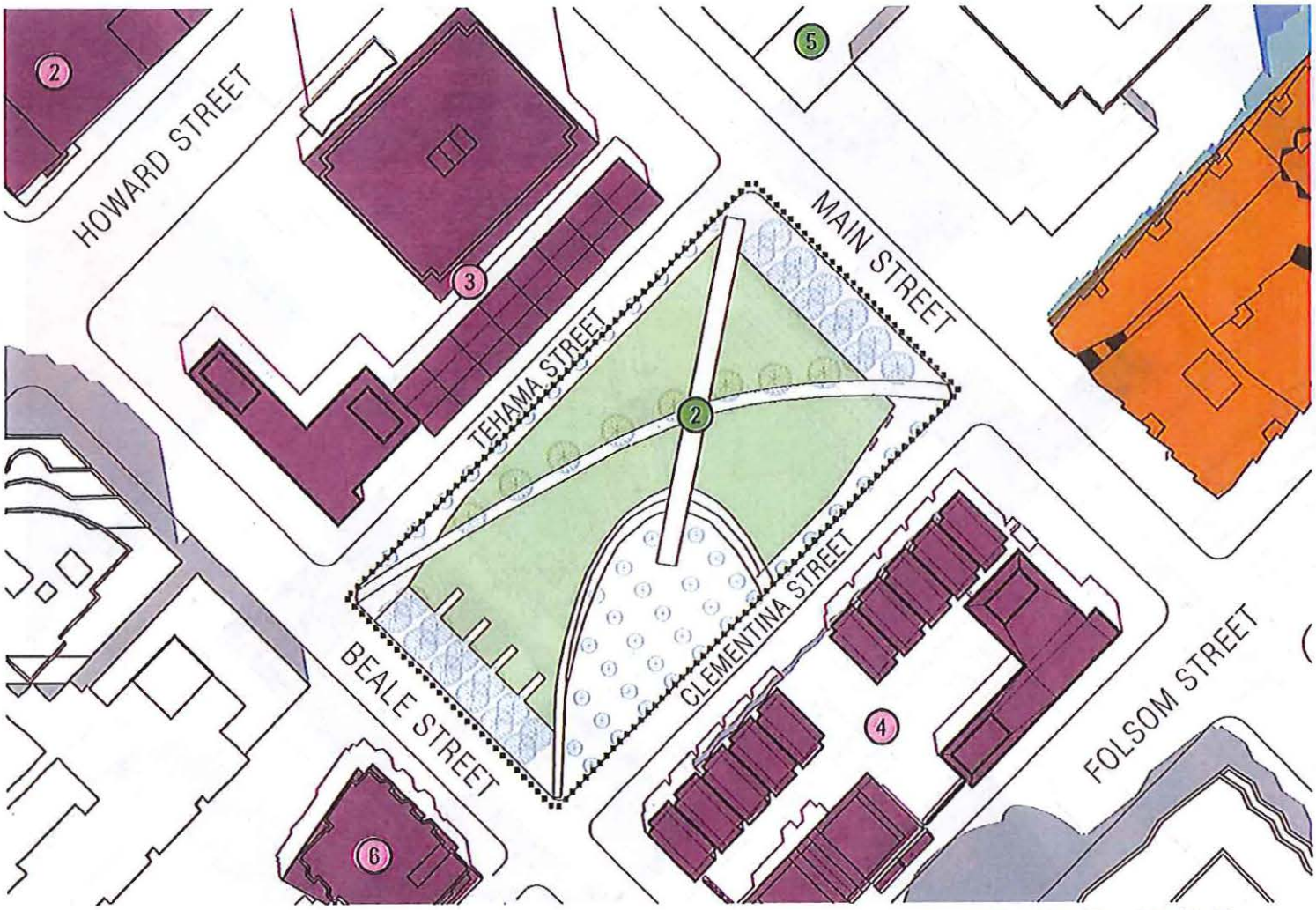

N

DATE OF MAX SHADING
JUNE 21

1:00 PM

- Current shading conditions
- 400' Project Shadow (both colors)
- 300' Project Alternative Shadow only
- Shadow profiles of Cumulative Projects
- Open Space Perimeter
- Grass and Unpaved Areas
- Bench or Other Seating
- Tree

Open Spaces
- 2 Transbay Park
- 5 Main Street Plaza

Cumulative Projects
- 2 Transbay Block 5
- 3 Transbay Block 4
- 4 Transbay Block 2
- 6 280 Beale Street

PREVISION DESIGN

C2.9 160 FOLSOM STREET / TRANSBAY BLOCK 1

Shadow Profiles on the date of maximum shading on Transbay Park

N

DATE OF MAX SHADING
JUNE 21

2:00 PM

- Current shading conditions
- 400' Project Shadow (both colors)
- 300' Project Alternative Shadow only
- Shadow profiles of Cumulative Projects
- Open Space Perimeter
- Grass and Unpaved Areas
- Bench or Other Seating
- Tree

Open Spaces
- 2 Transbay Park
- 5 Main Street Plaza

Cumulative Projects
- 2 Transbay Block 5
- 3 Transbay Block 4
- 4 Transbay Block 2
- 6 280 Beale Street

PREVISION DESIGN

C2.10 160 FOLSOM STREET / TRANSBAY BLOCK 1

Shadow Profiles on the date of maximum shading on Transbay Park

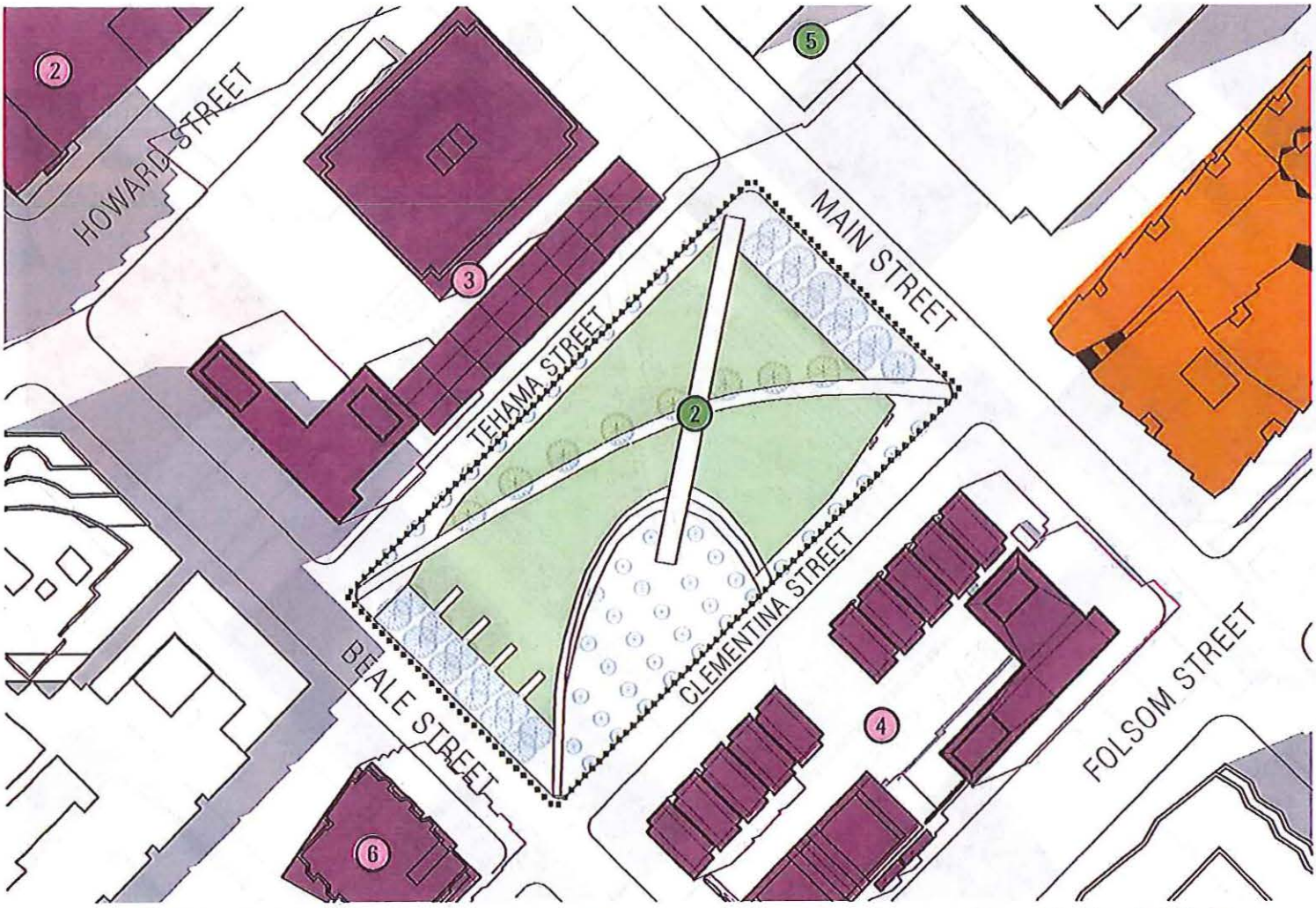

N

DATE OF MAX SHADING
JUNE 21

3:00 PM

- Current shading conditions
- 400' Project Shadow (both colors)
- 300' Project Alternative Shadow only
- Shadow profiles of Cumulative Projects
- Open Space Perimeter
- Grass and Unpaved Areas
- Bench or Other Seating
- Tree

Open Spaces
- 2 Transbay Park
- 5 Main Street Plaza

Cumulative Projects
- 2 Transbay Block 5
- 3 Transbay Block 4
- 4 Transbay Block 2
- 6 280 Beale Street

PREVISION DESIGN

C2.11 160 FOLSOM STREET / TRANSBAY BLOCK 1

Shadow Profiles on the date of maximum shading on Transbay Park

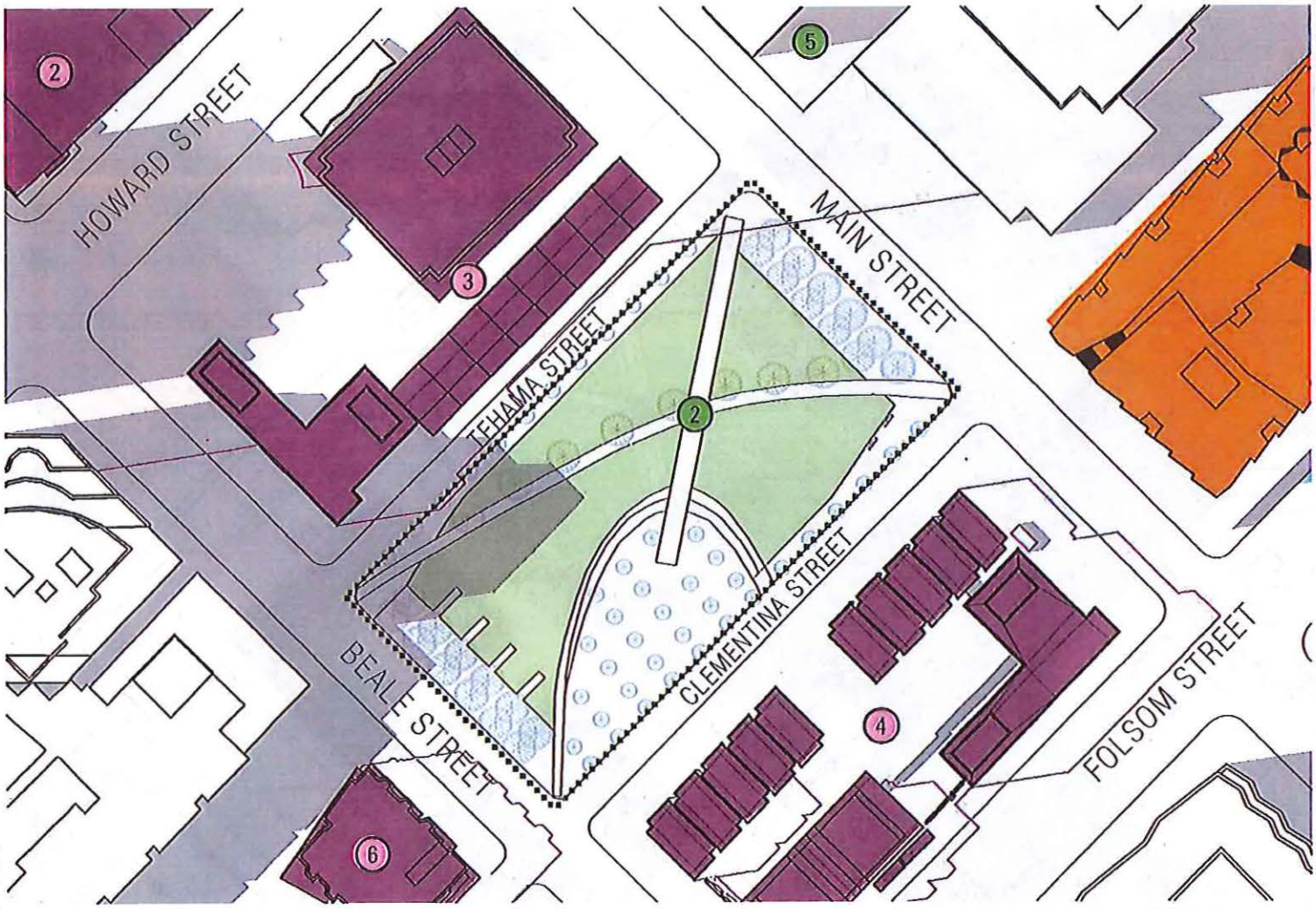

N

DATE OF MAX SHADING
JUNE 21

4:00 PM

- Current shading conditions
- 400' Project Shadow (both colors)
- 300' Project Alternative Shadow only
- Shadow profiles of Cumulative Projects
- Open Space Perimeter
- Grass and Unpaved Areas
- Bench or Other Seating
- Tree

Open Spaces
- 2 Transbay Park
- 5 Main Street Plaza

Cumulative Projects
- 2 Transbay Block 5
- 3 Transbay Block 4
- 4 Transbay Block 2
- 6 280 Beale Street

PREVISION DESIGN

C2.12 160 FOLSOM STREET / TRANSBAY BLOCK 1

Shadow Profiles on the date of maximum shading on Transbay Park

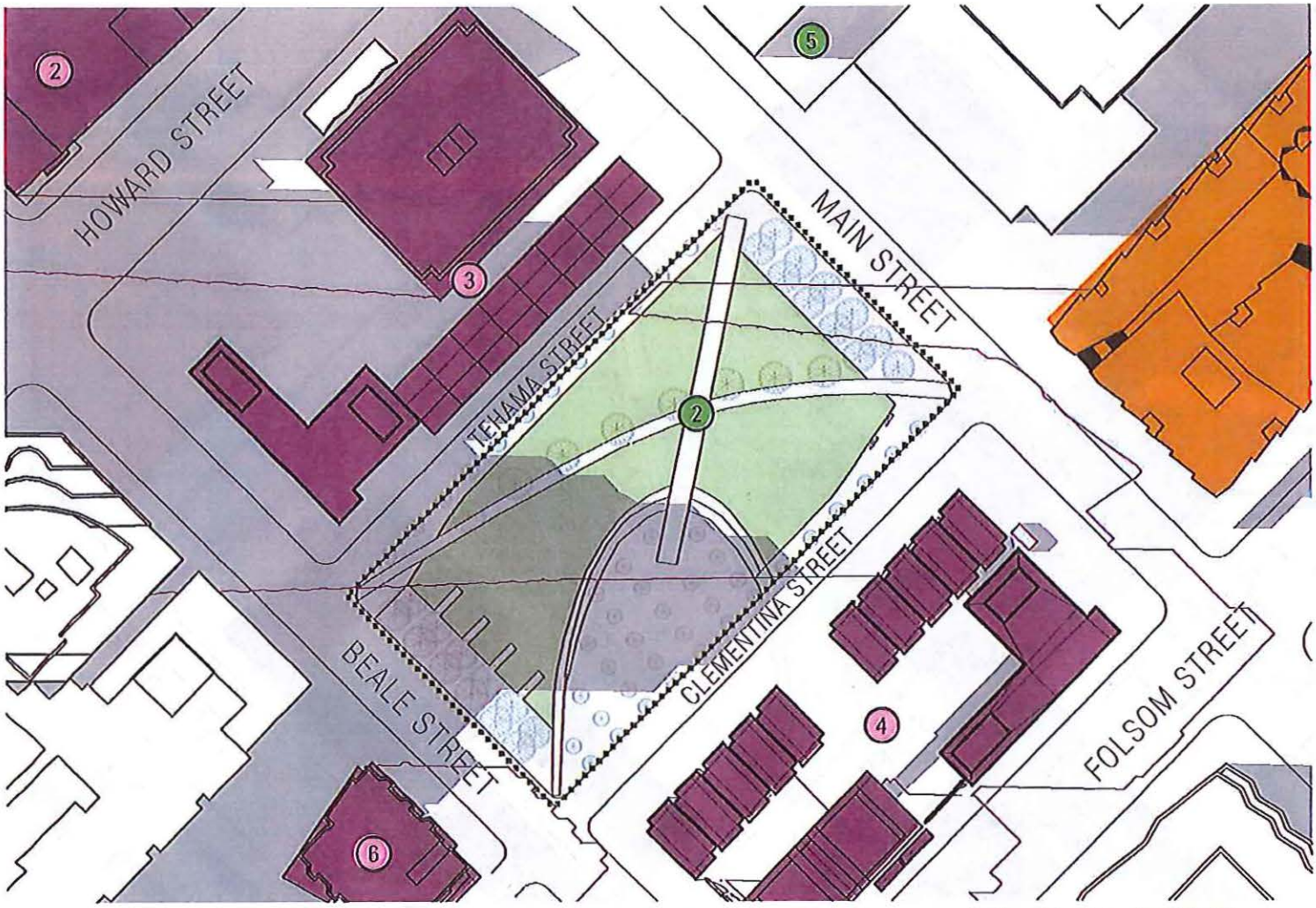

N

DATE OF MAX SHADING
JUNE 21

5:00 PM

- Current shading conditions
- 400' Project Shadow (both colors)
- 300' Project Alternative Shadow only
- Shadow profiles of Cumulative Projects
- Open Space Perimeter
- Grass and Unpaved Areas
- Bench or Other Seating
- Tree

Open Spaces
- 2 Transbay Park
- 5 Main Street Plaza

Cumulative Projects
- 2 Transbay Block 5
- 3 Transbay Block 4
- 4 Transbay Block 2
- 6 280 Beale Street

PREVISION DESIGN

C2.13 160 FOLSOM STREET / TRANSBAY BLOCK 1

Shadow Profiles on the date of maximum shading on Transbay Park

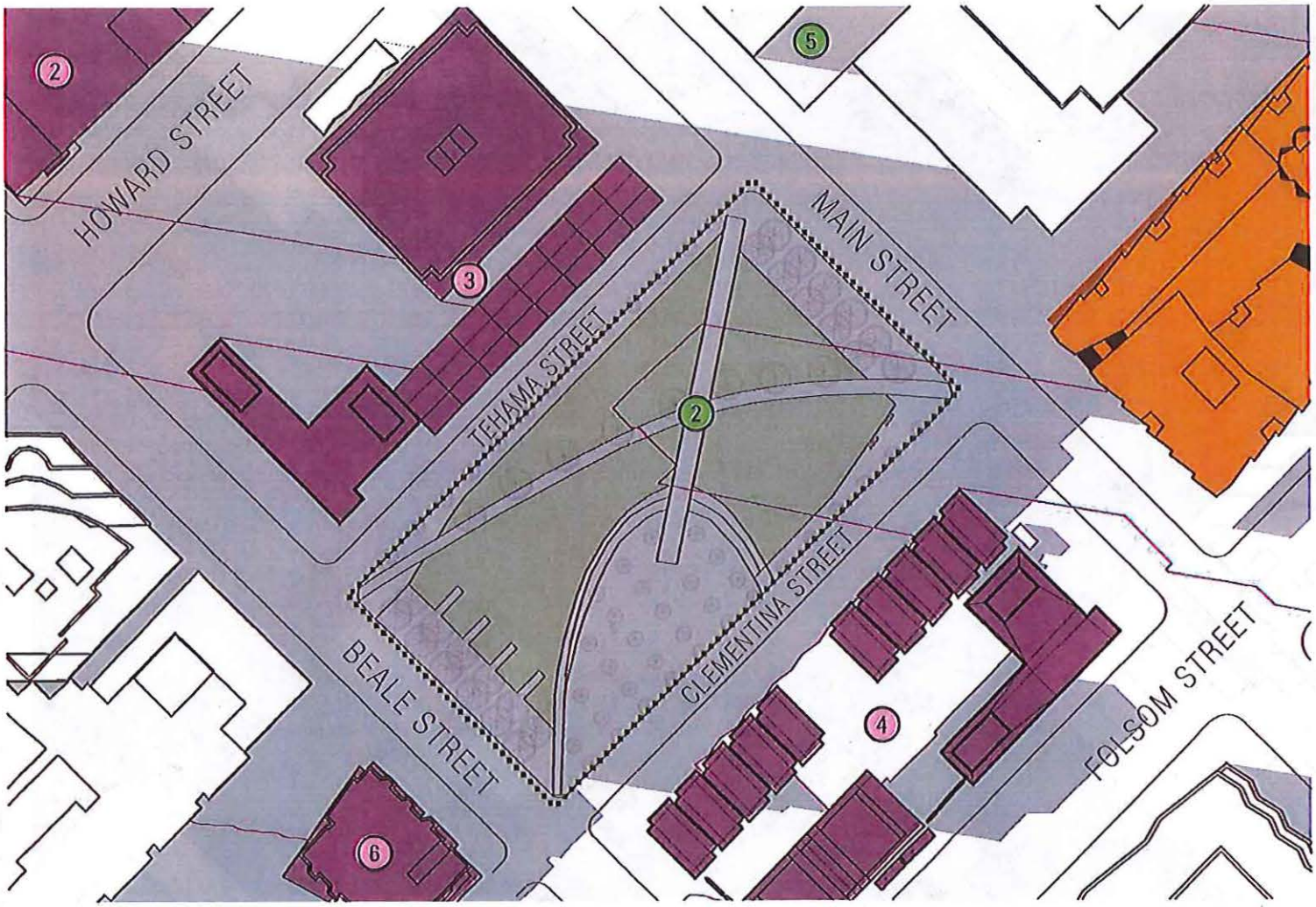

N

DATE OF MAX SHADING
JUNE 21

6:00 PM

- Current shading conditions
- 400' Project Shadow (both colors)
- 300' Project Alternative Shadow only
- Shadow profiles of Cumulative Projects
- Open Space Perimeter
- Grass and Unpaved Areas
- Bench or Other Seating
- Tree

Open Spaces
- 2 Transbay Park
- 5 Main Street Plaza

Cumulative Projects
- 2 Transbay Block 5
- 3 Transbay Block 4
- 4 Transbay Block 2
- 6 280 Beale Street

PREVISION DESIGN

C2.14 160 FOLSOM STREET / TRANSBAY BLOCK 1

Shadow Profiles on the date of maximum shading on Transbay Park

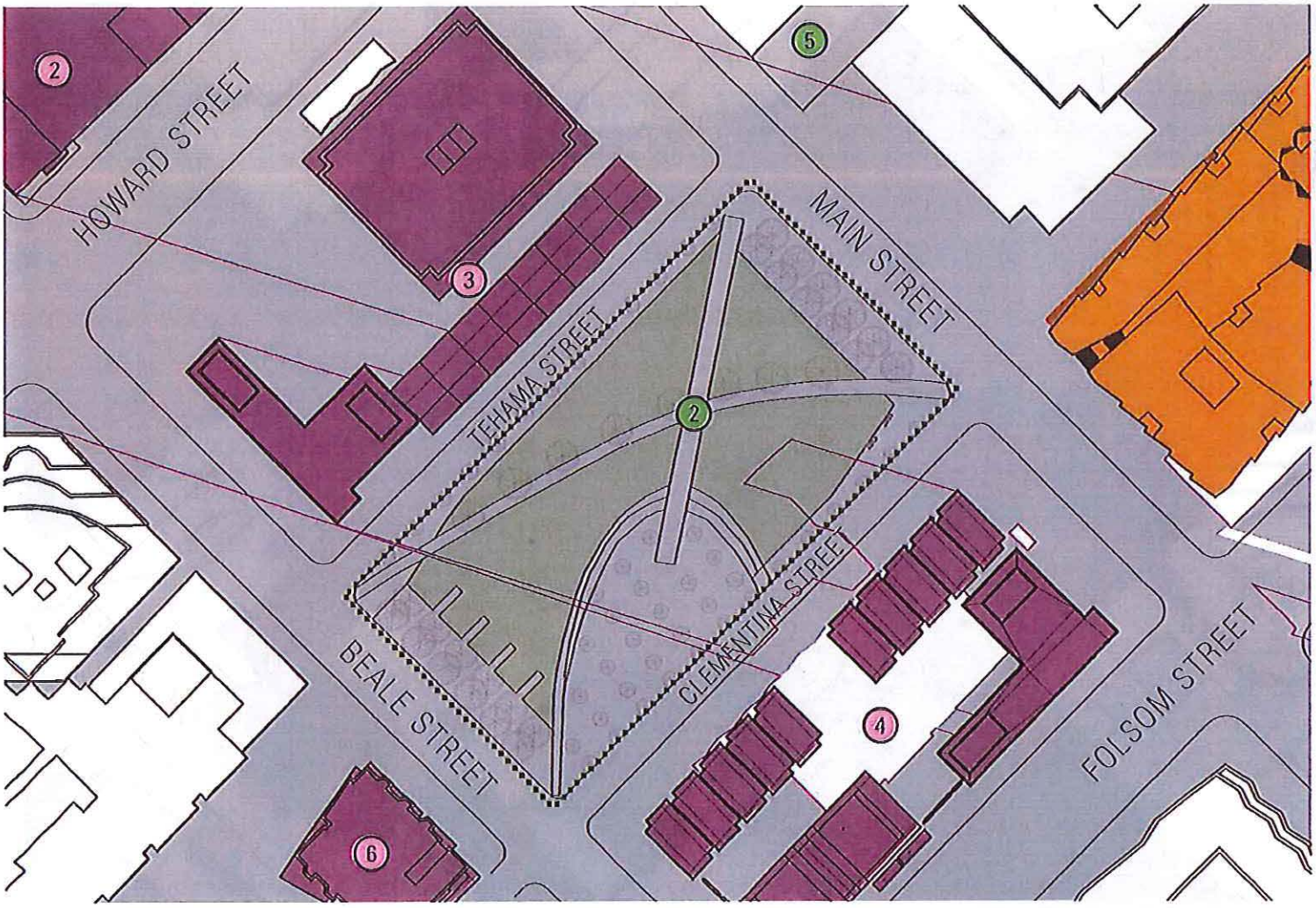

N

DATE OF MAX SHADING
JUNE 21

7:00 PM

- Current shading conditions
- 400' Project Shadow (both colors)
- 300' Project Alternative Shadow only
- Shadow profiles of Cumulative Projects
- Open Space Perimeter
- Grass and Unpaved Areas
- Bench or Other Seating
- Tree

Open Spaces
- 2 Transbay Park
- 5 Main Street Plaza

Cumulative Projects
- 2 Transbay Block 5
- 3 Transbay Block 4
- 4 Transbay Block 2
- 6 280 Beale Street

PREVISION DESIGN

C2.15 160 FOLSOM STREET / TRANSBAY BLOCK 1

Shadow Profiles on the date of maximum shading on Transbay Park

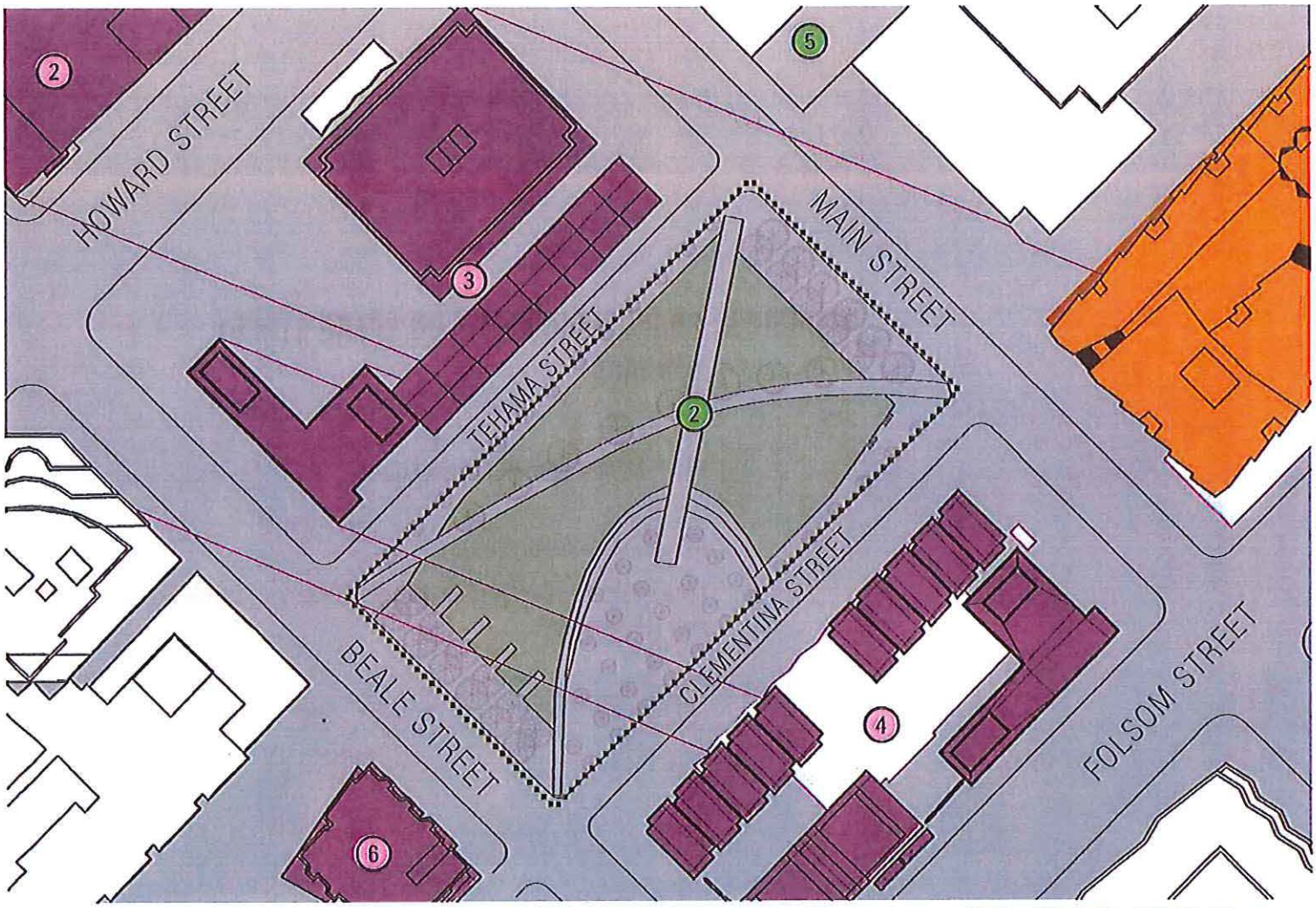

N

DATE OF MAX SHADING
JUNE 21

7:35 PM

- Current shading conditions
- 400' Project Shadow (both colors)
- 300' Project Alternative Shadow only
- Shadow profiles of Cumulative Projects
- Open Space Perimeter
- Grass and Unpaved Areas
- Bench or Other Seating
- Tree

Open Spaces
- 2 Transbay Park
- 5 Main Street Plaza

Cumulative Projects
- 2 Transbay Block 5
- 3 Transbay Block 4
- 4 Transbay Block 2
- 6 280 Beale Street

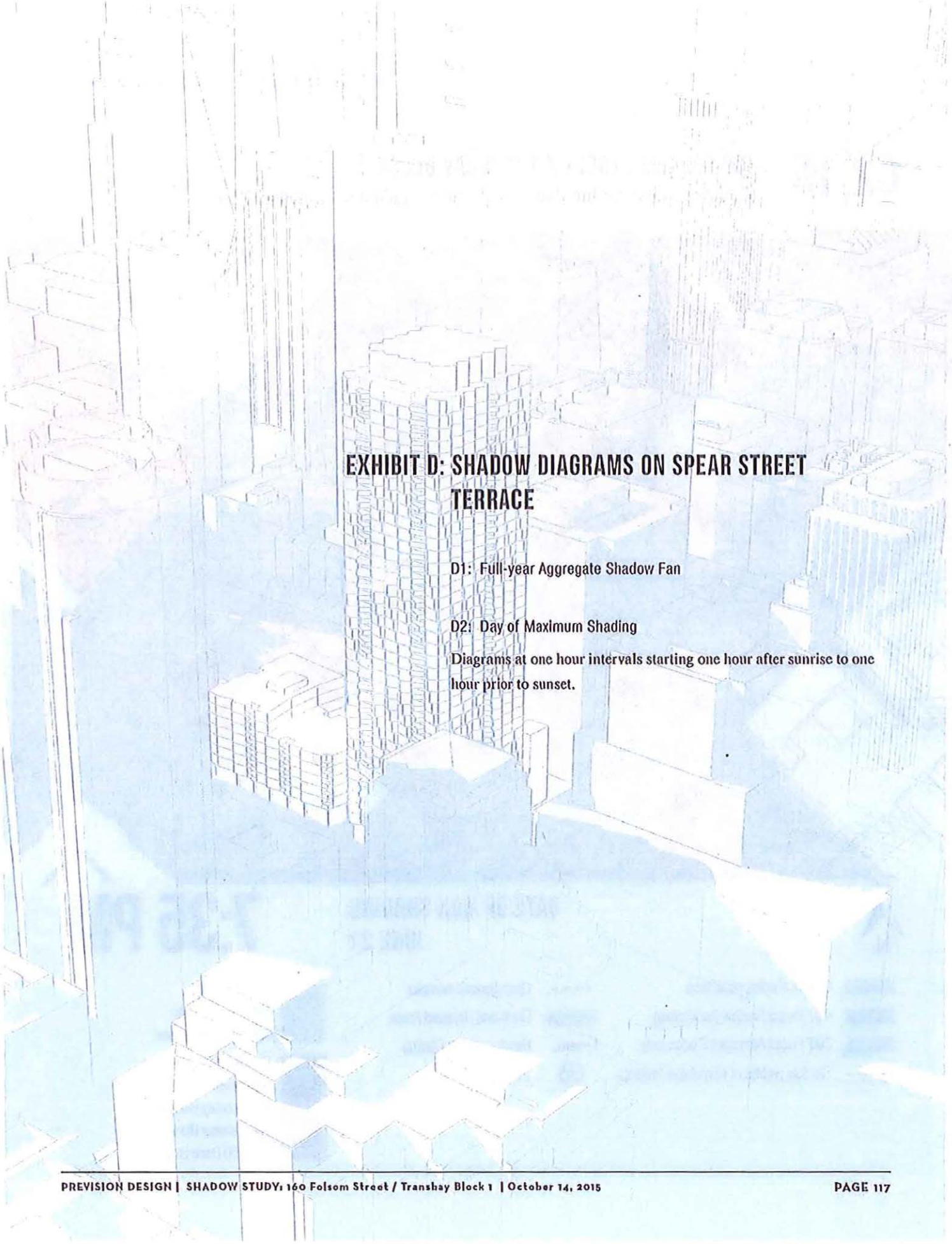

EXHIBIT D: SHADOW DIAGRAMS ON SPEAR STREET TERRACE

D1: Full-year Aggregate Shadow Fan

D2: Day of Maximum Shading

Diagrams at one hour intervals starting one hour after sunrise to one hour prior to sunset.

PREVISION DESIGN

D1

160 FOLSOM STREET / TRANSBAY BLOCK 1

Aggregate annual new project shadows on Spear Street Terrace

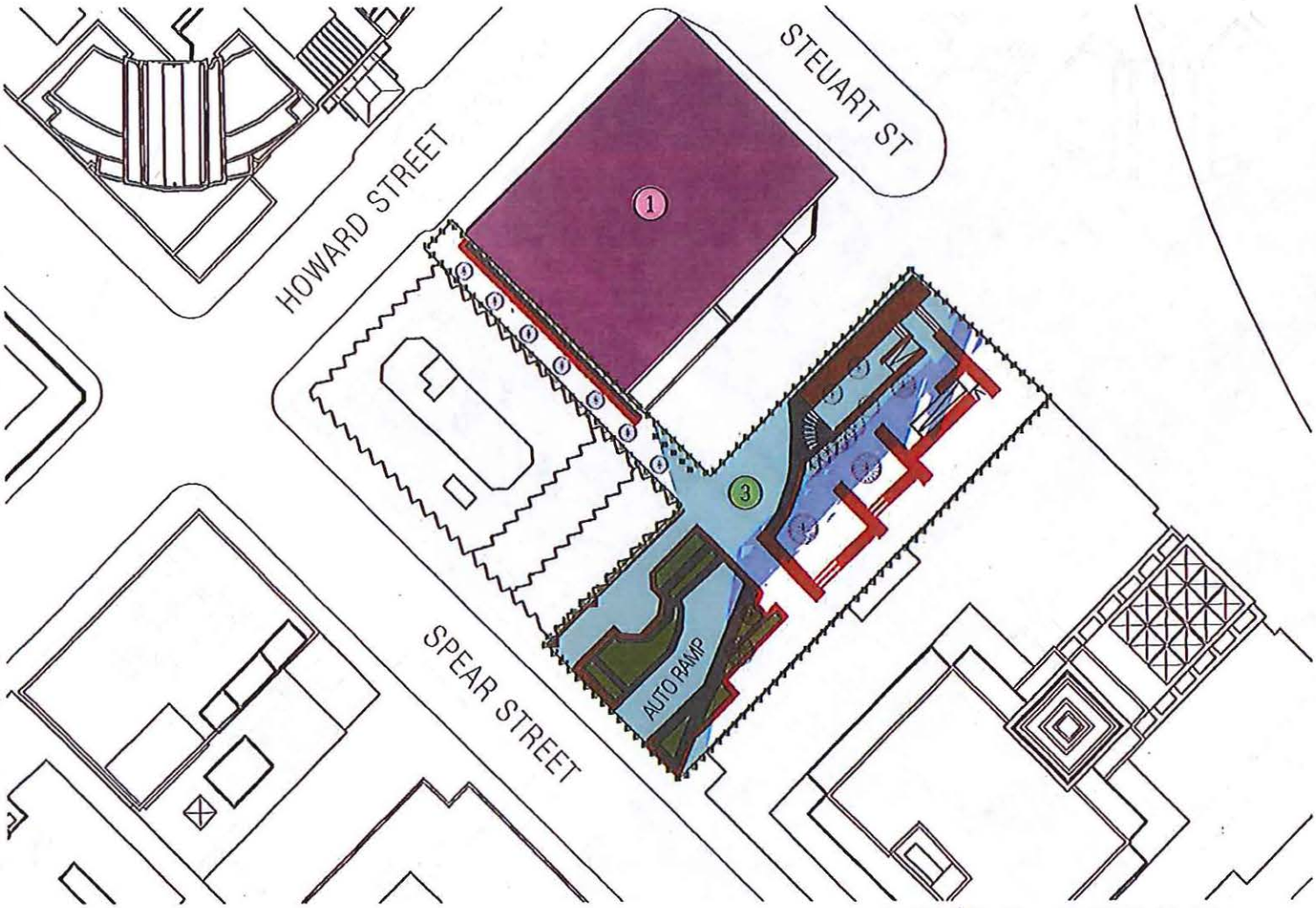

N

AGGREGATE ANNUAL SHADOWS CAST DURING SECTION 295 HOURS ANNUALLY

FULL YEAR

- Current shading conditions
- 400' Project Shadow (both colors)
- 300' Project Alternative Shadow only
- Open Space Perimeter
- Plant Bed
- Multi-level Patio
- Bench or Other Seating
- Tree
- Open Spaces
  - ③ Spear Street Terrace
- Cumulative Projects
  - ① 75 Howard Street

PREVISION DESIGN

D2.1 160 FOLSOM STREET / TRANSBAY BLOCK 1

Shadow Profiles on the date of maximum shading on Spear Street Terrace

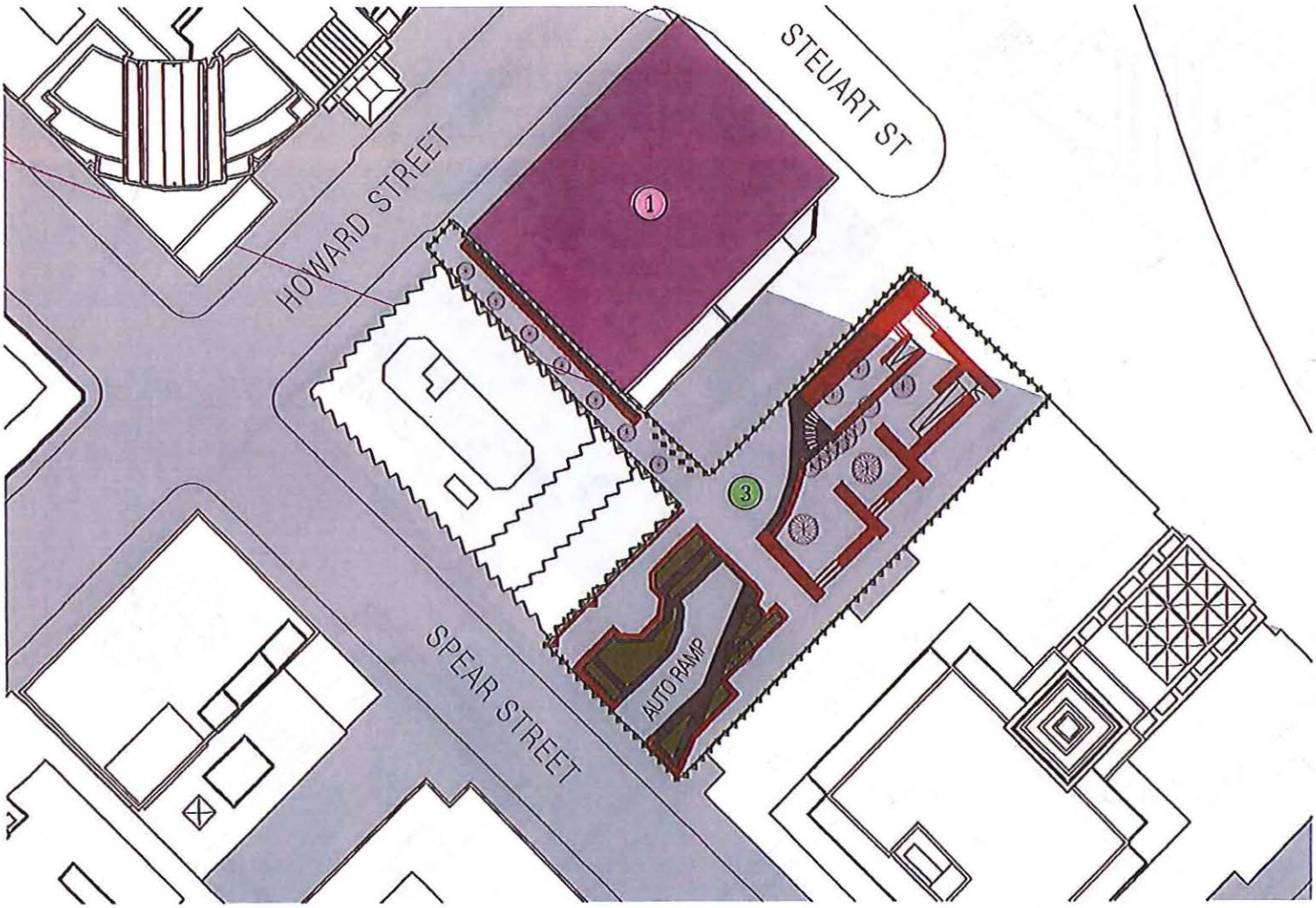

N

DATES OF MAXIMUM SHADING
FEBRUARY 23 / OCTOBER 18

8:21 AM

- Current shading conditions
- 400' Project Shadow (both colors)
- 300' Project Alternative Shadow only
- Shadow profiles of Cumulative Projects
- Open Space Perimeter
- Plant Bed
- Multi-level Patio
- Bench or Other Seating
- Tree
- Open Spaces
  - 3 Spear Street Terrace
- Cumulative Projects
  - 1 75 Howard Street

PREVISION DESIGN

D2.2 160 FOLSOM STREET / TRANSBAY BLOCK 1

Shadow Profiles on the date of maximum shading on Spear Street Terrace

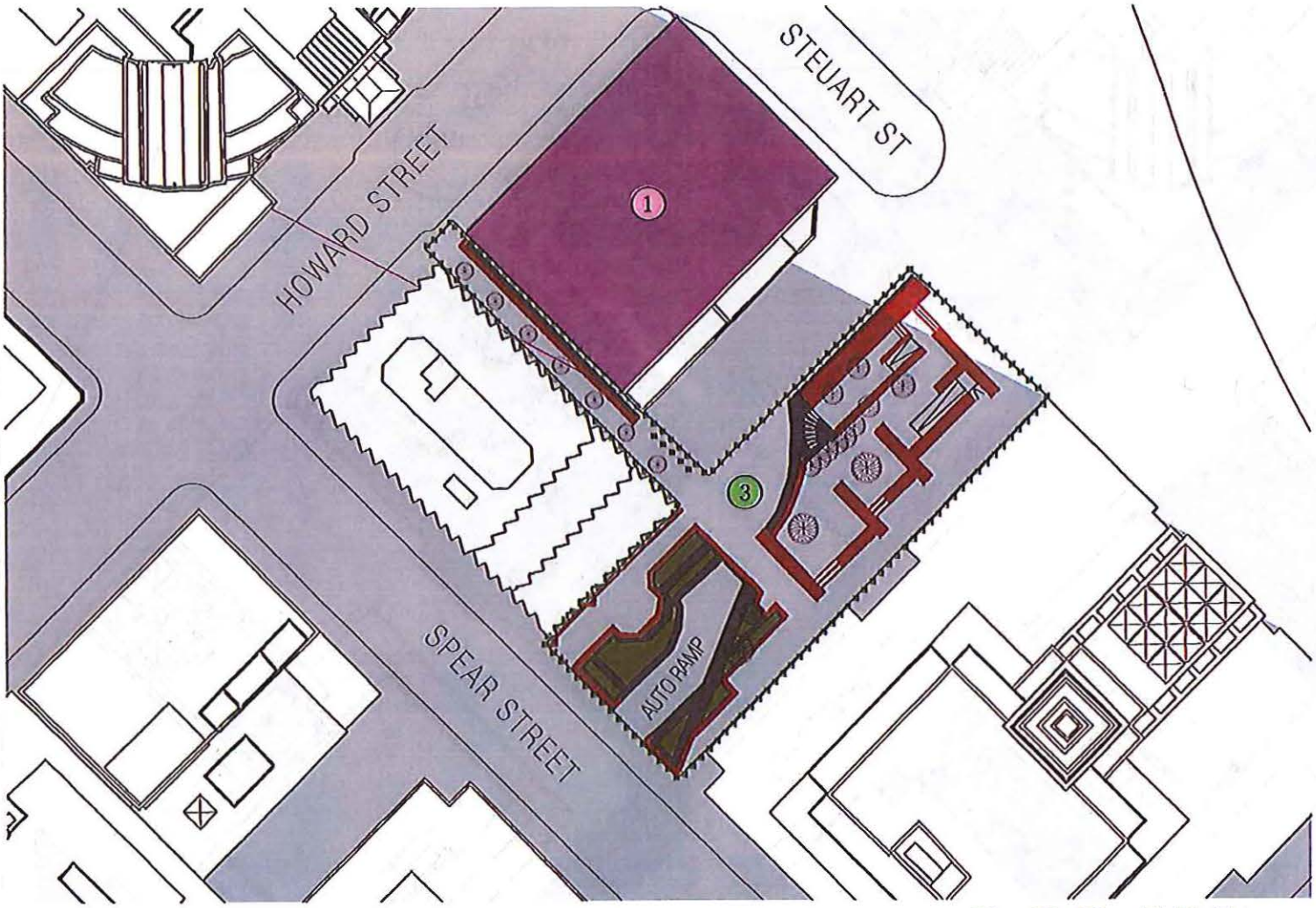

N

DATES OF MAXIMUM SHADING
FEBRUARY 23 / OCTOBER 18

9:00 AM

- Current shading conditions
- 400' Project Shadow (both colors)
- 300' Project Alternative Shadow only
- Shadow profiles of Cumulative Projects
- Open Space Perimeter
- Plant Bed
- Multi-level Patio
- Bench or Other Seating
- Tree
- Open Spaces
  - 3 Spear Street Terrace
- Cumulative Projects
  - 1 75 Howard Street

PREVISION DESIGN

D2.3 160 FOLSOM STREET / TRANSBAY BLOCK 1

Shadow Profiles on the date of maximum shading on Spear Street Terrace

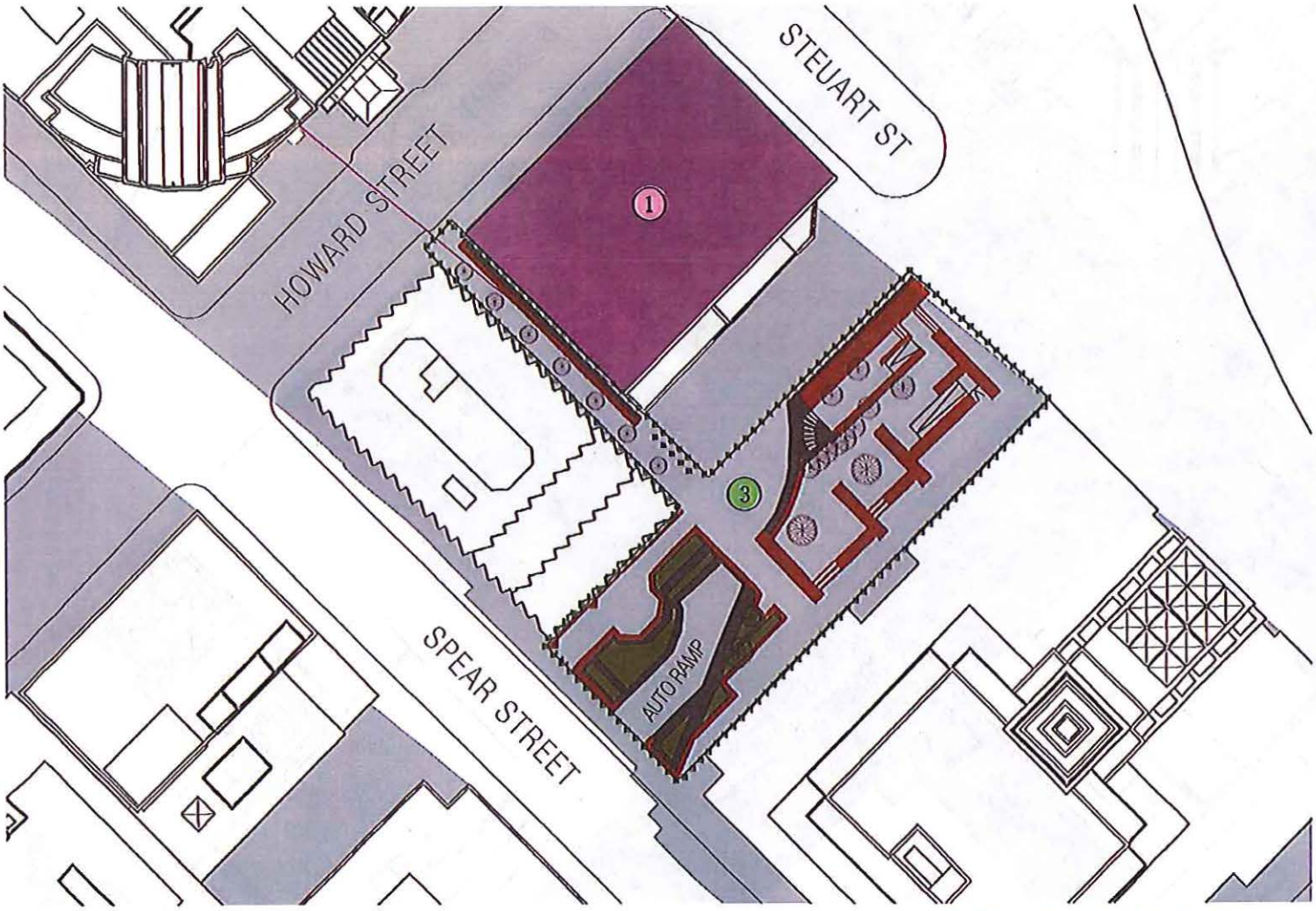

N

DATES OF MAXIMUM SHADING
FEBRUARY 23 / OCTOBER 18

10:00 AM

- Current shading conditions
- 400' Project Shadow (both colors)
- 300' Project Alternative Shadow only
- Shadow profiles of Cumulative Projects
- Open Space Perimeter
- Plant Bed
- Multi-level Patio
- Bench or Other Seating
- Tree
- Open Spaces
  - 3 Spear Street Terrace
- Cumulative Projects
  - 1 75 Howard Street

PREVISION DESIGN

D2.4 160 FOLSOM STREET / TRANSBAY BLOCK 1

Shadow Profiles on the date of maximum shading on Spear Street Terrace

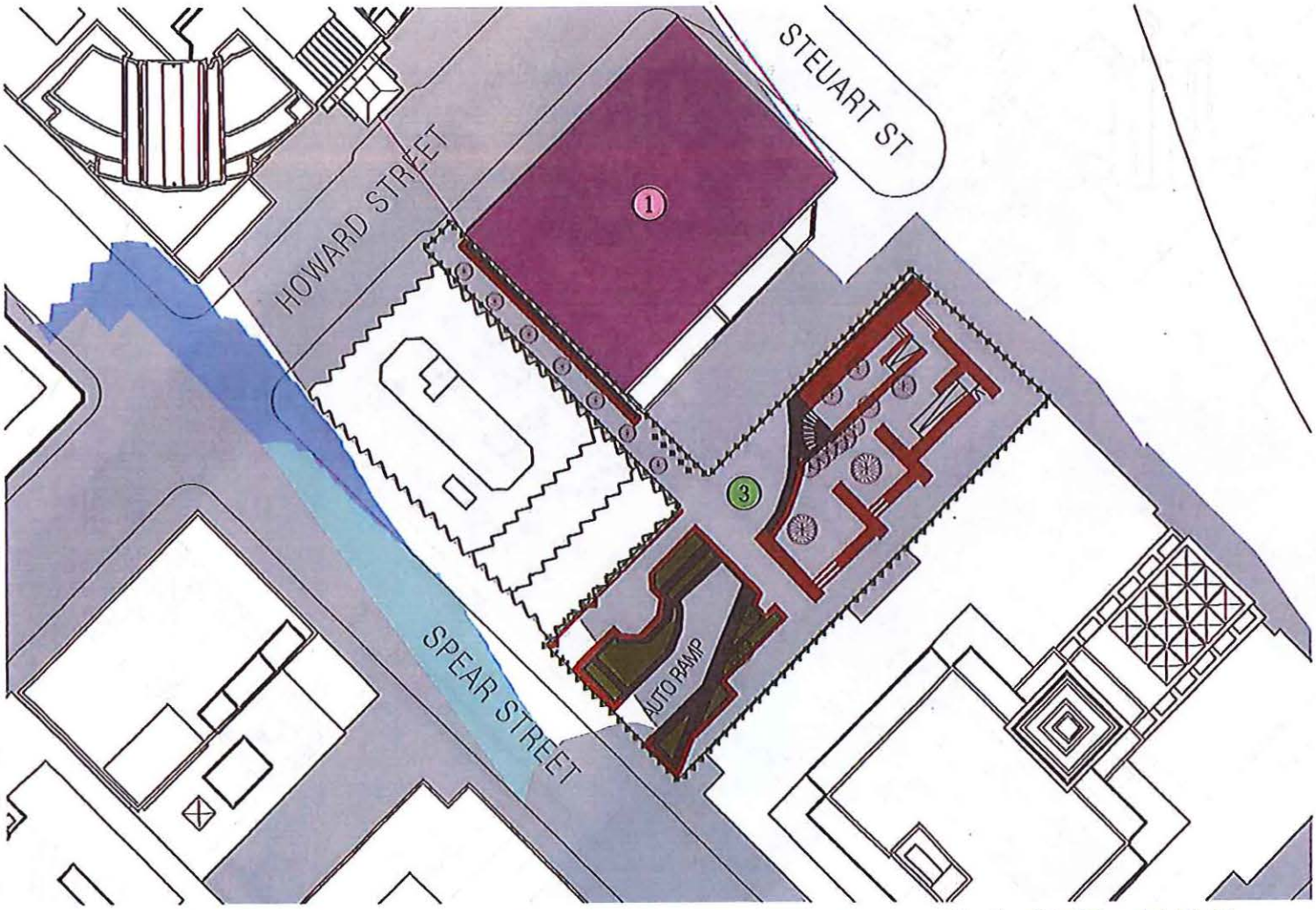

N

DATES OF MAXIMUM SHADING
FEBRUARY 23 / OCTOBER 18

11:00 AM

- Current shading conditions
- 400' Project Shadow (both colors)
- 300' Project Alternative Shadow only
- Shadow profiles of Cumulative Projects
- Open Space Perimeter
- Plant Bed
- Multi-level Patio
- Bench or Other Seating
- Tree
- Open Spaces
  - 3 Spear Street Terrace
- Cumulative Projects
  - 1 75 Howard Street

PREVISION DESIGN

D2.5 160 FOLSOM STREET / TRANSBAY BLOCK 1

Shadow Profiles on the date of maximum shading on Spear Street Terrace

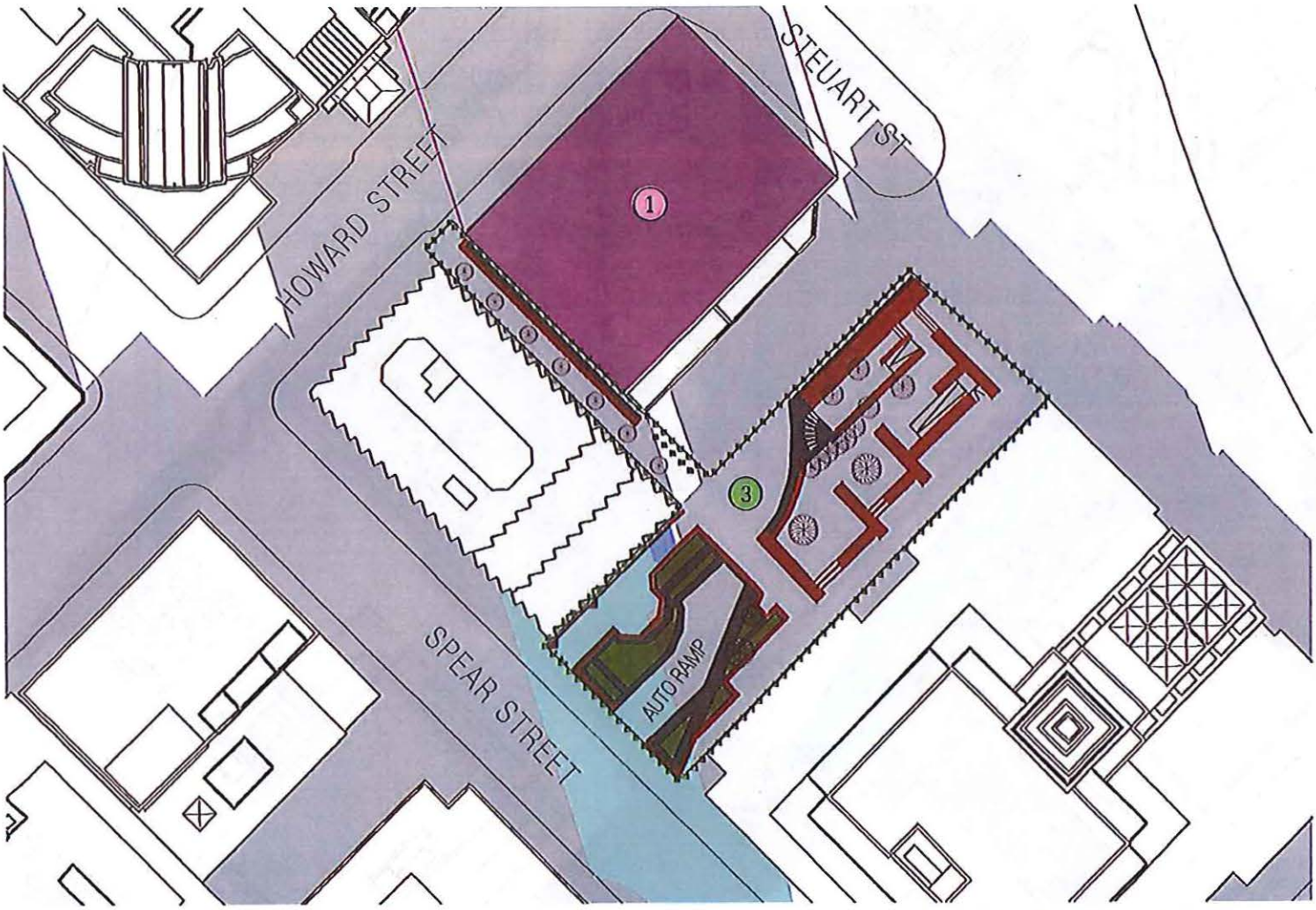

N

DATES OF MAXIMUM SHADING
FEBRUARY 23 / OCTOBER 18

12:00 PM

- Current shading conditions
- 400' Project Shadow (both colors)
- 300' Project Alternative Shadow only
- Shadow profiles of Cumulative Projects
- Open Space Perimeter
- Plant Bed
- Multi-level Patio
- Bench or Other Seating
- Tree
- Open Spaces
  - 3 Spear Street Terrace
- Cumulative Projects
  - 1 75 Howard Street

PREVISION DESIGN

D2.6 160 FOLSOM STREET / TRANSBAY BLOCK 1

Shadow Profiles on the date of maximum shading on Spear Street Terrace

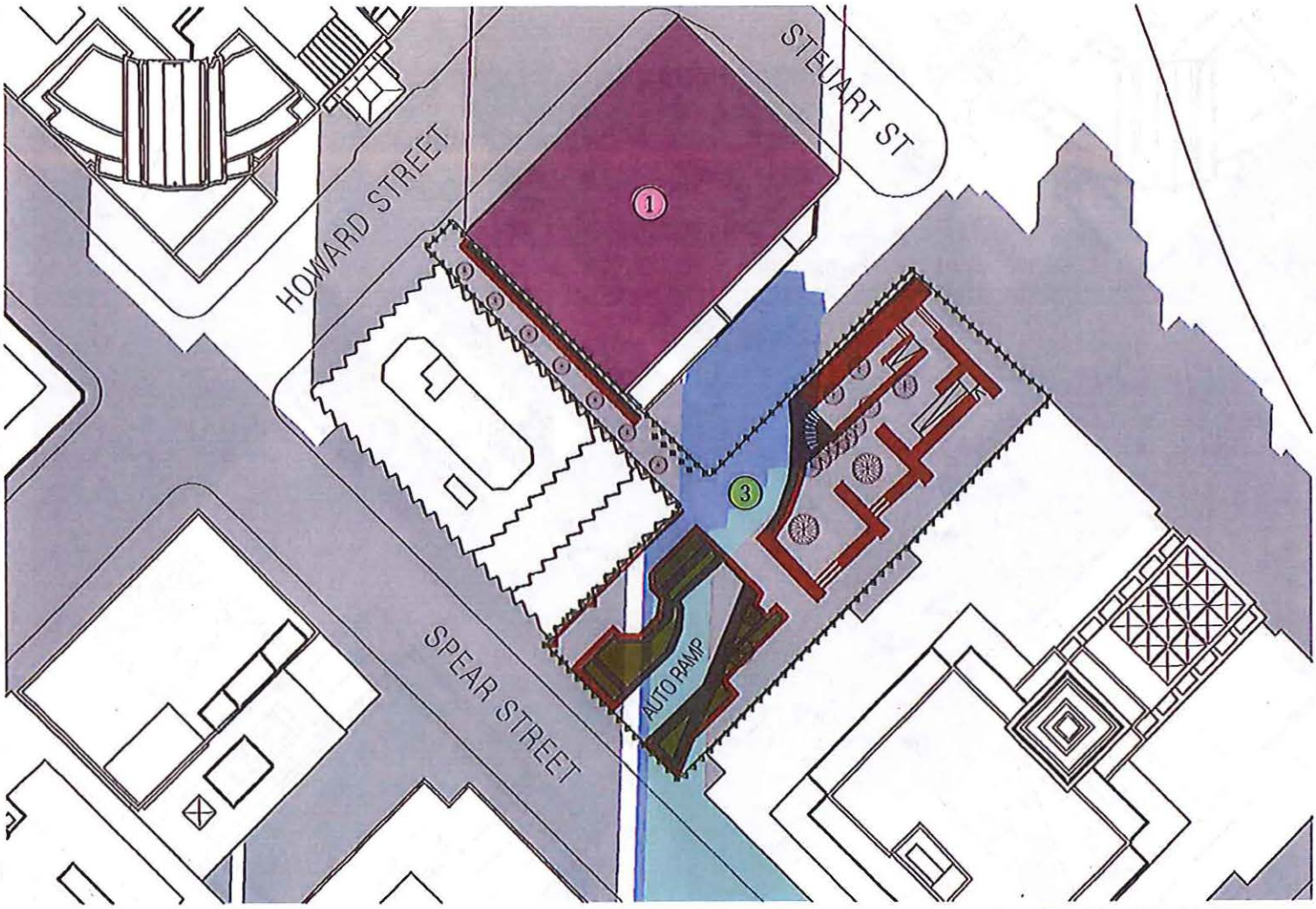

N

DATES OF MAXIMUM SHADING
FEBRUARY 23 / OCTOBER 18

1:00 PM

- Current shading conditions
- 400' Project Shadow (both colors)
- 300' Project Alternative Shadow only
- Shadow profiles of Cumulative Projects
- Open Space Perimeter
- Plant Bed
- Multi-level Patio
- Bench or Other Seating
- Tree
- Open Spaces
  - 3 Spear Street Terrace
- Cumulative Projects
  - 1 75 Howard Street

PREVISION DESIGN

D2.7 160 FOLSOM STREET / TRANSBAY BLOCK 1

Shadow Profiles on the date of maximum shading on Spear Street Terrace

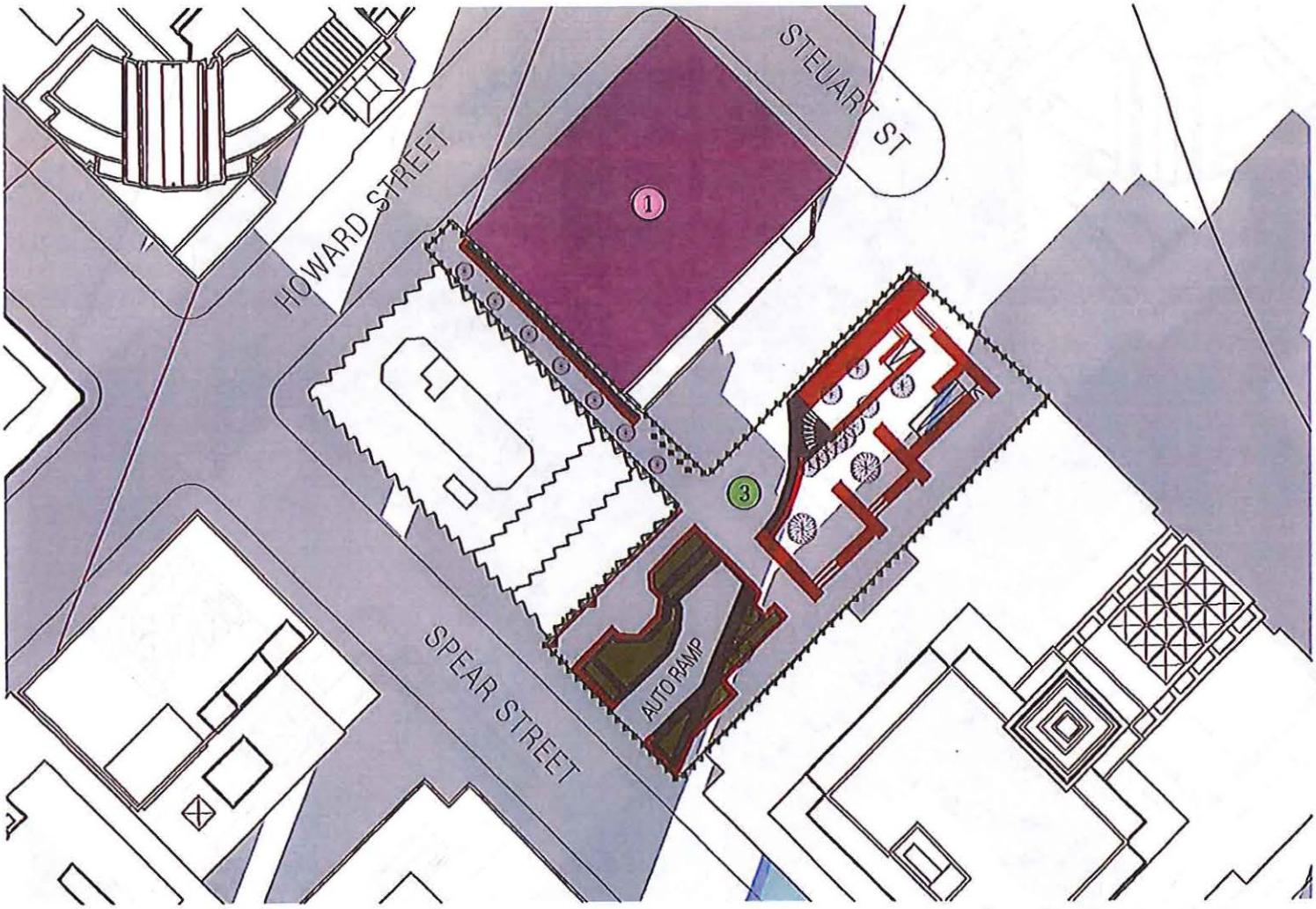

N

DATES OF MAXIMUM SHADING
FEBRUARY 23 / OCTOBER 18

2:00 PM

- Current shading conditions
- 400' Project Shadow (both colors)
- 300' Project Alternative Shadow only
- Shadow profiles of Cumulative Projects
- Open Space Perimeter
- Plant Bed
- Multi-level Patio
- Bench or Other Seating
- Tree
- Open Spaces
  - 3 Spear Street Terrace
- Cumulative Projects
  - 1 75 Howard Street

PREVISION DESIGN

D2.8 160 FOLSOM STREET / TRANSBAY BLOCK 1

Shadow Profiles on the date of maximum shading on Spear Street Terrace

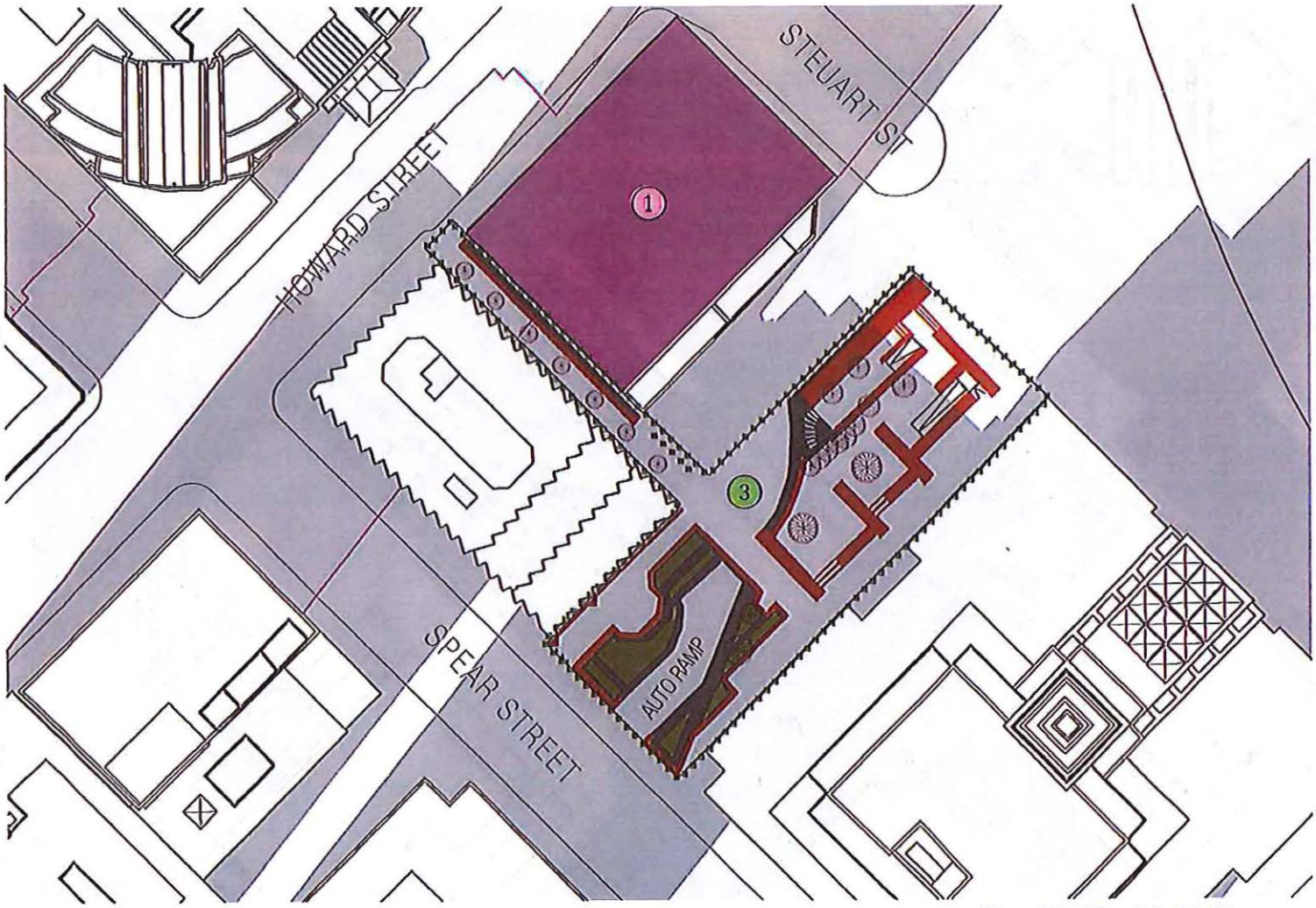

N

DATES OF MAXIMUM SHADING
FEBRUARY 23 / OCTOBER 18

3:00 PM

- Current shading conditions
- 400' Project Shadow (both colors)
- 300' Project Alternative Shadow only
- Shadow profiles of Cumulative Projects
- Open Space Perimeter
- Plant Bed
- Multi-level Patio
- Bench or Other Seating
- Tree
- Open Spaces
  - 3 Spear Street Terrace
- Cumulative Projects
  - 1 75 Howard Street

PREVISION DESIGN

D2.9

160 FOLSOM STREET / TRANSBAY BLOCK 1

Shadow Profiles on the date of maximum shading on Spear Street Terrace

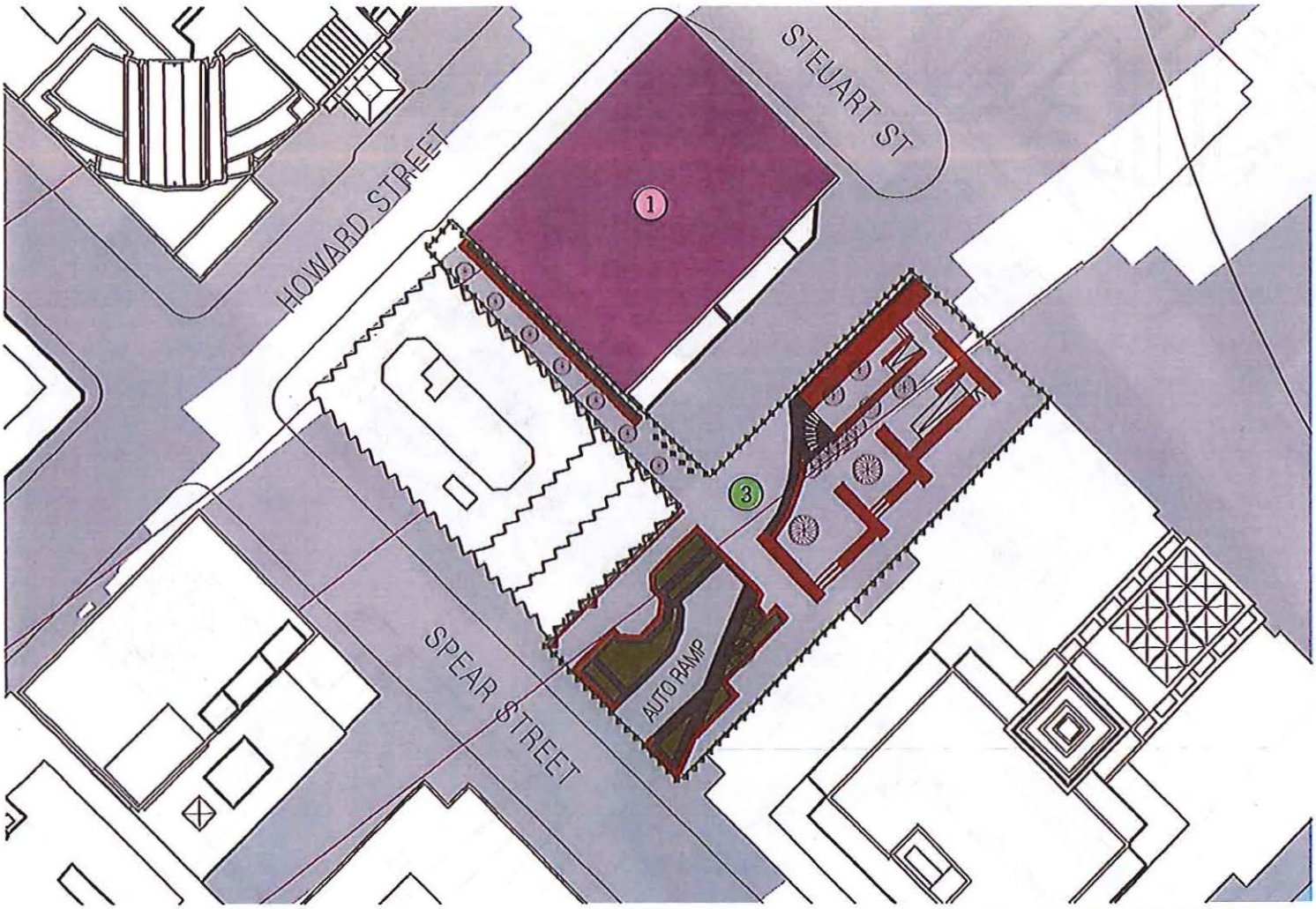

N

DATES OF MAXIMUM SHADING
FEBRUARY 23 / OCTOBER 18

4:00 PM

- Current shading conditions
- 400' Project Shadow (both colors)
- 300' Project Alternative Shadow only
- Shadow profiles of Cumulative Projects
- Open Space Perimeter
- Plant Bed
- Multi-level Patio
- Bench or Other Seating
- Tree
- Open Spaces
  - 3 Spear Street Terrace
- Cumulative Projects
  - 1 75 Howard Street

PREVISION DESIGN

D2.10 160 FOLSOM STREET / TRANSBAY BLOCK 1

Shadow Profiles on the date of maximum shading on Spear Street Terrace

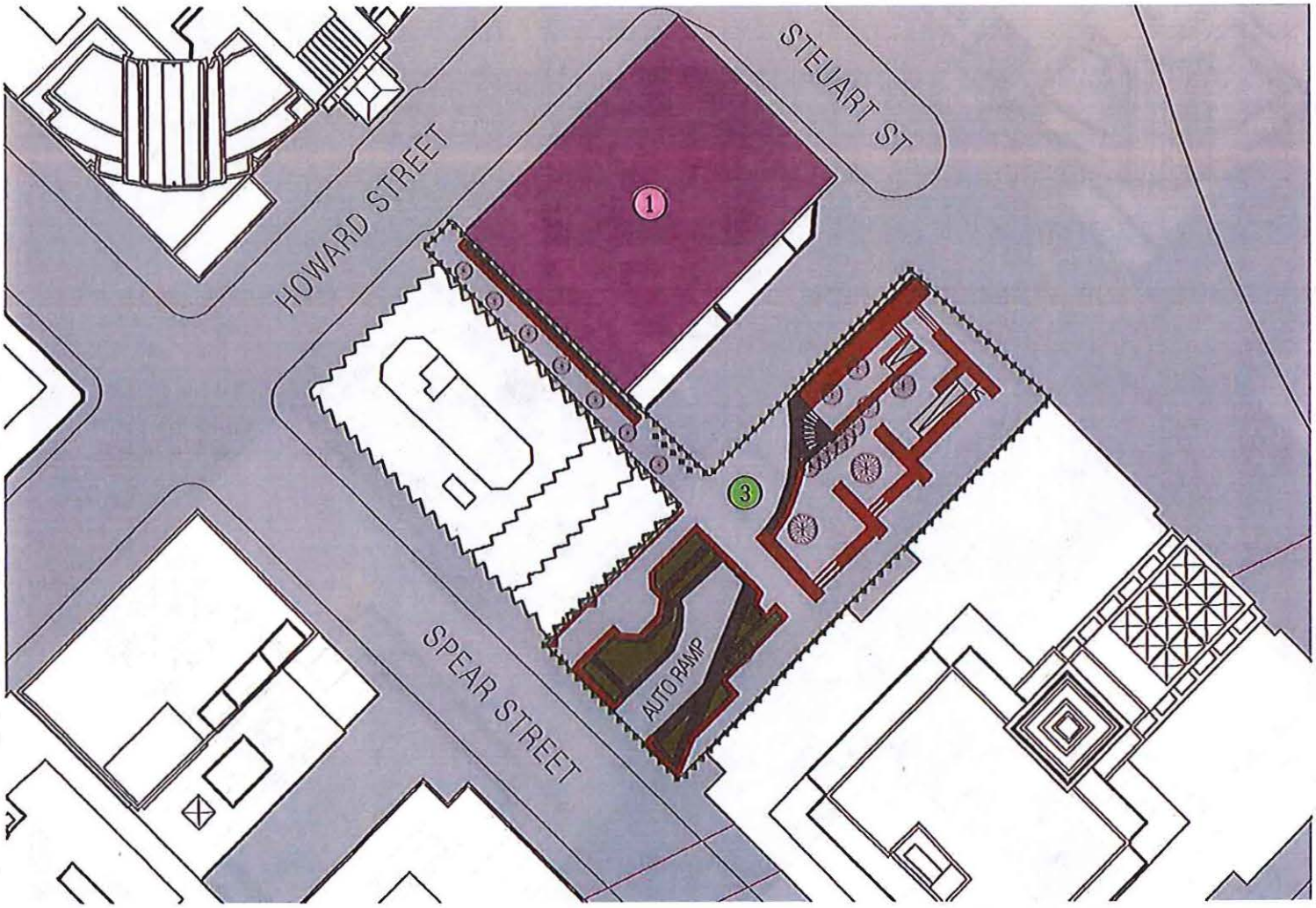

N

DATES OF MAXIMUM SHADING
FEBRUARY 23 / OCTOBER 18

5:00 PM

- Current shading conditions
- 400' Project Shadow (both colors)
- 300' Project Alternative Shadow only
- Shadow profiles of Cumulative Projects
- Open Space Perimeter
- Plant Bed
- Multi-level Patio
- Bench or Other Seating
- Tree
- Open Spaces
  - 3 Spear Street Terrace
- Cumulative Projects
  - 1 75 Howard Street

PREVISION DESIGN

D2.11 160 FOLSOM STREET / TRANSBAY BLOCK 1

Shadow Profiles on the date of maximum shading on Spear Street Terrace

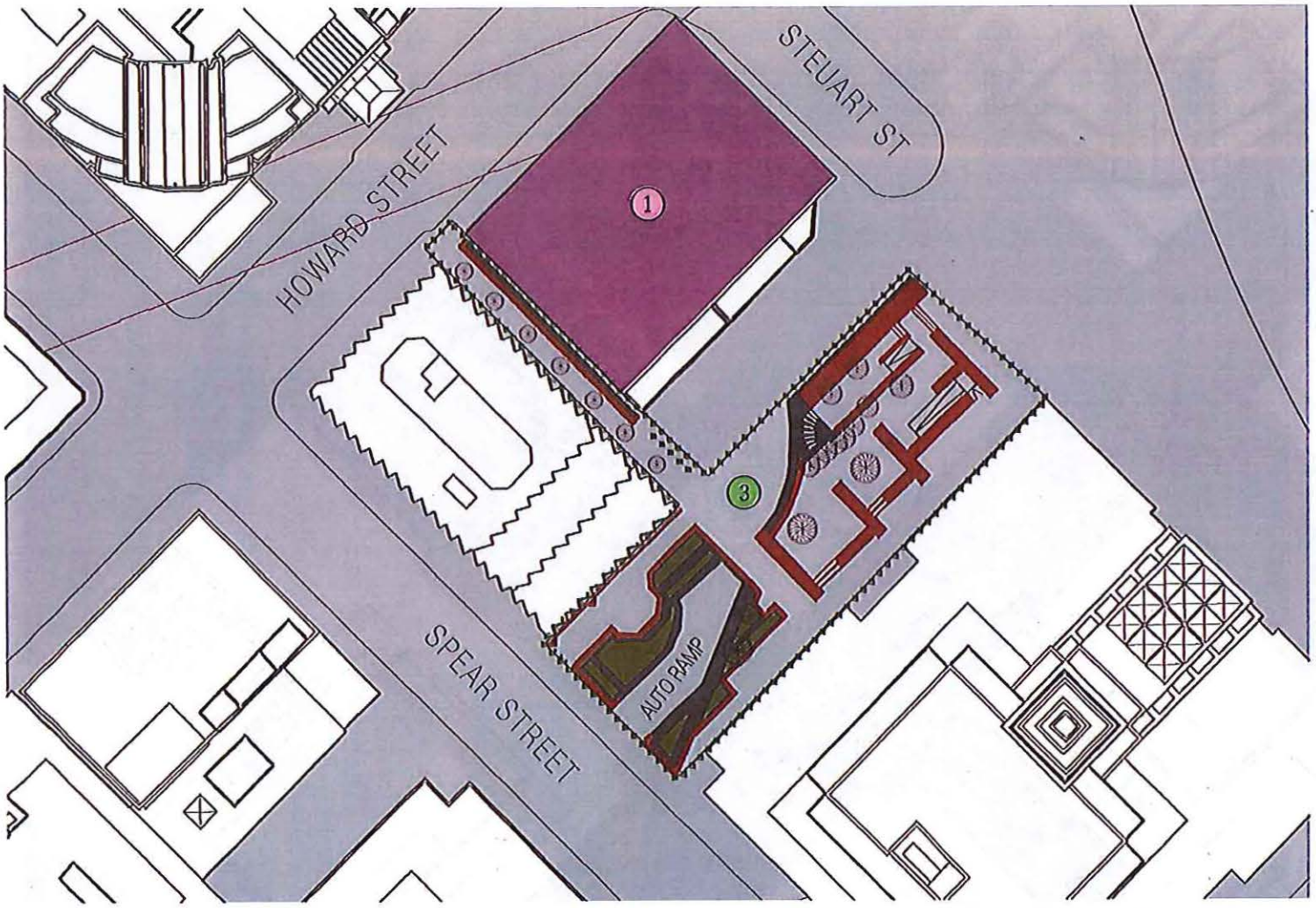

N

DATES OF MAXIMUM SHADING
FEBRUARY 23 / OCTOBER 18

5:28 PM

- Current shading conditions
- 400' Project Shadow (both colors)
- 300' Project Alternative Shadow only
- Shadow profiles of Cumulative Projects
- Open Space Perimeter
- Plant Bed
- Multi-level Patio
- Bench or Other Seating
- Tree
- Open Spaces
  - 3 Spear Street Terrace
- Cumulative Projects
  - 1 75 Howard Street

EXHIBIT E: SHADOW DIAGRAMS ON HOWARD / FREMONT PLAZA

E1: Full-year Aggregate Shadow Fan

E2: Day of Maximum Shading

Diagrams at one hour intervals starting one hour after sunrise to one hour prior to sunset..

E1

160 FOLSOM STREET / TRANSBAY BLOCK 1

Aggregate annual new project shadows for Howard / Fremont Plaza

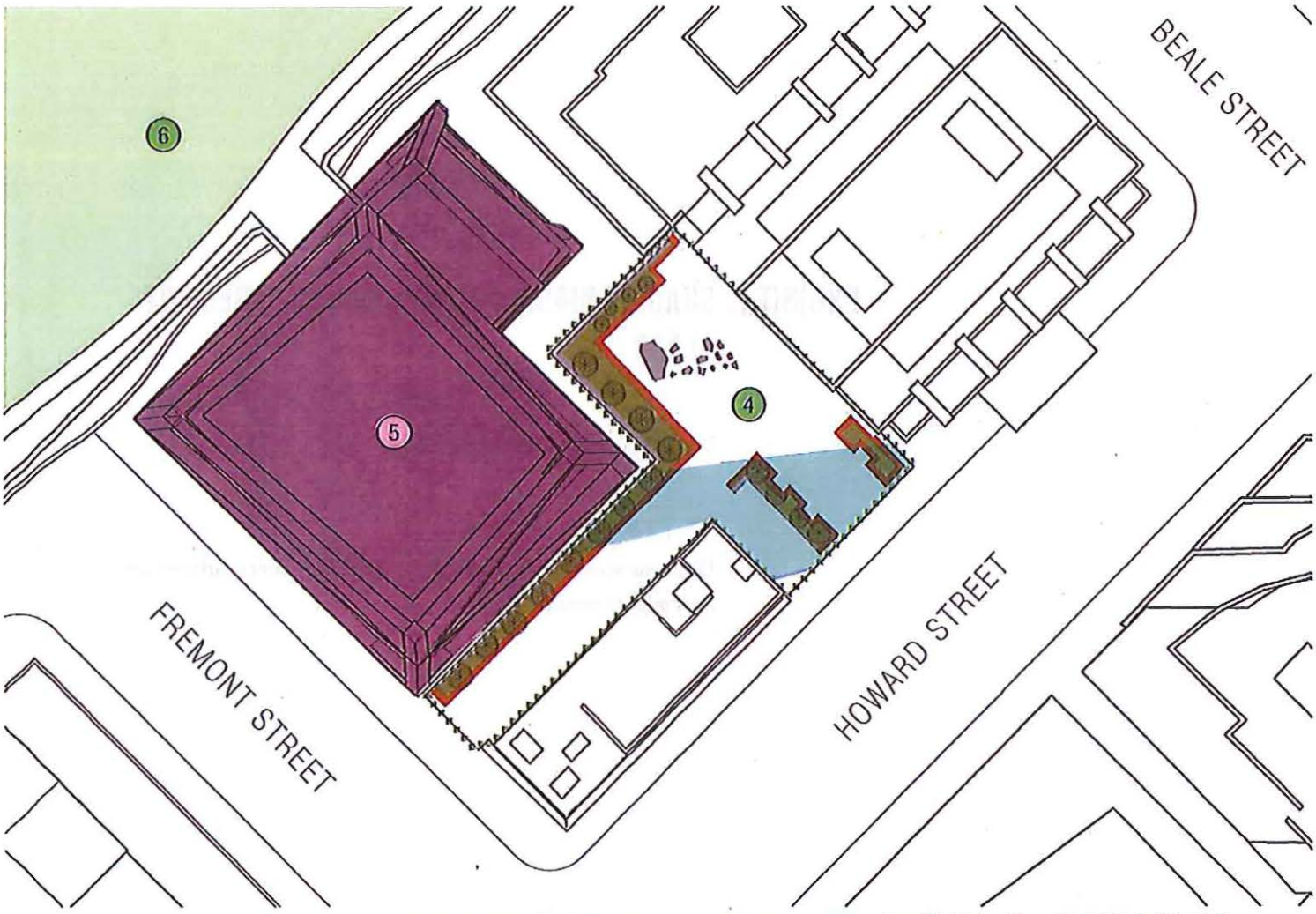

N

AGGREGATE ANNUAL SHADOWS CAST DURING SECTION 295 HOURS ANNUALLY

FULL YEAR

- Current shading conditions
- 400' Project Shadow (both colors)
- 300' Project Alternative Shadow only
- Open Space Perimeter
- Plant Bed
- Rock Sculpture Garden
- Bench or Other Seating
- Tree
- Open Spaces
  - 4 Howard/Fremont Plaza
  - 6 Transbay Transit Center Park
- Cumulative Projects
  - 5 181 Fremont Street

E2.1 160 FOLSOM STREET / TRANSBAY BLOCK 1

Shadow Profiles on the date of maximum shading for Howard / Fremont Plaza

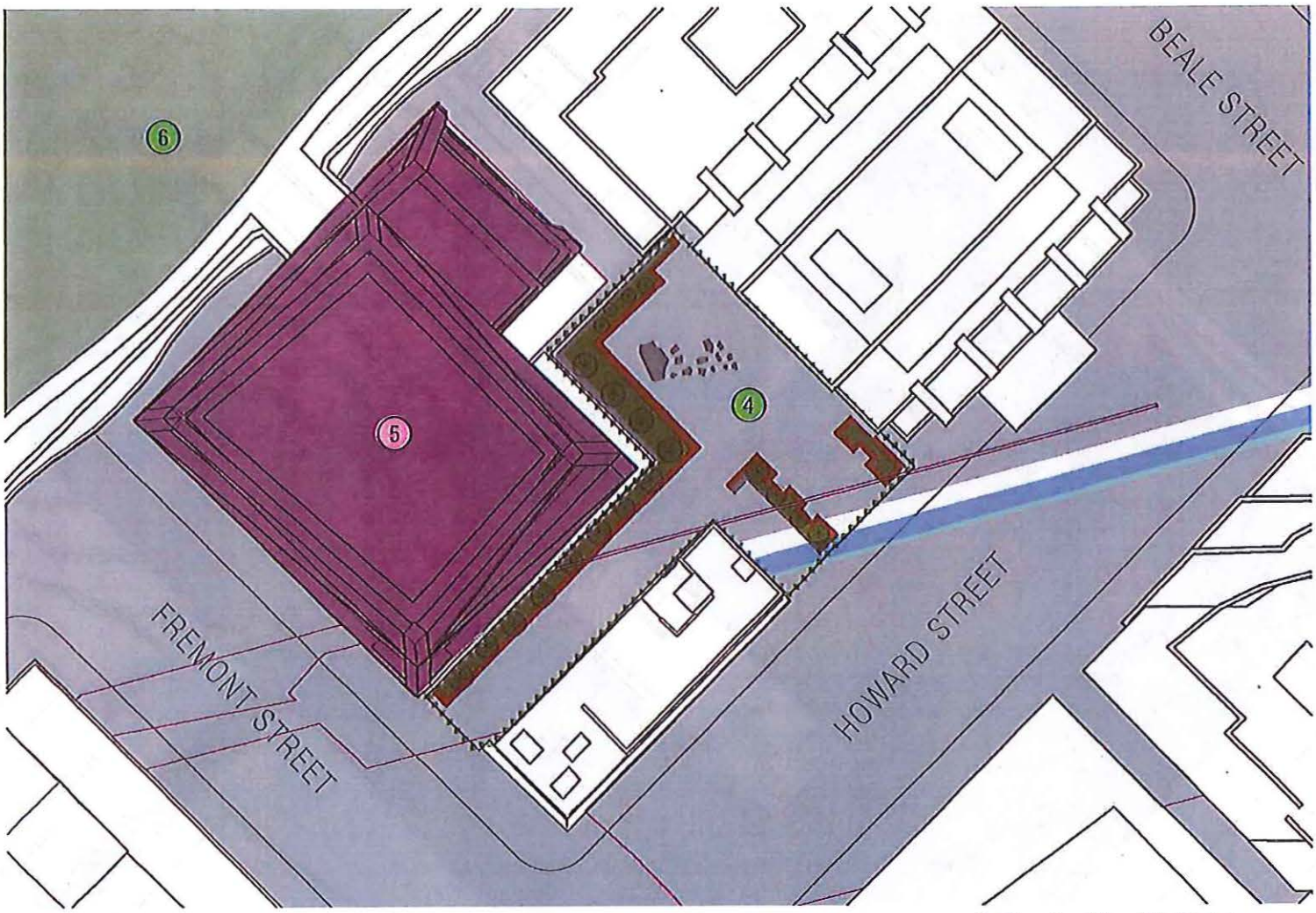

N

DATES OF MAXIMUM SHADING
AUGUST 2

7:14 AM

- Current shading conditions
- 400' Project Shadow (both colors)
- 300' Project Alternative Shadow only
- Shadow profiles of Cumulative Projects
- Open Space Perimeter
- Plant Bed
- Rock Sculpture Garden
- Bench or Other Seating
- Tree
- Open Spaces
  - 4 Howard/Fremont Plaza
  - 6 Transbay Transit Center Park
- Cumulative Projects
  - 5 181 Fremont Street

E2.2 160 FOLSOM STREET / TRANSBAY BLOCK 1

Shadow Profiles on the date of maximum shading for Howard / Fremont Plaza

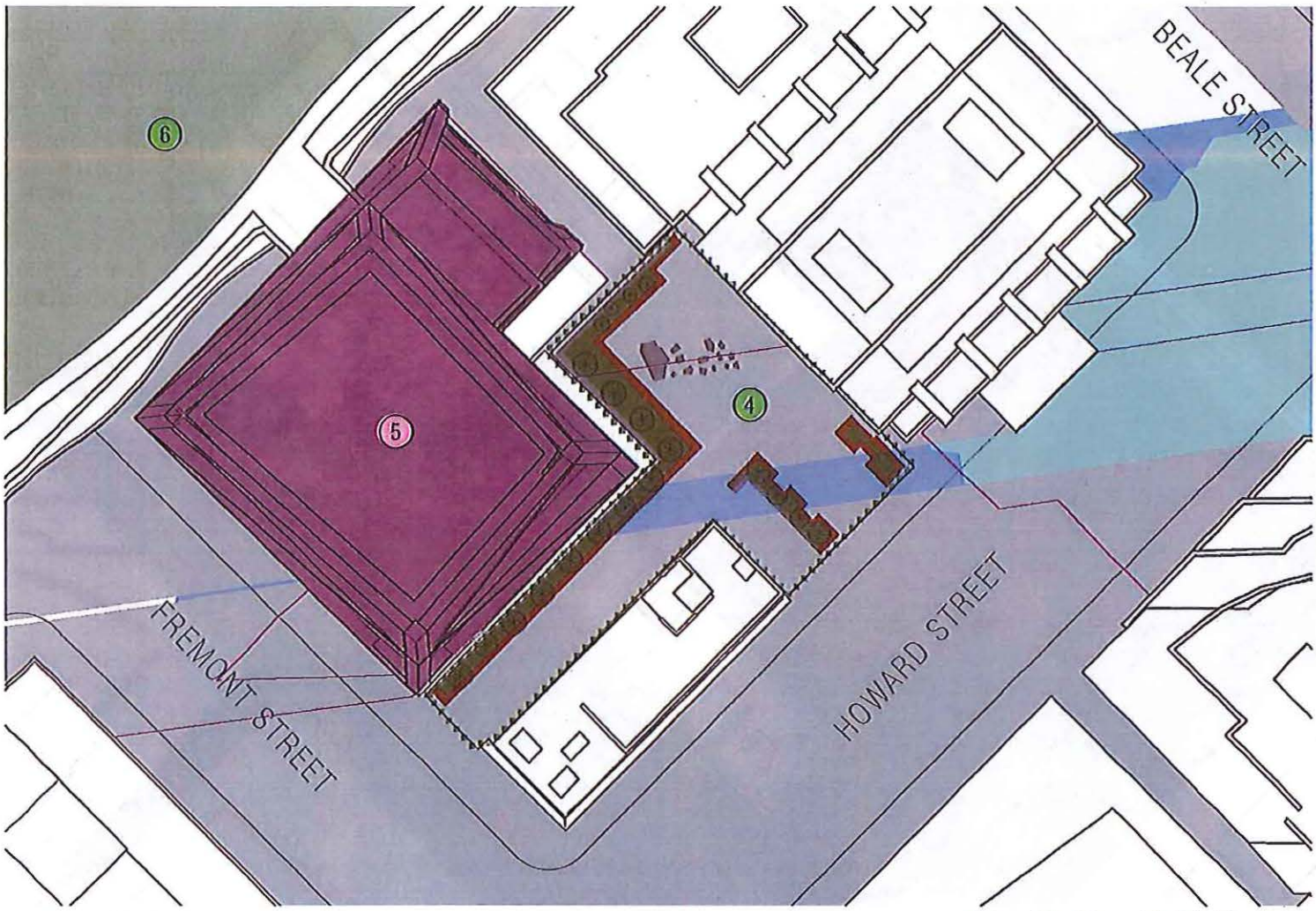

N

DATES OF MAXIMUM SHADING
AUGUST 2

8:00 AM

- Current shading conditions
- 400' Project Shadow (both colors)
- 300' Project Alternative Shadow only
- Shadow profiles of Cumulative Projects
- Open Space Perimeter
- Plant Bed
- Rock Sculpture Garden
- Bench or Other Seating
- Tree
- Open Spaces
  - 4 Howard/Fremont Plaza
  - 6 Transbay Transit Center Park
- Cumulative Projects
  - 5 181 Fremont Street

E2.3 160 FOLSOM STREET / TRANSBAY BLOCK 1

Shadow Profiles on the date of maximum shading for Howard / Fremont Plaza

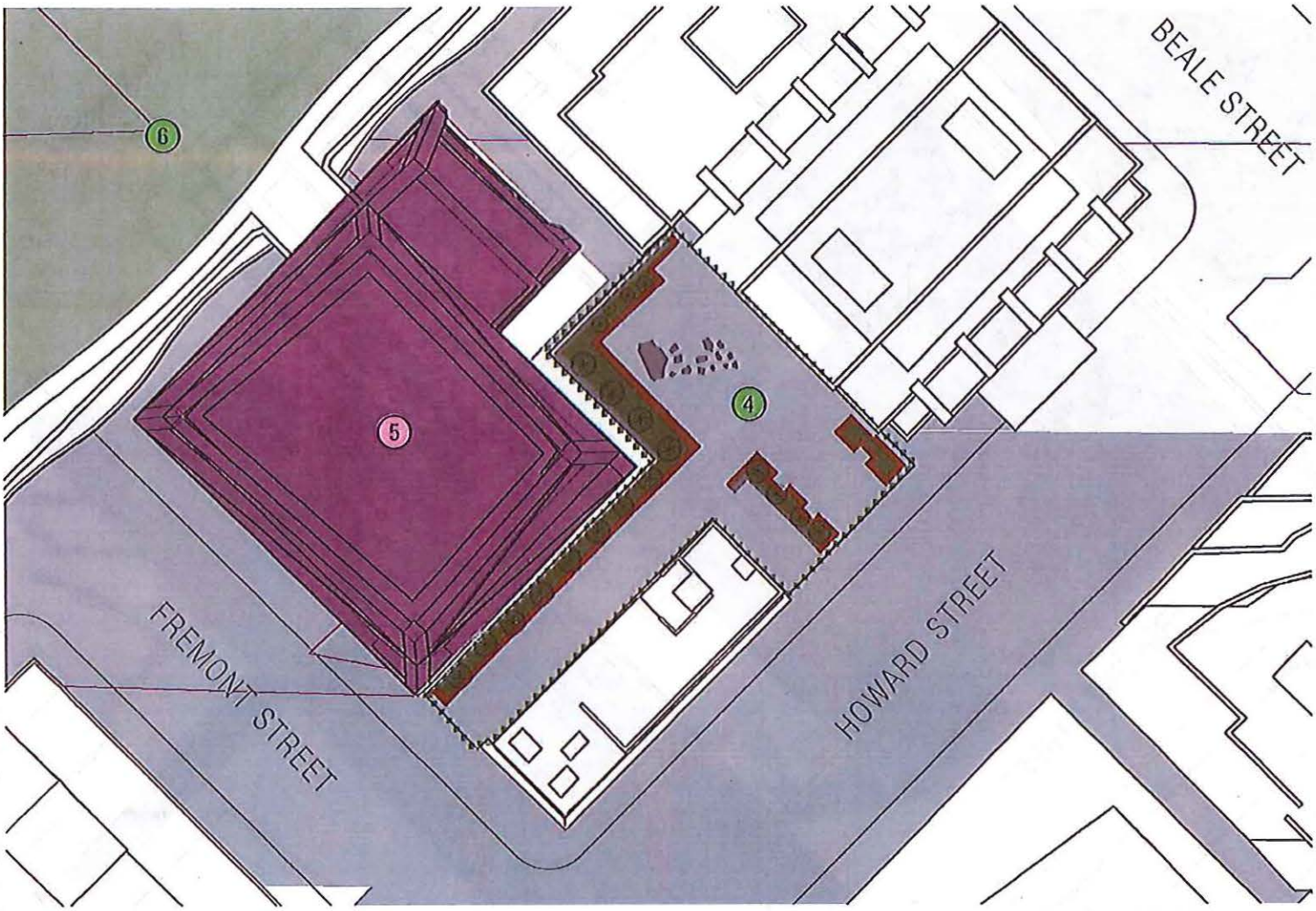

N

DATES OF MAXIMUM SHADING
AUGUST 2

9:00 AM

- Current shading conditions
- 400' Project Shadow (both colors)
- 300' Project Alternative Shadow only
- Shadow profiles of Cumulative Projects
- Open Space Perimeter
- Plant Bed
- Rock Sculpture Garden
- Bench or Other Seating
- Tree
- Open Spaces
  - 4 Howard/Fremont Plaza
  - 6 Transbay Transit Center Park
- Cumulative Projects
  - 5 181 Fremont Street

E2.4 160 FOLSOM STREET / TRANSBAY BLOCK 1

Shadow Profiles on the date of maximum shading for Howard / Fremont Plaza

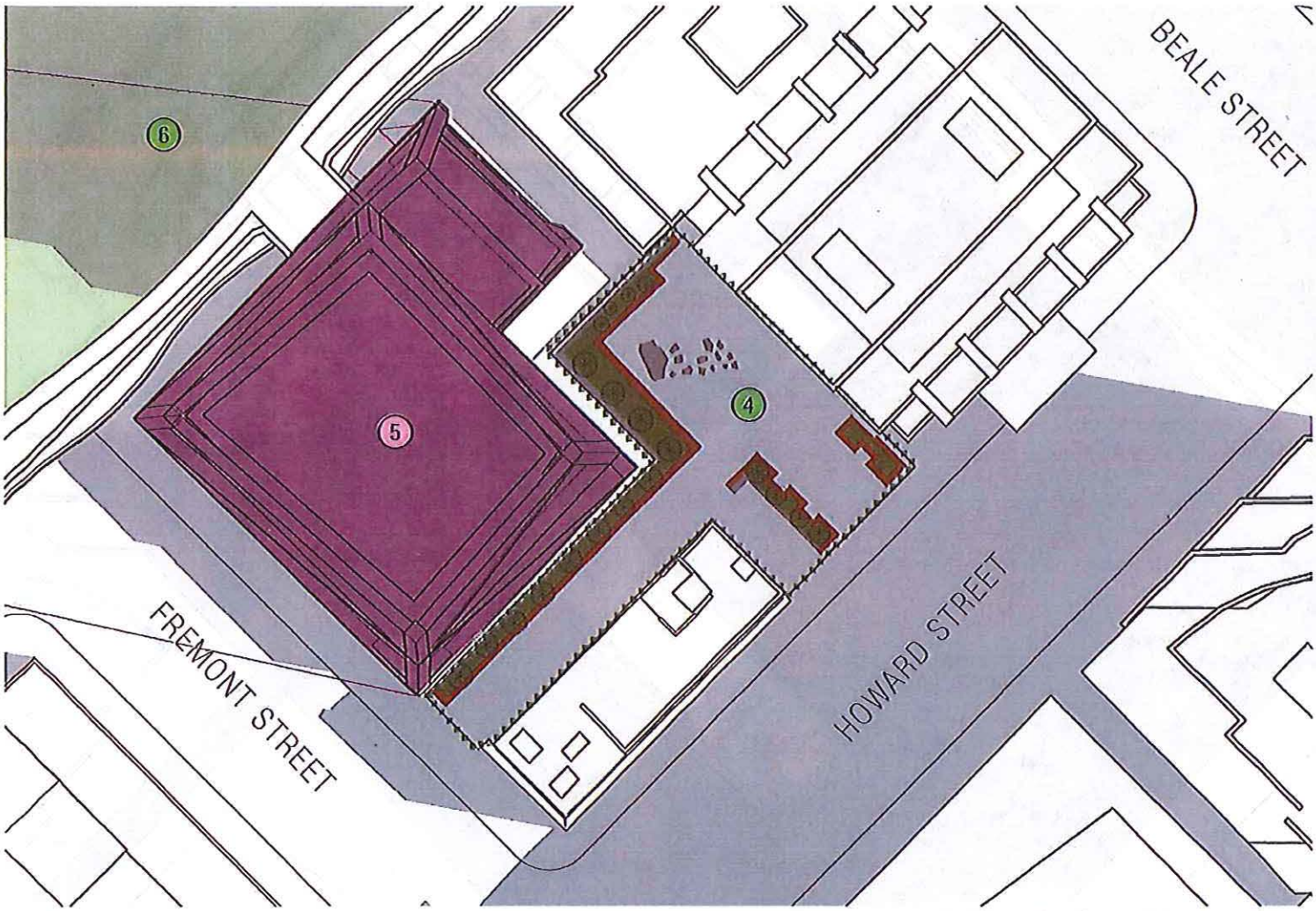

N

DATES OF MAXIMUM SHADING
AUGUST 2

10:00 AM

- Current shading conditions
- 400' Project Shadow (both colors)
- 300' Project Alternative Shadow only
- Shadow profiles of Cumulative Projects
- Open Space Perimeter
- Plant Bed
- Rock Sculpture Garden
- Bench or Other Seating
- Tree
- Open Spaces
  - 4 Howard/Fremont Plaza
  - 6 Transbay Transit Center Park
- Cumulative Projects
  - 5 181 Fremont Street

E2.5 160 FOLSOM STREET / TRANSBAY BLOCK 1

Shadow Profiles on the date of maximum shading for Howard / Fremont Plaza

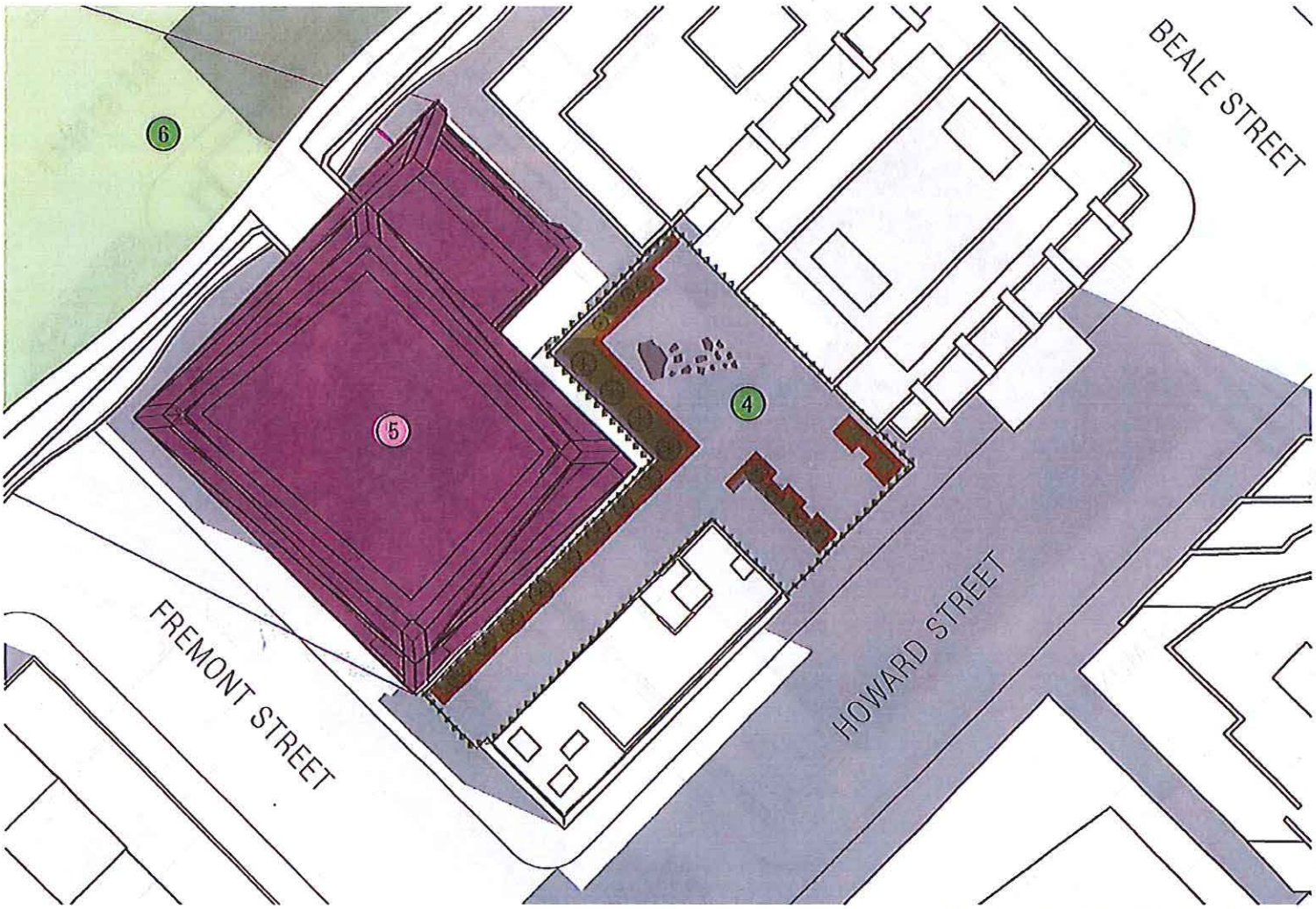

N

DATES OF MAXIMUM SHADING
AUGUST 2

11:00 AM

- Current shading conditions
- 400' Project Shadow (both colors)
- 300' Project Alternative Shadow only
- Shadow profiles of Cumulative Projects
- Open Space Perimeter
- Plant Bed
- Rock Sculpture Garden
- Bench or Other Seating
- Tree
- Open Spaces
  - 4 Howard/Fremont Plaza
  - 6 Transbay Transit Center Park
- Cumulative Projects
  - 5 181 Fremont Street

E2.6 160 FOLSOM STREET / TRANSBAY BLOCK 1

Shadow Profiles on the date of maximum shading for Howard / Fremont Plaza

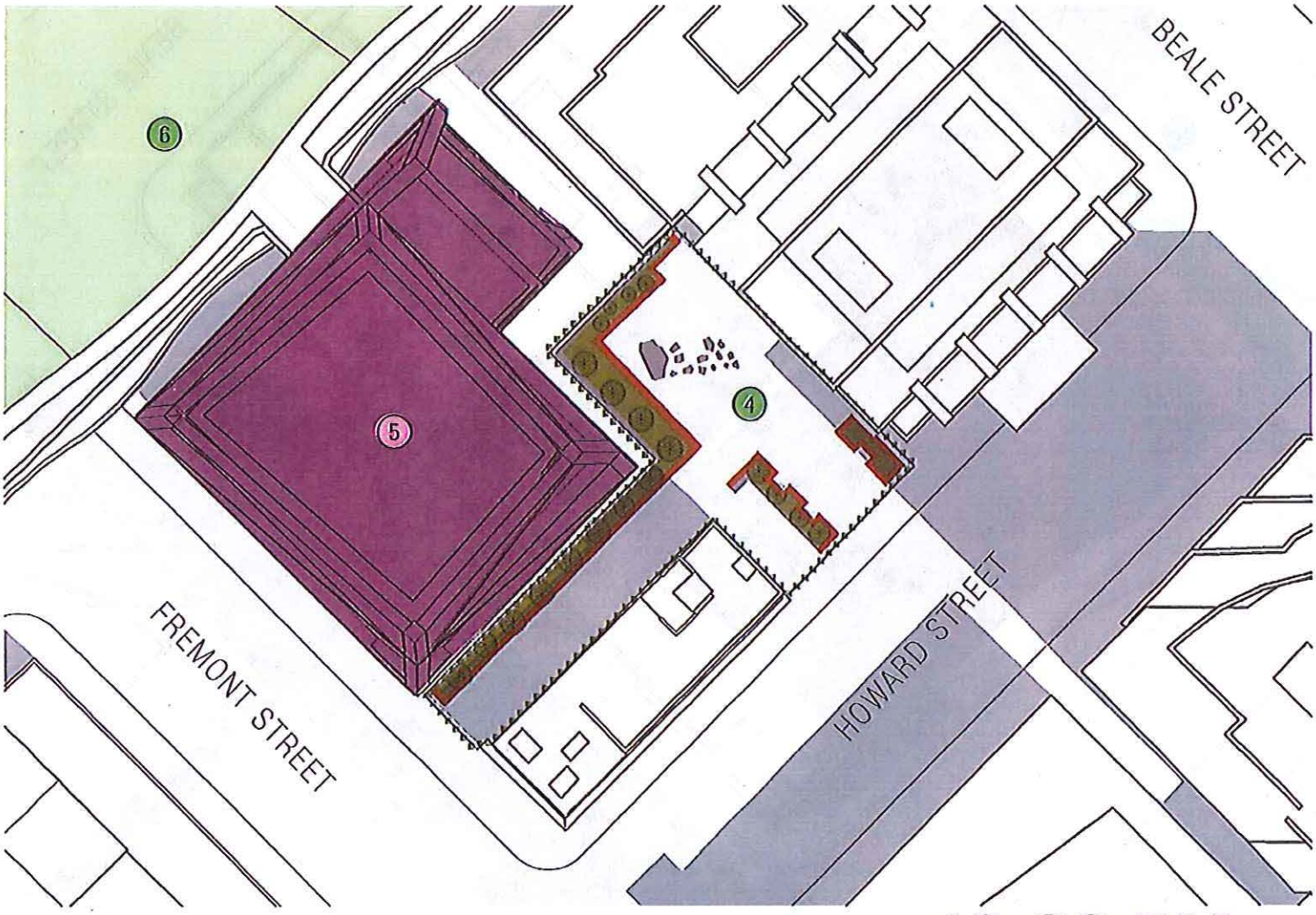

N

DATES OF MAXIMUM SHADING
AUGUST 2

12:00 PM

- Current shading conditions
- 400' Project Shadow (both colors)
- 300' Project Alternative Shadow only
- Shadow profiles of Cumulative Projects
- Open Space Perimeter
- Plant Bed
- Rock Sculpture Garden
- Bench or Other Seating
- Tree
- Open Spaces
  - 4 Howard/Fremont Plaza
  - 6 Transbay Transit Center Park
- Cumulative Projects
  - 5 181 Fremont Street

E2.7 160 FOLSOM STREET / TRANSBAY BLOCK 1

Shadow Profiles on the date of maximum shading for Howard / Fremont Plaza

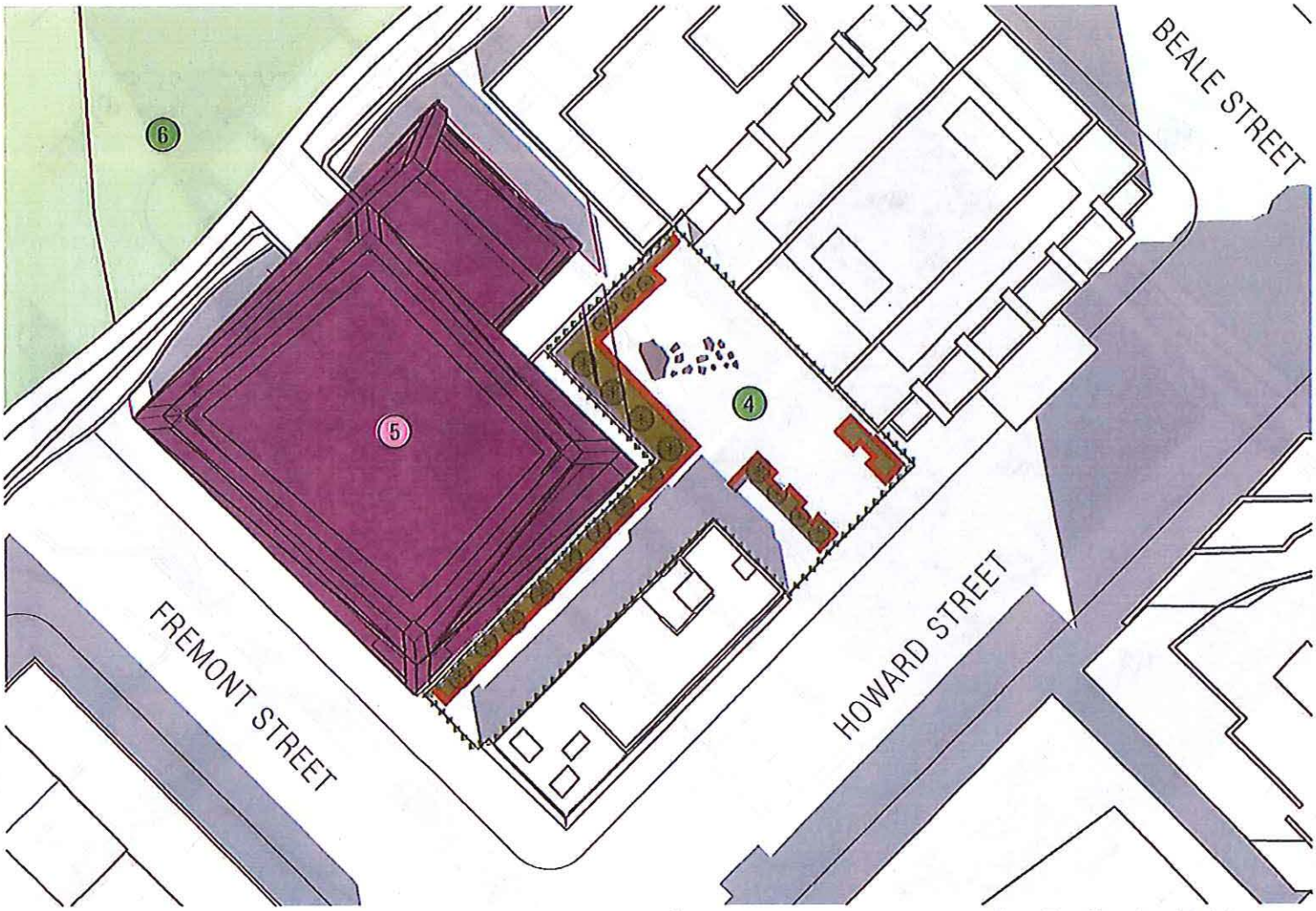

N

DATES OF MAXIMUM SHADING
AUGUST 2

1:00 PM

- Current shading conditions
- 400' Project Shadow (both colors)
- 300' Project Alternative Shadow only
- Shadow profiles of Cumulative Projects
- Open Space Perimeter
- Plant Bed
- Rock Sculpture Garden
- Bench or Other Seating
- Tree
- Open Spaces
  - 4 Howard/Fremont Plaza
  - 6 Transbay Transit Center Park
- Cumulative Projects
  - 5 181 Fremont Street

E2.8 160 FOLSOM STREET / TRANSBAY BLOCK 1

Shadow Profiles on the date of maximum shading for Howard / Fremont Plaza

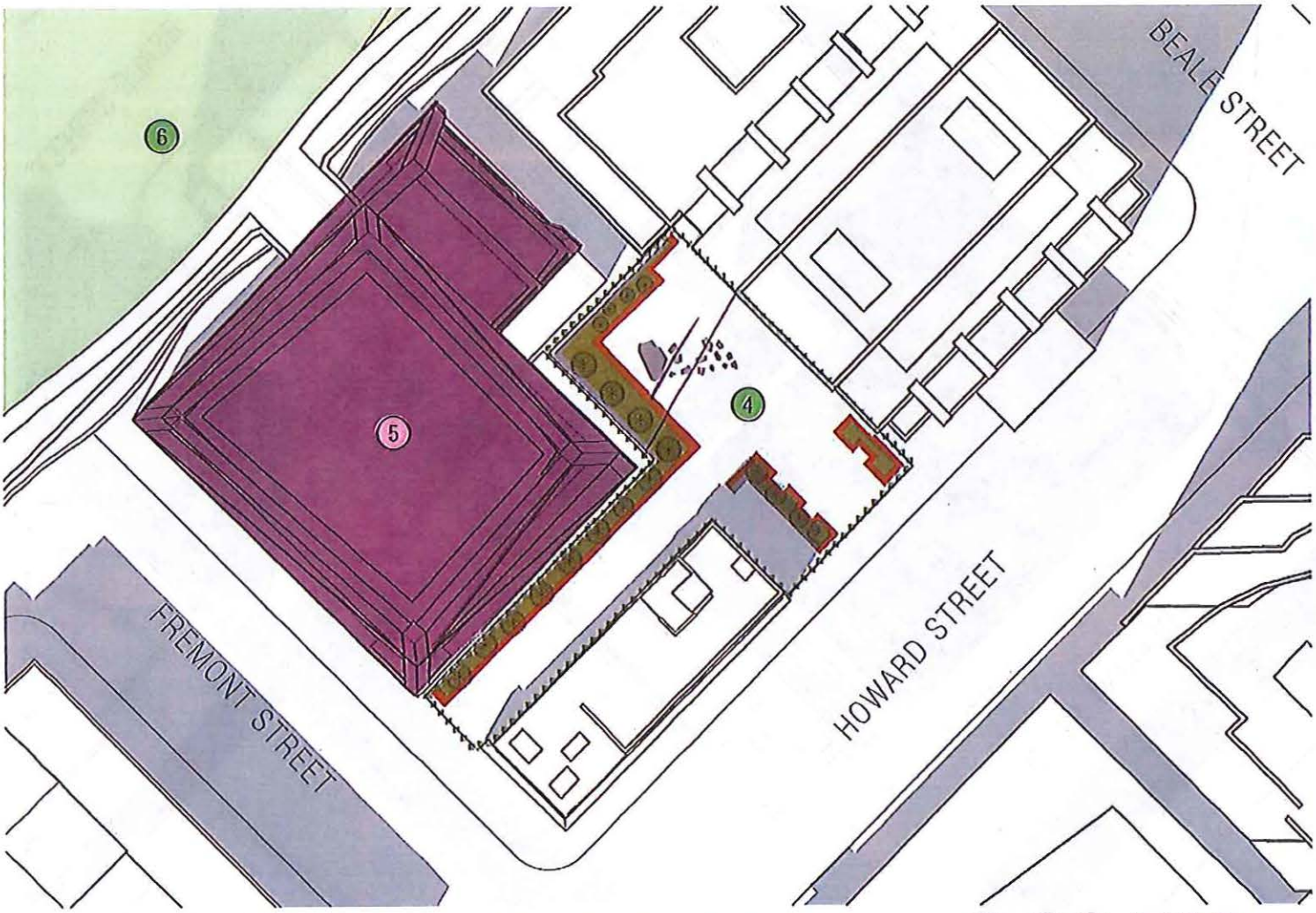

N

DATES OF MAXIMUM SHADING
AUGUST 2

2:00 PM

- Current shading conditions
- 400' Project Shadow (both colors)
- 300' Project Alternative Shadow only
- Shadow profiles of Cumulative Projects
- Open Space Perimeter
- Plant Bed
- Rock Sculpture Garden
- Bench or Other Seating
- Tree
- Open Spaces
  - 4 Howard/Fremont Plaza
  - 6 Transbay Transit Center Park
- Cumulative Projects
  - 5 181 Fremont Street

E2.9 160 FOLSOM STREET / TRANSBAY BLOCK 1

Shadow Profiles on the date of maximum shading for Howard / Fremont Plaza

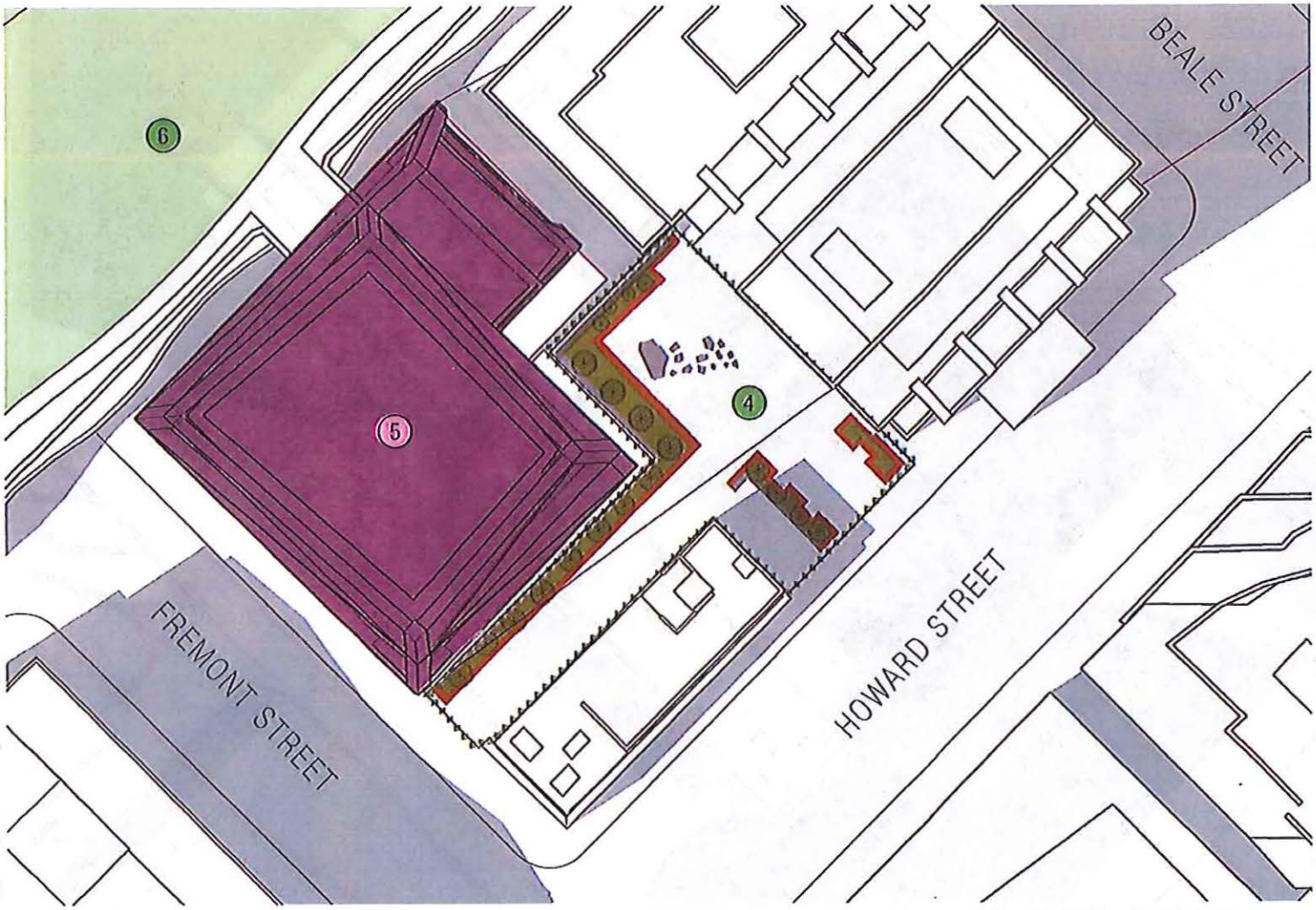

N

DATES OF MAXIMUM SHADING
AUGUST 2

3:00 PM

- Current shading conditions
- 400' Project Shadow (both colors)
- 300' Project Alternative Shadow only
- Shadow profiles of Cumulative Projects
- Open Space Perimeter
- Plant Bed
- Rock Sculpture Garden
- Bench or Other Seating
- Tree
- Open Spaces
  - 4 Howard/Fremont Plaza
  - 6 Transbay Transit Center Park
- Cumulative Projects
  - 5 181 Fremont Street

E2.10 160 FOLSOM STREET / TRANSBAY BLOCK 1

Shadow Profiles on the date of maximum shading for Howard / Fremont Plaza

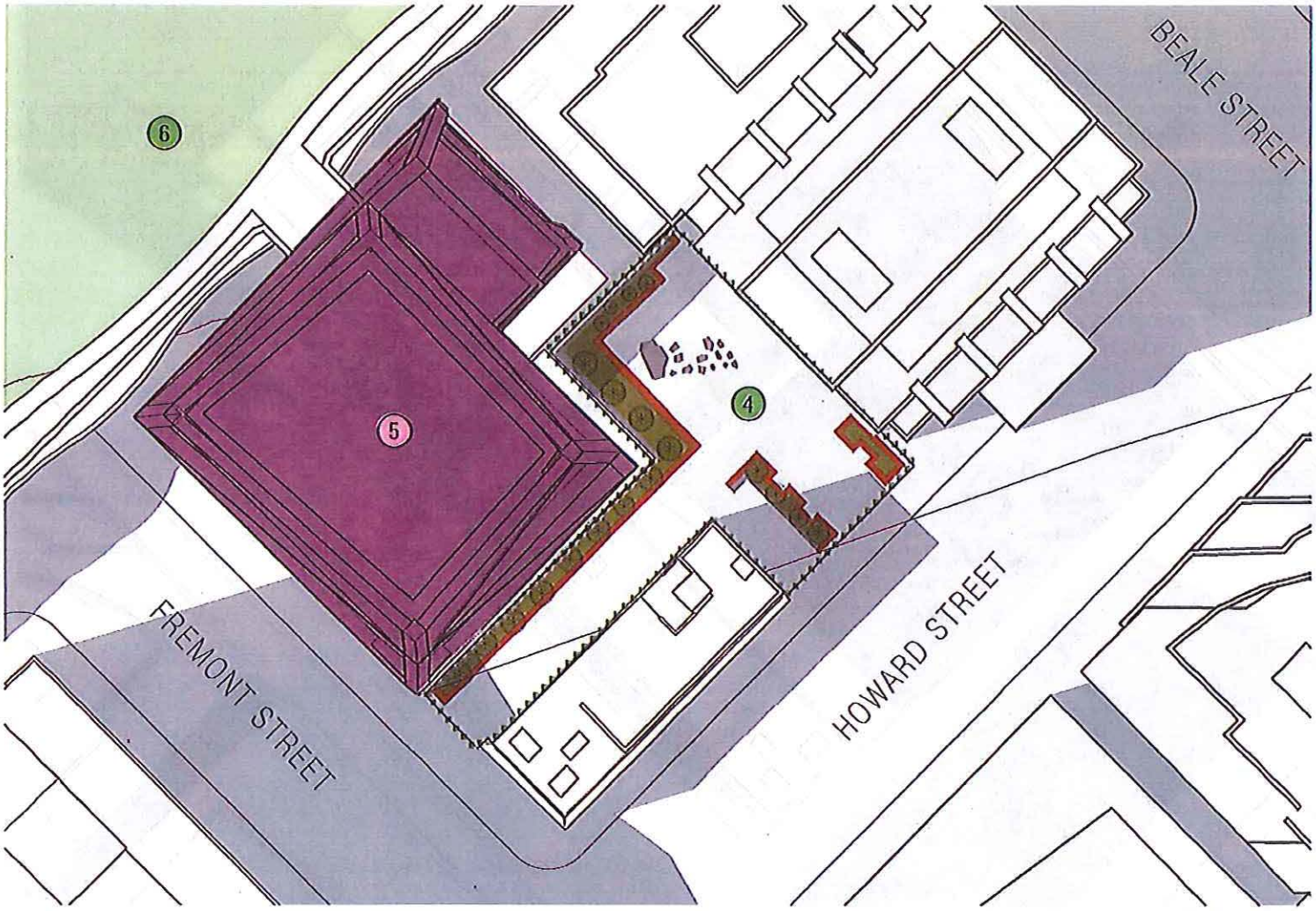

N

DATES OF MAXIMUM SHADING
AUGUST 2

4:00 PM

- Current shading conditions
- 400' Project Shadow (both colors)
- 300' Project Alternative Shadow only
- Shadow profiles of Cumulative Projects
- Open Space Perimeter
- Plant Bed
- Rock Sculpture Garden
- Bench or Other Seating
- Tree
- Open Spaces
  - 4 Howard/Fremont Plaza
  - 6 Transbay Transit Center Park
- Cumulative Projects
  - 5 181 Fremont Street

E2.11 160 FOLSOM STREET / TRANSBAY BLOCK 1

Shadow Profiles on the date of maximum shading for Howard / Fremont Plaza

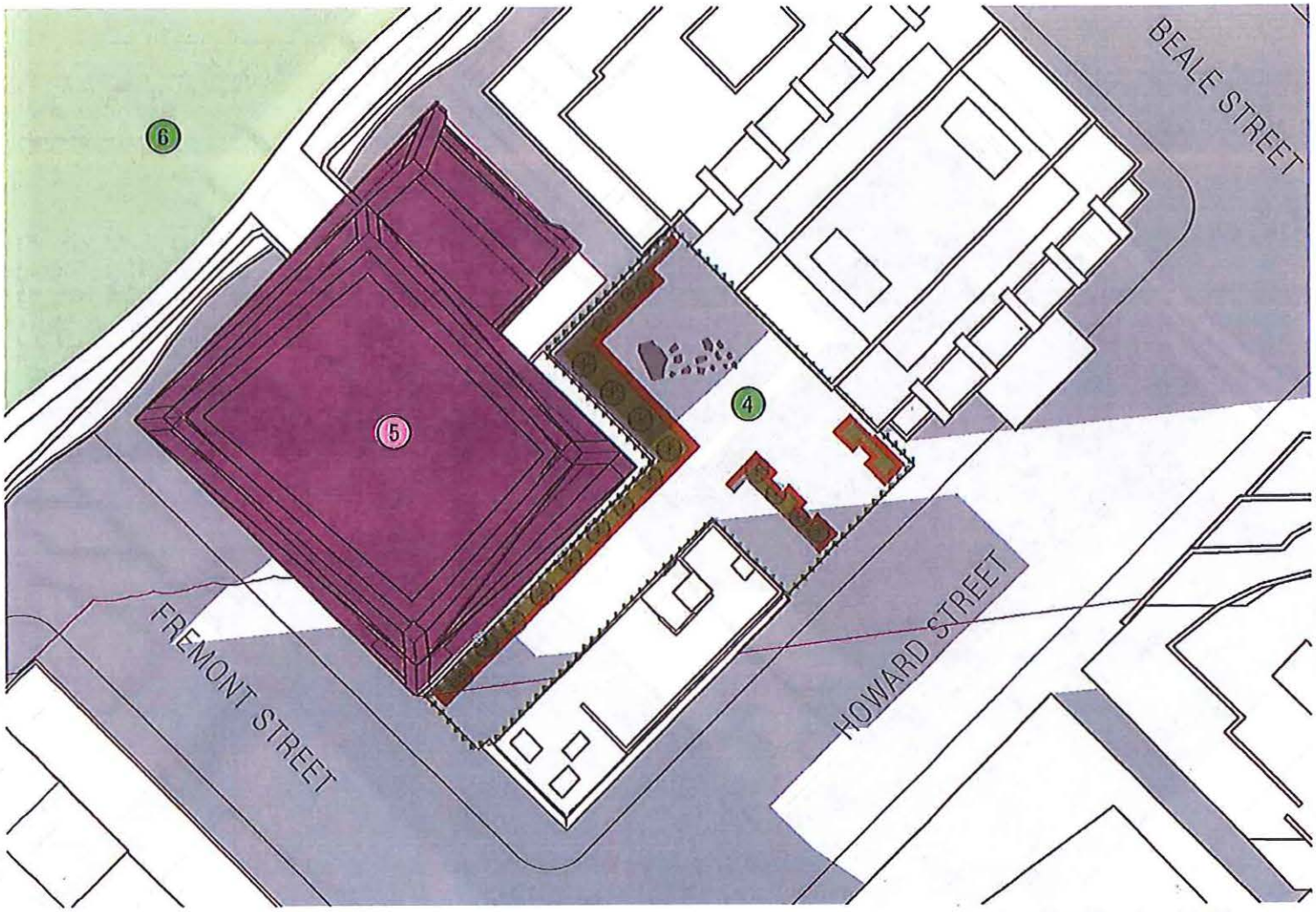

N

DATES OF MAXIMUM SHADING
AUGUST 2

5:00 PM

- Current shading conditions
- 400' Project Shadow (both colors)
- 300' Project Alternative Shadow only
- Shadow profiles of Cumulative Projects
- Open Space Perimeter
- Plant Bed
- Rock Sculpture Garden
- Bench or Other Seating
- Tree
- Open Spaces
  - 4 Howard/Fremont Plaza
  - 6 Transbay Transit Center Park
- Cumulative Projects
  - 5 181 Fremont Street

E2.12 160 FOLSOM STREET / TRANSBAY BLOCK 1

Shadow Profiles on the date of maximum shading for Howard / Fremont Plaza

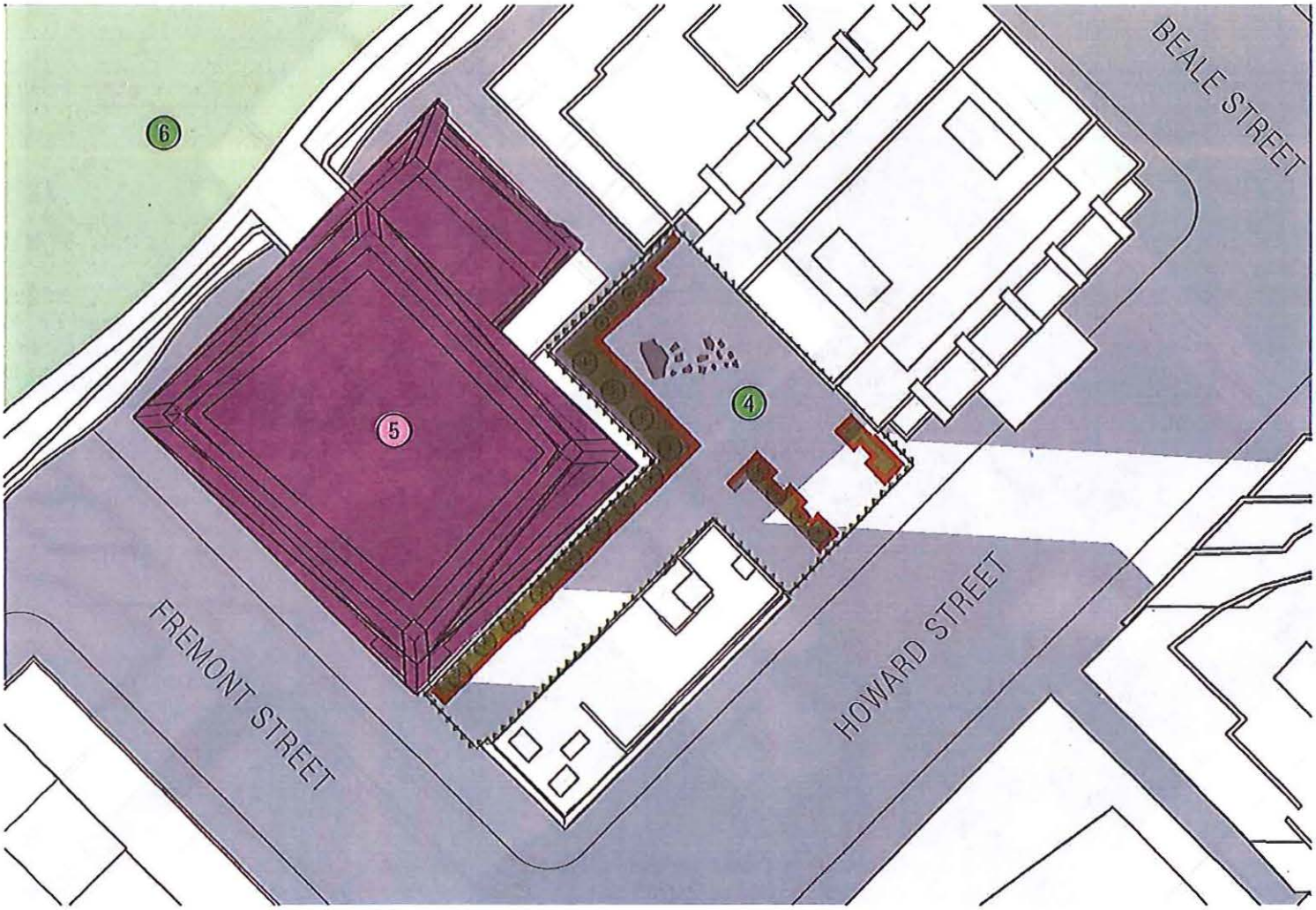

N

DATES OF MAXIMUM SHADING
AUGUST 2

6:00 PM

- Current shading conditions
- 400' Project Shadow (both colors)
- 300' Project Alternative Shadow only
- Shadow profiles of Cumulative Projects
- Open Space Perimeter
- Plant Bed
- Rock Sculpture Garden
- Bench or Other Seating
- Tree
- Open Spaces
  - 4 Howard/Fremont Plaza
  - 6 Transbay Transit Center Park
- Cumulative Projects
  - 5 181 Fremont Street

E2.13 160 FOLSOM STREET / TRANSBAY BLOCK 1

Shadow Profiles on the date of maximum shading for Howard / Fremont Plaza

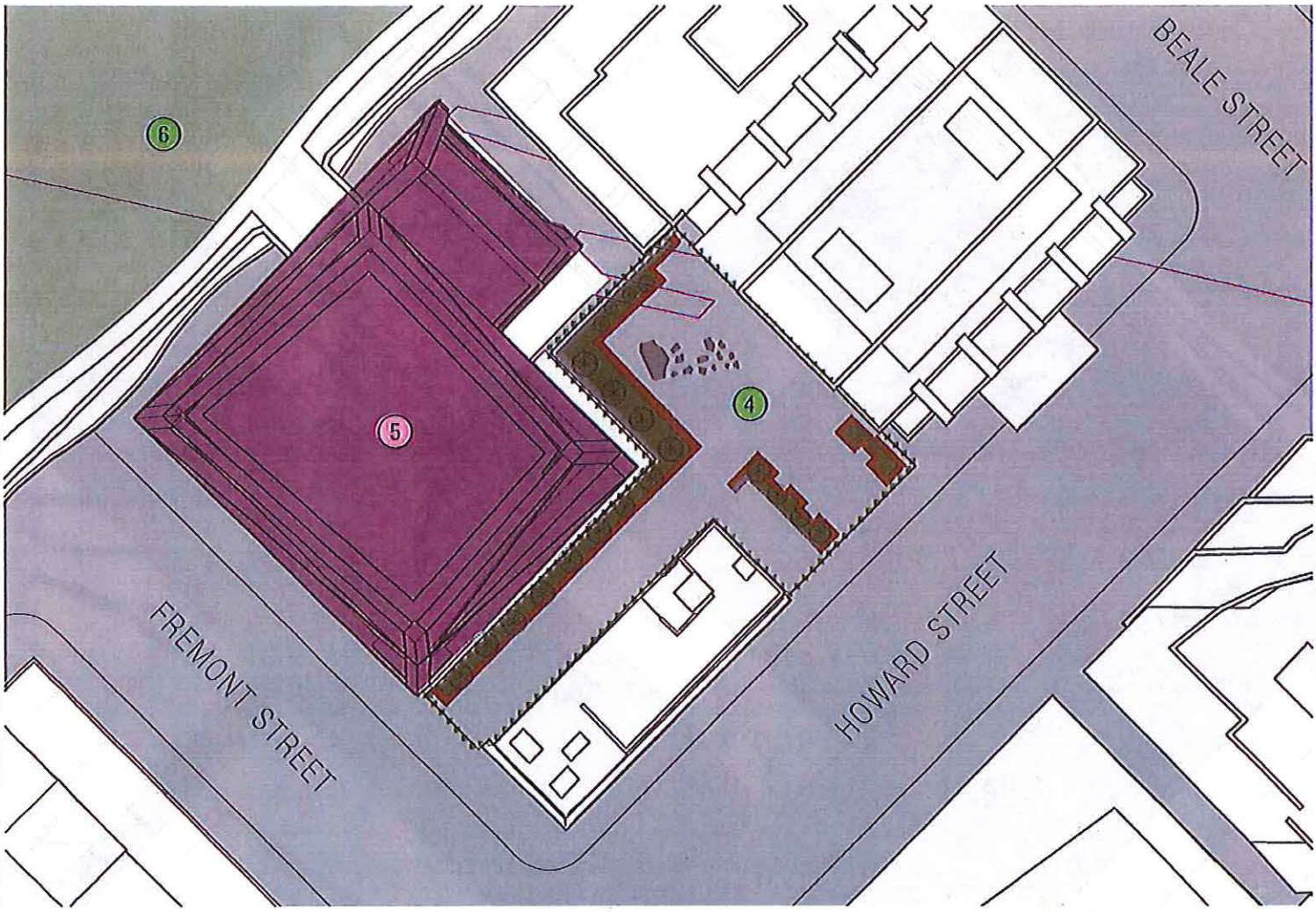

N

DATES OF MAXIMUM SHADING
AUGUST 2

7:00 PM

- Current shading conditions
- 400' Project Shadow (both colors)
- 300' Project Alternative Shadow only
- Shadow profiles of Cumulative Projects
- Open Space Perimeter
- Plant Bed
- Rock Sculpture Garden
- Bench or Other Seating
- Tree
- Open Spaces
  - 4 Howard/Fremont Plaza
  - 6 Transbay Transit Center Park
- Cumulative Projects
  - 5 181 Fremont Street

E2.14 160 FOLSOM STREET / TRANSBAY BLOCK 1

Shadow Profiles on the date of maximum shading for Howard / Fremont Plaza

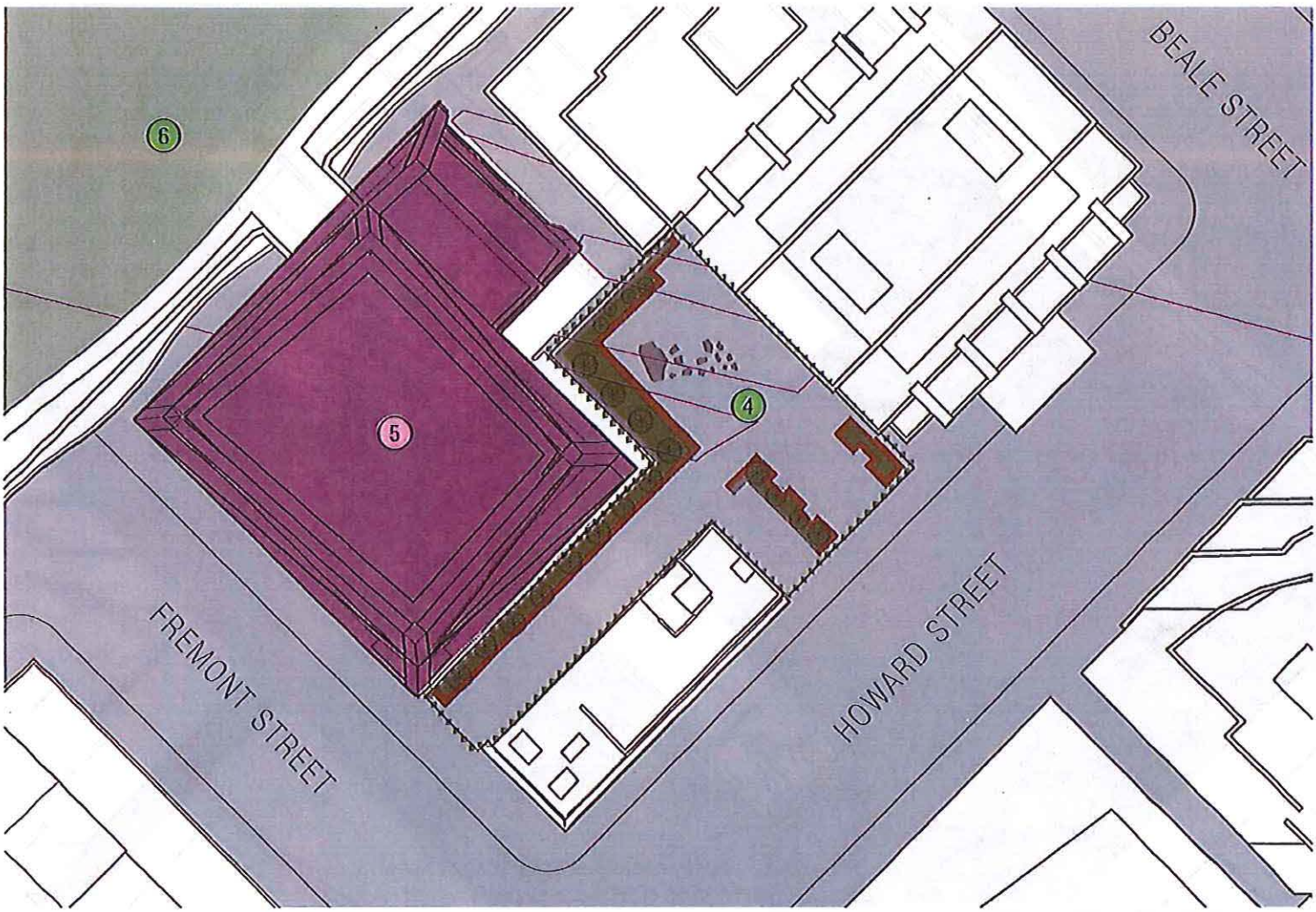

N

DATES OF MAXIMUM SHADING
AUGUST 2

7:17 PM

- Current shading conditions
- 400' Project Shadow (both colors)
- 300' Project Alternative Shadow only
- Shadow profiles of Cumulative Projects
- Open Space Perimeter
- Plant Bed
- Rock Sculpture Garden
- Bench or Other Seating
- Tree
- Open Spaces
  - 4 Howard/Fremont Plaza
  - 6 Transbay Transit Center Park
- Cumulative Projects
  - 5 181 Fremont Street

EXHIBIT F: SHADOW DIAGRAMS ON MAIN STREET PLAZA

F1: Full-year Aggregate Shadow Fan

F2: Day of Maximum Shading

Diagrams at one hour intervals starting one hour after sunrise to one hour prior to sunset.

F1

160 FOLSOM STREET / TRANSBAY BLOCK 1

Aggregate annual new project shadows on Main Street Plaza

N

AGGREGATE ANNUAL SHADOWS CAST DURING SECTION 295 HOURS ANNUALLY

FULL YEAR

- Current shading conditions
- 400' Project Shadow (both colors)
- 300' Project Alternative Shadow only
- Open Space Perimeter
- Bench
- Tree planter with seating
- Open Spaces
  - 2 Transbay Park
  - 5 Main Street Plaza
- Cumulative Projects
  - 1 Transbay Block 4

F2.1 160 FOLSOM STREET / TRANSBAY BLOCK 1

Shadow Profiles on the date of maximum shading on Main Street Plaza

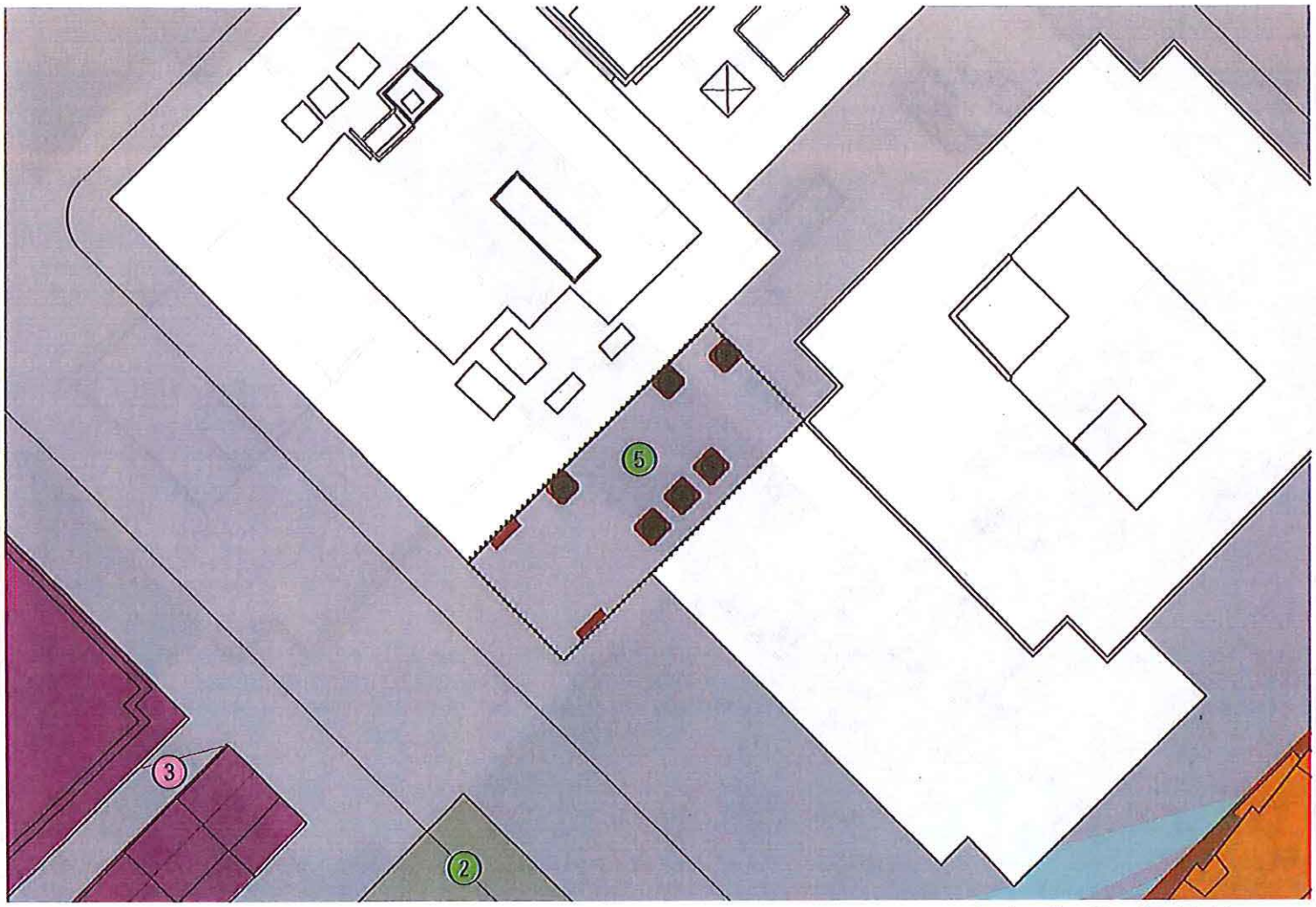

N

DATES OF MAXIMUM SHADING
MAY 10 / AUGUST 2

7:14 AM

- Current shading conditions
- 400' Project Shadow (both colors)
- 300' Project Alternative Shadow only
- Shadow profiles of Cumulative Projects
- Open Space Perimeter
- Bench
- Tree planter with seating
- Open Spaces
  - 2 Transbay Park
  - 5 Main Street Plaza
- Cumulative Projects
  - 1 Transbay Block 4

F2.2 160 FOLSOM STREET / TRANSBAY BLOCK 1

Shadow Profiles on the date of maximum shading on Main Street Plaza

N

DATES OF MAXIMUM SHADING
MAY 10 / AUGUST 2

8:00 AM

- Current shading conditions
- 400' Project Shadow (both colors)
- 300' Project Alternative Shadow only
- Shadow profiles of Cumulative Projects
- Open Space Perimeter
- Bench
- Tree planter with seating
- Open Spaces
  - 2 Transbay Park
  - 5 Main Street Plaza
- Cumulative Projects
  - 1 Transbay Block 4

F2.3 160 FOLSOM STREET / TRANSBAY BLOCK 1

Shadow Profiles on the date of maximum shading on Main Street Plaza

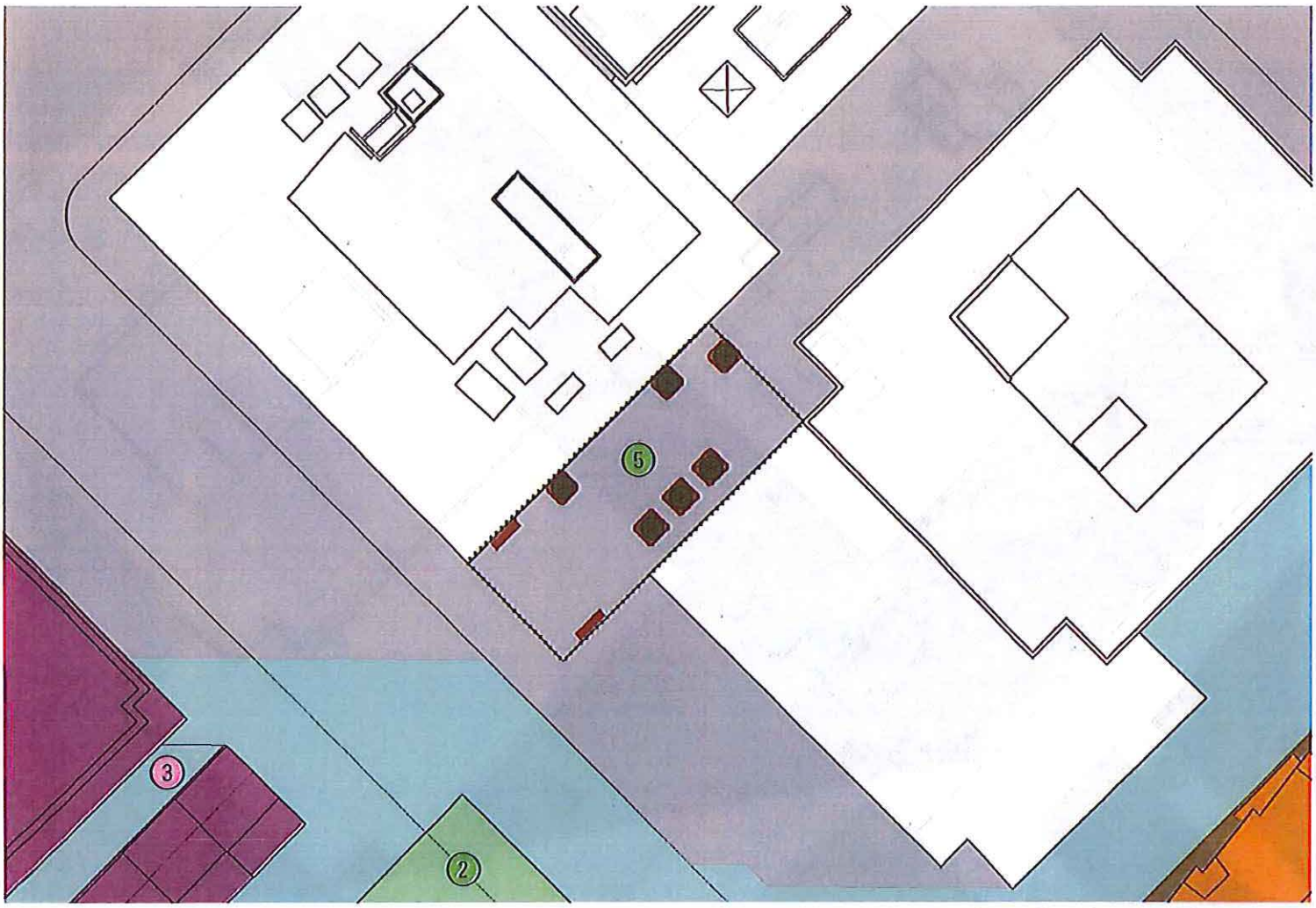

N

DATES OF MAXIMUM SHADING
MAY 10 / AUGUST 2

9:00 AM

- Current shading conditions
- 400' Project Shadow (both colors)
- 300' Project Alternative Shadow only
- Shadow profiles of Cumulative Projects
- Open Space Perimeter
- Bench
- Tree planter with seating
- Open Spaces
  - 2 Transbay Park
  - 5 Main Street Plaza
- Cumulative Projects
  - 1 Transbay Block 4

F2.4 160 FOLSOM STREET / TRANSBAY BLOCK 1

Shadow Profiles on the date of maximum shading on Main Street Plaza

N

DATES OF MAXIMUM SHADING
MAY 10 / AUGUST 2

10:00 AM

- Current shading conditions
- 400' Project Shadow (both colors)
- 300' Project Alternative Shadow only
- Shadow profiles of Cumulative Projects
- Open Space Perimeter
- Bench
- Tree planter with seating
- Open Spaces
  - 2 Transbay Park
  - 5 Main Street Plaza
- Cumulative Projects
  - 1 Transbay Block 4

F2.5 160 FOLSOM STREET / TRANSBAY BLOCK 1

Shadow Profiles on the date of maximum shading on Main Street Plaza

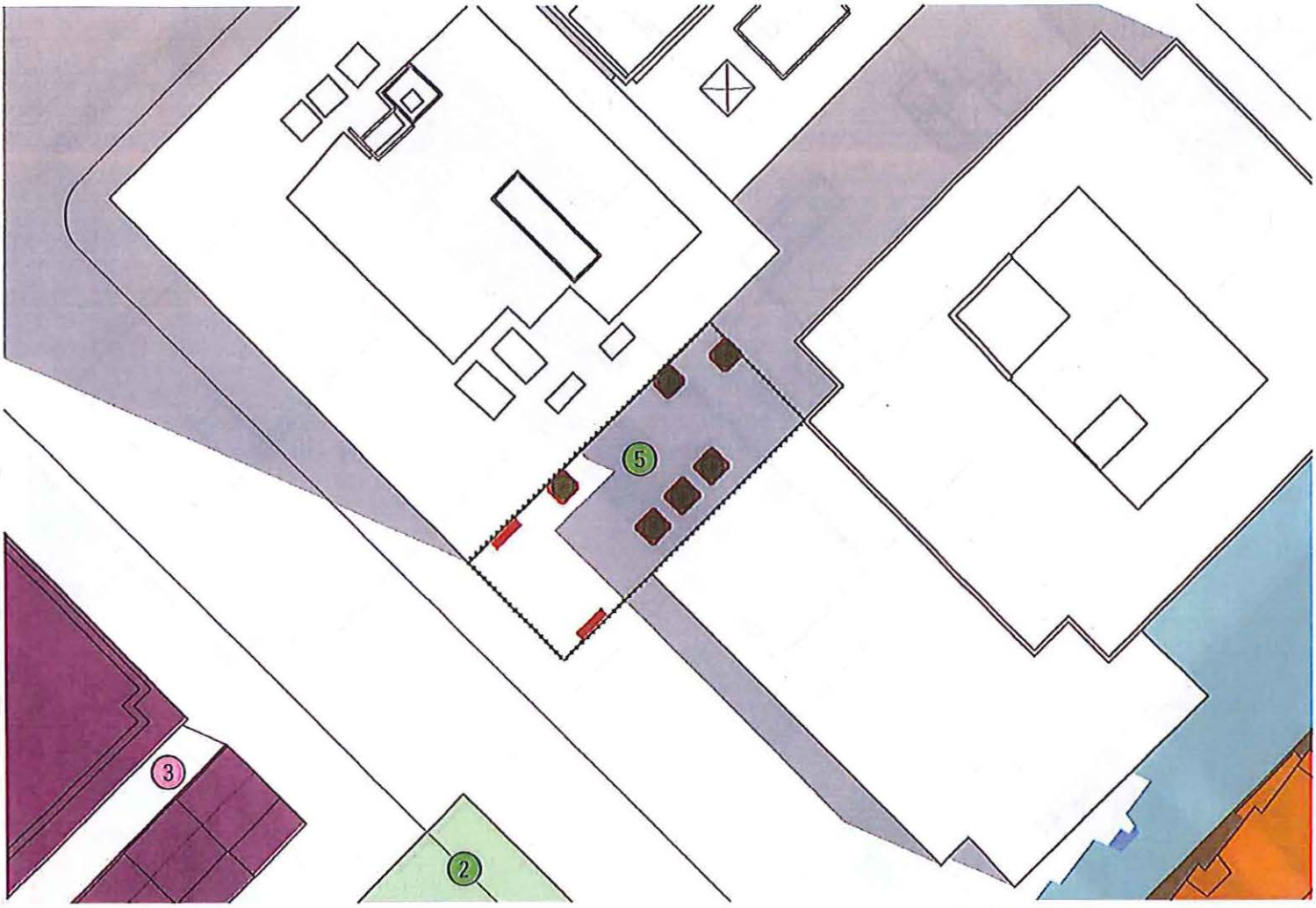

N

DATES OF MAXIMUM SHADING
MAY 10 / AUGUST 2

11:00 AM

- Current shading conditions
- 400' Project Shadow (both colors)
- 300' Project Alternative Shadow only
- Shadow profiles of Cumulative Projects
- Open Space Perimeter
- Bench
- Tree planter with seating
- Open Spaces
  - 2 Transbay Park
  - 5 Main Street Plaza
- Cumulative Projects
  - 1 Transbay Block 4

F2.6 160 FOLSOM STREET / TRANSBAY BLOCK 1

Shadow Profiles on the date of maximum shading on Main Street Plaza

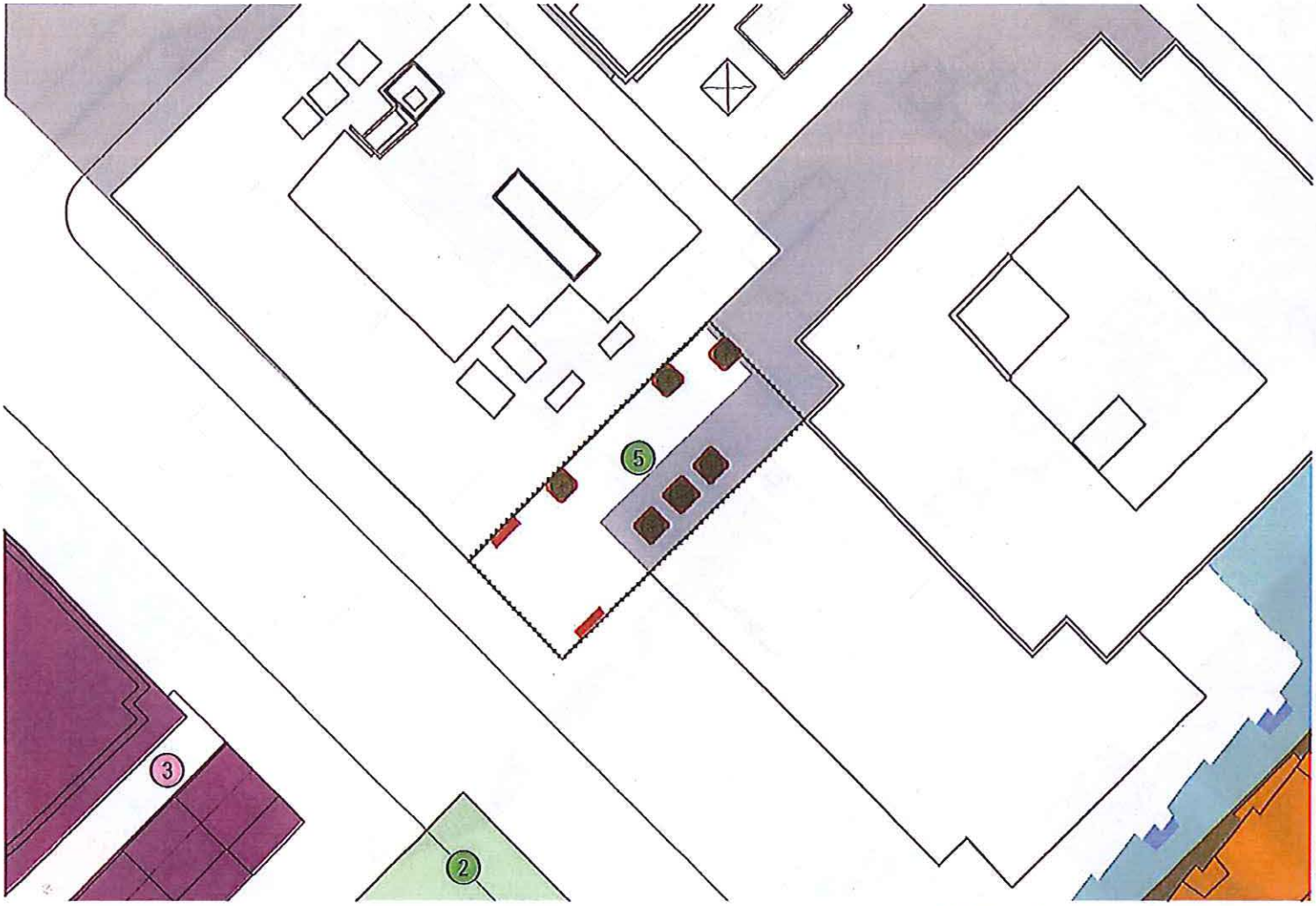

N

DATES OF MAXIMUM SHADING
MAY 10 / AUGUST 2

12:00 PM

- Current shading conditions
- 400' Project Shadow (both colors)
- 300' Project Alternative Shadow only
- Shadow profiles of Cumulative Projects
- Open Space Perimeter
- Bench
- Tree planter with seating
- Open Spaces
  - 2 Transbay Park
  - 5 Main Street Plaza
- Cumulative Projects
  - 1 Transbay Block 4

F2.7 160 FOLSOM STREET / TRANSBAY BLOCK 1

Shadow Profiles on the date of maximum shading on Main Street Plaza

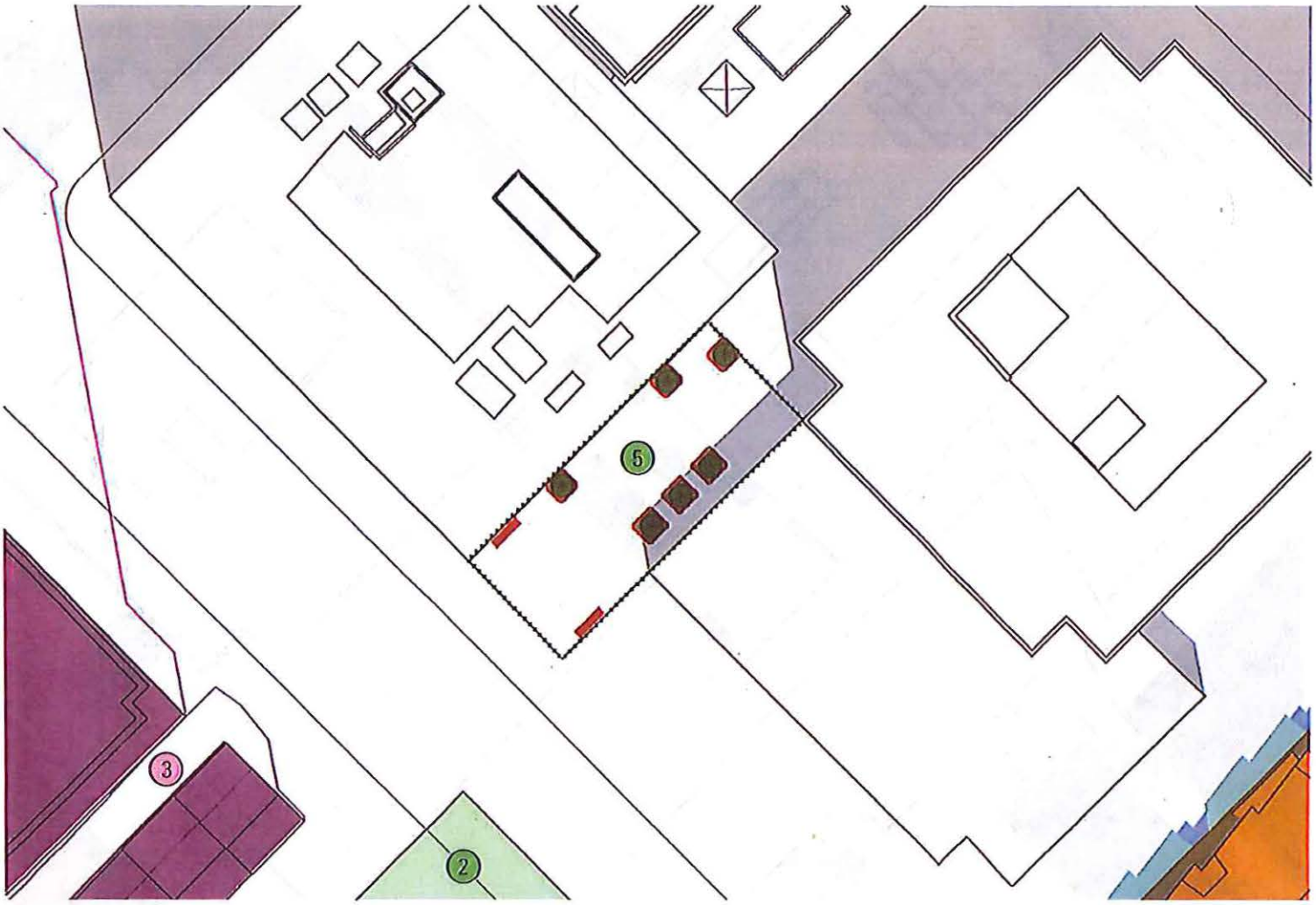

N

DATES OF MAXIMUM SHADING
MAY 10 / AUGUST 2

1:00 PM

- Current shading conditions
- 400' Project Shadow (both colors)
- 300' Project Alternative Shadow only
- Shadow profiles of Cumulative Projects
- Open Space Perimeter
- Bench
- Tree planter with seating
- Open Spaces
  - 2 Transbay Park
  - 5 Main Street Plaza
- Cumulative Projects
  - 1 Transbay Block 4

F2.8 160 FOLSOM STREET / TRANSBAY BLOCK 1

Shadow Profiles on the date of maximum shading on Main Street Plaza

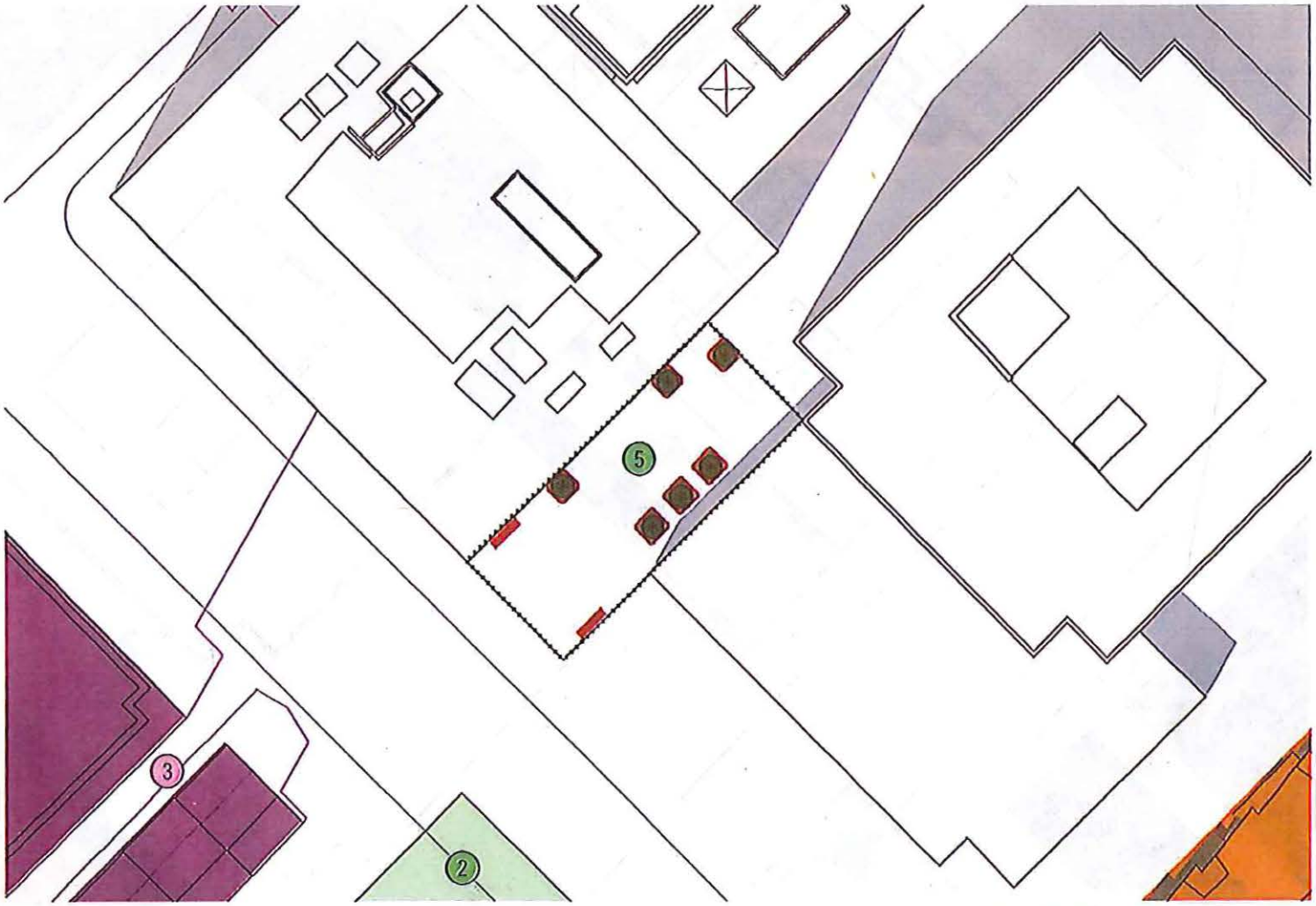

N

DATES OF MAXIMUM SHADING
MAY 10 / AUGUST 2

2:00 PM

- Current shading conditions
- 400' Project Shadow (both colors)
- 300' Project Alternative Shadow only
- Shadow profiles of Cumulative Projects
- Open Space Perimeter
- Bench
- Tree planter with seating
- Open Spaces
  - 2 Transbay Park
  - 5 Main Street Plaza
- Cumulative Projects
  - 1 Transbay Block 4

F2.9 160 FOLSOM STREET / TRANSBAY BLOCK 1

Shadow Profiles on the date of maximum shading on Main Street Plaza

N

DATES OF MAXIMUM SHADING
MAY 10 / AUGUST 2

3:00 PM

- Current shading conditions
- 400' Project Shadow (both colors)
- 300' Project Alternative Shadow only
- Shadow profiles of Cumulative Projects
- Open Space Perimeter
- Bench
- Tree planter with seating
- Open Spaces
  - 2 Transbay Park
  - 5 Main Street Plaza
- Cumulative Projects
  - 1 Transbay Block 4

F2.10 160 FOLSOM STREET / TRANSBAY BLOCK 1

Shadow Profiles on the date of maximum shading on Main Street Plaza

N

DATES OF MAXIMUM SHADING
MAY 10 / AUGUST 2

4:00 PM

- Current shading conditions
- 400' Project Shadow (both colors)
- 300' Project Alternative Shadow only
- Shadow profiles of Cumulative Projects
- Open Space Perimeter
- Bench
- Tree planter with seating
- Open Spaces
  - 2 Transbay Park
  - 5 Main Street Plaza
- Cumulative Projects
  - 1 Transbay Block 4

F2.11 160 FOLSOM STREET / TRANSBAY BLOCK 1

Shadow Profiles on the date of maximum shading on Main Street Plaza

N

DATES OF MAXIMUM SHADING
MAY 10 / AUGUST 2

5:00 PM

- Current shading conditions
- 400' Project Shadow (both colors)
- 300' Project Alternative Shadow only
- Shadow profiles of Cumulative Projects
- Open Space Perimeter
- Bench
- Tree planter with seating
- Open Spaces
  - 2 Transbay Park
  - 5 Main Street Plaza
- Cumulative Projects
  - 1 Transbay Block 4

F2.12 160 FOLSOM STREET / TRANSBAY BLOCK 1

Shadow Profiles on the date of maximum shading on Main Street Plaza

N

DATES OF MAXIMUM SHADING
MAY 10 / AUGUST 2

6:00 PM

- Current shading conditions
- 400' Project Shadow (both colors)
- 300' Project Alternative Shadow only
- Shadow profiles of Cumulative Projects
- Open Space Perimeter
- Bench
- Tree planter with seating
- Open Spaces
  - 2 Transbay Park
  - 5 Main Street Plaza
- Cumulative Projects
  - 1 Transbay Block 4

F2.13 160 FOLSOM STREET / TRANSBAY BLOCK 1

Shadow Profiles on the date of maximum shading on Main Street Plaza

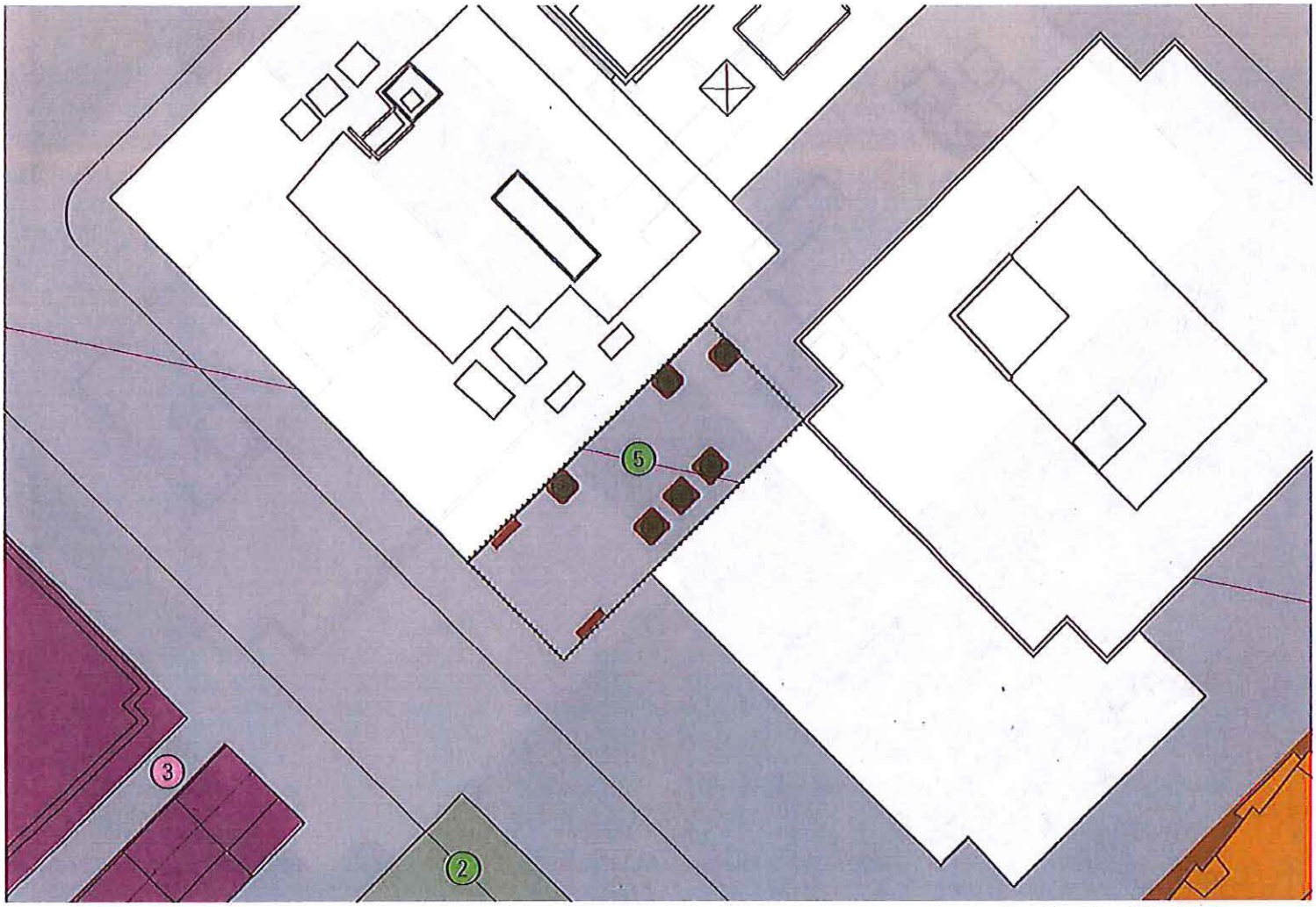

N

DATES OF MAXIMUM SHADING
MAY 10 / AUGUST 2

7:00 PM

- Current shading conditions
- 400' Project Shadow (both colors)
- 300' Project Alternative Shadow only
- Shadow profiles of Cumulative Projects
- Open Space Perimeter
- Bench
- Tree planter with seating
- Open Spaces
  - 2 Transbay Park
  - 5 Main Street Plaza
- Cumulative Projects
  - 1 Transbay Block 4

F2.14 160 FOLSOM STREET / TRANSBAY BLOCK 1

Shadow Profiles on the date of maximum shading on Main Street Plaza

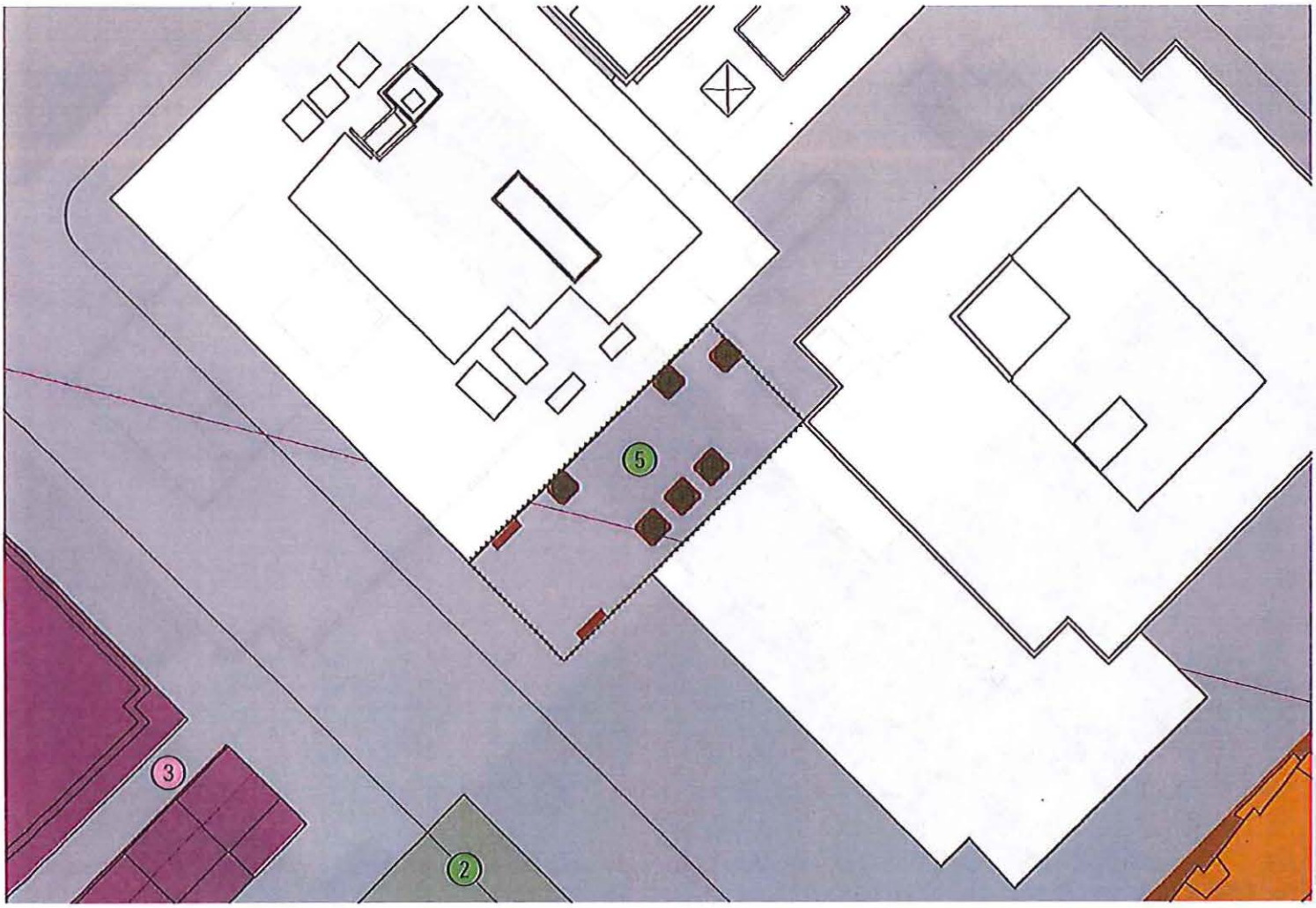

N

DATES OF MAXIMUM SHADING
MAY 10 / AUGUST 2

7:17 PM

- Current shading conditions
- 400' Project Shadow (both colors)
- 300' Project Alternative Shadow only
- Shadow profiles of Cumulative Projects
- Open Space Perimeter
- Bench
- Tree planter with seating
- Open Spaces
  - 2 Transbay Park
  - 5 Ma'n Street Plaza
- Cumulative Projects
  - 1 Transbay Block 4

EXHIBIT G: SHADOW DIAGRAMS ON TRANSBAY TRANSIT TERMINAL PARK

G1: Full-year Aggregate Shadow Fan

G2: Day of Maximum Shading

Diagrams at one hour intervals starting one hour after sunrise to one hour prior to sunset.

G1 160 FOLSOM STREET / TRANSBAY BLOCK 1

Aggregate annual new project shadows on Transbay Transit Center Park

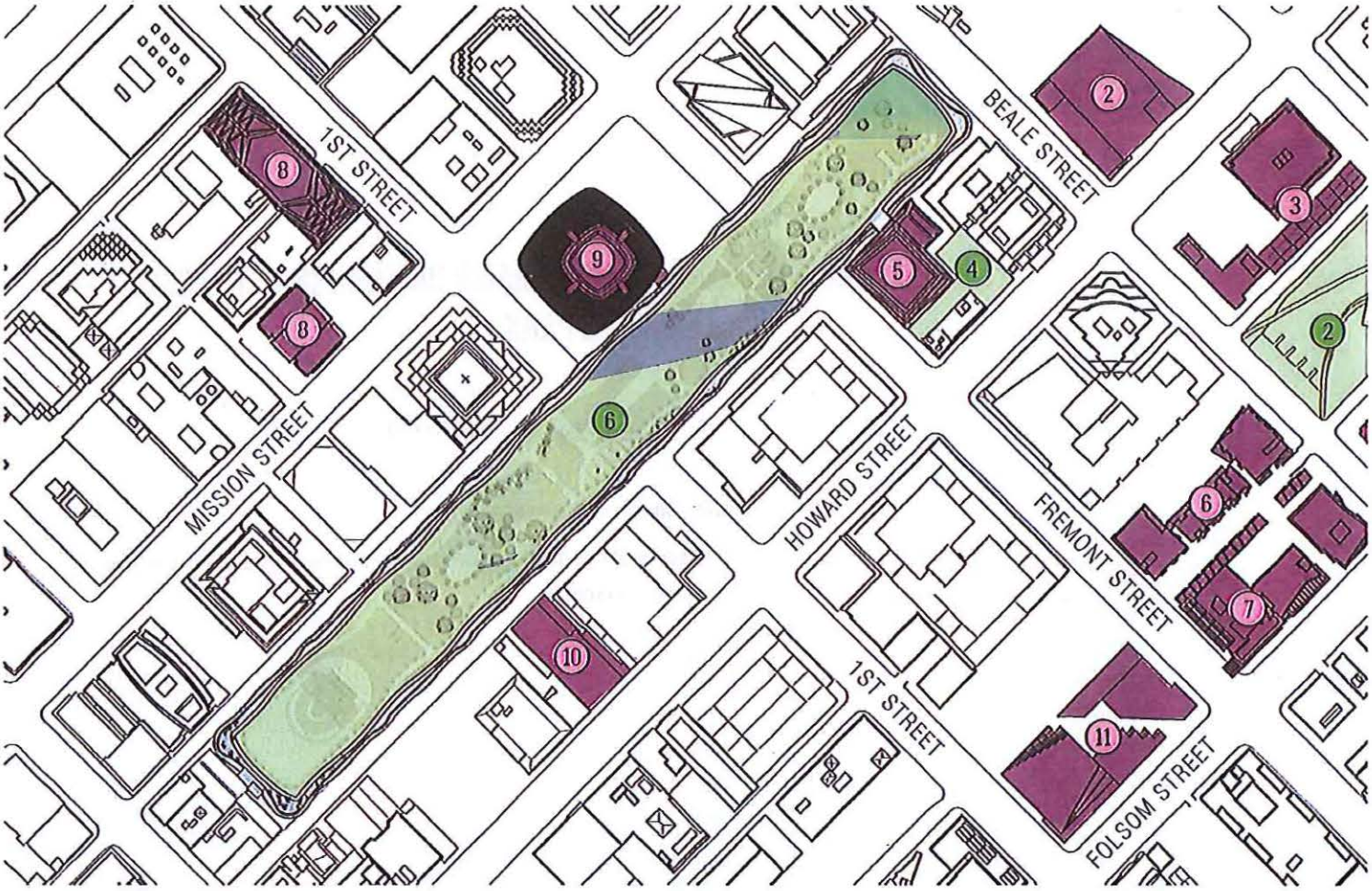

N

AGGREGATE ANNUAL SHADOWS CAST DURING SECTION 295 HOURS ANNUALLY FULL YEAR

- Current shading conditions
- 400' Project Shadow (both colors)
- 300' Project Alternative Shadow only

Cumulative Projects
- 2 Transbay Block 5
- 3 Transbay Block 4
- 5 181 Fremont Street
- 6 280 Beale Street
- 7 Transbay Block 6
- 8 50 First Street
- 9 Salesforce Tower
- 10 524 Howard Street
- 11 Transbay Block 8

Open Spaces
- 2 Transbay Park
- 4 Howard Fremont Plaza
- 6 Transbay Transit Center Park

G2.1 160 FOLSOM STREET / TRANSBAY BLOCK 1

Shadow Profiles on the date of maximum shading on Transbay Transit Center Park

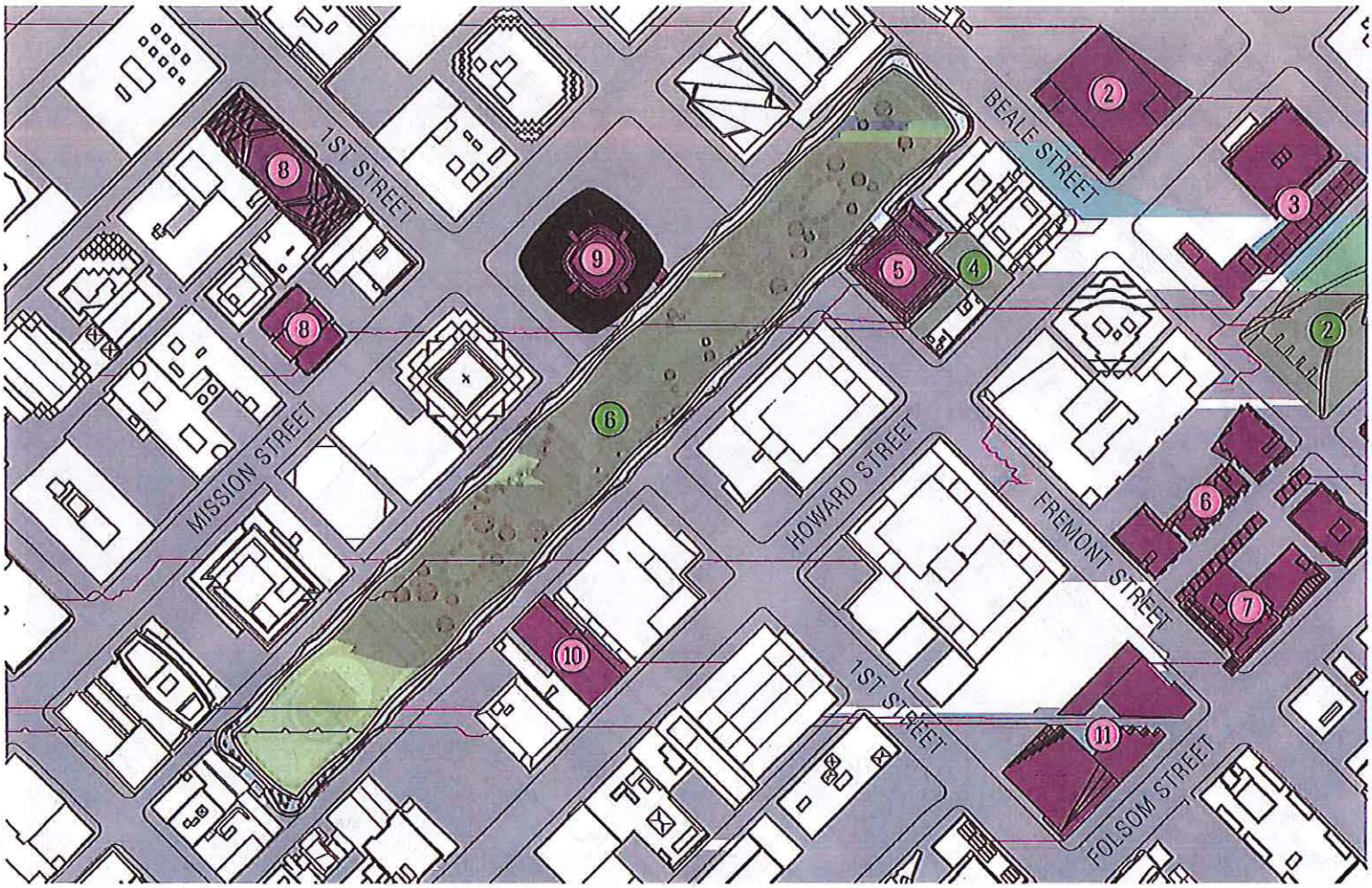

N

DATES OF MAXIMUM SHADING
SEPTEMBER 6

7:44 AM

- Current shading conditions
- 400' Project Shadow (both colors)
- 300' Project Alternative Shadow only
- Shadow profiles of Cumulative Projects

Cumulative Projects
- 2 Transbay Block 5
- 3 Transbay Block 4
- 5 181 Fremont Street
- 6 280 Beale Street
- 7 Transbay Block 6
- 8 50 First Street
- 9 Salesforce Tower
- 10 524 Howard Street
- 11 Transbay Block 8

Open Spaces
- 2 Transbay Park
- 4 Howard Fremont Plaza
- 6 Transbay Transit Center Park

G2.2 160 FOLSOM STREET / TRANSBAY BLOCK 1

Shadow Profiles on the date of maximum shading on Transbay Transit Center Park

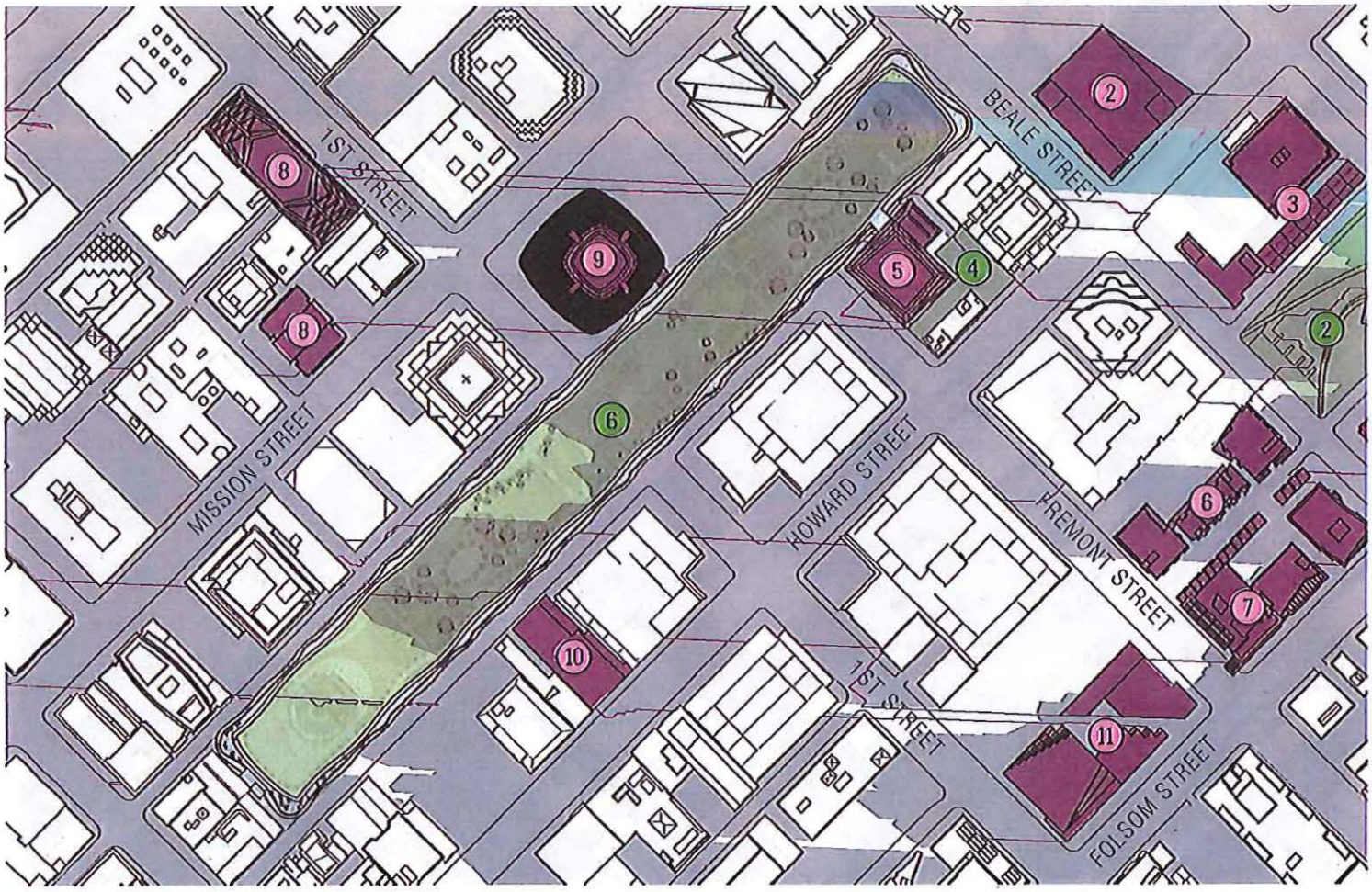

N

DATES OF MAXIMUM SHADING
SEPTEMBER 6

8:00 AM

- Current shading conditions
- 400' Project Shadow (both colors)
- 300' Project Alternative Shadow only
- Shadow profiles of Cumulative Projects

Cumulative Projects
- 2 Transbay Block 5
- 3 Transbay Block 4
- 5 181 Fremont Street
- 6 280 Beale Street
- 7 Transbay Block 6
- 8 50 First Street
- 9 Salesforce Tower
- 10 524 Howard Street
- 11 Transbay Block 8

Open Spaces
- 2 Transbay Park
- 4 Howard Fremont Plaza
- 6 Transbay Transit Center Park

G2.3 160 FOLSOM STREET / TRANSBAY BLOCK 1

Shadow Profiles on the date of maximum shading on Transbay Transit Center Park

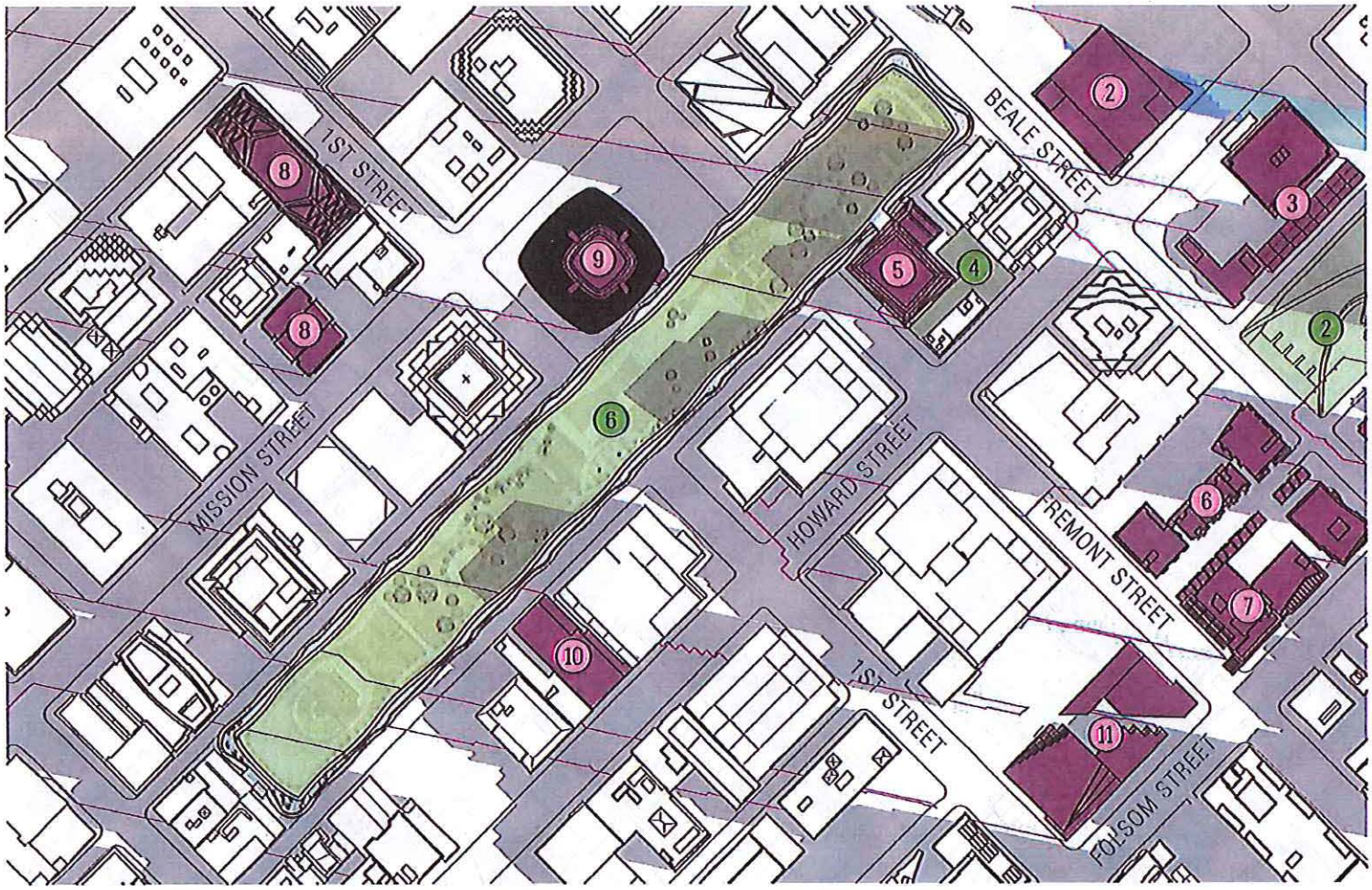

N

DATES OF MAXIMUM SHADING
SEPTEMBER 6

9:00 AM

- Current shading conditions
- 400' Project Shadow (both colors)
- 300' Project Alternative Shadow only
- Shadow profiles of Cumulative Projects

Cumulative Projects
- 2 Transbay Block 5
- 3 Transbay Block 4
- 5 181 Fremont Street
- 6 280 Beale Street
- 7 Transbay Block 6
- 8 50 First Street
- 9 Salesforce Tower
- 10 524 Howard Street
- 11 Transbay Block 8

Open Spaces
- 2 Transbay Park
- 4 Howard Fremont Plaza
- 6 Transbay Transit Center Park

G2.4 160 FOLSOM STREET / TRANSBAY BLOCK 1

Shadow Profiles on the date of maximum shading on Transbay Transit Center Park

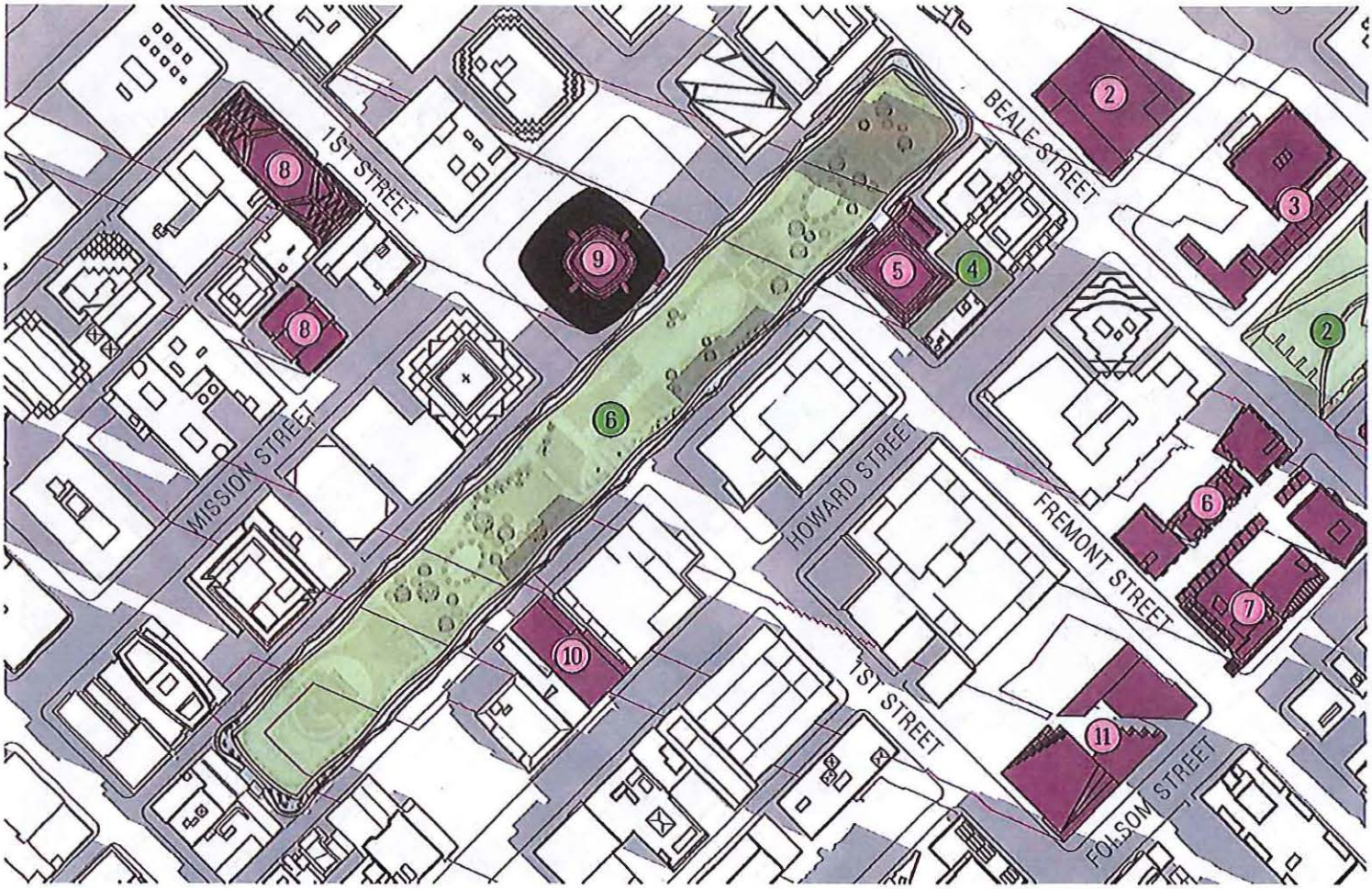

N

DATES OF MAXIMUM SHADING
SEPTEMBER 6

10:00 AM

- Current shading conditions
- 400' Project Shadow (both colors)
- 300' Project Alternative Shadow only
- Shadow profiles of Cumulative Projects

Cumulative Projects
- 2 Transbay Block 5
- 3 Transbay Block 4
- 5 181 Fremont Street
- 6 280 Beale Street
- 7 Transbay Block 6
- 8 50 First Street
- 9 Salesforce Tower
- 10 524 Howard Street
- 11 Transbay Block 8

Open Spaces
- 2 Transbay Park
- 4 Howard Fremont Plaza
- 6 Transbay Transit Center Park

G2.5 160 FOLSOM STREET / TRANSBAY BLOCK 1

Shadow Profiles on the date of maximum shading on Transbay Transit Center Park

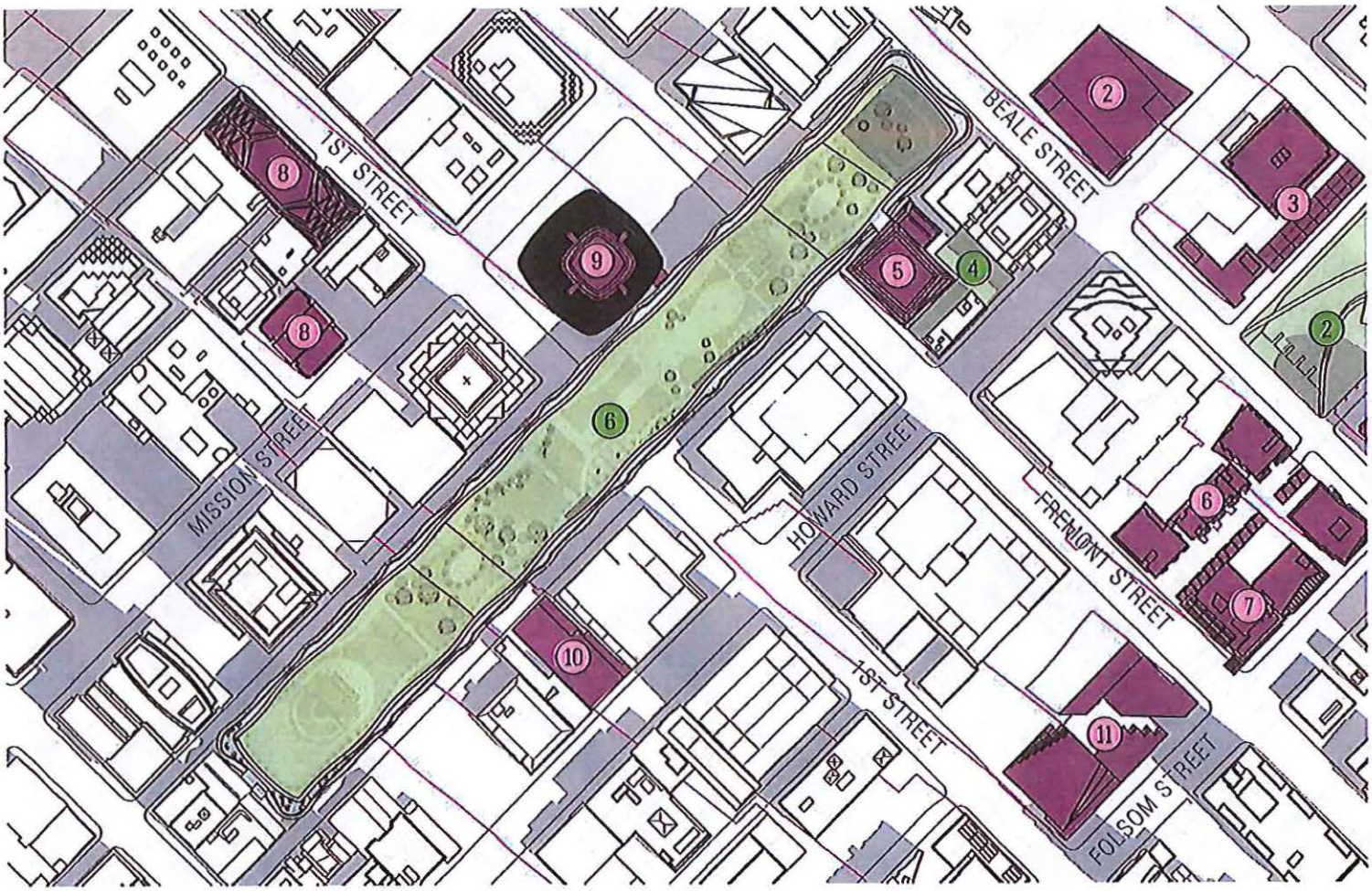

N

DATES OF MAXIMUM SHADING
SEPTEMBER 6

11:00 AM

- Current shading conditions
- 400' Project Shadow (both colors)
- 300' Project Alternative Shadow only
- Shadow profiles of Cumulative Projects

Cumulative Projects
- 2 Transbay Block 5
- 3 Transbay Block 4
- 5 181 Fremont Street
- 6 280 Beale Street
- 7 Transbay Block 6
- 8 50 First Street
- 9 Salesforce Tower
- 10 524 Howard Street
- 11 Transbay Block 8

Open Spaces
- 2 Transbay Park
- 4 Howard Fremont Plaza
- 6 Transbay Transit Center Park

G2.6 160 FOLSOM STREET / TRANSBAY BLOCK 1

Shadow Profiles on the date of maximum shading on Transbay Transit Center Park

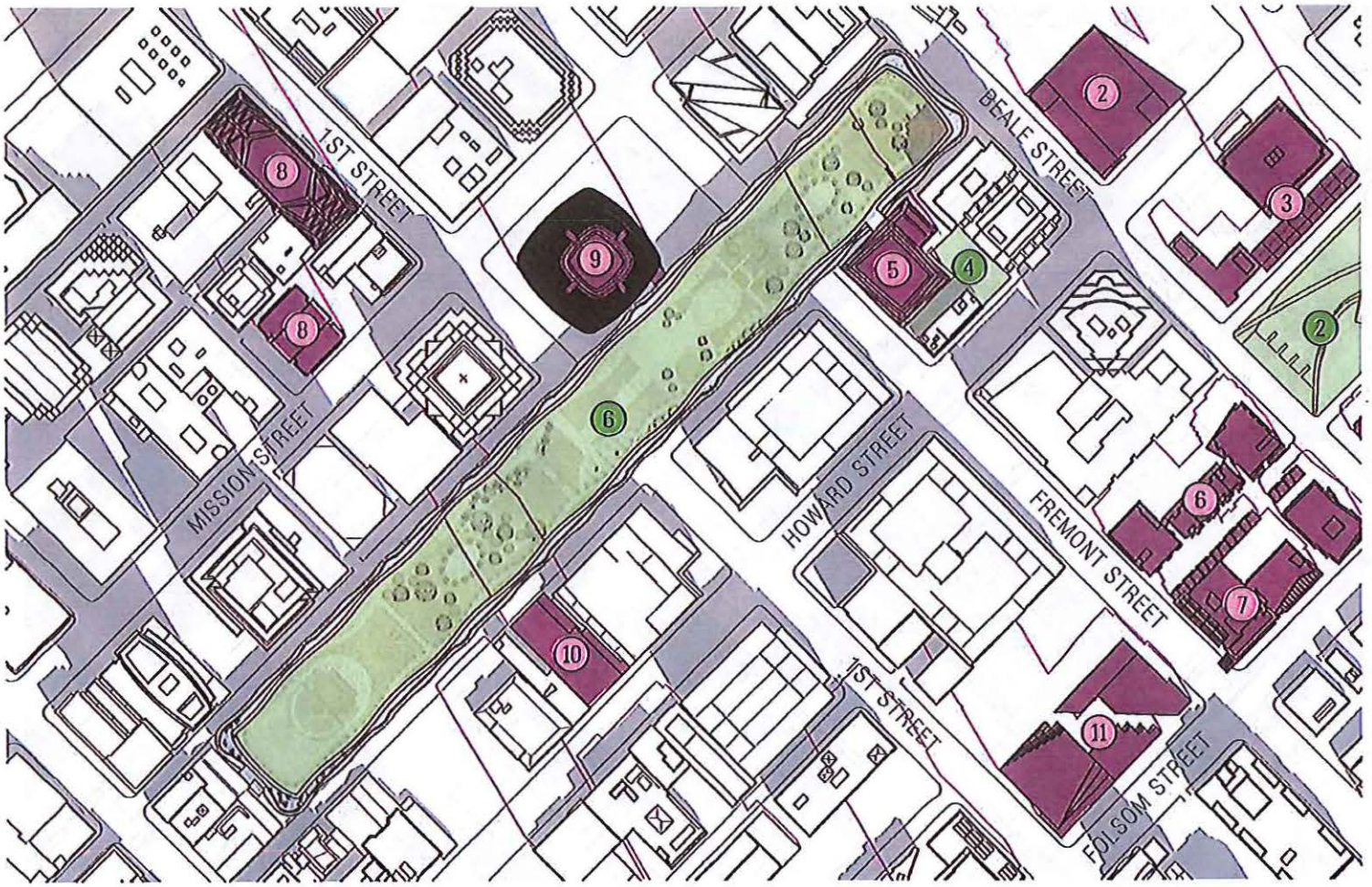

N

DATES OF MAXIMUM SHADING
SEPTEMBER 6

12:00 PM

- Current shading conditions
- 400' Project Shadow (both colors)
- 300' Project Alternative Shadow only
- Shadow profiles of Cumulative Projects

Cumulative Projects
- 2 Transbay Block 5
- 3 Transbay Block 4
- 5 181 Fremont Street
- 6 280 Beale Street
- 7 Transbay Block 6
- 8 50 First Street
- 9 Salesforce Tower
- 10 524 Howard Street
- 11 Transbay Block 8

Open Spaces
- 2 Transbay Park
- 4 Howard Fremont Plaza
- 6 Transbay Transit Center Park

G2.7 160 FOLSOM STREET / TRANSBAY BLOCK 1

Shadow Profiles on the date of maximum shading on Transbay Transit Center Park

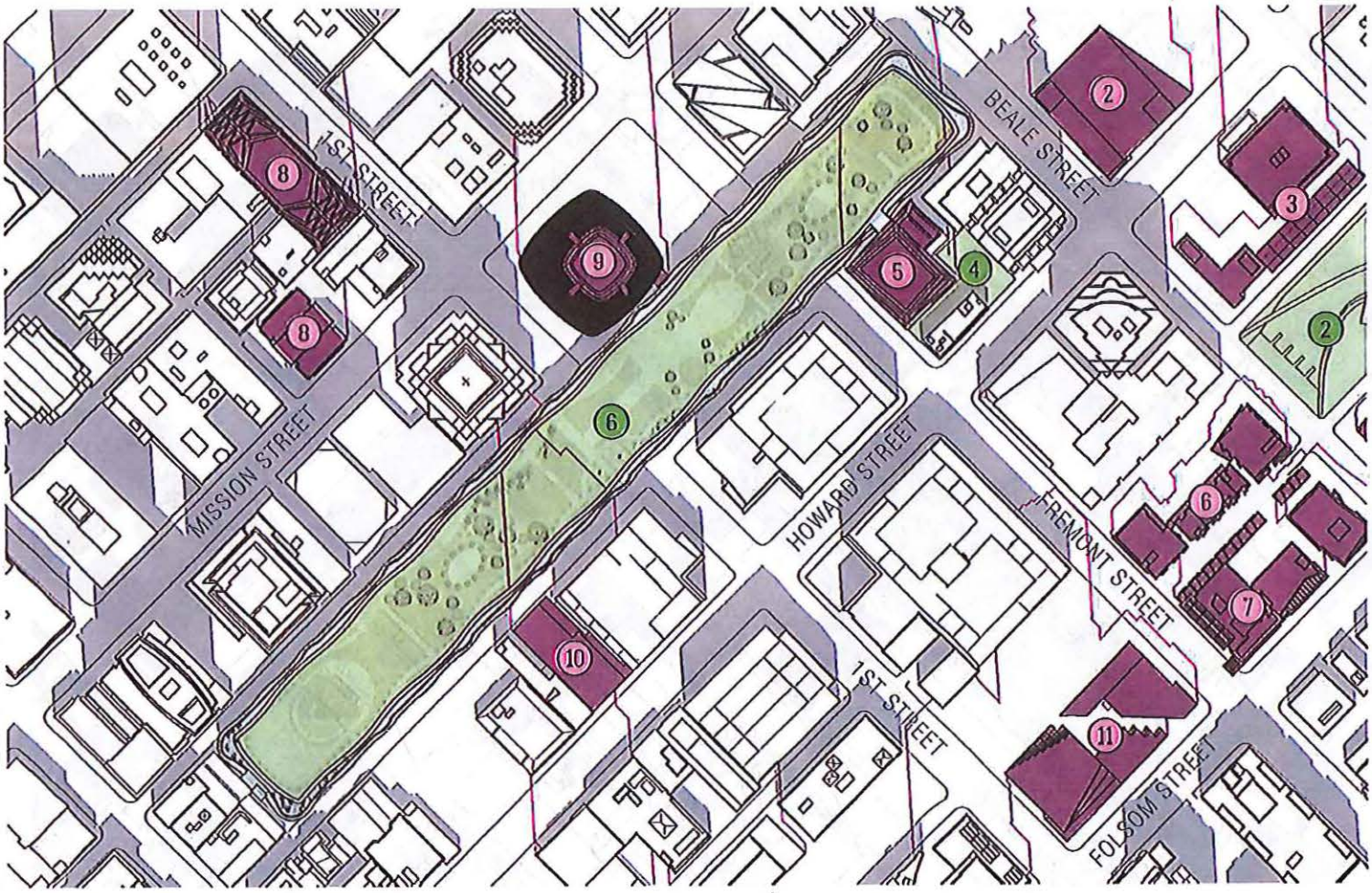

N

DATES OF MAXIMUM SHADING
SEPTEMBER 6

1:00 PM

- Current shading conditions
- 400' Project Shadow (both colors)
- 300' Project Alternative Shadow only
- Shadow profiles of Cumulative Projects

Cumulative Projects
- 2 Transbay Block 5
- 3 Transbay Block 4
- 5 181 Fremont Street
- 6 280 Beale Street
- 7 Transbay Block 6
- 8 50 First Street
- 9 Salesforce Tower
- 10 524 Howard Street
- 11 Transbay Block 8

Open Spaces
- 2 Transbay Park
- 4 Howard Fremont Plaza
- 6 Transbay Transit Center Park

G2.8 160 FOLSOM STREET / TRANSBAY BLOCK 1

Shadow Profiles on the date of maximum shading on Transbay Transit Center Park

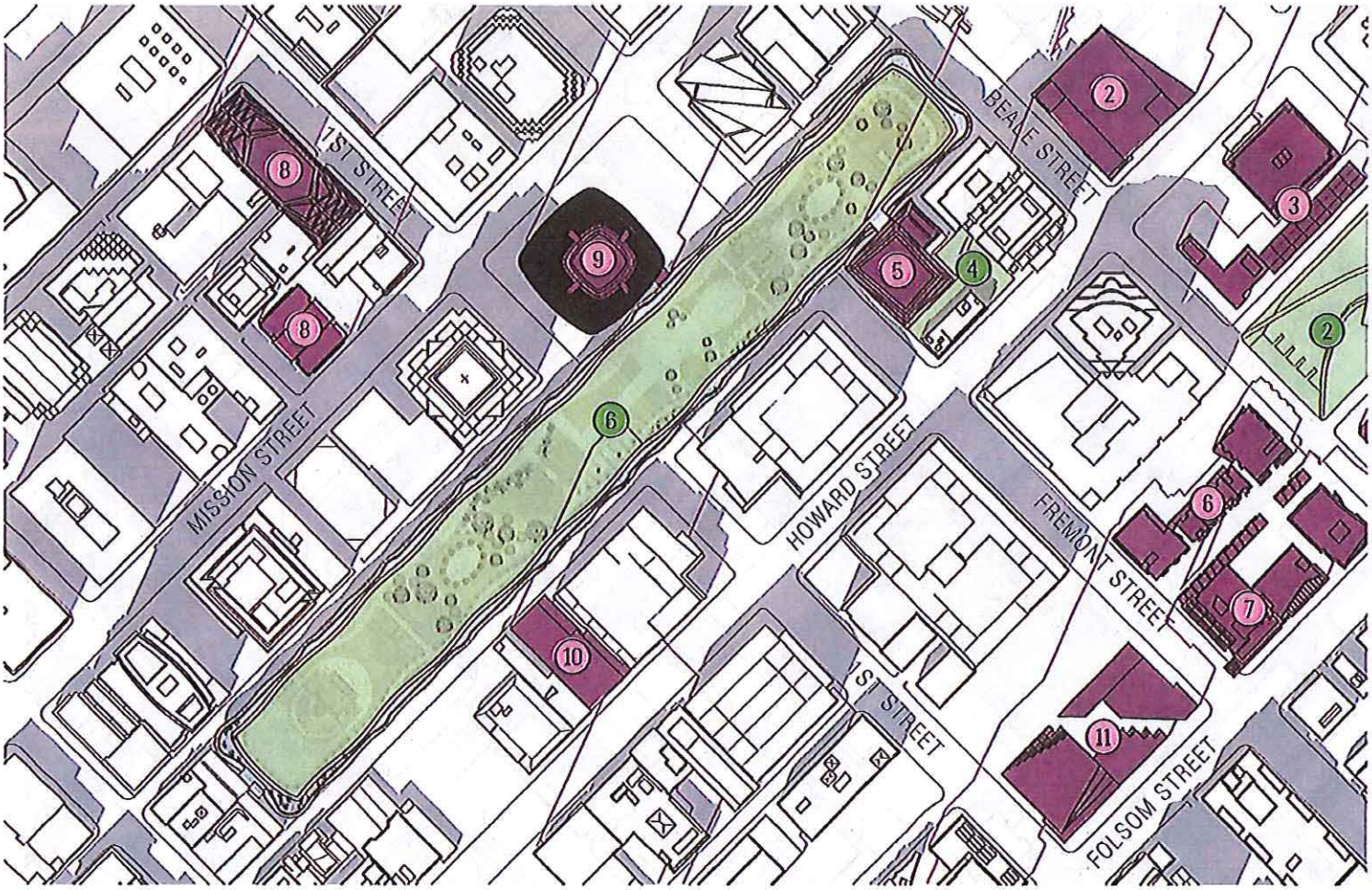

N

DATES OF MAXIMUM SHADING
SEPTEMBER 6

2:00 PM

- Current shading conditions
- 400' Project Shadow (both colors)
- 300' Project Alternative Shadow only
- Shadow profiles of Cumulative Projects

Cumulative Projects
- 2 Transbay Block 5
- 3 Transbay Block 4
- 5 181 Fremont Street
- 6 280 Beale Street
- 7 Transbay Block 6
- 8 50 First Street
- 9 Salesforce Tower
- 10 524 Howard Street
- 11 Transbay Block 8

Open Spaces
- 2 Transbay Park
- 4 Howard Fremont Plaza
- 6 Transbay Transit Center Park

G2.9 160 FOLSOM STREET / TRANSBAY BLOCK 1

Shadow Profiles on the date of maximum shading on Transbay Transit Center Park

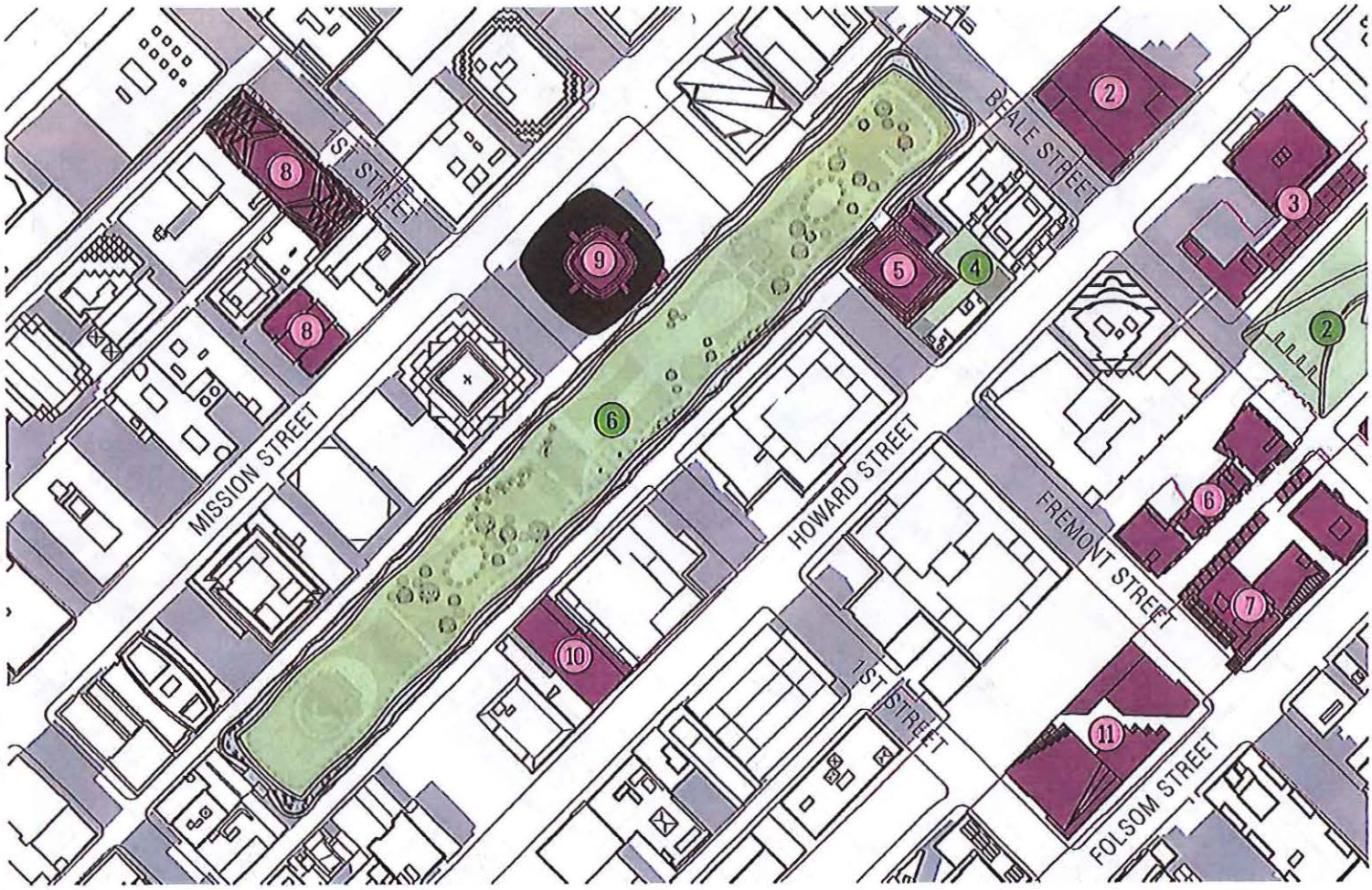

N

DATES OF MAXIMUM SHADING
SEPTEMBER 6

3:00 PM

- Current shading conditions
- 400' Project Shadow (both colors)
- 300' Project Alternative Shadow only
- Shadow profiles of Cumulative Projects

Cumulative Projects
- 2 Transbay Block 5
- 3 Transbay Block 4
- 5 181 Fremont Street
- 6 280 Beale Street
- 7 Transbay Block 6
- 8 50 First Street
- 9 Salesforce Tower
- 10 524 Howard Street
- 11 Transbay Block 8

Open Spaces
- 2 Transbay Park
- 4 Howard Fremont Plaza
- 6 Transbay Transit Center Park

G2.10 160 FOLSOM STREET / TRANSBAY BLOCK 1

Shadow Profiles on the date of maximum shading on Transbay Transit Center Park

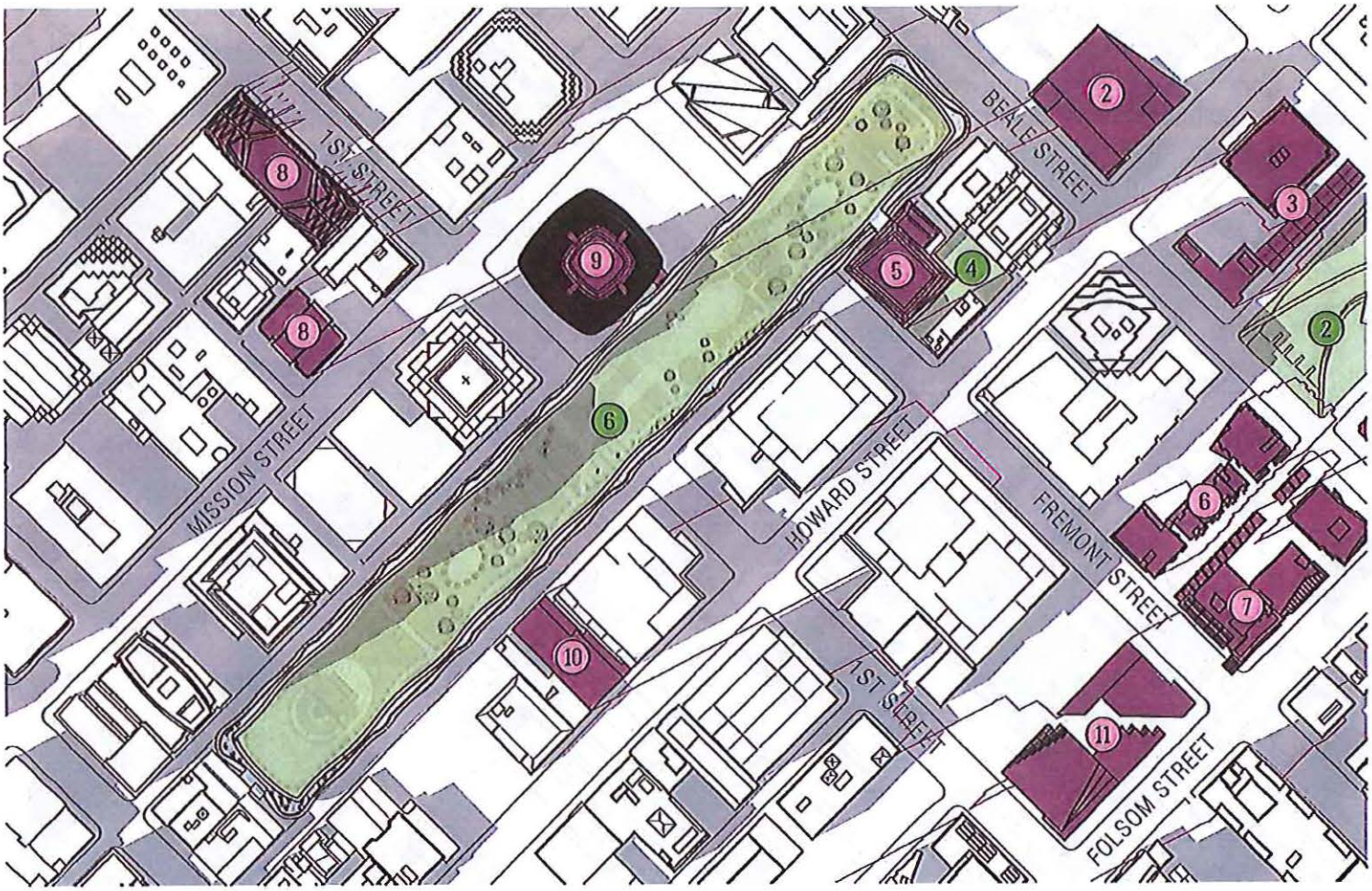

N

DATES OF MAXIMUM SHADING
SEPTEMBER 6

4:00 PM

- Current shading conditions
- 400' Project Shadow (both colors)
- 300' Project Alternative Shadow only
- Shadow profiles of Cumulative Projects

Cumulative Projects
- 2 Transbay Block 5
- 3 Transbay Block 4
- 5 181 Fremont Street
- 6 280 Beale Street
- 7 Transbay Block 6
- 8 50 First Street
- 9 Salesforce Tower
- 10 524 Howard Street
- 11 Transbay Block 8

Open Spaces
- 2 Transbay Park
- 4 Howard Fremont Plaza
- 6 Transbay Transit Center Park

G2.11 160 FOLSOM STREET / TRANSBAY BLOCK 1

Shadow Profiles on the date of maximum shading on Transbay Transit Center Park

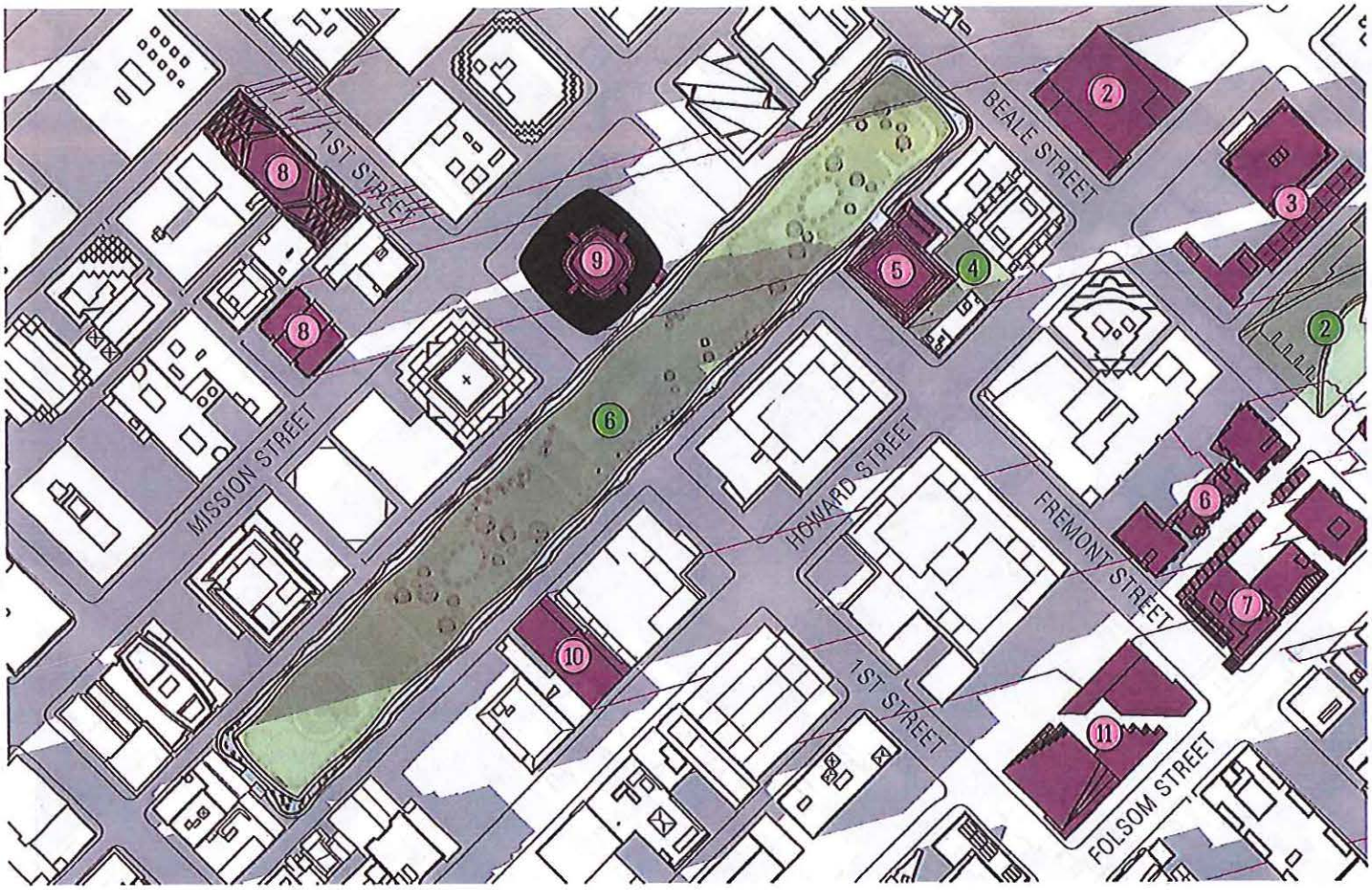

N

DATES OF MAXIMUM SHADING
SEPTEMBER 6

5:00 PM

- Current shading conditions
- 400' Project Shadow (both colors)
- 300' Project Alternative Shadow only
- Shadow profiles of Cumulative Projects

Cumulative Projects
- 2 Transbay Block 5
- 3 Transbay Block 4
- 5 181 Fremont Street
- 6 280 Beale Street
- 7 Transbay Block 6
- 8 50 First Street
- 9 Salesforce Tower
- 10 524 Howard Street
- 11 Transbay Block 8

Open Spaces
- 2 Transbay Park
- 4 Howard Fremont Plaza
- 6 Transbay Transit Center Park

G2.12 160 FOLSOM STREET / TRANSBAY BLOCK 1

Shadow Profiles on the date of maximum shading on Transbay Transit Center Park

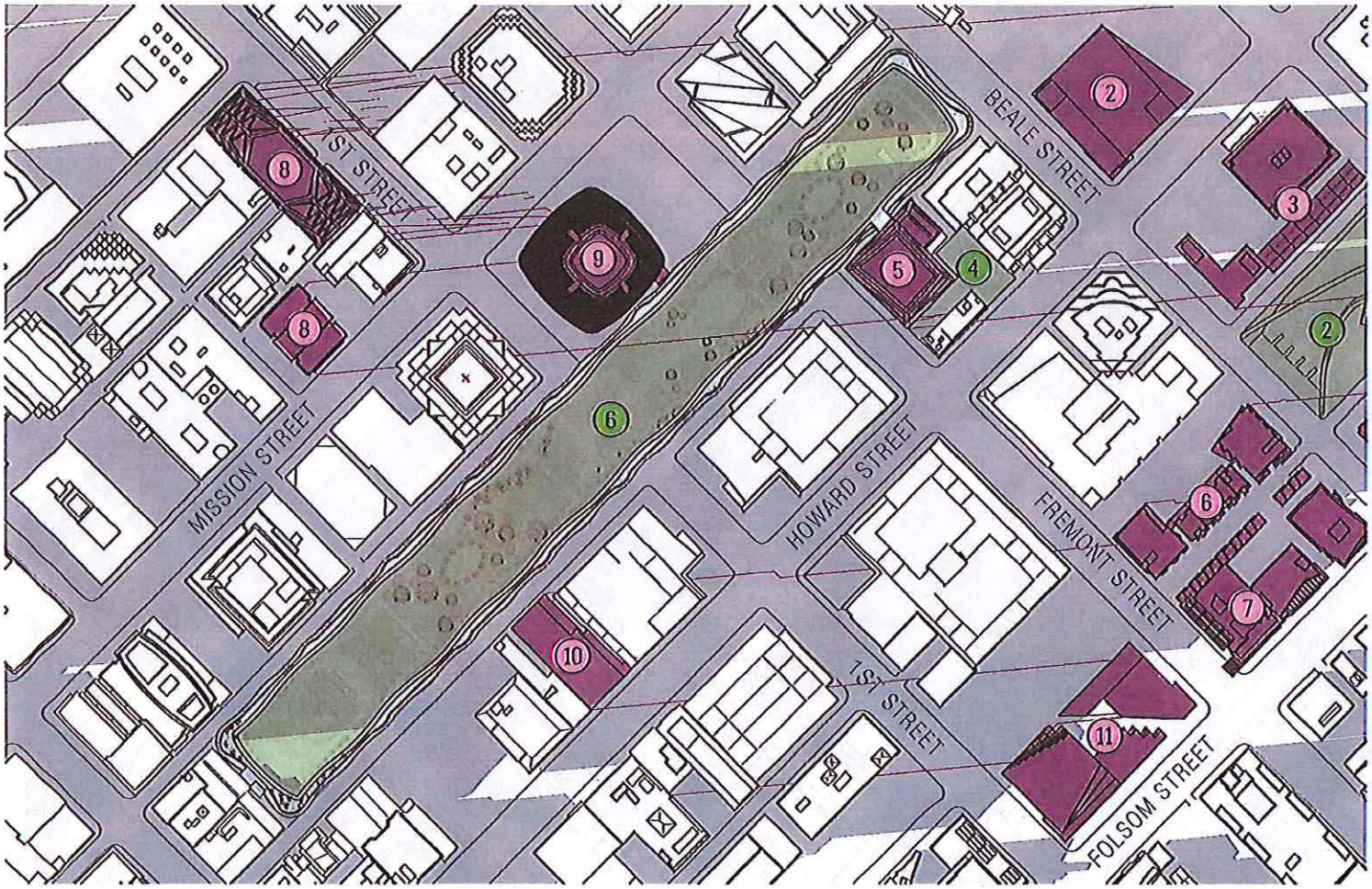

N

DATES OF MAXIMUM SHADING
SEPTEMBER 6

6:00 PM

- Current shading conditions
- 400' Project Shadow (both colors)
- 300' Project Alternative Shadow only
- Shadow profiles of Cumulative Projects

Cumulative Projects
- 2 Transbay Block 5
- 3 Transbay Block 4
- 5 181 Fremont Street
- 6 280 Beale Street
- 7 Transbay Block 6
- 8 50 First Street
- 9 Salesforce Tower
- 10 524 Howard Street
- 11 Transbay Block 8

Open Spaces
- 2 Transbay Park
- 4 Howard Fremont Plaza
- 6 Transbay Transit Center Park

G2.13 160 FOLSOM STREET / TRANSBAY BLOCK 1

Shadow Profiles on the date of maximum shading on Transbay Transit Center Park

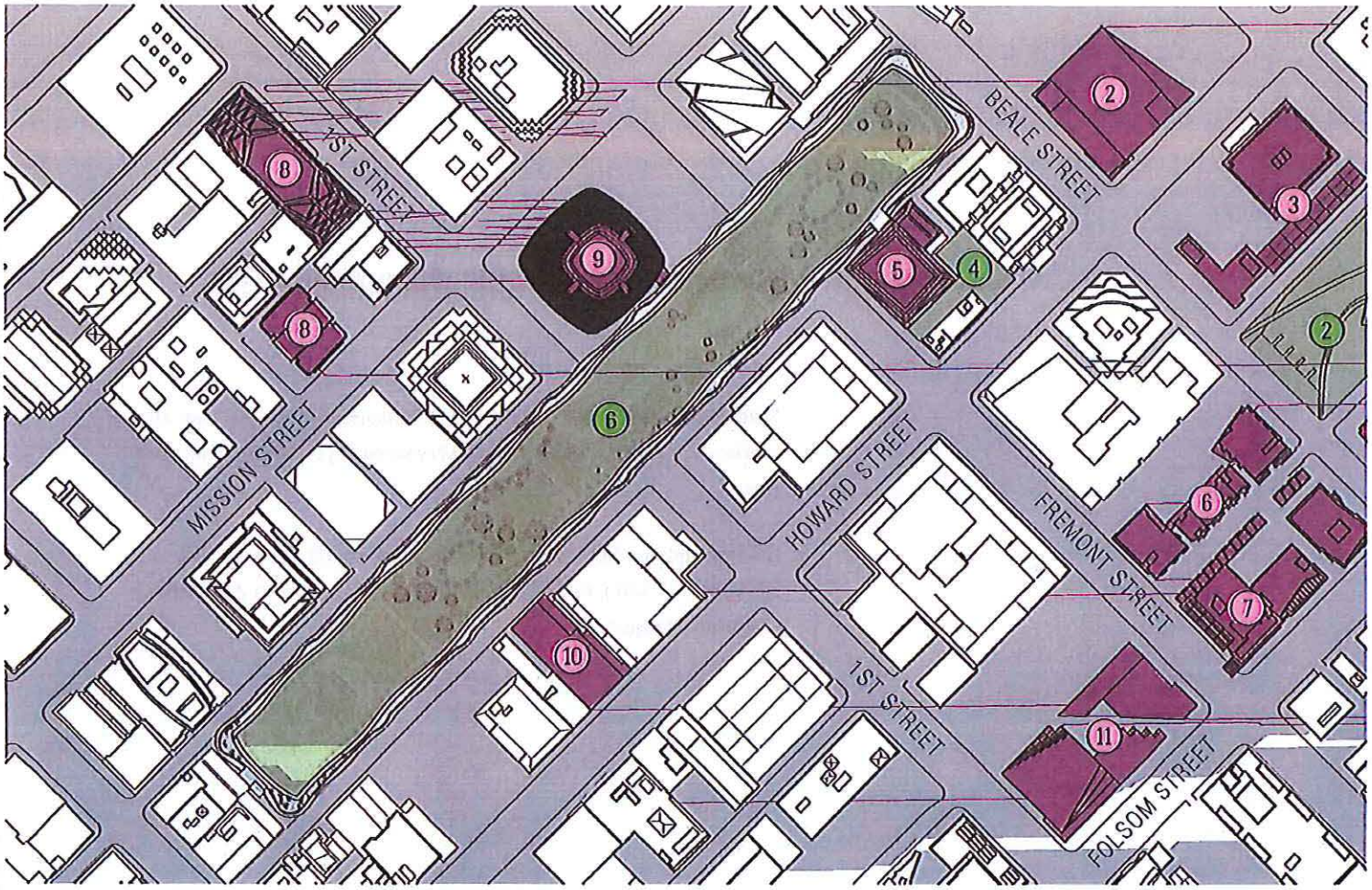

N

DATES OF MAXIMUM SHADING
SEPTEMBER 6

6:31 PM

- Current shading conditions
- 400' Project Shadow (both colors)
- 300' Project Alternative Shadow only
- Shadow profiles of Cumulative Projects

Cumulative Projects
- 2 Transbay Block 5
- 3 Transbay Block 4
- 5 181 Fremont Street
- 6 280 Beale Street
- 7 Transbay Block 6
- 8 50 First Street
- 9 Salesforce Tower
- 10 524 Howard Street
- 11 Transbay Block 8

Open Spaces
- 2 Transbay Park
- 4 Howard Fremont Plaza
- 6 Transbay Transit Center Park

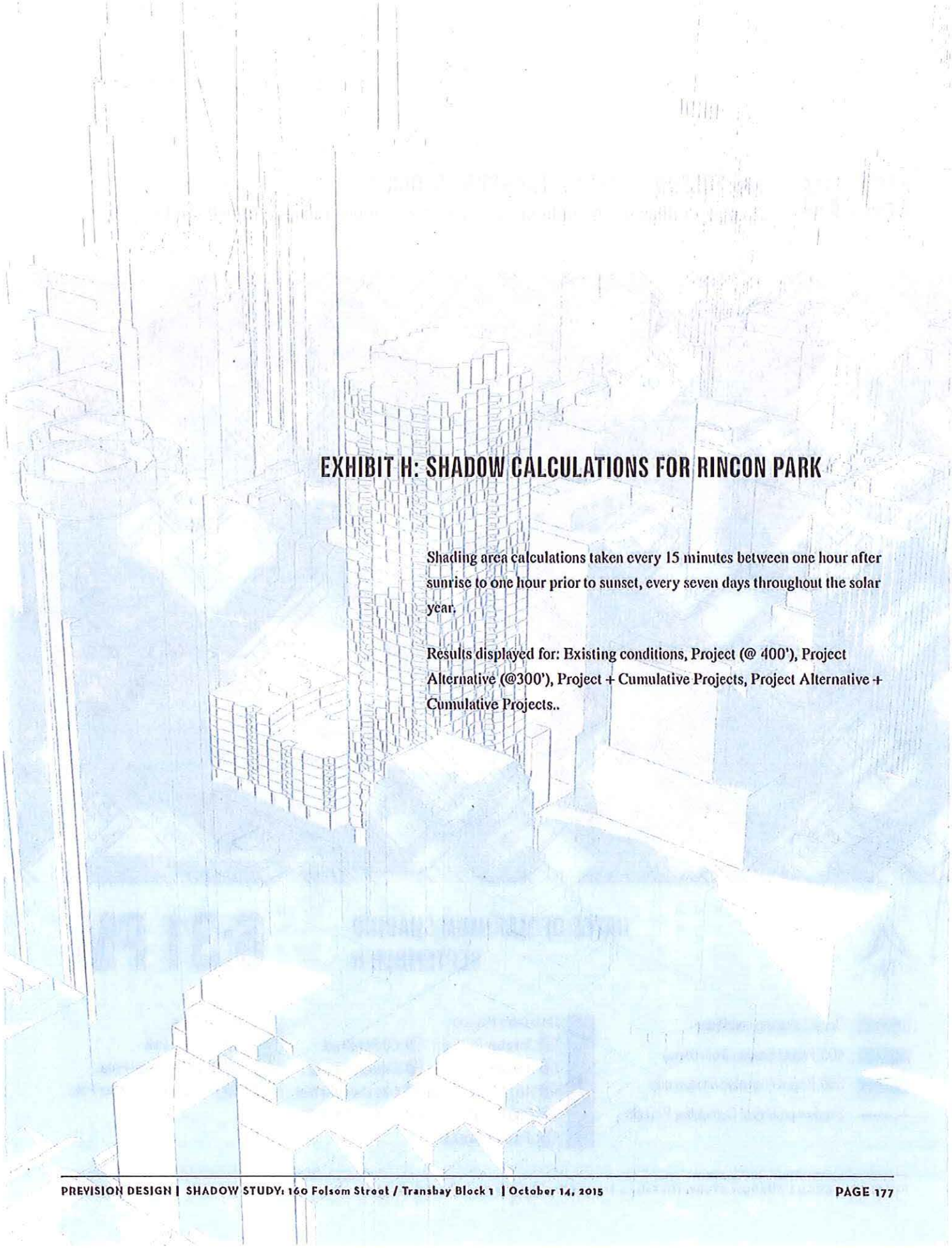

EXHIBIT H: SHADOW CALCULATIONS FOR RINCON PARK

Shading area calculations taken every 15 minutes between one hour after sunrise to one hour prior to sunset, every seven days throughout the solar year.

Results displayed for: Existing conditions, Project (@ 400'), Project Alternative (@300'), Project + Cumulative Projects, Project Alternative + Cumulative Projects..

BLOCK 1 / 160 FOLSOM STREET

Quantitative Shading Calculations for Rincon Park

EXAMPLE	Existing Shading	EXAMPLE	No new shading from Project / Project Alternative
EXAMPLE	New Shading from Project / Project Alternative	EXAMPLE	No new shading from Project / Project Alternative + Cumulative
EXAMPLE	New Shading from Project / Project Alternative + Cumulative		

Analysis Run: 8/28/2015

Technician: AP

Date	Start Time	Duration	Current Park Shading		New Shadow: Project @ 400'		New Shadow: Project @ 300'		New Shadow: Project @ 400' + Cumulative		New Shadow: Project @ 300' + Cumulative	
			Shadow Area (sf)	Shading (sfh)	Shadow Area (sf)	Shading (sfh)	Shadow Area (sf)	Shading (sfh)	Shadow Area (sf)	Shading (sfh)	Shadow Area (sf)	Shading (sfh)
Jun 21	6:48 AM	12 min	25,373.72	4708.71	0.00	0.00	0.00	0.00	0.00	0.00	0.00	0.00
Jun 21	7:00 AM	15 min	21,713.34	5438.82	0.00	0.00	0.00	0.00	0.00	0.00	0.00	0.00
Jun 21	7:15 AM	15 min	21,797.21	5470.23	0.00	0.00	0.00	0.00	0.00	0.00	0.00	0.00
Jun 21	7:30 AM	15 min	21,964.64	5652.62	0.00	0.00	0.00	0.00	0.00	0.00	0.00	0.00
Jun 21	7:45 AM	15 min	23,256.33	6087.70	0.00	0.00	0.00	0.00	0.00	0.00	0.00	0.00
Jun 21	8:00 AM	15 min	25,445.25	6344.07	0.00	0.00	0.00	0.00	0.00	0.00	0.00	0.00
Jun 21	8:15 AM	15 min	25,307.31	6350.10	0.00	0.00	0.00	0.00	0.00	0.00	0.00	0.00
Jun 21	8:30 AM	15 min	25,493.52	5648.25	0.00	0.00	0.00	0.00	0.00	0.00	0.00	0.00
Jun 21	8:45 AM	15 min	19,692.46	4747.58	0.00	0.00	0.00	0.00	0.00	0.00	0.00	0.00
Jun 21	9:00 AM	15 min	18,288.15	4489.08	0.00	0.00	0.00	0.00	0.00	0.00	0.00	0.00
Jun 21	9:15 AM	15 min	17,624.51	4324.83	0.00	0.00	0.00	0.00	0.00	0.00	0.00	0.00
Jun 21	9:30 AM	15 min	16,974.12	4166.68	0.00	0.00	0.00	0.00	0.00	0.00	0.00	0.00
Jun 21	9:45 AM	15 min	16,359.34	4019.76	0.00	0.00	0.00	0.00	0.00	0.00	0.00	0.00
Jun 21	10:00 AM	15 min	15,798.73	3886.43	0.00	0.00	0.00	0.00	0.00	0.00	0.00	0.00
Jun 21	10:15 AM	15 min	15,292.69	3765.13	0.00	0.00	0.00	0.00	0.00	0.00	0.00	0.00
Jun 21	10:30 AM	15 min	14,828.39	3653.44	0.00	0.00	0.00	0.00	0.00	0.00	0.00	0.00
Jun 21	10:45 AM	15 min	14,399.12	3549.87	0.00	0.00	0.00	0.00	0.00	0.00	0.00	0.00
Jun 21	11:00 AM	15 min	13,999.83	3453.24	0.00	0.00	0.00	0.00	0.00	0.00	0.00	0.00
Jun 21	11:15 AM	15 min	13,626.09	3367.94	0.00	0.00	0.00	0.00	0.00	0.00	0.00	0.00
Jun 21	11:30 AM	15 min	13,317.44	3292.82	0.00	0.00	0.00	0.00	0.00	0.00	0.00	0.00
Jun 21	11:45 AM	15 min	13,025.09	3221.26	0.00	0.00	0.00	0.00	0.00	0.00	0.00	0.00
Jun 21	12:00 PM	15 min	12,744.95	3152.53	0.00	0.00	0.00	0.00	0.00	0.00	0.00	0.00
Jun 21	12:15 PM	15 min	12,475.27	3091.00	0.00	0.00	0.00	0.00	0.00	0.00	0.00	0.00
Jun 21	12:30 PM	15 min	12,252.71	3051.79	0.00	0.00	0.00	0.00	0.00	0.00	0.00	0.00
Jun 21	12:45 PM	15 min	12,161.59	3054.94	0.00	0.00	0.00	0.00	0.00	0.00	0.00	0.00
Jun 21	1:00 PM	15 min	12,277.93	3084.30	0.00	0.00	0.00	0.00	0.00	0.00	0.00	0.00
Jun 21	1:15 PM	15 min	12,396.43	3113.89	0.00	0.00	0.00	0.00	0.00	0.00	0.00	0.00
Jun 21	1:30 PM	15 min	12,514.66	3143.24	0.00	0.00	0.00	0.00	0.00	0.00	0.00	0.00
Jun 21	1:45 PM	15 min	12,631.26	3172.26	0.00	0.00	0.00	0.00	0.00	0.00	0.00	0.00
Jun 21	2:00 PM	15 min	12,746.80	3201.19	0.00	0.00	0.00	0.00	0.00	0.00	0.00	0.00
Jun 21	2:15 PM	15 min	12,862.73	3230.28	0.00	0.00	0.00	0.00	0.00	0.00	0.00	0.00
Jun 21	2:30 PM	15 min	12,979.48	3259.83	0.00	0.00	0.00	0.00	0.00	0.00	0.00	0.00
Jun 21	2:45 PM	15 min	13,099.14	3299.77	0.00	0.00	0.00	0.00	0.00	0.00	0.00	0.00
Jun 21	3:00 PM	15 min	13,299.02	3353.54	0.00	0.00	0.00	0.00	0.00	0.00	0.00	0.00
Jun 21	3:15 PM	15 min	13,529.32	3412.36	0.00	0.00	0.00	0.00	0.00	0.00	0.00	0.00
Jun 21	3:30 PM	15 min	13,769.59	3473.68	0.00	0.00	0.00	0.00	0.00	0.00	0.00	0.00
Jun 21	3:45 PM	15 min	14,019.86	3538.38	0.00	0.00	0.00	0.00	0.00	0.00	0.00	0.00
Jun 21	4:00 PM	15 min	14,287.15	3607.61	0.00	0.00	0.00	0.00	0.00	0.00	0.00	0.00
Jun 21	4:15 PM	15 min	14,573.70	3682.36	0.00	0.00	0.00	0.00	0.00	0.00	0.00	0.00
Jun 21	4:30 PM	15 min	14,885.21	3763.89	0.00	0.00	0.00	0.00	0.00	0.00	0.00	0.00
Jun 21	4:45 PM	15 min	15,225.87	3853.43	0.00	0.00	0.00	0.00	0.00	0.00	0.00	0.00
Jun 21	5:00 PM	15 min	15,601.60	3959.27	0.00	0.00	0.00	0.00	0.00	67.67	0.00	67.67
Jun 21	5:15 PM	15 min	16,072.58	4186.54	0.00	0.00	0.00	0.00	541.36	430.81	541.36	430.81
Jun 21	5:30 PM	15 min	17,419.77	4519.31	0.00	0.00	0.00	0.00	2,905.13	1251.70	2,905.13	1251.70
Jun 21	5:45 PM	15 min	18,734.75	5083.50	0.00	0.00	0.00	0.00	7,108.44	2573.32	7,108.44	2573.32
Jun 21	6:00 PM	15 min	21,933.27	6111.06	0.00	0.00	0.00	0.00	13,478.13	4558.73	13,478.13	4558.73
Jun 21	6:15 PM	15 min	26,955.22	8489.17	0.00	0.00	0.00	0.00	22,991.73	7175.50	22,991.73	7175.50
Jun 21	6:30 PM	15 min	40,958.16	13530.26	0.00	0.00	0.00	0.00	34,412.24	9273.26	34,412.24	9273.26
Jun 21	6:45 PM	15 min	67,283.88	20630.62	0.00	0.00	0.00	0.00	39,773.81	8173.38	39,773.81	8173.38
Jun 21	7:00 PM	15 min	97,761.09	27303.86	0.00	0.00	0.00	0.00	25,613.26	4201.51	25,613.26	4201.51
Jun 21	7:15 PM	15 min	120,669.75	32585.66	0.00	0.00	0.00	0.00	7,998.83	1006.47	7,998.83	1006.47
Jun 21	7:30 PM	5 min	140,015.52	12603.78	0.00	0.00	0.00	0.00	52.96	2.38	52.96	2.38
Jun 21	7:35 PM	0 min	140,068.48		0.00		0.00		0.00		0.00	

BLOCK 1 / 160 FOLSOM STREET

Quantitative Shading Calculations for Rincon Park

Analysis Run: 8/28/2015
Technician: AP

EXAMPLE	Existing Shading
EXAMPLE	No new shading from Project / Project Alternative
EXAMPLE	New Shading from Project / Project Alternative
EXAMPLE	No new shading from Project / Project Alternative + Cumulative
EXAMPLE	New Shading from Project / Project Alternative + Cumulative

Date	Start Time	Duration	Current Park Shading		New Shadow: Project @ 400'		New Shadow: Project @ 300'		New Shadow: Project @ 400' + Cumulative		New Shadow: Project @ 300' + Cumulative	
			Shadow Area (sf)	Shading (sfh)	Shadow Area (sf)	Shading (sfh)	Shadow Area (sf)	Shading (sfh)	Shadow Area (sf)	Shading (sfh)	Shadow Area (sf)	Shading (sfh)
Jun 28	6:50 AM	10 min	25,644.12	4039.77	0.00	0.00	0.00	0.00	0.00	0.00	0.00	0.00
Jun 28	7:00 AM	15 min	21,882.58	5472.58	0.00	0.00	0.00	0.00	0.00	0.00	0.00	0.00
Jun 28	7:15 AM	15 min	21,898.04	5488.16	0.00	0.00	0.00	0.00	0.00	0.00	0.00	0.00
Jun 28	7:30 AM	15 min	22,007.26	5647.66	0.00	0.00	0.00	0.00	0.00	0.00	0.00	0.00
Jun 28	7:45 AM	15 min	23,174.03	6122.19	0.00	0.00	0.00	0.00	0.00	0.00	0.00	0.00
Jun 28	8:00 AM	15 min	25,803.49	6354.01	0.00	0.00	0.00	0.00	0.00	0.00	0.00	0.00
Jun 28	8:15 AM	15 min	25,028.56	6326.08	0.00	0.00	0.00	0.00	0.00	0.00	0.00	0.00
Jun 28	8:30 AM	15 min	25,580.07	5764.10	0.00	0.00	0.00	0.00	0.00	0.00	0.00	0.00
Jun 28	8:45 AM	15 min	20,532.75	4863.72	0.00	0.00	0.00	0.00	0.00	0.00	0.00	0.00
Jun 28	9:00 AM	15 min	18,377.03	4510.42	0.00	0.00	0.00	0.00	0.00	0.00	0.00	0.00
Jun 28	9:15 AM	15 min	17,706.32	4344.74	0.00	0.00	0.00	0.00	0.00	0.00	0.00	0.00
Jun 28	9:30 AM	15 min	17,051.63	4185.01	0.00	0.00	0.00	0.00	0.00	0.00	0.00	0.00
Jun 28	9:45 AM	15 min	16,428.45	4036.06	0.00	0.00	0.00	0.00	0.00	0.00	0.00	0.00
Jun 28	10:00 AM	15 min	15,860.05	3900.93	0.00	0.00	0.00	0.00	0.00	0.00	0.00	0.00
Jun 28	10:15 AM	15 min	15,347.40	3778.12	0.00	0.00	0.00	0.00	0.00	0.00	0.00	0.00
Jun 28	10:30 AM	15 min	14,877.58	3665.14	0.00	0.00	0.00	0.00	0.00	0.00	0.00	0.00
Jun 28	10:45 AM	15 min	14,443.51	3560.55	0.00	0.00	0.00	0.00	0.00	0.00	0.00	0.00
Jun 28	11:00 AM	15 min	14,040.88	3462.81	0.00	0.00	0.00	0.00	0.00	0.00	0.00	0.00
Jun 28	11:15 AM	15 min	13,661.59	3376.20	0.00	0.00	0.00	0.00	0.00	0.00	0.00	0.00
Jun 28	11:30 AM	15 min	13,348.02	3300.22	0.00	0.00	0.00	0.00	0.00	0.00	0.00	0.00
Jun 28	11:45 AM	15 min	13,053.71	3228.22	0.00	0.00	0.00	0.00	0.00	0.00	0.00	0.00
Jun 28	12:00 PM	15 min	12,772.08	3159.08	0.00	0.00	0.00	0.00	0.00	0.00	0.00	0.00
Jun 28	12:15 PM	15 min	12,500.54	3096.92	0.00	0.00	0.00	0.00	0.00	0.00	0.00	0.00
Jun 28	12:30 PM	15 min	12,274.85	3054.14	0.00	0.00	0.00	0.00	0.00	0.00	0.00	0.00
Jun 28	12:45 PM	15 min	12,158.24	3054.07	0.00	0.00	0.00	0.00	0.00	0.00	0.00	0.00
Jun 28	1:00 PM	15 min	12,274.34	3083.43	0.00	0.00	0.00	0.00	0.00	0.00	0.00	0.00
Jun 28	1:15 PM	15 min	12,393.11	3113.12	0.00	0.00	0.00	0.00	0.00	0.00	0.00	0.00
Jun 28	1:30 PM	15 min	12,511.86	3142.60	0.00	0.00	0.00	0.00	0.00	0.00	0.00	0.00
Jun 28	1:45 PM	15 min	12,628.93	3171.72	0.00	0.00	0.00	0.00	0.00	0.00	0.00	0.00
Jun 28	2:00 PM	15 min	12,744.82	3200.72	0.00	0.00	0.00	0.00	0.00	0.00	0.00	0.00
Jun 28	2:15 PM	15 min	12,860.96	3229.87	0.00	0.00	0.00	0.00	0.00	0.00	0.00	0.00
Jun 28	2:30 PM	15 min	12,978.01	3259.40	0.00	0.00	0.00	0.00	0.00	0.00	0.00	0.00
Jun 28	2:45 PM	15 min	13,097.16	3297.40	0.00	0.00	0.00	0.00	0.00	0.00	0.00	0.00
Jun 28	3:00 PM	15 min	13,282.01	3349.18	0.00	0.00	0.00	0.00	0.00	0.00	0.00	0.00
Jun 28	3:15 PM	15 min	13,511.45	3407.90	0.00	0.00	0.00	0.00	0.00	0.00	0.00	0.00
Jun 28	3:30 PM	15 min	13,751.74	3469.15	0.00	0.00	0.00	0.00	0.00	0.00	0.00	0.00
Jun 28	3:45 PM	15 min	14,001.48	3533.67	0.00	0.00	0.00	0.00	0.00	0.00	0.00	0.00
Jun 28	4:00 PM	15 min	14,267.85	3602.68	0.00	0.00	0.00	0.00	0.00	0.00	0.00	0.00
Jun 28	4:15 PM	15 min	14,553.59	3677.15	0.00	0.00	0.00	0.00	0.00	0.00	0.00	0.00
Jun 28	4:30 PM	15 min	14,863.58	3758.30	0.00	0.00	0.00	0.00	0.00	0.00	0.00	0.00
Jun 28	4:45 PM	15 min	15,202.79	3847.54	0.00	0.00	0.00	0.00	0.00	0.00	0.00	0.00
Jun 28	5:00 PM	15 min	15,577.53	3953.27	0.00	0.00	0.00	0.00	0.00	60.84	0.00	60.84
Jun 28	5:15 PM	15 min	16,048.61	4179.88	0.00	0.00	0.00	0.00	486.71	406.51	486.71	406.51
Jun 28	5:30 PM	15 min	17,390.46	4513.42	0.00	0.00	0.00	0.00	2,765.33	1208.66	2,765.33	1208.66
Jun 28	5:45 PM	15 min	18,716.88	5073.42	0.00	0.00	0.00	0.00	6,903.93	2509.82	6,903.93	2509.82
Jun 28	6:00 PM	15 min	21,870.48	6048.70	0.00	0.00	0.00	0.00	13,174.64	4472.82	13,174.64	4472.82
Jun 28	6:15 PM	15 min	26,519.09	8261.89	0.00	0.00	0.00	0.00	22,607.90	7088.59	22,607.90	7088.59
Jun 28	6:30 PM	15 min	39,576.04	13145.31	0.00	0.00	0.00	0.00	34,100.85	9306.28	34,100.85	9306.28
Jun 28	6:45 PM	15 min	65,586.43	20192.53	0.00	0.00	0.00	0.00	40,349.42	8351.32	40,349.42	8351.32
Jun 28	7:00 PM	15 min	95,953.82	26886.28	0.00	0.00	0.00	0.00	26,461.11	4409.44	26,461.11	4409.44
Jun 28	7:15 PM	15 min	119,136.43	32388.84	0.00	0.00	0.00	0.00	8,814.40	1113.58	8,814.40	1113.58
Jun 28	7:30 PM	6 min	139,974.26	14002.14	0.00	0.00	0.00	0.00	94.20	4.71	94.20	4.71
Jun 28	7:36 PM	0 min	140,068.48		0.00		0.00		0.00		0.00	

BLOCK 1 / 160 FOLSOM STREET

Quantitative Shading Calculations for Rincon Park

Analysis Run: 8/28/2015

Technician: AP

EXAMPLE	Existing Shading	EXAMPLE	No new shading from Project / Project Alternative
		EXAMPLE	New Shading from Project / Project Alternative
EXAMPLE	No new shading from Project / Project Alternative + Cumulative		
EXAMPLE	New Shading from Project / Project Alternative + Cumulative		

Date	Start Time	Duration	Current Park Shading		New Shadow: Project @ 400'		New Shadow: Project @ 300'		New Shadow: Project @ 400' + Cumulative		New Shadow: Project @ 300' + Cumulative	
			Shadow Area (sf)	Shading (sfh)	Shadow Area (sf)	Shading (sfh)	Shadow Area (sf)	Shading (sfh)	Shadow Area (sf)	Shading (sfh)	Shadow Area (sf)	Shading (sfh)
Jul 5	6:54 AM	6 min	25,670.32	2413.41	0.00	0.00	0.00	0.00	0.00	0.00	0.00	0.00
Jul 5	7:00 AM	15 min	22,597.96	5621.76	0.00	0.00	0.00	0.00	0.00	0.00	0.00	0.00
Jul 5	7:15 AM	15 min	22,376.16	5586.63	0.00	0.00	0.00	0.00	0.00	0.00	0.00	0.00
Jul 5	7:30 AM	15 min	22,316.89	5734.11	0.00	0.00	0.00	0.00	0.00	0.00	0.00	0.00
Jul 5	7:45 AM	15 min	23,556.02	6213.49	0.00	0.00	0.00	0.00	0.00	0.00	0.00	0.00
Jul 5	8:00 AM	15 min	26,151.91	6377.34	0.00	0.00	0.00	0.00	0.00	0.00	0.00	0.00
Jul 5	8:15 AM	15 min	24,866.80	6265.40	0.00	0.00	0.00	0.00	0.00	0.00	0.00	0.00
Jul 5	8:30 AM	15 min	25,256.43	5887.37	0.00	0.00	0.00	0.00	0.00	0.00	0.00	0.00
Jul 5	8:45 AM	15 min	21,842.52	5042.99	0.00	0.00	0.00	0.00	0.00	0.00	0.00	0.00
Jul 5	9:00 AM	15 min	18,501.43	4539.93	0.00	0.00	0.00	0.00	0.00	0.00	0.00	0.00
Jul 5	9:15 AM	15 min	17,818.03	4371.10	0.00	0.00	0.00	0.00	0.00	0.00	0.00	0.00
Jul 5	9:30 AM	15 min	17,150.77	4208.13	0.00	0.00	0.00	0.00	0.00	0.00	0.00	0.00
Jul 5	9:45 AM	15 min	16,514.26	4055.94	0.00	0.00	0.00	0.00	0.00	0.00	0.00	0.00
Jul 5	10:00 AM	15 min	15,933.23	3917.99	0.00	0.00	0.00	0.00	0.00	0.00	0.00	0.00
Jul 5	10:15 AM	15 min	15,410.71	3792.91	0.00	0.00	0.00	0.00	0.00	0.00	0.00	0.00
Jul 5	10:30 AM	15 min	14,932.56	3678.01	0.00	0.00	0.00	0.00	0.00	0.00	0.00	0.00
Jul 5	10:45 AM	15 min	14,491.49	3571.82	0.00	0.00	0.00	0.00	0.00	0.00	0.00	0.00
Jul 5	11:00 AM	15 min	14,083.05	3472.64	0.00	0.00	0.00	0.00	0.00	0.00	0.00	0.00
Jul 5	11:15 AM	15 min	13,698.07	3384.45	0.00	0.00	0.00	0.00	0.00	0.00	0.00	0.00
Jul 5	11:30 AM	15 min	13,377.55	3307.21	0.00	0.00	0.00	0.00	0.00	0.00	0.00	0.00
Jul 5	11:45 AM	15 min	13,080.14	3234.52	0.00	0.00	0.00	0.00	0.00	0.00	0.00	0.00
Jul 5	12:00 PM	15 min	12,796.02	3164.82	0.00	0.00	0.00	0.00	0.00	0.00	0.00	0.00
Jul 5	12:15 PM	15 min	12,522.53	3102.32	0.00	0.00	0.00	0.00	0.00	0.00	0.00	0.00
Jul 5	12:30 PM	15 min	12,296.07	3058.39	0.00	0.00	0.00	0.00	0.00	0.00	0.00	0.00
Jul 5	12:45 PM	15 min	12,171.07	3057.32	0.00	0.00	0.00	0.00	0.00	0.00	0.00	0.00
Jul 5	1:00 PM	15 min	12,287.50	3086.85	0.00	0.00	0.00	0.00	0.00	0.00	0.00	0.00
Jul 5	1:15 PM	15 min	12,407.27	3116.76	0.00	0.00	0.00	0.00	0.00	0.00	0.00	0.00
Jul 5	1:30 PM	15 min	12,526.84	3146.45	0.00	0.00	0.00	0.00	0.00	0.00	0.00	0.00
Jul 5	1:45 PM	15 min	12,644.73	3175.79	0.00	0.00	0.00	0.00	0.00	0.00	0.00	0.00
Jul 5	2:00 PM	15 min	12,761.56	3205.00	0.00	0.00	0.00	0.00	0.00	0.00	0.00	0.00
Jul 5	2:15 PM	15 min	12,878.46	3234.38	0.00	0.00	0.00	0.00	0.00	0.00	0.00	0.00
Jul 5	2:30 PM	15 min	12,996.61	3264.11	0.00	0.00	0.00	0.00	0.00	0.00	0.00	0.00
Jul 5	2:45 PM	15 min	13,116.24	3299.22	0.00	0.00	0.00	0.00	0.00	0.00	0.00	0.00
Jul 5	3:00 PM	15 min	13,277.49	3347.99	0.00	0.00	0.00	0.00	0.00	0.00	0.00	0.00
Jul 5	3:15 PM	15 min	13,506.46	3406.79	0.00	0.00	0.00	0.00	0.00	0.00	0.00	0.00
Jul 5	3:30 PM	15 min	13,747.84	3468.30	0.00	0.00	0.00	0.00	0.00	0.00	0.00	0.00
Jul 5	3:45 PM	15 min	13,998.53	3533.09	0.00	0.00	0.00	0.00	0.00	0.00	0.00	0.00
Jul 5	4:00 PM	15 min	14,266.19	3602.44	0.00	0.00	0.00	0.00	0.00	0.00	0.00	0.00
Jul 5	4:15 PM	15 min	14,553.36	3677.24	0.00	0.00	0.00	0.00	0.00	0.00	0.00	0.00
Jul 5	4:30 PM	15 min	14,864.54	3758.80	0.00	0.00	0.00	0.00	0.00	0.00	0.00	0.00
Jul 5	4:45 PM	15 min	15,205.85	3848.56	0.00	0.00	0.00	0.00	0.00	0.00	0.00	0.00
Jul 5	5:00 PM	15 min	15,582.62	3966.64	0.00	0.00	0.00	0.00	0.00	72.33	0.00	72.33
Jul 5	5:15 PM	15 min	16,150.49	4222.52	0.00	0.00	0.00	0.00	578.64	449.97	578.64	449.97
Jul 5	5:30 PM	15 min	17,629.67	4567.47	0.00	0.00	0.00	0.00	3,021.12	1289.74	3,021.12	1289.74
Jul 5	5:45 PM	15 min	18,910.07	5141.70	0.00	0.00	0.00	0.00	7,296.78	2636.71	7,296.78	2636.71
Jul 5	6:00 PM	15 min	22,223.55	6186.33	0.00	0.00	0.00	0.00	13,796.87	4672.82	13,796.87	4672.82
Jul 5	6:15 PM	15 min	27,267.12	8328.34	0.00	0.00	0.00	0.00	23,585.72	7358.71	23,585.72	7358.71
Jul 5	6:30 PM	15 min	39,359.59	13299.28	0.00	0.00	0.00	0.00	35,283.93	9426.90	35,283.93	9426.90
Jul 5	6:45 PM	15 min	67,034.63	20324.50	0.00	0.00	0.00	0.00	40,131.29	8316.17	40,131.29	8316.17
Jul 5	7:00 PM	15 min	95,561.36	26689.55	0.00	0.00	0.00	0.00	26,398.07	4444.53	26,398.07	4444.53
Jul 5	7:15 PM	15 min	117,955.01	32252.90	0.00	0.00	0.00	0.00	9,158.19	1144.81	9,158.19	1144.81
Jul 5	7:30 PM	5 min	140,068.16	12606.15	0.00	0.00	0.00	0.00	0.31	0.01	0.31	0.01
Jul 5	7:35 PM	0 min	140,068.48		0.00		0.00		0.00		0.00	

BLOCK 1 / 160 FOLSOM STREET

Quantitative Shading Calculations for Rincon Park

Analysis Run: 8/28/2015

Technician: AP

EXAMPLE	Existing Shading	EXAMPLE	No new shading from Project / Project Alternative
		EXAMPLE	New Shading from Project / Project Alternative
EXAMPLE	No new shading from Project / Project Alternative + Cumulative		
EXAMPLE	New Shading from Project / Project Alternative + Cumulative		

Date	Start Time	Duration	Current Park Shading		New Shadow: Project @ 400'		New Shadow: Project @ 300'		New Shadow: Project @ 400' + Cumulative		New Shadow: Project @ 300' + Cumulative	
			Shadow Area (sf)	Shading (sfh)	Shadow Area (sf)	Shading (sfh)	Shadow Area (sf)	Shading (sfh)	Shadow Area (sf)	Shading (sfh)	Shadow Area (sf)	Shading (sfh)
Jul 12	6:58 AM	2 min	27,681.04	1075.47	0.00	0.00	0.00	0.00	0.00	0.00	0.00	0.00
Jul 12	7:00 AM	15 min	26,092.24	6022.67	0.00	0.00	0.00	0.00	0.00	0.00	0.00	0.00
Jul 12	7:15 AM	15 min	22,089.14	5624.77	0.00	0.00	0.00	0.00	0.00	0.00	0.00	0.00
Jul 12	7:30 AM	15 min	22,909.02	5975.40	0.00	0.00	0.00	0.00	0.00	0.00	0.00	0.00
Jul 12	7:45 AM	15 min	24,894.18	6413.38	0.00	0.00	0.00	0.00	0.00	0.00	0.00	0.00
Jul 12	8:00 AM	15 min	26,412.89	6476.42	0.00	0.00	0.00	0.00	0.00	0.00	0.00	0.00
Jul 12	8:15 AM	15 min	25,398.43	6298.53	0.00	0.00	0.00	0.00	0.00	0.00	0.00	0.00
Jul 12	8:30 AM	15 min	24,989.81	6123.52	0.00	0.00	0.00	0.00	0.00	0.00	0.00	0.00
Jul 12	8:45 AM	15 min	23,998.37	5332.00	0.00	0.00	0.00	0.00	0.00	0.00	0.00	0.00
Jul 12	9:00 AM	15 min	18,657.65	4577.01	0.00	0.00	0.00	0.00	0.00	0.00	0.00	0.00
Jul 12	9:15 AM	15 min	17,958.41	4403.89	0.00	0.00	0.00	0.00	0.00	0.00	0.00	0.00
Jul 12	9:30 AM	15 min	17,272.72	4235.90	0.00	0.00	0.00	0.00	0.00	0.00	0.00	0.00
Jul 12	9:45 AM	15 min	16,614.46	4078.69	0.00	0.00	0.00	0.00	0.00	0.00	0.00	0.00
Jul 12	10:00 AM	15 min	16,015.08	3936.78	0.00	0.00	0.00	0.00	0.00	0.00	0.00	0.00
Jul 12	10:15 AM	15 min	15,479.14	3808.66	0.00	0.00	0.00	0.00	0.00	0.00	0.00	0.00
Jul 12	10:30 AM	15 min	14,990.11	3691.24	0.00	0.00	0.00	0.00	0.00	0.00	0.00	0.00
Jul 12	10:45 AM	15 min	14,539.79	3582.96	0.00	0.00	0.00	0.00	0.00	0.00	0.00	0.00
Jul 12	11:00 AM	15 min	14,123.87	3481.99	0.00	0.00	0.00	0.00	0.00	0.00	0.00	0.00
Jul 12	11:15 AM	15 min	13,732.06	3392.07	0.00	0.00	0.00	0.00	0.00	0.00	0.00	0.00
Jul 12	11:30 AM	15 min	13,404.49	3313.35	0.00	0.00	0.00	0.00	0.00	0.00	0.00	0.00
Jul 12	11:45 AM	15 min	13,102.31	3239.65	0.00	0.00	0.00	0.00	0.00	0.00	0.00	0.00
Jul 12	12:00 PM	15 min	12,814.86	3169.53	0.00	0.00	0.00	0.00	0.00	0.00	0.00	0.00
Jul 12	12:15 PM	15 min	12,541.40	3107.02	0.00	0.00	0.00	0.00	0.00	0.00	0.00	0.00
Jul 12	12:30 PM	15 min	12,314.75	3064.41	0.00	0.00	0.00	0.00	0.00	0.00	0.00	0.00
Jul 12	12:45 PM	15 min	12,200.55	3064.83	0.00	0.00	0.00	0.00	0.00	0.00	0.00	0.00
Jul 12	1:00 PM	15 min	12,318.06	3094.63	0.00	0.00	0.00	0.00	0.00	0.00	0.00	0.00
Jul 12	1:15 PM	15 min	12,438.96	3124.86	0.00	0.00	0.00	0.00	0.00	0.00	0.00	0.00
Jul 12	1:30 PM	15 min	12,559.95	3154.91	0.00	0.00	0.00	0.00	0.00	0.00	0.00	0.00
Jul 12	1:45 PM	15 min	12,679.34	3184.64	0.00	0.00	0.00	0.00	0.00	0.00	0.00	0.00
Jul 12	2:00 PM	15 min	12,797.75	3214.23	0.00	0.00	0.00	0.00	0.00	0.00	0.00	0.00
Jul 12	2:15 PM	15 min	12,916.06	3243.96	0.00	0.00	0.00	0.00	0.00	0.00	0.00	0.00
Jul 12	2:30 PM	15 min	13,035.66	3274.12	0.00	0.00	0.00	0.00	0.00	0.00	0.00	0.00
Jul 12	2:45 PM	15 min	13,157.33	3305.66	0.00	0.00	0.00	0.00	0.00	0.00	0.00	0.00
Jul 12	3:00 PM	15 min	13,287.94	3350.61	0.00	0.00	0.00	0.00	0.00	0.00	0.00	0.00
Jul 12	3:15 PM	15 min	13,516.93	3409.52	0.00	0.00	0.00	0.00	0.00	0.00	0.00	0.00
Jul 12	3:30 PM	15 min	13,759.25	3471.53	0.00	0.00	0.00	0.00	0.00	0.00	0.00	0.00
Jul 12	3:45 PM	15 min	14,012.99	3537.13	0.00	0.00	0.00	0.00	0.00	0.00	0.00	0.00
Jul 12	4:00 PM	15 min	14,284.05	3607.39	0.00	0.00	0.00	0.00	0.00	0.00	0.00	0.00
Jul 12	4:15 PM	15 min	14,575.05	3683.17	0.00	0.00	0.00	0.00	0.00	0.00	0.00	0.00
Jul 12	4:30 PM	15 min	14,890.27	3765.88	0.00	0.00	0.00	0.00	0.00	0.00	0.00	0.00
Jul 12	4:45 PM	15 min	15,236.80	3857.19	0.00	0.00	0.00	0.00	0.00	0.03	0.00	0.03
Jul 12	5:00 PM	15 min	15,620.68	4017.13	0.00	0.00	0.00	0.00	0.24	108.10	0.24	108.10
Jul 12	5:15 PM	15 min	16,516.36	4529.13	0.00	0.00	0.00	0.00	864.53	572.62	864.53	572.62
Jul 12	5:30 PM	15 min	18,116.65	4679.03	0.00	0.00	0.00	0.00	3,716.41	1508.46	3,716.41	1508.46
Jul 12	5:45 PM	15 min	19,315.63	5279.04	0.00	0.00	0.00	0.00	8,351.27	2974.67	8,351.27	2974.67
Jul 12	6:00 PM	15 min	22,916.71	6561.49	0.00	0.00	0.00	0.00	15,446.10	5184.77	15,446.10	5184.77
Jul 12	6:15 PM	15 min	29,575.25	8813.57	0.00	0.00	0.00	0.00	26,032.05	8001.07	26,032.05	8001.07
Jul 12	6:30 PM	15 min	40,933.34	14049.78	0.00	0.00	0.00	0.00	37,976.52	9612.56	37,976.52	9612.56
Jul 12	6:45 PM	15 min	71,464.93	21078.81	0.00	0.00	0.00	0.00	38,923.96	7921.54	38,923.96	7921.54
Jul 12	7:00 PM	15 min	97,165.55	26991.73	0.00	0.00	0.00	0.00	24,448.34	4014.48	24,448.34	4014.48
Jul 12	7:15 PM	15 min	118,768.27	32354.59	0.00	0.00	0.00	0.00	7,667.49	958.44	7,667.49	958.44
Jul 12	7:30 PM	2 min	140,068.46	5602.74	0.00	0.00	0.00	0.00	0.00	0.00	0.00	0.00
Jul 12	7:32 PM	0 min	140,068.47		0.00		0.00		0.00		0.00	

BLOCK 1 / 160 FOLSOM STREET

Quantitative Shading Calculations for Rincon Park

Analysis Run: 8/28/2015

Technician: AP

EXAMPLE	Existing Shading	EXAMPLE	No new shading from Project / Project Alternative	EXAMPLE	No new shading from Project / Project Alternative + Cumulative
		EXAMPLE	New Shading from Project / Project Alternative	EXAMPLE	New Shading from Project / Project Alternative + Cumulative

Date	Start Time	Duration	Current Park Shading		New Shadow: Project @ 400'		New Shadow: Project @ 300'		New Shadow: Project @ 400' + Cumulative		New Shadow: Project @ 300' + Cumulative	
			Shadow Area (sf)	Shading (sfh)	Shadow Area (sf)	Shading (sfh)	Shadow Area (sf)	Shading (sfh)	Shadow Area (sf)	Shading (sfh)	Shadow Area (sf)	Shading (sfh)
Jul 19	7:03 AM	12 min	29,670.55	5272.15	0.00	0.00	0.00	0.00	0.00	0.00	0.00	0.00
Jul 19	7:15 AM	15 min	23,050.91	5846.61	0.00	0.00	0.00	0.00	0.00	0.00	0.00	0.00
Jul 19	7:30 AM	15 min	23,721.94	6216.04	0.00	0.00	0.00	0.00	0.00	0.00	0.00	0.00
Jul 19	7:45 AM	15 min	26,006.36	6591.00	0.00	0.00	0.00	0.00	0.00	0.00	0.00	0.00
Jul 19	8:00 AM	15 min	26,721.68	6709.04	0.00	0.00	0.00	0.00	0.00	0.00	0.00	0.00
Jul 19	8:15 AM	15 min	26,950.64	6489.52	0.00	0.00	0.00	0.00	0.00	0.00	0.00	0.00
Jul 19	8:30 AM	15 min	24,965.50	6255.95	0.00	0.00	0.00	0.00	0.00	0.00	0.00	0.00
Jul 19	8:45 AM	15 min	25,082.09	5491.12	0.00	0.00	0.00	0.00	0.00	0.00	0.00	0.00
Jul 19	9:00 AM	15 min	18,846.89	4621.14	0.00	0.00	0.00	0.00	0.00	0.00	0.00	0.00
Jul 19	9:15 AM	15 min	18,122.21	4441.98	0.00	0.00	0.00	0.00	0.00	0.00	0.00	0.00
Jul 19	9:30 AM	15 min	17,413.60	4268.20	0.00	0.00	0.00	0.00	0.00	0.00	0.00	0.00
Jul 19	9:45 AM	15 min	16,731.96	4105.02	0.00	0.00	0.00	0.00	0.00	0.00	0.00	0.00
Jul 19	10:00 AM	15 min	16,108.21	3957.37	0.00	0.00	0.00	0.00	0.00	0.00	0.00	0.00
Jul 19	10:15 AM	15 min	15,550.78	3824.74	0.00	0.00	0.00	0.00	0.00	0.00	0.00	0.00
Jul 19	10:30 AM	15 min	15,047.18	3704.11	0.00	0.00	0.00	0.00	0.00	0.00	0.00	0.00
Jul 19	10:45 AM	15 min	14,585.67	3593.30	0.00	0.00	0.00	0.00	0.00	0.00	0.00	0.00
Jul 19	11:00 AM	15 min	14,160.75	3490.18	0.00	0.00	0.00	0.00	0.00	0.00	0.00	0.00
Jul 19	11:15 AM	15 min	13,760.69	3398.39	0.00	0.00	0.00	0.00	0.00	0.00	0.00	0.00
Jul 19	11:30 AM	15 min	13,426.45	3318.28	0.00	0.00	0.00	0.00	0.00	0.00	0.00	0.00
Jul 19	11:45 AM	15 min	13,119.80	3243.38	0.00	0.00	0.00	0.00	0.00	0.00	0.00	0.00
Jul 19	12:00 PM	15 min	12,827.24	3173.11	0.00	0.00	0.00	0.00	0.00	0.00	0.00	0.00
Jul 19	12:15 PM	15 min	12,557.64	3110.95	0.00	0.00	0.00	0.00	0.00	0.00	0.00	0.00
Jul 19	12:30 PM	15 min	12,329.95	3072.12	0.00	0.00	0.00	0.00	0.00	0.00	0.00	0.00
Jul 19	12:45 PM	15 min	12,247.04	3076.67	0.00	0.00	0.00	0.00	0.00	0.00	0.00	0.00
Jul 19	1:00 PM	15 min	12,366.30	3106.94	0.00	0.00	0.00	0.00	0.00	0.00	0.00	0.00
Jul 19	1:15 PM	15 min	12,489.21	3137.64	0.00	0.00	0.00	0.00	0.00	0.00	0.00	0.00
Jul 19	1:30 PM	15 min	12,611.87	3168.11	0.00	0.00	0.00	0.00	0.00	0.00	0.00	0.00
Jul 19	1:45 PM	15 min	12,733.00	3198.31	0.00	0.00	0.00	0.00	0.00	0.00	0.00	0.00
Jul 19	2:00 PM	15 min	12,853.48	3228.43	0.00	0.00	0.00	0.00	0.00	0.00	0.00	0.00
Jul 19	2:15 PM	15 min	12,973.98	3258.69	0.00	0.00	0.00	0.00	0.00	0.00	0.00	0.00
Jul 19	2:30 PM	15 min	13,095.56	3289.44	0.00	0.00	0.00	0.00	0.00	0.00	0.00	0.00
Jul 19	2:45 PM	15 min	13,219.94	3321.03	0.00	0.00	0.00	0.00	0.00	0.00	0.00	0.00
Jul 19	3:00 PM	15 min	13,348.30	3361.59	0.00	0.00	0.00	0.00	0.00	0.00	0.00	0.00
Jul 19	3:15 PM	15 min	13,544.43	3416.51	0.00	0.00	0.00	0.00	0.00	0.00	0.00	0.00
Jul 19	3:30 PM	15 min	13,787.64	3479.25	0.00	0.00	0.00	0.00	0.00	0.00	0.00	0.00
Jul 19	3:45 PM	15 min	14,046.37	3546.14	0.00	0.00	0.00	0.00	0.00	0.00	0.00	0.00
Jul 19	4:00 PM	15 min	14,322.73	3617.90	0.00	0.00	0.00	0.00	0.00	0.00	0.00	0.00
Jul 19	4:15 PM	15 min	14,620.50	3695.50	0.00	0.00	0.00	0.00	0.00	0.00	0.00	0.00
Jul 19	4:30 PM	15 min	14,943.50	3780.21	0.00	0.00	0.00	0.00	0.00	0.00	0.00	0.00
Jul 19	4:45 PM	15 min	15,298.17	3889.75	0.00	0.00	0.00	0.00	0.00	8.47	0.00	8.47
Jul 19	5:00 PM	15 min	15,819.82	4122.82	0.00	0.00	0.00	0.00	67.74	191.70	67.74	191.70
Jul 19	5:15 PM	15 min	17,162.77	4501.03	0.00	0.00	0.00	0.00	1,465.86	799.89	1,465.86	799.89
Jul 19	5:30 PM	15 min	18,845.50	4873.61	0.00	0.00	0.00	0.00	4,933.30	1892.24	4,933.30	1892.24
Jul 19	5:45 PM	15 min	20,143.41	5605.26	0.00	0.00	0.00	0.00	10,204.58	3568.37	10,204.58	3568.37
Jul 19	6:00 PM	15 min	24,698.70	7273.51	0.00	0.00	0.00	0.00	18,342.35	6032.36	18,342.35	6032.36
Jul 19	6:15 PM	15 min	33,489.37	10128.64	0.00	0.00	0.00	0.00	29,916.49	8779.00	29,916.49	8779.00
Jul 19	6:30 PM	15 min	47,539.77	15594.26	0.00	0.00	0.00	0.00	40,315.53	9596.99	40,315.53	9596.99
Jul 19	6:45 PM	15 min	77,214.29	22670.00	0.00	0.00	0.00	0.00	36,460.35	6942.43	36,460.35	6942.43
Jul 19	7:00 PM	15 min	104,145.71	28268.99	0.00	0.00	0.00	0.00	19,079.05	3005.18	19,079.05	3005.18
Jul 19	7:15 PM	14 min	122,006.18	30852.36	0.00	0.00	0.00	0.00	4,962.37	595.48	4,962.37	595.48
Jul 19	7:29 PM	0 min	135,096.83		0.00		0.00		0.00		0.00	

BLOCK 1 / 160 FOLSOM STREET

Quantitative Shading Calculations for Rincon Park

Analysis Run: 8/28/2015

Technician: AP

EXAMPLE	Existing Shading	EXAMPLE	No new shading from Project / Project Alternative	EXAMPLE	No new shading from Project / Project Alternative + Cumulative
		EXAMPLE	New Shading from Project / Project Alternative	EXAMPLE	New Shading from Project / Project Alternative + Cumulative

Date	Start Time	Duration	Current Park Shading		New Shadow: Project @ 400'		New Shadow: Project @ 300'		New Shadow: Project @ 400' + Cumulative		New Shadow: Project @ 300' + Cumulative	
			Shadow Area (sf)	Shading (sfh)	Shadow Area (sf)	Shading (sfh)	Shadow Area (sf)	Shading (sfh)	Shadow Area (sf)	Shading (sfh)	Shadow Area (sf)	Shading (sfh)
Jul 26	7:09 AM	6 min	30,656.66	2879.36	0.00	0.00	0.00	0.00	0.00	0.00	0.00	0.00
Jul 26	7:15 AM	15 min	26,930.44	6644.12	0.00	0.00	0.00	0.00	0.00	0.00	0.00	0.00
Jul 26	7:30 AM	15 min	26,222.52	6758.94	0.00	0.00	0.00	0.00	0.00	0.00	0.00	0.00
Jul 26	7:45 AM	15 min	27,348.99	6802.09	0.00	0.00	0.00	0.00	0.00	0.00	0.00	0.00
Jul 26	8:00 AM	15 min	26,567.72	6630.82	0.00	0.00	0.00	0.00	0.00	0.00	0.00	0.00
Jul 26	8:15 AM	15 min	26,478.82	6539.63	0.00	0.00	0.00	0.00	0.00	0.00	0.00	0.00
Jul 26	8:30 AM	15 min	25,838.19	6556.59	0.00	0.00	0.00	0.00	0.00	0.00	0.00	0.00
Jul 26	8:45 AM	15 min	26,614.50	5711.98	0.00	0.00	0.00	0.00	0.00	0.00	0.00	0.00
Jul 26	9:00 AM	15 min	19,081.34	4674.56	0.00	0.00	0.00	0.00	0.00	0.00	0.00	0.00
Jul 26	9:15 AM	15 min	18,315.17	4485.55	0.00	0.00	0.00	0.00	0.00	0.00	0.00	0.00
Jul 26	9:30 AM	15 min	17,569.25	4303.46	0.00	0.00	0.00	0.00	0.00	0.00	0.00	0.00
Jul 26	9:45 AM	15 min	16,858.44	4133.78	0.00	0.00	0.00	0.00	0.00	0.00	0.00	0.00
Jul 26	10:00 AM	15 min	16,211.79	3980.55	0.00	0.00	0.00	0.00	0.00	0.00	0.00	0.00
Jul 26	10:15 AM	15 min	15,632.63	3842.33	0.00	0.00	0.00	0.00	0.00	0.00	0.00	0.00
Jul 26	10:30 AM	15 min	15,106.02	3716.62	0.00	0.00	0.00	0.00	0.00	0.00	0.00	0.00
Jul 26	10:45 AM	15 min	14,626.95	3602.24	0.00	0.00	0.00	0.00	0.00	0.00	0.00	0.00
Jul 26	11:00 AM	15 min	14,191.00	3496.58	0.00	0.00	0.00	0.00	0.00	0.00	0.00	0.00
Jul 26	11:15 AM	15 min	13,781.62	3402.90	0.00	0.00	0.00	0.00	0.00	0.00	0.00	0.00
Jul 26	11:30 AM	15 min	13,441.55	3321.44	0.00	0.00	0.00	0.00	0.00	0.00	0.00	0.00
Jul 26	11:45 AM	15 min	13,130.00	3245.41	0.00	0.00	0.00	0.00	0.00	0.00	0.00	0.00
Jul 26	12:00 PM	15 min	12,833.29	3175.39	0.00	0.00	0.00	0.00	0.00	0.00	0.00	0.00
Jul 26	12:15 PM	15 min	12,569.84	3113.76	0.00	0.00	0.00	0.00	0.00	0.00	0.00	0.00
Jul 26	12:30 PM	15 min	12,340.22	3081.33	0.00	0.00	0.00	0.00	0.00	0.00	0.00	0.00
Jul 26	12:45 PM	15 min	12,310.45	3092.91	0.00	0.00	0.00	0.00	0.00	0.00	0.00	0.00
Jul 26	1:00 PM	15 min	12,432.85	3123.81	0.00	0.00	0.00	0.00	0.00	0.00	0.00	0.00
Jul 26	1:15 PM	15 min	12,557.62	3155.00	0.00	0.00	0.00	0.00	0.00	0.00	0.00	0.00
Jul 26	1:30 PM	15 min	12,682.35	3186.05	0.00	0.00	0.00	0.00	0.00	0.00	0.00	0.00
Jul 26	1:45 PM	15 min	12,806.02	3216.88	0.00	0.00	0.00	0.00	0.00	0.00	0.00	0.00
Jul 26	2:00 PM	15 min	12,928.99	3247.63	0.00	0.00	0.00	0.00	0.00	0.00	0.00	0.00
Jul 26	2:15 PM	15 min	13,052.03	3278.57	0.00	0.00	0.00	0.00	0.00	0.00	0.00	0.00
Jul 26	2:30 PM	15 min	13,176.56	3310.10	0.00	0.00	0.00	0.00	0.00	0.00	0.00	0.00
Jul 26	2:45 PM	15 min	13,304.25	3342.53	0.00	0.00	0.00	0.00	0.00	0.00	0.00	0.00
Jul 26	3:00 PM	15 min	13,436.00	3378.25	0.00	0.00	0.00	0.00	0.00	0.00	0.00	0.00
Jul 26	3:15 PM	15 min	13,590.02	3428.07	0.00	0.00	0.00	0.00	0.00	0.00	0.00	0.00
Jul 26	3:30 PM	15 min	13,834.56	3491.88	0.00	0.00	0.00	0.00	0.00	0.00	0.00	0.00
Jul 26	3:45 PM	15 min	14,100.48	3560.60	0.00	0.00	0.00	0.00	0.00	0.00	0.00	0.00
Jul 26	4:00 PM	15 min	14,384.29	3634.42	0.00	0.00	0.00	0.00	0.00	0.00	0.00	0.00
Jul 26	4:15 PM	15 min	14,691.09	3714.57	0.00	0.00	0.00	0.00	0.00	0.00	0.00	0.00
Jul 26	4:30 PM	15 min	15,025.48	3802.41	0.00	0.00	0.00	0.00	0.00	0.00	0.00	0.00
Jul 26	4:45 PM	15 min	15,393.80	3985.28	0.00	0.00	0.00	0.00	0.00	46.63	0.00	46.63
Jul 26	5:00 PM	15 min	16,488.47	4333.97	0.00	0.00	0.00	0.00	373.06	373.23	373.06	373.23
Jul 26	5:15 PM	15 min	18,183.32	4720.89	0.00	0.00	0.00	0.00	2,612.79	1179.96	2,612.79	1179.96
Jul 26	5:30 PM	15 min	19,583.82	5137.31	0.00	0.00	0.00	0.00	6,826.88	2498.42	6,826.88	2498.42
Jul 26	5:45 PM	15 min	21,514.62	6254.83	0.00	14.97	0.00	0.00	13,160.45	4502.46	13,160.45	4487.50
Jul 26	6:00 PM	15 min	28,524.05	8484.74	119.75	14.97	0.00	0.00	22,859.25	7255.06	22,739.52	7240.10
Jul 26	6:15 PM	15 min	39,353.88	12339.79	0.00	0.00	0.00	0.00	35,181.25	9267.22	35,181.25	9267.22
Jul 26	6:30 PM	15 min	59,364.44	18341.37	0.00	0.00	0.00	0.00	38,956.53	8830.72	38,956.53	8830.72
Jul 26	6:45 PM	15 min	87,366.48	25499.75	0.00	0.00	0.00	0.00	31,689.25	5173.70	31,689.25	5173.70
Jul 26	7:00 PM	15 min	116,631.48	31636.76	0.00	0.00	0.00	0.00	9,700.37	1212.55	9,700.37	1212.55
Jul 26	7:15 PM	8 min	136,462.57	18907.79	0.00	0.00	0.00	0.00	0.00	0.00	0.00	0.00
Jul 26	7:23 PM	0 min	133,648.70		0.00		0.00		0.00		0.00	

BLOCK 1 / 160 FOLSOM STREET

Quantitative Shading Calculations for Rincon Park

EXAMPLE	Existing Shading	EXAMPLE	No new shading from Project / Project Alternative
		EXAMPLE	New Shading from Project / Project Alternative
EXAMPLE	No new shading from Project / Project Alternative + Cumulative		
EXAMPLE	New Shading from Project / Project Alternative + Cumulative		

Analysis Run: 8/26/2015

Technician: AP

Date	Start Time	Duration	Current Park Shading		New Shadow: Project @ 400'		New Shadow: Project @ 300'		New Shadow: Project @ 400' + Cumulative		New Shadow: Project @ 300' + Cumulative	
			Shadow Area (sf)	Shading (sfh)	Shadow Area (sf)	Shading (sfh)	Shadow Area (sf)	Shading (sfh)	Shadow Area (sf)	Shading (sfh)	Shadow Area (sf)	Shading (sfh)
Aug 2	7:14 AM	1 min	33,308.53	661.60	0.00	0.00	0.00	0.00	0.00	0.00	0.00	0.00
Aug 2	7:15 AM	15 min	32,851.23	7498.26	0.00	0.00	0.00	0.00	0.00	0.00	0.00	0.00
Aug 2	7:30 AM	15 min	27,134.87	6957.11	0.00	0.00	0.00	0.00	0.00	0.00	0.00	0.00
Aug 2	7:45 AM	15 min	28,521.97	7007.68	0.00	0.00	0.00	0.00	0.00	0.00	0.00	0.00
Aug 2	8:00 AM	15 min	27,539.50	6869.49	0.00	0.00	0.00	0.00	0.00	0.00	0.00	0.00
Aug 2	8:15 AM	15 min	27,416.40	6816.49	0.00	0.00	0.00	0.00	0.00	0.00	0.00	0.00
Aug 2	8:30 AM	15 min	27,115.55	6750.99	0.00	0.00	0.00	0.00	0.00	0.00	0.00	0.00
Aug 2	8:45 AM	15 min	26,892.39	5829.33	0.00	0.00	0.00	0.00	0.00	0.00	0.00	0.00
Aug 2	9:00 AM	15 min	19,742.25	4784.32	0.00	0.00	0.00	0.00	0.00	0.00	0.00	0.00
Aug 2	9:15 AM	15 min	18,532.29	4534.54	0.00	0.00	0.00	0.00	0.00	0.00	0.00	0.00
Aug 2	9:30 AM	15 min	17,744.00	4342.49	0.00	0.00	0.00	0.00	0.00	0.00	0.00	0.00
Aug 2	9:45 AM	15 min	16,995.93	4164.26	0.00	0.00	0.00	0.00	0.00	0.00	0.00	0.00
Aug 2	10:00 AM	15 min	16,318.15	4004.42	0.00	0.00	0.00	0.00	0.00	0.00	0.00	0.00
Aug 2	10:15 AM	15 min	15,717.18	3861.16	0.00	0.00	0.00	0.00	0.00	0.00	0.00	0.00
Aug 2	10:30 AM	15 min	15,172.11	3730.60	0.00	0.00	0.00	0.00	0.00	0.00	0.00	0.00
Aug 2	10:45 AM	15 min	14,672.73	3611.03	0.00	0.00	0.00	0.00	0.00	0.00	0.00	0.00
Aug 2	11:00 AM	15 min	14,215.48	3501.10	0.00	0.00	0.00	0.00	0.00	0.00	0.00	0.00
Aug 2	11:15 AM	15 min	13,793.35	3405.26	0.00	0.00	0.00	0.00	0.00	0.00	0.00	0.00
Aug 2	11:30 AM	15 min	13,448.73	3322.61	0.00	0.00	0.00	0.00	0.00	0.00	0.00	0.00
Aug 2	11:45 AM	15 min	13,132.11	3245.32	0.00	0.00	0.00	0.00	0.00	0.00	0.00	0.00
Aug 2	12:00 PM	15 min	12,830.46	3176.08	0.00	0.00	0.00	0.00	0.00	0.00	0.00	0.00
Aug 2	12:15 PM	15 min	12,578.17	3115.65	0.00	0.00	0.00	0.00	0.00	0.00	0.00	0.00
Aug 2	12:30 PM	15 min	12,347.03	3092.26	0.00	0.00	0.00	0.00	0.00	0.00	0.00	0.00
Aug 2	12:45 PM	15 min	12,391.05	3113.53	0.00	0.00	0.00	0.00	0.00	0.00	0.00	0.00
Aug 2	1:00 PM	15 min	12,517.21	3145.28	0.00	0.00	0.00	0.00	0.00	0.00	0.00	0.00
Aug 2	1:15 PM	15 min	12,645.03	3177.08	0.00	0.00	0.00	0.00	0.00	0.00	0.00	0.00
Aug 2	1:30 PM	15 min	12,771.60	3208.74	0.00	0.00	0.00	0.00	0.00	0.00	0.00	0.00
Aug 2	1:45 PM	15 min	12,898.29	3240.33	0.00	0.00	0.00	0.00	0.00	0.00	0.00	0.00
Aug 2	2:00 PM	15 min	13,024.39	3271.89	0.00	0.00	0.00	0.00	0.00	0.00	0.00	0.00
Aug 2	2:15 PM	15 min	13,150.77	3303.70	0.00	0.00	0.00	0.00	0.00	0.00	0.00	0.00
Aug 2	2:30 PM	15 min	13,278.83	3336.14	0.00	0.00	0.00	0.00	0.00	0.00	0.00	0.00
Aug 2	2:45 PM	15 min	13,410.32	3369.68	0.00	0.00	0.00	0.00	0.00	0.00	0.00	0.00
Aug 2	3:00 PM	15 min	13,547.15	3404.27	0.00	0.00	0.00	0.00	0.00	0.00	0.00	0.00
Aug 2	3:15 PM	15 min	13,687.00	3448.78	0.00	0.00	0.00	0.00	0.00	0.00	0.00	0.00
Aug 2	3:30 PM	15 min	13,903.23	3509.94	0.00	0.00	0.00	0.00	0.00	0.00	0.00	0.00
Aug 2	3:45 PM	15 min	14,176.31	3580.82	0.00	0.00	0.00	0.00	0.00	0.00	0.00	0.00
Aug 2	4:00 PM	15 min	14,470.28	3657.43	0.00	0.00	0.00	0.00	0.00	0.00	0.00	0.00
Aug 2	4:15 PM	15 min	14,789.16	3740.97	0.00	0.00	0.00	0.00	0.00	0.00	0.00	0.00
Aug 2	4:30 PM	15 min	15,138.62	3890.71	0.00	0.00	0.00	0.00	0.00	1.54	0.00	1.54
Aug 2	4:45 PM	15 min	15,987.03	4184.48	0.00	0.00	0.00	0.00	12.31	144.19	12.31	144.19
Aug 2	5:00 PM	15 min	17,488.77	4612.56	0.00	0.00	0.00	0.00	1,141.19	709.66	1,141.19	709.66
Aug 2	5:15 PM	15 min	19,411.74	5005.95	0.00	0.00	0.00	0.00	4,536.12	1776.66	4,536.12	1776.66
Aug 2	5:30 PM	15 min	20,635.87	5703.12	0.00	194.72	0.00	0.00	9,677.17	3598.10	9,677.17	3403.38
Aug 2	5:45 PM	15 min	24,989.11	7443.01	1,557.72	361.92	0.00	0.00	19,107.65	6138.42	17,549.85	5776.50
Aug 2	6:00 PM	15 min	34,554.97	10537.80	1,337.58	167.20	0.00	0.00	29,999.72	8359.02	28,662.14	8191.83
Aug 2	6:15 PM	15 min	49,747.41	15532.08	0.00	0.00	0.00	0.00	36,872.48	8916.23	36,872.48	8916.23
Aug 2	6:30 PM	15 min	74,509.20	22407.41	0.00	0.00	0.00	0.00	34,457.34	6889.86	34,457.34	6889.86
Aug 2	6:45 PM	15 min	104,750.06	29421.79	0.00	0.00	0.00	0.00	20,661.54	2589.85	20,661.54	2589.85
Aug 2	7:00 PM	15 min	130,624.23	33836.59	0.00	0.00	0.00	0.00	57.23	7.15	57.23	7.15
Aug 2	7:15 PM	2 min	140,068.48	5602.74	0.00	0.00	0.00	0.00	0.00	0.00	0.00	0.00
Aug 2	7:17 PM	0 min	140,068.48		0.00		0.00		0.00		0.00	

BLOCK 1 / 160 FOLSOM STREET

Quantitative Shading Calculations for Rincon Park

Analysis Run: 8/28/2015

Technician: AP

EXAMPLE	Existing Shading	EXAMPLE	No new shading from Project / Project Alternative
		EXAMPLE	New Shading from Project / Project Alternative
EXAMPLE	No new shading from Project / Project Alternative + Cumulative		
EXAMPLE	New Shading from Project / Project Alternative + Cumulative		

Date	Start Time	Duration	Current Park Shading		New Shadow: Project @ 400'		New Shadow: Project @ 300'		New Shadow: Project @ 400' + Cumulative		New Shadow: Project @ 300' + Cumulative	
			Shadow Area (sf)	Shading (sfh)	Shadow Area (sf)	Shading (sfh)	Shadow Area (sf)	Shading (sfh)	Shadow Area (sf)	Shading (sfh)	Shadow Area (sf)	Shading (sfh)
Aug 9	7:20 AM	11 min	35,596.32	5979.48	0.00	0.00	0.00	0.00	0.00	0.00	0.00	0.00
Aug 9	7:30 AM	15 min	30,842.29	7594.79	0.00	0.00	0.00	0.00	0.00	0.00	0.00	0.00
Aug 9	7:45 AM	15 min	29,916.02	7269.24	0.00	0.00	0.00	0.00	0.00	0.00	0.00	0.00
Aug 9	8:00 AM	15 min	28,237.88	7193.92	0.00	0.00	0.00	0.00	0.00	0.00	0.00	0.00
Aug 9	8:15 AM	15 min	29,313.45	7087.39	0.00	0.00	0.00	0.00	0.00	0.00	0.00	0.00
Aug 9	8:30 AM	15 min	27,385.68	6893.30	0.00	0.00	0.00	0.00	0.00	0.00	0.00	0.00
Aug 9	8:45 AM	15 min	27,760.74	6308.57	0.00	0.00	0.00	0.00	0.00	0.00	0.00	0.00
Aug 9	9:00 AM	15 min	22,707.81	5184.46	0.00	0.00	0.00	0.00	0.00	0.00	0.00	0.00
Aug 9	9:15 AM	15 min	18,767.87	4587.06	0.00	0.00	0.00	0.00	0.00	0.00	0.00	0.00
Aug 9	9:30 AM	15 min	17,928.64	4383.59	0.00	0.00	0.00	0.00	0.00	0.00	0.00	0.00
Aug 9	9:45 AM	15 min	17,140.06	4196.39	0.00	0.00	0.00	0.00	0.00	0.00	0.00	0.00
Aug 9	10:00 AM	15 min	16,431.09	4029.21	0.00	0.00	0.00	0.00	0.00	0.00	0.00	0.00
Aug 9	10:15 AM	15 min	15,802.59	3879.74	0.00	0.00	0.00	0.00	0.00	0.00	0.00	0.00
Aug 9	10:30 AM	15 min	15,235.34	3744.50	0.00	0.00	0.00	0.00	0.00	0.00	0.00	0.00
Aug 9	10:45 AM	15 min	14,720.63	3620.92	0.00	0.00	0.00	0.00	0.00	0.00	0.00	0.00
Aug 9	11:00 AM	15 min	14,246.77	3506.34	0.00	0.00	0.00	0.00	0.00	0.00	0.00	0.00
Aug 9	11:15 AM	15 min	13,803.93	3406.48	0.00	0.00	0.00	0.00	0.00	0.00	0.00	0.00
Aug 9	11:30 AM	15 min	13,447.94	3321.66	0.00	0.00	0.00	0.00	0.00	0.00	0.00	0.00
Aug 9	11:45 AM	15 min	13,125.32	3244.65	0.00	0.00	0.00	0.00	0.00	0.00	0.00	0.00
Aug 9	12:00 PM	15 min	12,831.87	3176.63	0.00	0.00	0.00	0.00	0.00	0.00	0.00	0.00
Aug 9	12:15 PM	15 min	12,581.16	3118.76	0.00	0.00	0.00	0.00	0.00	0.00	0.00	0.00
Aug 9	12:30 PM	15 min	12,368.95	3107.37	0.00	0.00	0.00	0.00	0.00	0.00	0.00	0.00
Aug 9	12:45 PM	15 min	12,489.99	3138.81	0.00	0.00	0.00	0.00	0.00	0.00	0.00	0.00
Aug 9	1:00 PM	15 min	12,620.48	3171.46	0.00	0.00	0.00	0.00	0.00	0.00	0.00	0.00
Aug 9	1:15 PM	15 min	12,751.20	3203.99	0.00	0.00	0.00	0.00	0.00	0.00	0.00	0.00
Aug 9	1:30 PM	15 min	12,880.74	3236.30	0.00	0.00	0.00	0.00	0.00	0.00	0.00	0.00
Aug 9	1:45 PM	15 min	13,009.68	3268.65	0.00	0.00	0.00	0.00	0.00	0.00	0.00	0.00
Aug 9	2:00 PM	15 min	13,139.54	3301.22	0.00	0.00	0.00	0.00	0.00	0.00	0.00	0.00
Aug 9	2:15 PM	15 min	13,270.25	3334.12	0.00	0.00	0.00	0.00	0.00	0.00	0.00	0.00
Aug 9	2:30 PM	15 min	13,402.74	3367.71	0.00	0.00	0.00	0.00	0.00	0.00	0.00	0.00
Aug 9	2:45 PM	15 min	13,538.93	3402.38	0.00	0.00	0.00	0.00	0.00	0.00	0.00	0.00
Aug 9	3:00 PM	15 min	13,680.14	3437.90	0.00	0.00	0.00	0.00	0.00	0.00	0.00	0.00
Aug 9	3:15 PM	15 min	13,823.04	3477.42	0.00	0.00	0.00	0.00	0.00	0.00	0.00	0.00
Aug 9	3:30 PM	15 min	13,996.32	3534.00	0.00	0.00	0.00	0.00	0.00	0.00	0.00	0.00
Aug 9	3:45 PM	15 min	14,275.66	3607.33	0.00	0.00	0.00	0.00	0.00	0.00	0.00	0.00
Aug 9	4:00 PM	15 min	14,582.96	3687.52	0.00	0.00	0.00	0.00	0.00	0.00	0.00	0.00
Aug 9	4:15 PM	15 min	14,917.18	3813.04	0.00	0.00	0.00	0.00	0.00	0.00	0.00	0.00
Aug 9	4:30 PM	15 min	15,587.15	4072.84	0.00	0.00	0.00	0.00	0.00	48.04	0.00	48.04
Aug 9	4:45 PM	15 min	16,995.56	4498.11	0.00	0.00	0.00	0.00	384.29	392.92	384.29	392.92
Aug 9	5:00 PM	15 min	18,989.34	4994.45	0.00	0.00	0.00	0.00	2,759.06	1258.85	2,759.06	1258.85
Aug 9	5:15 PM	15 min	20,966.29	5609.45	0.00	258.67	0.00	0.00	7,311.72	2899.24	7,311.72	2660.57
Aug 9	5:30 PM	15 min	23,909.32	6728.86	1,909.33	977.80	0.00	0.00	15,882.17	5658.55	13,972.85	4680.76
Aug 9	5:45 PM	15 min	29,921.52	9089.08	5,913.03	1201.19	0.00	0.00	29,386.26	8235.58	23,473.23	7034.40
Aug 9	6:00 PM	15 min	42,791.12	13316.06	3,696.45	537.57	0.00	29.95	36,498.39	8889.20	32,801.94	8383.65
Aug 9	6:15 PM	15 min	63,737.38	19669.08	604.08	75.51	239.61	29.95	34,615.25	7719.22	34,267.28	7675.72
Aug 9	6:30 PM	15 min	93,615.29	28426.95	0.00	0.00	0.00	0.00	27,138.51	3979.31	27,138.51	3979.31
Aug 9	6:45 PM	15 min	133,800.30	34131.25	0.00	0.00	0.00	0.00	4,695.97	587.00	4,695.97	587.00
Aug 9	7:00 PM	9 min	139,249.68	20948.86	0.00	0.00	0.00	0.00	0.00	0.00	0.00	0.00
Aug 9	7:09 PM	0 min	140,068.48		0.00		0.00		0.00		0.00	

BLOCK 1 / 160 FOLSOM STREET

Quantitative Shading Calculations for Rincon Park

Analysis Run: 8/28/2015

Technician: AP

EXAMPLE	Existing Shading	EXAMPLE	No new shading from Project / Project Alternative
		EXAMPLE	New Shading from Project / Project Alternative
EXAMPLE	No new shading from Project / Project Alternative + Cumulative		
EXAMPLE	New Shading from Project / Project Alternative + Cumulative		

Date	Start Time	Duration	Current Park Shading		New Shadow: Project @ 400'		New Shadow: Project @ 300'		New Shadow: Project @ 400' + Cumulative		New Shadow: Project @ 300' + Cumulative	
			Shadow Area (sf)	Shading (sfh)	Shadow Area (sf)	Shading (sfh)	Shadow Area (sf)	Shading (sfh)	Shadow Area (sf)	Shading (sfh)	Shadow Area (sf)	Shading (sfh)
Aug 16	7:26 AM	4 min	37,517.93	2562.16	0.00	0.00	0.00	0.00	0.00	0.00	0.00	0.00
Aug 16	7:30 AM	15 min	35,686.61	8282.25	0.00	0.00	0.00	0.00	0.00	0.00	0.00	0.00
Aug 16	7:45 AM	15 min	30,571.39	7751.16	0.00	0.00	0.00	0.00	0.00	0.00	0.00	0.00
Aug 16	8:00 AM	15 min	31,437.91	7732.93	0.00	0.00	0.00	0.00	0.00	0.00	0.00	0.00
Aug 16	8:15 AM	15 min	30,425.52	7395.39	0.00	0.00	0.00	0.00	0.00	0.00	0.00	0.00
Aug 16	8:30 AM	15 min	28,737.57	7192.93	0.00	0.00	0.00	0.00	0.00	0.00	0.00	0.00
Aug 16	8:45 AM	15 min	28,805.88	6873.80	0.00	0.00	0.00	0.00	0.00	0.00	0.00	0.00
Aug 16	9:00 AM	15 min	26,184.51	5650.67	0.00	0.00	0.00	0.00	0.00	0.00	0.00	0.00
Aug 16	9:15 AM	15 min	19,020.87	4642.81	0.00	0.00	0.00	0.00	0.00	0.00	0.00	0.00
Aug 16	9:30 AM	15 min	18,121.59	4426.03	0.00	0.00	0.00	0.00	0.00	0.00	0.00	0.00
Aug 16	9:45 AM	15 min	17,286.67	4228.71	0.00	0.00	0.00	0.00	0.00	0.00	0.00	0.00
Aug 16	10:00 AM	15 min	16,543.00	4053.75	0.00	0.00	0.00	0.00	0.00	0.00	0.00	0.00
Aug 16	10:15 AM	15 min	15,887.04	3898.12	0.00	0.00	0.00	0.00	0.00	0.00	0.00	0.00
Aug 16	10:30 AM	15 min	15,297.95	3757.69	0.00	0.00	0.00	0.00	0.00	0.00	0.00	0.00
Aug 16	10:45 AM	15 min	14,763.59	3629.72	0.00	0.00	0.00	0.00	0.00	0.00	0.00	0.00
Aug 16	11:00 AM	15 min	14,274.20	3511.99	0.00	0.00	0.00	0.00	0.00	0.00	0.00	0.00
Aug 16	11:15 AM	15 min	13,821.71	3409.70	0.00	0.00	0.00	0.00	0.00	0.00	0.00	0.00
Aug 16	11:30 AM	15 min	13,455.89	3321.30	0.00	0.00	0.00	0.00	0.00	0.00	0.00	0.00
Aug 16	11:45 AM	15 min	13,114.52	3243.42	0.00	0.00	0.00	0.00	0.00	0.00	0.00	0.00
Aug 16	12:00 PM	15 min	12,832.80	3176.83	0.00	0.00	0.00	0.00	0.00	0.00	0.00	0.00
Aug 16	12:15 PM	15 min	12,581.81	3132.92	0.00	0.00	0.00	0.00	0.00	0.00	0.00	0.00
Aug 16	12:30 PM	15 min	12,481.57	3136.19	0.00	0.00	0.00	0.00	0.00	0.00	0.00	0.00
Aug 16	12:45 PM	15 min	12,607.94	3168.72	0.00	0.00	0.00	0.00	0.00	0.00	0.00	0.00
Aug 16	1:00 PM	15 min	12,741.84	3202.31	0.00	0.00	0.00	0.00	0.00	0.00	0.00	0.00
Aug 16	1:15 PM	15 min	12,876.68	3235.76	0.00	0.00	0.00	0.00	0.00	0.00	0.00	0.00
Aug 16	1:30 PM	15 min	13,009.38	3268.87	0.00	0.00	0.00	0.00	0.00	0.00	0.00	0.00
Aug 16	1:45 PM	15 min	13,141.57	3302.03	0.00	0.00	0.00	0.00	0.00	0.00	0.00	0.00
Aug 16	2:00 PM	15 min	13,274.71	3335.65	0.00	0.00	0.00	0.00	0.00	0.00	0.00	0.00
Aug 16	2:15 PM	15 min	13,410.46	3369.87	0.00	0.00	0.00	0.00	0.00	0.00	0.00	0.00
Aug 16	2:30 PM	15 min	13,548.50	3404.88	0.00	0.00	0.00	0.00	0.00	0.00	0.00	0.00
Aug 16	2:45 PM	15 min	13,690.56	3440.50	0.00	0.00	0.00	0.00	0.00	0.00	0.00	0.00
Aug 16	3:00 PM	15 min	13,833.41	3477.21	0.00	0.00	0.00	0.00	0.00	0.00	0.00	0.00
Aug 16	3:15 PM	15 min	13,984.31	3517.18	0.00	0.00	0.00	0.00	0.00	0.00	0.00	0.00
Aug 16	3:30 PM	15 min	14,153.13	3569.45	0.00	0.00	0.00	0.00	0.00	0.00	0.00	0.00
Aug 16	3:45 PM	15 min	14,402.49	3640.79	0.00	0.00	0.00	0.00	0.00	0.00	0.00	0.00
Aug 16	4:00 PM	15 min	14,723.80	3749.90	0.00	0.00	0.00	0.00	0.00	0.00	0.00	0.00
Aug 16	4:15 PM	15 min	15,275.37	3984.86	0.00	0.00	0.00	0.00	0.00	5.50	0.00	5.50
Aug 16	4:30 PM	15 min	16,603.51	4392.08	0.00	0.00	0.00	0.00	44.00	200.21	44.00	200.21
Aug 16	4:45 PM	15 min	18,533.12	4930.91	0.00	0.00	0.00	0.00	1,557.71	882.47	1,557.71	882.47
Aug 16	5:00 PM	15 min	20,914.18	5739.99	0.00	189.89	0.00	0.00	5,502.09	2306.13	5,502.09	2116.24
Aug 16	5:15 PM	15 min	25,005.75	6818.94	1,519.11	843.09	0.00	0.00	12,946.94	4726.97	11,427.83	3883.88
Aug 16	5:30 PM	15 min	29,545.77	8443.34	5,225.61	1651.76	0.00	0.00	24,868.85	7653.38	19,643.24	6001.62
Aug 16	5:45 PM	15 min	38,000.97	11938.31	7,988.49	1663.96	0.00	228.95	36,358.21	9200.72	28,369.72	7765.71
Aug 16	6:00 PM	15 min	57,505.48	17555.61	5,323.17	899.32	1,831.58	393.94	37,247.52	8633.78	33,755.94	8197.33
Aug 16	6:15 PM	15 min	82,939.38	25304.08	1,871.40	233.92	1,319.96	164.99	31,822.72	5478.85	31,822.72	5478.85
Aug 16	6:30 PM	15 min	119,493.28	32415.13	0.00	0.00	0.00	0.00	12,008.08	1501.01	12,008.08	1501.01
Aug 16	6:45 PM	15 min	139,827.73	34987.03	0.00	0.00	0.00	0.00	0.00	0.00	0.00	0.00
Aug 16	7:00 PM	1 min	140,068.48	2801.37	0.00	0.00	0.00	0.00	0.00	0.00	0.00	0.00
Aug 16	7:01 PM	0 min	140,068.48		0.00		0.00		0.00		0.00	

BLOCK 1 / 160 FOLSOM STREET

Quantitative Shading Calculations for Rincon Park

Analysis Run: 8/28/2015

Technician: AP

EXAMPLE	Existing Shading	EXAMPLE	No new shading from Project / Project Alternative	EXAMPLE	No new shading from Project / Project Alternative + Cumulative
		EXAMPLE	New Shading from Project / Project Alternative	EXAMPLE	New Shading from Project / Project Alternative + Cumulative

Date	Start Time	Duration	Current Park Shading		New Shadow: Project @ 400'		New Shadow: Project @ 300'		New Shadow: Project @ 400' + Cumulative		New Shadow: Project @ 300' + Cumulative	
			Shadow Area (sf)	Shading (sfh)	Shadow Area (sf)	Shading (sfh)	Shadow Area (sf)	Shading (sfh)	Shadow Area (sf)	Shading (sfh)	Shadow Area (sf)	Shading (sfh)
Aug 23	7:32 AM	13 min	40,582.64	1948.22	0.00	0.00	0.00	0.00	0.00	0.00	0.00	0.00
Aug 23	7:45 AM	15 min	37,346.05	8788.78	0.00	0.00	0.00	0.00	0.00	0.00	0.00	0.00
Aug 23	8:00 AM	15 min	32,964.23	7963.82	0.00	0.00	0.00	0.00	0.00	0.00	0.00	0.00
Aug 23	8:15 AM	15 min	30,746.37	7803.62	0.00	0.00	0.00	0.00	0.00	0.00	0.00	0.00
Aug 23	8:30 AM	15 min	31,682.55	8457.39	0.00	0.00	0.00	0.00	0.00	0.00	0.00	0.00
Aug 23	8:45 AM	15 min	35,976.59	8236.62	0.00	0.00	0.00	0.00	0.00	0.00	0.00	0.00
Aug 23	9:00 AM	15 min	29,916.34	6150.92	0.00	0.00	0.00	0.00	0.00	0.00	0.00	0.00
Aug 23	9:15 AM	15 min	19,291.05	4701.62	0.00	0.00	0.00	0.00	0.00	0.00	0.00	0.00
Aug 23	9:30 AM	15 min	18,321.89	4469.59	0.00	0.00	0.00	0.00	0.00	0.00	0.00	0.00
Aug 23	9:45 AM	15 min	17,434.87	4261.04	0.00	0.00	0.00	0.00	0.00	0.00	0.00	0.00
Aug 23	10:00 AM	15 min	16,653.46	4077.65	0.00	0.00	0.00	0.00	0.00	0.00	0.00	0.00
Aug 23	10:15 AM	15 min	15,967.75	3915.42	0.00	0.00	0.00	0.00	0.00	0.00	0.00	0.00
Aug 23	10:30 AM	15 min	15,355.59	3769.78	0.00	0.00	0.00	0.00	0.00	0.00	0.00	0.00
Aug 23	10:45 AM	15 min	14,802.63	3637.39	0.00	0.00	0.00	0.00	0.00	0.00	0.00	0.00
Aug 23	11:00 AM	15 min	14,296.51	3516.86	0.00	0.00	0.00	0.00	0.00	0.00	0.00	0.00
Aug 23	11:15 AM	15 min	13,838.34	3413.15	0.00	0.00	0.00	0.00	0.00	0.00	0.00	0.00
Aug 23	11:30 AM	15 min	13,466.84	3324.69	0.00	0.00	0.00	0.00	0.00	0.00	0.00	0.00
Aug 23	11:45 AM	15 min	13,130.71	3246.50	0.00	0.00	0.00	0.00	0.00	0.00	0.00	0.00
Aug 23	12:00 PM	15 min	12,841.29	3177.68	0.00	0.00	0.00	0.00	0.00	0.00	0.00	0.00
Aug 23	12:15 PM	15 min	12,580.15	3148.63	0.00	0.00	0.00	0.00	0.00	0.00	0.00	0.00
Aug 23	12:30 PM	15 min	12,608.88	3168.95	0.00	0.00	0.00	0.00	0.00	0.00	0.00	0.00
Aug 23	12:45 PM	15 min	12,742.70	3202.99	0.00	0.00	0.00	0.00	0.00	0.00	0.00	0.00
Aug 23	1:00 PM	15 min	12,881.26	3237.62	0.00	0.00	0.00	0.00	0.00	0.00	0.00	0.00
Aug 23	1:15 PM	5 min	13,019.66	3260.65	0.00	0.00	0.00	0.00	0.00	0.00	0.00	0.00
Aug 23	1:20 PM	24 min	13,065.56	3294.95	0.00	0.00	0.00	0.00	0.00	0.00	0.00	0.00
Aug 23	1:45 PM	15 min	13,294.02	3340.67	0.00	0.00	0.00	0.00	0.00	0.00	0.00	0.00
Aug 23	2:00 PM	15 min	13,431.36	3375.36	0.00	0.00	0.00	0.00	0.00	0.00	0.00	0.00
Aug 23	2:15 PM	15 min	13,571.48	3410.98	0.00	0.00	0.00	0.00	0.00	0.00	0.00	0.00
Aug 23	2:30 PM	15 min	13,716.37	3447.41	0.00	0.00	0.00	0.00	0.00	0.00	0.00	0.00
Aug 23	2:45 PM	15 min	13,862.94	3484.24	0.00	0.00	0.00	0.00	0.00	0.00	0.00	0.00
Aug 23	3:00 PM	15 min	14,011.02	3522.71	0.00	0.00	0.00	0.00	0.00	0.00	0.00	0.00
Aug 23	3:15 PM	15 min	14,170.70	3565.17	0.00	0.00	0.00	0.00	0.00	0.00	0.00	0.00
Aug 23	3:30 PM	15 min	14,350.69	3613.79	0.00	0.00	0.00	0.00	0.00	0.00	0.00	0.00
Aug 23	3:45 PM	15 min	14,559.66	3698.04	0.00	0.00	0.00	0.00	0.00	0.00	0.00	0.00
Aug 23	4:00 PM	15 min	15,024.66	3915.48	0.00	0.00	0.00	0.00	0.00	0.00	0.00	0.00
Aug 23	4:15 PM	15 min	16,299.20	4301.92	0.00	0.00	0.00	0.00	0.00	100.21	0.00	100.21
Aug 23	4:30 PM	15 min	18,116.19	4820.03	0.00	0.00	0.00	0.00	801.65	611.20	801.65	611.20
Aug 23	4:45 PM	15 min	20,444.07	5688.34	0.00	219.33	0.00	0.00	4,087.94	1919.72	4,087.94	1700.38
Aug 23	5:00 PM	15 min	25,062.65	7162.63	1,754.67	614.57	0.00	0.00	11,269.80	3910.96	9,515.13	3296.39
Aug 23	5:15 PM	15 min	32,238.39	8943.93	3,161.87	1378.33	0.00	0.00	20,017.90	6521.28	16,856.03	5142.95
Aug 23	5:30 PM	15 min	39,313.05	11691.50	7,864.77	1844.88	0.00	245.63	32,152.32	8453.45	24,287.55	7430.78
Aug 23	5:45 PM	15 min	54,218.98	16932.55	6,894.24	1294.08	1,965.01	626.89	35,475.28	7946.43	35,158.72	7874.03
Aug 23	6:00 PM	15 min	81,241.46	23820.50	3,458.42	693.31	3,050.10	583.20	28,096.19	5293.13	27,833.54	5260.30
Aug 23	6:15 PM	15 min	109,322.54	30776.12	2,088.08	261.01	1,615.51	201.94	14,248.85	1783.12	14,248.85	1783.12
Aug 23	6:30 PM	15 min	136,886.39	34619.36	0.00	0.00	0.00	0.00	16.07	2.01	16.07	2.01
Aug 23	6:45 PM	6 min	140,068.47	35017.12	0.00	0.00	0.00	0.00	0.00	0.00	0.00	0.00
Aug 23	6:51 PM	0 min	140,068.48		0.00		0.00		0.00		0.00	

BLOCK 1 / 160 FOLSOM STREET

Quantitative Shading Calculations for Rincon Park

Analysis Run: 8/28/2015

Technician: AP

EXAMPLE	Existing Shading	EXAMPLE	No new shading from Project / Project Alternative
		EXAMPLE	New Shading from Project / Project Alternative
EXAMPLE	No new shading from Project / Project Alternative + Cumulative		
EXAMPLE	New Shading from Project / Project Alternative + Cumulative		

Date	Start Time	Duration	Current Park Shading		New Shadow: Project @ 400'		New Shadow: Project @ 300'		New Shadow: Project @ 400' + Cumulative		New Shadow: Project @ 300' + Cumulative	
			Shadow Area (sf)	Shading (sfh)	Shadow Area (sf)	Shading (sfh)	Shadow Area (sf)	Shading (sfh)	Shadow Area (sf)	Shading (sfh)	Shadow Area (sf)	Shading (sfh)
Aug 30	7:38 AM	7 min	42,341.27	4887.77	0.00	0.00	0.00	0.00	0.00	0.00	0.00	0.00
Aug 30	7:45 AM	15 min	39,121.50	9429.13	0.00	0.00	0.00	0.00	0.00	0.00	0.00	0.00
Aug 30	8:00 AM	15 min	36,311.55	8660.44	0.00	0.00	0.00	0.00	0.00	0.00	0.00	0.00
Aug 30	8:15 AM	15 min	32,971.98	9260.29	0.00	0.00	0.00	0.00	0.00	0.00	0.00	0.00
Aug 30	8:30 AM	15 min	41,110.37	10476.39	0.00	0.00	0.00	0.00	0.00	0.00	0.00	0.00
Aug 30	8:45 AM	15 min	42,700.75	9194.78	0.00	0.00	0.00	0.00	0.00	0.00	0.00	0.00
Aug 30	9:00 AM	15 min	30,857.49	6305.65	0.00	0.00	0.00	0.00	0.00	0.00	0.00	0.00
Aug 30	9:15 AM	15 min	19,587.71	4764.83	0.00	0.00	0.00	0.00	0.00	0.00	0.00	0.00
Aug 30	9:30 AM	15 min	18,530.94	4514.52	0.00	0.00	0.00	0.00	0.00	0.00	0.00	0.00
Aug 30	9:45 AM	15 min	17,585.19	4293.54	0.00	0.00	0.00	0.00	0.00	0.00	0.00	0.00
Aug 30	10:00 AM	15 min	16,763.09	4101.11	0.00	0.00	0.00	0.00	0.00	0.00	0.00	0.00
Aug 30	10:15 AM	15 min	16,045.80	3931.88	0.00	0.00	0.00	0.00	0.00	0.00	0.00	0.00
Aug 30	10:30 AM	15 min	15,409.21	3780.65	0.00	0.00	0.00	0.00	0.00	0.00	0.00	0.00
Aug 30	10:45 AM	15 min	14,836.00	3643.55	0.00	0.00	0.00	0.00	0.00	0.00	0.00	0.00
Aug 30	11:00 AM	15 min	14,312.43	3520.83	0.00	0.00	0.00	0.00	0.00	0.00	0.00	0.00
Aug 30	11:15 AM	15 min	13,854.22	3416.17	0.00	0.00	0.00	0.00	0.00	0.00	0.00	0.00
Aug 30	11:30 AM	15 min	13,475.14	3329.08	0.00	0.00	0.00	0.00	0.00	0.00	0.00	0.00
Aug 30	11:45 AM	15 min	13,157.52	3252.69	0.00	0.00	0.00	0.00	0.00	0.00	0.00	0.00
Aug 30	12:00 PM	15 min	12,863.99	3189.31	0.00	0.00	0.00	0.00	0.00	0.00	0.00	0.00
Aug 30	12:15 PM	15 min	12,650.49	3176.22	0.00	0.00	0.00	0.00	0.00	0.00	0.00	0.00
Aug 30	12:30 PM	15 min	12,759.29	3206.83	0.00	0.00	0.00	0.00	0.00	0.00	0.00	0.00
Aug 30	12:45 PM	15 min	12,895.33	3241.73	0.00	0.00	0.00	0.00	0.00	0.00	0.00	0.00
Aug 30	1:00 PM	15 min	13,038.48	3277.48	0.00	0.00	0.00	0.00	0.00	0.00	0.00	0.00
Aug 30	1:15 PM	15 min	13,181.37	3313.12	0.00	0.00	0.00	0.00	0.00	0.00	0.00	0.00
Aug 30	1:30 PM	15 min	13,323.55	3348.69	0.00	0.00	0.00	0.00	0.00	0.00	0.00	0.00
Aug 30	1:45 PM	15 min	13,465.97	3384.46	0.00	0.00	0.00	0.00	0.00	0.00	0.00	0.00
Aug 30	2:00 PM	15 min	13,609.72	3420.67	0.00	0.00	0.00	0.00	0.00	0.00	0.00	0.00
Aug 30	2:15 PM	15 min	13,755.61	3457.69	0.00	0.00	0.00	0.00	0.00	0.00	0.00	0.00
Aug 30	2:30 PM	15 min	13,905.92	3495.27	0.00	0.00	0.00	0.00	0.00	0.00	0.00	0.00
Aug 30	2:45 PM	15 min	14,056.25	3533.80	0.00	0.00	0.00	0.00	0.00	0.00	0.00	0.00
Aug 30	3:00 PM	15 min	14,214.16	3574.90	0.00	0.00	0.00	0.00	0.00	0.00	0.00	0.00
Aug 30	3:15 PM	15 min	14,385.04	3620.31	0.00	0.00	0.00	0.00	0.00	0.00	0.00	0.00
Aug 30	3:30 PM	15 min	14,577.46	3679.29	0.00	0.00	0.00	0.00	0.00	0.00	0.00	0.00
Aug 30	3:45 PM	15 min	14,856.87	3858.00	0.00	0.00	0.00	0.00	0.00	0.00	0.00	0.00
Aug 30	4:00 PM	15 min	16,007.14	4217.89	0.00	0.00	0.00	0.00	0.00	41.02	0.00	41.02
Aug 30	4:15 PM	15 min	17,735.96	4722.17	0.00	0.00	0.00	0.00	328.15	414.87	328.15	414.87
Aug 30	4:30 PM	15 min	20,041.36	5576.17	0.00	286.38	0.00	0.00	2,990.83	1659.98	2,990.83	1373.59
Aug 30	4:45 PM	15 min	24,568.01	7077.80	2,291.06	824.81	0.00	0.00	10,288.99	3668.74	7,997.92	2843.93
Aug 30	5:00 PM	15 min	32,054.42	9063.27	4,307.40	1407.86	0.00	0.00	19,060.94	5853.57	14,753.55	4445.71
Aug 30	5:15 PM	15 min	40,451.77	11734.15	6,955.49	1579.72	0.00	165.05	27,767.65	8094.28	20,812.16	6740.65
Aug 30	5:30 PM	15 min	53,421.44	16924.46	5,682.26	995.78	1,320.42	386.54	36,986.60	7857.25	33,113.03	7309.05
Aug 30	5:45 PM	15 min	81,974.21	23973.50	2,283.95	342.03	1,771.92	278.02	25,871.38	4687.61	25,359.35	4623.61
Aug 30	6:00 PM	15 min	109,813.80	29579.87	452.25	127.43	452.25	127.43	11,629.52	2293.81	11,629.52	2293.81
Aug 30	6:15 PM	15 min	126,825.19	33337.61	567.17	70.90	567.17	70.90	6,720.99	840.12	6,720.99	840.12
Aug 30	6:30 PM	11 min	139,875.65	26594.69	0.00	0.00	0.00	0.00	0.00	0.00	0.00	0.00
Aug 30	6:41 PM	0 min	140,068.48		0.00		0.00		0.00		0.00	

BLOCK 1 / 160 FOLSOM STREET

Quantitative Shading Calculations for Rincon Park

EXAMPLE	Existing Shading	EXAMPLE	No new shading from Project / Project Alternative
		EXAMPLE	New Shading from Project / Project Alternative
EXAMPLE	No new shading from Project / Project Alternative + Cumulative		
EXAMPLE	New Shading from Project / Project Alternative + Cumulative		

Analysis Run: 8/28/2015

Technician: AP

Date	Start Time	Duration	Current Park Shading		New Shadow: Project @ 400'		New Shadow: Project @ 300'		New Shadow: Project @ 400' + Cumulative		New Shadow: Project @ 300' + Cumulative	
			Shadow Area (sf)	Shading (sfh)	Shadow Area (sf)	Shading (sfh)	Shadow Area (sf)	Shading (sfh)	Shadow Area (sf)	Shading (sfh)	Shadow Area (sf)	Shading (sfh)
Sep 6	7:44 AM	1 min	44,080.25	875.17	0.00	0.00	0.00	0.00	0.00	0.00	0.00	0.00
Sep 6	7:45 AM	15 min	43,437.02	10799.18	0.00	0.00	0.00	0.00	0.00	0.00	0.00	0.00
Sep 6	8:00 AM	15 min	42,956.41	10834.22	0.00	0.00	0.00	0.00	0.00	0.00	0.00	0.00
Sep 6	8:15 AM	15 min	43,717.36	11458.05	0.00	0.00	0.00	0.00	0.00	0.00	0.00	0.00
Sep 6	8:30 AM	15 min	47,947.04	11583.41	0.00	0.00	0.00	0.00	0.00	0.00	0.00	0.00
Sep 6	8:45 AM	15 min	44,720.25	9420.53	0.00	0.00	0.00	0.00	0.00	0.00	0.00	0.00
Sep 6	9:00 AM	15 min	30,643.97	6382.73	0.00	0.00	0.00	0.00	0.00	0.00	0.00	0.00
Sep 6	9:15 AM	15 min	20,417.87	4896.27	0.00	0.00	0.00	0.00	0.00	0.00	0.00	0.00
Sep 6	9:30 AM	15 min	18,752.27	4561.70	0.00	0.00	0.00	0.00	0.00	0.00	0.00	0.00
Sep 6	9:45 AM	15 min	17,741.32	4326.95	0.00	0.00	0.00	0.00	0.00	0.00	0.00	0.00
Sep 6	10:00 AM	15 min	16,874.26	4124.66	0.00	0.00	0.00	0.00	0.00	0.00	0.00	0.00
Sep 6	10:15 AM	15 min	16,123.02	3947.88	0.00	0.00	0.00	0.00	0.00	0.00	0.00	0.00
Sep 6	10:30 AM	15 min	15,460.03	3790.69	0.00	0.00	0.00	0.00	0.00	0.00	0.00	0.00
Sep 6	10:45 AM	15 min	14,865.49	3648.59	0.00	0.00	0.00	0.00	0.00	0.00	0.00	0.00
Sep 6	11:00 AM	15 min	14,323.21	3523.91	0.00	0.00	0.00	0.00	0.00	0.00	0.00	0.00
Sep 6	11:15 AM	15 min	13,868.10	3421.56	0.00	0.00	0.00	0.00	0.00	0.00	0.00	0.00
Sep 6	11:30 AM	15 min	13,504.37	3336.16	0.00	0.00	0.00	0.00	0.00	0.00	0.00	0.00
Sep 6	11:45 AM	15 min	13,184.93	3259.65	0.00	0.00	0.00	0.00	0.00	0.00	0.00	0.00
Sep 6	12:00 PM	15 min	12,892.25	3215.98	0.00	0.00	0.00	0.00	0.00	0.00	0.00	0.00
Sep 6	12:15 PM	15 min	12,835.56	3223.45	0.00	0.00	0.00	0.00	0.00	0.00	0.00	0.00
Sep 6	12:30 PM	15 min	12,952.07	3253.51	0.00	0.00	0.00	0.00	0.00	0.00	0.00	0.00
Sep 6	12:45 PM	15 min	13,076.00	3286.18	0.00	0.00	0.00	0.00	0.00	0.00	0.00	0.00
Sep 6	1:00 PM	15 min	13,213.46	3321.82	0.00	0.00	0.00	0.00	0.00	0.00	0.00	0.00
Sep 6	1:15 PM	15 min	13,361.12	3358.76	0.00	0.00	0.00	0.00	0.00	0.00	0.00	0.00
Sep 6	1:30 PM	15 min	13,508.94	3395.85	0.00	0.00	0.00	0.00	0.00	0.00	0.00	0.00
Sep 6	1:45 PM	15 min	13,657.87	3433.34	0.00	0.00	0.00	0.00	0.00	0.00	0.00	0.00
Sep 6	2:00 PM	15 min	13,808.84	3471.50	0.00	0.00	0.00	0.00	0.00	0.00	0.00	0.00
Sep 6	2:15 PM	15 min	13,963.14	3509.78	0.00	0.00	0.00	0.00	0.00	0.00	0.00	0.00
Sep 6	2:30 PM	15 min	14,115.14	3548.55	0.00	0.00	0.00	0.00	0.00	0.00	0.00	0.00
Sep 6	2:45 PM	15 min	14,273.30	3589.75	0.00	0.00	0.00	0.00	0.00	0.00	0.00	0.00
Sep 6	3:00 PM	15 min	14,444.71	3634.37	0.00	0.00	0.00	0.00	0.00	0.00	0.00	0.00
Sep 6	3:15 PM	15 min	14,630.25	3684.73	0.00	0.00	0.00	0.00	0.00	0.00	0.00	0.00
Sep 6	3:30 PM	15 min	14,847.59	3837.19	0.00	0.00	0.00	0.00	0.00	0.00	0.00	0.00
Sep 6	3:45 PM	15 min	15,849.97	4153.18	0.00	0.00	0.00	0.00	0.00	11.14	0.00	11.14
Sep 6	4:00 PM	15 min	17,375.49	4673.19	0.00	0.00	0.00	0.00	89.10	277.67	89.10	277.67
Sep 6	4:15 PM	15 min	20,010.05	5624.15	0.00	389.77	0.00	0.00	2,132.26	1509.65	2,132.26	1119.88
Sep 6	4:30 PM	15 min	24,983.13	6955.68	3,118.15	943.32	0.00	0.00	9,944.95	3438.81	6,826.80	2495.49
Sep 6	4:45 PM	15 min	30,662.34	8794.55	4,428.39	1752.60	0.00	0.00	17,565.53	5619.12	13,137.14	3866.52
Sep 6	5:00 PM	15 min	39,694.06	11440.57	9,592.40	2130.82	0.00	332.39	27,387.42	7404.44	17,795.01	5606.01
Sep 6	5:15 PM	15 min	51,830.49	15992.06	7,454.13	1380.10	2,659.09	497.12	31,848.09	8288.15	27,053.06	7405.17
Sep 6	5:30 PM	15 min	76,105.99	23155.24	3,586.66	452.73	1,317.90	169.13	34,457.08	6569.43	32,188.31	6285.83
Sep 6	5:45 PM	15 min	109,135.91	29316.96	35.17	4.40	35.17	4.40	18,098.35	3064.92	18,098.35	3064.92
Sep 6	6:00 PM	15 min	125,399.77	32966.67	0.00	0.00	0.00	0.00	6,420.99	802.62	6,420.99	802.62
Sep 6	6:15 PM	15 min	138,333.58	34800.26	0.00	0.00	0.00	0.00	0.00	0.00	0.00	0.00
Sep 6	6:30 PM	1 min	140,068.48	2801.37	0.00	0.00	0.00	0.00	0.00	0.00	0.00	0.00
Sep 6	6:31 PM	0 min	140,068.48		0.00		0.00		0.00		0.00	

BLOCK 1 / 160 FOLSOM STREET

Quantitative Shading Calculations for Rincon Park

Analysis Run: 8/28/2015

Technician: AP

EXAMPLE	Existing Shading	EXAMPLE	No new shading from Project / Project Alternative
		EXAMPLE	New Shading from Project / Project Alternative
EXAMPLE	No new shading from Project / Project Alternative + Cumulative		
EXAMPLE	New Shading from Project / Project Alternative + Cumulative		

Date	Start Time	Duration	Current Park Shading		New Shadow: Project @ 400'		New Shadow: Project @ 300'		New Shadow: Project @ 400' + Cumulative		New Shadow: Project @ 300' + Cumulative	
			Shadow Area (sf)	Shading (sfh)	Shadow Area (sf)	Shading (sfh)	Shadow Area (sf)	Shading (sfh)	Shadow Area (sf)	Shading (sfh)	Shadow Area (sf)	Shading (sfh)
Sep 13	7:50 AM	10 min	50,335.09	9041.74	0.00	0.00	0.00	0.00	0.00	0.00	0.00	0.00
Sep 13	8:00 AM	15 min	56,038.29	13901.44	0.00	0.00	0.00	0.00	0.00	0.00	0.00	0.00
Sep 13	8:15 AM	15 min	55,173.22	12899.39	0.00	0.00	0.00	0.00	0.00	0.00	0.00	0.00
Sep 13	8:30 AM	15 min	48,021.90	11788.36	0.00	0.00	0.00	0.00	0.00	0.00	0.00	0.00
Sep 13	8:45 AM	15 min	46,285.00	9475.93	0.00	0.00	0.00	0.00	0.00	0.00	0.00	0.00
Sep 13	9:00 AM	15 min	29,522.47	6401.76	0.00	0.00	0.00	0.00	0.00	0.00	0.00	0.00
Sep 13	9:15 AM	15 min	21,691.57	5085.14	0.00	0.00	0.00	0.00	0.00	0.00	0.00	0.00
Sep 13	9:30 AM	15 min	18,989.52	4612.06	0.00	0.00	0.00	0.00	0.00	0.00	0.00	0.00
Sep 13	9:45 AM	15 min	17,906.96	4362.28	0.00	0.00	0.00	0.00	0.00	0.00	0.00	0.00
Sep 13	10:00 AM	15 min	16,991.29	4149.38	0.00	0.00	0.00	0.00	0.00	0.00	0.00	0.00
Sep 13	10:15 AM	15 min	16,203.73	3964.32	0.00	0.00	0.00	0.00	0.00	0.00	0.00	0.00
Sep 13	10:30 AM	15 min	15,510.83	3800.64	0.00	0.00	0.00	0.00	0.00	0.00	0.00	0.00
Sep 13	10:45 AM	15 min	14,894.30	3653.16	0.00	0.00	0.00	0.00	0.00	0.00	0.00	0.00
Sep 13	11:00 AM	15 min	14,330.96	3527.73	0.00	0.00	0.00	0.00	0.00	0.00	0.00	0.00
Sep 13	11:15 AM	15 min	13,890.87	3428.84	0.00	0.00	0.00	0.00	0.00	0.00	0.00	0.00
Sep 13	11:30 AM	15 min	13,539.83	3344.54	0.00	0.00	0.00	0.00	0.00	0.00	0.00	0.00
Sep 13	11:45 AM	15 min	13,216.50	3269.17	0.00	0.00	0.00	0.00	0.00	0.00	0.00	0.00
Sep 13	12:00 PM	15 min	12,936.85	3247.15	0.00	0.00	0.00	0.00	0.00	0.00	0.00	0.00
Sep 13	12:15 PM	15 min	13,040.31	3275.84	0.00	0.00	0.00	0.00	0.00	0.00	0.00	0.00
Sep 13	12:30 PM	15 min	13,166.39	3307.75	0.00	0.00	0.00	0.00	0.00	0.00	0.00	0.00
Sep 13	12:45 PM	15 min	13,295.64	3340.21	0.00	0.00	0.00	0.00	0.00	0.00	0.00	0.00
Sep 13	1:00 PM	15 min	13,426.07	3373.27	0.00	0.00	0.00	0.00	0.00	0.00	0.00	0.00
Sep 13	1:15 PM	15 min	13,560.13	3409.21	0.00	0.00	0.00	0.00	0.00	0.00	0.00	0.00
Sep 13	1:30 PM	15 min	13,713.56	3447.92	0.00	0.00	0.00	0.00	0.00	0.00	0.00	0.00
Sep 13	1:45 PM	15 min	13,869.76	3487.38	0.00	0.00	0.00	0.00	0.00	0.00	0.00	0.00
Sep 13	2:00 PM	15 min	14,029.29	3527.21	0.00	0.00	0.00	0.00	0.00	0.00	0.00	0.00
Sep 13	2:15 PM	15 min	14,188.39	3567.15	0.00	0.00	0.00	0.00	0.00	0.00	0.00	0.00
Sep 13	2:30 PM	15 min	14,348.82	3608.46	0.00	0.00	0.00	0.00	0.00	0.00	0.00	0.00
Sep 13	2:45 PM	15 min	14,518.83	3652.81	0.00	0.00	0.00	0.00	0.00	0.00	0.00	0.00
Sep 13	3:00 PM	15 min	14,703.66	3701.43	0.00	0.00	0.00	0.00	0.00	0.00	0.00	0.00
Sep 13	3:15 PM	15 min	14,907.80	3838.72	0.00	0.00	0.00	0.00	0.00	0.00	0.00	0.00
Sep 13	3:30 PM	15 min	15,801.98	4129.38	0.00	0.00	0.00	0.00	0.00	0.86	0.00	0.86
Sep 13	3:45 PM	15 min	17,233.06	4722.47	0.00	10.39	0.00	0.00	6.88	202.63	6.87	192.24
Sep 13	4:00 PM	15 min	20,546.69	6069.09	83.08	530.11	0.00	0.00	1,614.13	1462.03	1,531.04	931.92
Sep 13	4:15 PM	15 min	28,006.00	7619.23	4,157.81	1185.38	0.00	0.00	10,082.11	3400.99	5,924.31	2215.61
Sep 13	4:30 PM	15 min	32,947.85	8979.73	5,325.26	1838.13	0.00	10.58	17,125.80	5197.38	11,800.53	3369.83
Sep 13	4:45 PM	15 min	38,889.96	11201.18	9,379.81	2603.20	84.64	383.98	24,453.28	8819.42	15,158.10	6600.21
Sep 13	5:00 PM	15 min	50,719.49	15177.49	11,445.78	2208.20	2,987.23	842.54	46,102.10	11452.63	37,643.55	10086.97
Sep 13	5:15 PM	15 min	70,700.43	21635.48	6,219.83	1197.63	3,753.10	849.29	45,518.92	9631.76	43,052.19	9323.41
Sep 13	5:30 PM	15 min	102,383.45	29102.72	3,361.22	522.67	3,041.22	441.53	31,535.13	5127.13	31,535.13	5127.13
Sep 13	5:45 PM	15 min	130,438.31	33774.06	820.11	102.51	491.00	61.38	9,481.88	1224.52	9,481.88	1224.52
Sep 13	6:00 PM	15 min	139,754.21	34977.84	0.00	0.00	0.00	0.00	314.27	39.28	314.27	39.28
Sep 13	6:15 PM	5 min	140,068.48	12606.16	0.00	0.00	0.00	0.00	0.00	0.00	0.00	0.00
Sep 13	6:20 PM	0 min	140,068.48		0.00		0.00		0.00		0.00	

BLOCK 1 / 160 FOLSOM STREET

Quantitative Shading Calculations for Rincon Park

Analysis Run: 8/28/2015

Technician: AP

EXAMPLE	Existing Shading
EXAMPLE	No new shading from Project / Project Alternative
EXAMPLE	New Shading from Project / Project Alternative
EXAMPLE	No new shading from Project / Project Alternative + Cumulative
EXAMPLE	New Shading from Project / Project Alternative + Cumulative

Date	Start Time	Duration	Current Park Shading		New Shadow: Project @ 400'		New Shadow: Project @ 300'		New Shadow: Project @ 400' + Cumulative		New Shadow: Project @ 300' + Cumulative	
			Shadow Area (sf)	Shading (sfh)	Shadow Area (sf)	Shading (sfh)	Shadow Area (sf)	Shading (sfh)	Shadow Area (sf)	Shading (sfh)	Shadow Area (sf)	Shading (sfh)
Sep 20	7:56 AM	5 min	61,546.00	5048.39	0.00	0.00	0.00	0.00	0.00	0.00	0.00	0.00
Sep 20	8:00 AM	15 min	64,663.72	15435.80	0.00	0.00	0.00	0.00	0.00	0.00	0.00	0.00
Sep 20	8:15 AM	15 min	58,822.70	13345.09	0.00	0.00	0.00	0.00	0.00	0.00	0.00	0.00
Sep 20	8:30 AM	15 min	47,938.01	11788.41	0.00	0.00	0.00	0.00	0.00	0.00	0.00	0.00
Sep 20	8:45 AM	15 min	46,369.27	9382.25	0.00	0.00	0.00	0.00	0.00	0.00	0.00	0.00
Sep 20	9:00 AM	15 min	28,688.76	6502.99	0.00	0.00	0.00	0.00	0.00	0.00	0.00	0.00
Sep 20	9:15 AM	15 min	23,335.17	5323.16	0.00	0.00	0.00	0.00	0.00	0.00	0.00	0.00
Sep 20	9:30 AM	15 min	19,250.11	4667.37	0.00	0.00	0.00	0.00	0.00	0.00	0.00	0.00
Sep 20	9:45 AM	15 min	18,088.88	4401.06	0.00	0.00	0.00	0.00	0.00	0.00	0.00	0.00
Sep 20	10:00 AM	15 min	17,119.57	4176.41	0.00	0.00	0.00	0.00	0.00	0.00	0.00	0.00
Sep 20	10:15 AM	15 min	16,291.71	3982.19	0.00	0.00	0.00	0.00	0.00	0.00	0.00	0.00
Sep 20	10:30 AM	15 min	15,565.82	3811.35	0.00	0.00	0.00	0.00	0.00	0.00	0.00	0.00
Sep 20	10:45 AM	15 min	14,924.96	3658.46	0.00	0.00	0.00	0.00	0.00	0.00	0.00	0.00
Sep 20	11:00 AM	15 min	14,342.71	3535.27	0.00	0.00	0.00	0.00	0.00	0.00	0.00	0.00
Sep 20	11:15 AM	15 min	13,939.48	3440.02	0.00	0.00	0.00	0.00	0.00	0.00	0.00	0.00
Sep 20	11:30 AM	15 min	13,580.69	3354.72	0.00	0.00	0.00	0.00	0.00	0.00	0.00	0.00
Sep 20	11:45 AM	15 min	13,257.04	3300.72	0.00	0.00	0.00	0.00	0.00	0.00	0.00	0.00
Sep 20	12:00 PM	15 min	13,148.76	3302.20	0.00	0.00	0.00	0.00	0.00	0.00	0.00	0.00
Sep 20	12:15 PM	15 min	13,268.84	3333.53	0.00	0.00	0.00	0.00	0.00	0.00	0.00	0.00
Sep 20	12:30 PM	15 min	13,399.41	3366.70	0.00	0.00	0.00	0.00	0.00	0.00	0.00	0.00
Sep 20	12:45 PM	15 min	13,534.15	3400.29	0.00	0.00	0.00	0.00	0.00	0.00	0.00	0.00
Sep 20	1:00 PM	15 min	13,668.15	3434.09	0.00	0.00	0.00	0.00	0.00	0.00	0.00	0.00
Sep 20	1:15 PM	15 min	13,804.55	3468.61	0.00	0.00	0.00	0.00	0.00	0.00	0.00	0.00
Sep 20	1:30 PM	15 min	13,944.33	3505.76	0.00	0.00	0.00	0.00	0.00	0.00	0.00	0.00
Sep 20	1:45 PM	15 min	14,101.74	3546.28	0.00	0.00	0.00	0.00	0.00	0.00	0.00	0.00
Sep 20	2:00 PM	15 min	14,268.46	3587.78	0.00	0.00	0.00	0.00	0.00	0.00	0.00	0.00
Sep 20	2:15 PM	15 min	14,433.80	3630.23	0.00	0.00	0.00	0.00	0.00	0.00	0.00	0.00
Sep 20	2:30 PM	15 min	14,608.04	3675.39	0.00	0.00	0.00	0.00	0.00	0.00	0.00	0.00
Sep 20	2:45 PM	15 min	14,795.06	3724.00	0.00	0.00	0.00	0.00	0.00	0.00	0.00	0.00
Sep 20	3:00 PM	15 min	14,996.93	3846.11	0.00	0.00	0.00	0.00	0.00	0.00	0.00	0.00
Sep 20	3:15 PM	15 min	15,771.93	4114.87	0.00	0.00	0.00	0.00	0.00	0.00	0.00	0.00
Sep 20	3:30 PM	15 min	17,147.07	4746.96	0.00	56.70	0.00	0.00	0.00	201.23	0.00	144.53
Sep 20	3:45 PM	15 min	20,828.59	6197.08	453.58	640.83	0.00	0.00	1,609.83	1443.29	1,156.25	802.46
Sep 20	4:00 PM	15 min	28,748.01	8234.59	4,673.02	1694.46	0.00	0.00	9,936.49	3612.76	5,263.47	1918.30
Sep 20	4:15 PM	15 min	37,128.73	9915.34	8,882.67	2543.51	0.00	84.75	18,965.61	5387.66	10,082.94	2928.90
Sep 20	4:30 PM	15 min	42,194.02	11704.25	11,465.44	3196.10	678.03	477.11	24,135.64	6967.13	13,348.23	4248.14
Sep 20	4:45 PM	15 min	51,439.95	15457.58	14,103.34	3118.63	3,138.83	951.08	31,601.39	9581.15	20,636.88	7413.61
Sep 20	5:00 PM	15 min	72,220.69	21071.55	10,845.69	2206.61	4,469.83	1334.21	45,047.85	10311.97	38,671.99	9439.58
Sep 20	5:15 PM	15 min	96,351.71	25938.45	6,807.19	1326.65	6,203.87	1212.70	37,447.94	7953.41	36,844.62	7878.00
Sep 20	5:30 PM	15 min	111,155.93	31063.70	3,805.97	592.76	3,497.72	524.20	26,179.35	3577.05	26,179.35	3577.05
Sep 20	5:45 PM	15 min	137,353.67	34677.77	936.07	117.01	695.90	86.99	2,437.08	304.64	2,437.08	304.64
Sep 20	6:00 PM	9 min	140,068.48	21010.27	0.00	0.00	0.00	0.00	0.00	0.00	0.00	0.00
Sep 20	6:09 PM	0 min	140,068.48		0.00		0.00		0.00		0.00	

BLOCK 1 / 160 FOLSOM STREET

Quantitative Shading Calculations for Rincon Park

Analysis Run: 8/28/2015

Technician: AP

EXAMPLE	Existing Shading	EXAMPLE	No new shading from Project / Project Alternative
		EXAMPLE	New Shading from Project / Project Alternative
EXAMPLE	No new shading from Project / Project Alternative + Cumulative		
EXAMPLE	New Shading from Project / Project Alternative + Cumulative		

Date	Start Time	Duration	Current Park Shading		New Shadow: Project @ 400'		New Shadow: Project @ 300'		New Shadow: Project @ 400' + Cumulative		New Shadow: Project @ 300' + Cumulative	
			Shadow Area (sf)	Shading (sfh)	Shadow Area (sf)	Shading (sfh)	Shadow Area (sf)	Shading (sfh)	Shadow Area (sf)	Shading (sfh)	Shadow Area (sf)	Shading (sfh)
Sep 27	8:02 AM	13 min	66,627.40	14215.98	0.00	0.00	0.00	0.00	0.00	0.00	0.00	0.00
Sep 27	8:15 AM	15 min	62,608.76	14188.88	0.00	0.00	0.00	0.00	0.00	0.00	0.00	0.00
Sep 27	8:30 AM	15 min	50,902.24	11702.31	0.00	0.00	0.00	0.00	0.00	0.00	0.00	0.00
Sep 27	8:45 AM	15 min	42,716.27	8870.62	0.00	0.00	0.00	0.00	0.00	0.00	0.00	0.00
Sep 27	9:00 AM	15 min	28,248.70	6648.20	0.00	0.00	0.00	0.00	0.00	0.00	0.00	0.00
Sep 27	9:15 AM	15 min	24,936.89	5612.08	0.00	0.00	0.00	0.00	0.00	0.00	0.00	0.00
Sep 27	9:30 AM	15 min	19,959.77	4781.94	0.00	0.00	0.00	0.00	0.00	0.00	0.00	0.00
Sep 27	9:45 AM	15 min	18,295.77	4445.25	0.00	0.00	0.00	0.00	0.00	0.00	0.00	0.00
Sep 27	10:00 AM	15 min	17,266.23	4207.33	0.00	0.00	0.00	0.00	0.00	0.00	0.00	0.00
Sep 27	10:15 AM	15 min	16,392.42	4003.00	0.00	0.00	0.00	0.00	0.00	0.00	0.00	0.00
Sep 27	10:30 AM	15 min	15,631.59	3824.21	0.00	0.00	0.00	0.00	0.00	0.00	0.00	0.00
Sep 27	10:45 AM	15 min	14,962.12	3669.92	0.00	0.00	0.00	0.00	0.00	0.00	0.00	0.00
Sep 27	11:00 AM	15 min	14,397.25	3549.18	0.00	0.00	0.00	0.00	0.00	0.00	0.00	0.00
Sep 27	11:15 AM	15 min	13,996.18	3453.43	0.00	0.00	0.00	0.00	0.00	0.00	0.00	0.00
Sep 27	11:30 AM	15 min	13,631.27	3368.80	0.00	0.00	0.00	0.00	0.00	0.00	0.00	0.00
Sep 27	11:45 AM	15 min	13,319.12	3338.08	0.00	0.00	0.00	0.00	0.00	0.00	0.00	0.00
Sep 27	12:00 PM	15 min	13,385.55	3362.55	0.00	0.00	0.00	0.00	0.00	0.00	0.00	0.00
Sep 27	12:15 PM	15 min	13,514.84	3395.79	0.00	0.00	0.00	0.00	0.00	0.00	0.00	0.00
Sep 27	12:30 PM	15 min	13,651.46	3430.11	0.00	0.00	0.00	0.00	0.00	0.00	0.00	0.00
Sep 27	12:45 PM	15 min	13,789.41	3464.75	0.00	0.00	0.00	0.00	0.00	0.00	0.00	0.00
Sep 27	1:00 PM	15 min	13,928.60	3499.89	0.00	0.00	0.00	0.00	0.00	0.00	0.00	0.00
Sep 27	1:15 PM	15 min	14,070.51	3535.94	0.00	0.00	0.00	0.00	0.00	0.00	0.00	0.00
Sep 27	1:30 PM	15 min	14,217.01	3573.31	0.00	0.00	0.00	0.00	0.00	0.00	0.00	0.00
Sep 27	1:45 PM	15 min	14,369.45	3611.69	0.00	0.00	0.00	0.00	0.00	0.00	0.00	0.00
Sep 27	2:00 PM	15 min	14,524.05	3653.31	0.00	0.00	0.00	0.00	0.00	0.00	0.00	0.00
Sep 27	2:15 PM	15 min	14,702.40	3699.58	0.00	0.00	0.00	0.00	0.00	0.00	0.00	0.00
Sep 27	2:30 PM	15 min	14,894.25	3749.45	0.00	0.00	0.00	0.00	0.00	0.00	0.00	0.00
Sep 27	2:45 PM	15 min	15,101.36	3857.80	0.00	0.00	0.00	0.00	0.00	0.00	0.00	0.00
Sep 27	3:00 PM	15 min	15,761.07	4103.38	0.00	0.00	0.00	0.00	0.00	0.00	0.00	0.00
Sep 27	3:15 PM	15 min	17,065.93	4733.80	0.00	73.57	0.00	0.00	0.00	182.80	0.00	109.23
Sep 27	3:30 PM	15 min	20,804.45	5836.00	588.56	647.16	0.00	0.00	1,462.42	1329.42	873.86	682.26
Sep 27	3:45 PM	15 min	25,883.57	7840.69	4,588.75	1877.64	0.00	0.00	9,172.96	3521.56	4,584.21	1643.92
Sep 27	4:00 PM	15 min	36,841.92	10247.58	10,432.38	3379.99	0.00	152.32	18,999.56	5768.18	8,567.18	2540.51
Sep 27	4:15 PM	15 min	45,138.75	12486.43	16,607.56	4407.33	1,218.57	723.82	27,145.88	7718.26	11,756.89	4034.75
Sep 27	4:30 PM	15 min	54,752.69	16050.90	18,651.07	4086.33	4,571.99	1065.68	34,600.18	8224.96	20,521.10	5204.31
Sep 27	4:45 PM	15 min	73,654.52	21582.75	14,039.54	2975.93	3,953.44	1544.18	31,199.48	8822.21	21,113.38	7390.46
Sep 27	5:00 PM	15 min	99,007.48	26350.67	9,767.91	2055.73	8,400.02	1829.77	39,578.20	8226.34	38,010.33	8000.38
Sep 27	5:15 PM	15 min	111,797.85	29686.42	6,677.92	1164.83	6,238.09	1085.59	26,432.53	4957.14	25,992.69	4877.90
Sep 27	5:30 PM	15 min	125,693.53	33220.25	2,640.70	330.09	2,446.65	305.83	13,224.59	1653.07	13,030.51	1628.81
Sep 27	5:45 PM	13 min	140,068.48	30815.06	0.00	0.00	0.00	0.00	0.00	0.00	0.00	0.00
Sep 27	5:58 PM	0 min	140,068.48		0.00		0.00		0.00		0.00	

BLOCK 1 / 160 FOLSOM STREET

Quantitative Shading Calculations for Rincon Park

Analysis Run: 8/28/2015

Technician: AP

EXAMPLE	Existing Shading
EXAMPLE	No new shading from Project / Project Alternative
EXAMPLE	New Shading from Project / Project Alternative
EXAMPLE	No new shading from Project / Project Alternative + Cumulative
EXAMPLE	New Shading from Project / Project Alternative + Cumulative

Date	Start Time	Duration	Current Park Shading		New Shadow: Project @ 400'		New Shadow: Project @ 300'		New Shadow: Project @ 400' + Cumulative		New Shadow: Project @ 300' + Cumulative	
			Shadow Area (sf)	Shading (sfh)	Shadow Area (sf)	Shading (sfh)	Shadow Area (sf)	Shading (sfh)	Shadow Area (sf)	Shading (sfh)	Shadow Area (sf)	Shading (sfh)
Oct 4	8:08 AM	7 min	69,474.87	8038.70	0.00	0.00	0.00	0.00	0.00	0.00	0.00	0.00
Oct 4	8:15 AM	15 min	64,503.53	14526.21	0.00	0.00	0.00	0.00	0.00	0.00	0.00	0.00
Oct 4	8:30 AM	15 min	51,706.18	11345.42	0.00	0.00	0.00	0.00	0.00	0.00	0.00	0.00
Oct 4	8:45 AM	15 min	39,057.17	8535.02	0.00	0.00	0.00	0.00	0.00	0.00	0.00	0.00
Oct 4	9:00 AM	15 min	29,222.96	6878.57	0.00	0.00	0.00	0.00	0.00	0.00	0.00	0.00
Oct 4	9:15 AM	15 min	25,805.57	5857.36	0.00	0.00	0.00	0.00	0.00	0.00	0.00	0.00
Oct 4	9:30 AM	15 min	21,053.27	4953.33	0.00	0.00	0.00	0.00	0.00	0.00	0.00	0.00
Oct 4	9:45 AM	15 min	18,573.41	4502.23	0.00	0.00	0.00	0.00	0.00	0.00	0.00	0.00
Oct 4	10:00 AM	15 min	17,444.40	4244.68	0.00	0.00	0.00	0.00	0.00	0.00	0.00	0.00
Oct 4	10:15 AM	15 min	16,513.06	4028.26	0.00	0.00	0.00	0.00	0.00	0.00	0.00	0.00
Oct 4	10:30 AM	15 min	15,713.02	3841.25	0.00	0.00	0.00	0.00	0.00	0.00	0.00	0.00
Oct 4	10:45 AM	15 min	15,016.98	3686.78	0.00	0.00	0.00	0.00	0.00	0.00	0.00	0.00
Oct 4	11:00 AM	15 min	14,477.28	3567.81	0.00	0.00	0.00	0.00	0.00	0.00	0.00	0.00
Oct 4	11:15 AM	15 min	14,065.18	3470.33	0.00	0.00	0.00	0.00	0.00	0.00	0.00	0.00
Oct 4	11:30 AM	15 min	13,697.47	3403.51	0.00	0.00	0.00	0.00	0.00	0.00	0.00	0.00
Oct 4	11:45 AM	15 min	13,530.60	3397.08	0.00	0.00	0.00	0.00	0.00	0.00	0.00	0.00
Oct 4	12:00 PM	15 min	13,646.05	3428.23	0.00	0.00	0.00	0.00	0.00	0.00	0.00	0.00
Oct 4	12:15 PM	15 min	13,779.82	3462.56	0.00	0.00	0.00	0.00	0.00	0.00	0.00	0.00
Oct 4	12:30 PM	15 min	13,920.67	3497.87	0.00	0.00	0.00	0.00	0.00	0.00	0.00	0.00
Oct 4	12:45 PM	15 min	14,062.28	3533.54	0.00	0.00	0.00	0.00	0.00	0.00	0.00	0.00
Oct 4	1:00 PM	15 min	14,206.07	3570.11	0.00	0.00	0.00	0.00	0.00	0.00	0.00	0.00
Oct 4	1:15 PM	15 min	14,354.82	3608.07	0.00	0.00	0.00	0.00	0.00	0.00	0.00	0.00
Oct 4	1:30 PM	15 min	14,509.71	3646.94	0.00	0.00	0.00	0.00	0.00	0.00	0.00	0.00
Oct 4	1:45 PM	15 min	14,665.80	3686.39	0.00	0.00	0.00	0.00	0.00	0.00	0.00	0.00
Oct 4	2:00 PM	15 min	14,825.32	3728.19	0.00	0.00	0.00	0.00	0.00	0.00	0.00	0.00
Oct 4	2:15 PM	15 min	15,000.23	3776.04	0.00	0.00	0.00	0.00	0.00	0.00	0.00	0.00
Oct 4	2:30 PM	15 min	15,208.11	3865.90	0.00	0.00	0.00	0.00	0.00	0.00	0.00	0.00
Oct 4	2:45 PM	15 min	15,719.07	4097.96	0.00	0.00	0.00	0.00	0.00	0.00	0.00	0.00
Oct 4	3:00 PM	15 min	17,064.59	4808.90	0.00	54.12	0.00	0.00	0.00	134.80	0.00	80.68
Oct 4	3:15 PM	15 min	21,406.59	5880.59	432.97	564.13	0.00	0.00	1,078.38	1067.89	645.42	503.76
Oct 4	3:30 PM	15 min	25,638.17	7363.52	4,080.10	1711.54	0.00	0.00	7,464.74	2954.21	3,384.64	1242.67
Oct 4	3:45 PM	15 min	33,270.00	9548.95	9,612.21	3355.75	0.00	163.56	16,168.94	5262.12	6,556.73	2069.93
Oct 4	4:00 PM	15 min	43,121.60	12247.79	17,233.78	4857.10	1,308.44	856.52	25,928.05	7291.54	10,002.72	3290.96
Oct 4	4:15 PM	15 min	54,860.69	15886.38	21,623.00	5015.17	5,543.70	1819.45	32,404.28	7882.23	16,324.98	4686.51
Oct 4	4:30 PM	15 min	72,230.32	20898.19	18,498.34	4081.56	9,011.90	2665.20	30,653.57	8637.97	21,167.13	7221.60
Oct 4	4:45 PM	15 min	94,955.22	25623.20	14,154.17	2873.16	12,309.73	2642.61	38,450.15	8561.03	36,605.71	8330.48
Oct 4	5:00 PM	15 min	110,030.35	29225.48	8,831.13	1677.08	8,831.12	1669.19	30,038.13	5779.91	30,038.12	5772.02
Oct 4	5:15 PM	15 min	123,773.50	32920.32	4,585.53	631.40	4,522.37	617.80	16,201.19	2084.19	16,138.03	2070.59
Oct 4	5:30 PM	15 min	139,589.07	34957.19	465.71	58.21	420.04	52.51	472.36	59.05	426.69	53.34
Oct 4	5:45 PM	3 min	140,068.48	7003.42	0.00	0.00	0.00	0.00	0.00	0.00	0.00	0.00
Oct 4	5:48 PM	0 min	140,068.47		0.00		0.00		0.00		0.00	

BLOCK 1 / 160 FOLSOM STREET

Quantitative Shading Calculations for Rincon Park

Analysis Run: 8/28/2015

Technician: AP

EXAMPLE	Existing Shading	EXAMPLE	No new shading from Project / Project Alternative	EXAMPLE	No new shading from Project / Project Alternative + Cumulative
		EXAMPLE	New Shading from Project / Project Alternative	EXAMPLE	New Shading from Project / Project Alternative + Cumulative

Date	Start Time	Duration	Current Park Shading		New Shadow: Project @ 400'		New Shadow: Project @ 300'		New Shadow: Project @ 400' + Cumulative		New Shadow: Project @ 300' + Cumulative	
			Shadow Area (sf)	Shading (sfh)	Shadow Area (sf)	Shading (sfh)	Shadow Area (sf)	Shading (sfh)	Shadow Area (sf)	Shading (sfh)	Shadow Area (sf)	Shading (sfh)
Oct 11	8:15 AM	15 min	67,618.71	15083.16	0.00	0.00	0.00	0.00	0.00	0.00	0.00	0.00
Oct 11	8:30 AM	15 min	53,046.55	11660.92	0.00	0.00	0.00	0.00	0.00	0.00	0.00	0.00
Oct 11	8:45 AM	15 min	40,240.82	9080.26	0.00	0.00	0.00	0.00	0.00	0.00	0.00	0.00
Oct 11	9:00 AM	15 min	32,401.26	7304.38	0.00	0.00	0.00	0.00	0.00	0.00	0.00	0.00
Oct 11	9:15 AM	15 min	26,033.77	6058.70	0.00	0.00	0.00	0.00	0.00	0.00	0.00	0.00
Oct 11	9:30 AM	15 min	22,435.85	5180.91	0.00	0.00	0.00	0.00	0.00	0.00	0.00	0.00
Oct 11	9:45 AM	15 min	19,011.46	4589.44	0.00	0.00	0.00	0.00	0.00	0.00	0.00	0.00
Oct 11	10:00 AM	15 min	17,704.09	4297.54	0.00	0.00	0.00	0.00	0.00	0.00	0.00	0.00
Oct 11	10:15 AM	15 min	16,676.21	4061.76	0.00	0.00	0.00	0.00	0.00	0.00	0.00	0.00
Oct 11	10:30 AM	15 min	15,817.83	3866.70	0.00	0.00	0.00	0.00	0.00	0.00	0.00	0.00
Oct 11	10:45 AM	15 min	15,115.80	3711.80	0.00	0.00	0.00	0.00	0.00	0.00	0.00	0.00
Oct 11	11:00 AM	15 min	14,578.57	3591.73	0.00	0.00	0.00	0.00	0.00	0.00	0.00	0.00
Oct 11	11:15 AM	15 min	14,155.23	3494.15	0.00	0.00	0.00	0.00	0.00	0.00	0.00	0.00
Oct 11	11:30 AM	15 min	13,797.98	3449.29	0.00	0.00	0.00	0.00	0.00	0.00	0.00	0.00
Oct 11	11:45 AM	15 min	13,796.37	3464.82	0.00	0.00	0.00	0.00	0.00	0.00	0.00	0.00
Oct 11	12:00 PM	15 min	13,922.21	3497.97	0.00	0.00	0.00	0.00	0.00	0.00	0.00	0.00
Oct 11	12:15 PM	15 min	14,061.59	3533.39	0.00	0.00	0.00	0.00	0.00	0.00	0.00	0.00
Oct 11	12:30 PM	15 min	14,205.50	3569.58	0.00	0.00	0.00	0.00	0.00	0.00	0.00	0.00
Oct 11	12:45 PM	15 min	14,351.13	3606.50	0.00	0.00	0.00	0.00	0.00	0.00	0.00	0.00
Oct 11	1:00 PM	15 min	14,500.90	3644.72	0.00	0.00	0.00	0.00	0.00	0.00	0.00	0.00
Oct 11	1:15 PM	15 min	14,656.85	3684.40	0.00	0.00	0.00	0.00	0.00	0.00	0.00	0.00
Oct 11	1:30 PM	15 min	14,818.35	3724.99	0.00	0.00	0.00	0.00	0.00	0.00	0.00	0.00
Oct 11	1:45 PM	15 min	14,981.56	3767.11	0.00	0.00	0.00	0.00	0.00	0.00	0.00	0.00
Oct 11	2:00 PM	15 min	15,155.33	3812.67	0.00	0.00	0.00	0.00	0.00	0.00	0.00	0.00
Oct 11	2:15 PM	15 min	15,346.00	3871.13	0.00	0.00	0.00	0.00	0.00	0.00	0.00	0.00
Oct 11	2:30 PM	15 min	15,623.05	4093.80	0.00	0.00	0.00	0.00	0.00	0.00	0.00	0.00
Oct 11	2:45 PM	15 min	17,127.31	4859.00	0.00	24.92	0.00	0.00	0.00	69.62	0.00	44.70
Oct 11	3:00 PM	15 min	21,744.70	6024.79	199.33	426.69	0.00	0.00	556.94	739.89	357.60	318.19
Oct 11	3:15 PM	15 min	26,453.62	7721.03	3,214.22	1439.23	0.00	0.00	5,362.15	2230.64	2,147.93	791.41
Oct 11	3:30 PM	15 min	35,314.60	9498.12	8,299.62	2950.80	0.00	141.90	12,482.94	4231.31	4,183.33	1422.42
Oct 11	3:45 PM	15 min	40,670.38	11453.55	15,306.75	4318.58	1,135.20	740.67	21,367.56	6135.96	7,196.01	2558.05
Oct 11	4:00 PM	15 min	50,957.98	14915.63	19,241.90	4983.95	4,790.13	2007.22	27,720.16	7113.22	13,268.39	4136.48
Oct 11	4:15 PM	15 min	68,367.04	19790.94	20,629.74	4762.76	11,267.61	3446.97	29,185.60	7404.73	19,823.47	6088.94
Oct 11	4:30 PM	15 min	89,960.50	23714.36	17,472.30	3928.08	16,308.11	3770.12	30,052.20	8630.92	28,888.01	8472.97
Oct 11	4:45 PM	15 min	99,754.38	26691.59	13,952.33	2926.09	13,852.85	2925.78	38,995.19	8145.54	38,895.71	8145.23
Oct 11	5:00 PM	15 min	113,778.37	31364.06	9,456.38	1548.84	9,553.37	1560.97	26,169.13	3637.94	26,266.13	3650.06
Oct 11	5:15 PM	15 min	137,134.10	34649.82	2,934.37	367.30	2,934.36	367.30	2,934.37	367.30	2,934.36	367.30
Oct 11	5:30 PM	7 min	140,064.46	16807.98	4.02	0.24	4.02	0.24	4.02	0.24	4.02	0.24
Oct 11	5:37 PM	0 min	140,068.47		0.00		0.00		0.00		0.00	

BLOCK 1 / 160 FOLSOM STREET

Quantitative Shading Calculations for Rincon Park

Analysis Run: 8/28/2015

Technician: AP

EXAMPLE	Existing Shading
EXAMPLE	No new shading from Project / Project Alternative
EXAMPLE	New Shading from Project / Project Alternative
EXAMPLE	No new shading from Project / Project Alternative + Cumulative
EXAMPLE	New Shading from Project / Project Alternative + Cumulative

Date	Start Time	Duration	Current Park Shading		New Shadow: Project @ 400'		New Shadow: Project @ 300'		New Shadow: Project @ 400' + Cumulative		New Shadow: Project @ 300' + Cumulative	
			Shadow Area (sf)	Shading (sfh)	Shadow Area (sf)	Shading (sfh)	Shadow Area (sf)	Shading (sfh)	Shadow Area (sf)	Shading (sfh)	Shadow Area (sf)	Shading (sfh)
Oct 18	8:21 AM	9 min	66,163.60	9676.43	0.00	0.00	0.00	0.00	0.00	0.00	0.00	0.00
Oct 18	8:30 AM	15 min	54,791.72	11680.78	0.00	0.00	0.00	0.00	0.00	0.00	0.00	0.00
Oct 18	8:45 AM	15 min	38,654.50	9661.05	0.00	0.00	0.00	0.00	0.00	0.00	0.00	0.00
Oct 18	9:00 AM	15 min	38,633.87	8182.69	0.00	0.00	0.00	0.00	0.00	0.00	0.00	0.00
Oct 18	9:15 AM	15 min	26,827.62	6364.18	0.00	0.00	0.00	0.00	0.00	0.00	0.00	0.00
Oct 18	9:30 AM	15 min	24,085.82	5511.23	0.00	0.00	0.00	0.00	0.00	0.00	0.00	0.00
Oct 18	9:45 AM	15 min	20,003.99	4753.46	0.00	0.00	0.00	0.00	0.00	0.00	0.00	0.00
Oct 18	10:00 AM	15 min	18,023.68	4368.13	0.00	0.00	0.00	0.00	0.00	0.00	0.00	0.00
Oct 18	10:15 AM	15 min	16,921.38	4115.14	0.00	0.00	0.00	0.00	0.00	0.00	0.00	0.00
Oct 18	10:30 AM	15 min	15,999.75	3905.09	0.00	0.00	0.00	0.00	0.00	0.00	0.00	0.00
Oct 18	10:45 AM	15 min	15,241.00	3743.20	0.00	0.00	0.00	0.00	0.00	0.00	0.00	0.00
Oct 18	11:00 AM	15 min	14,704.62	3621.87	0.00	0.00	0.00	0.00	0.00	0.00	0.00	0.00
Oct 18	11:15 AM	15 min	14,270.32	3531.97	0.00	0.00	0.00	0.00	0.00	0.00	0.00	0.00
Oct 18	11:30 AM	15 min	13,985.43	3508.87	0.00	0.00	0.00	0.00	0.00	0.00	0.00	0.00
Oct 18	11:45 AM	15 min	14,085.53	3537.46	0.00	0.00	0.00	0.00	0.00	0.00	0.00	0.00
Oct 18	12:00 PM	15 min	14,214.14	3571.43	0.00	0.00	0.00	0.00	0.00	0.00	0.00	0.00
Oct 18	12:15 PM	15 min	14,357.32	3607.75	0.00	0.00	0.00	0.00	0.00	0.00	0.00	0.00
Oct 18	12:30 PM	15 min	14,504.65	3644.92	0.00	0.00	0.00	0.00	0.00	0.00	0.00	0.00
Oct 18	12:45 PM	15 min	14,654.73	3683.18	0.00	0.00	0.00	0.00	0.00	0.00	0.00	0.00
Oct 18	1:00 PM	15 min	14,810.67	3723.11	0.00	0.00	0.00	0.00	0.00	0.00	0.00	0.00
Oct 18	1:15 PM	15 min	14,974.20	3764.64	0.00	0.00	0.00	0.00	0.00	0.00	0.00	0.00
Oct 18	1:30 PM	15 min	15,142.94	3807.65	0.00	0.00	0.00	0.00	0.00	0.00	0.00	0.00
Oct 18	1:45 PM	15 min	15,318.24	3853.32	0.00	0.00	0.00	0.00	0.00	0.00	0.00	0.00
Oct 18	2:00 PM	15 min	15,508.34	3903.26	0.00	0.00	0.00	0.00	0.00	0.00	0.00	0.00
Oct 18	2:15 PM	15 min	15,717.71	4121.07	0.00	0.00	0.00	0.00	0.00	0.00	0.00	0.00
Oct 18	2:30 PM	15 min	17,250.84	4909.63	0.00	0.60	0.00	0.00	0.00	1.06	0.00	0.46
Oct 18	2:45 PM	15 min	22,026.23	5972.78	4.77	228.93	0.00	0.00	8.46	342.21	3.69	113.28
Oct 18	3:00 PM	15 min	25,756.01	7725.68	1,826.67	982.66	0.00	0.00	2,729.22	1381.02	902.54	398.36
Oct 18	3:15 PM	15 min	36,049.40	10031.51	6,034.62	2352.36	0.00	91.09	8,318.93	3086.75	2,284.31	825.48
Oct 18	3:30 PM	15 min	44,202.71	11934.85	12,784.24	3540.07	728.72	535.69	16,375.06	4672.47	4,319.54	1668.08
Oct 18	3:45 PM	15 min	51,276.08	14199.17	15,536.35	3903.48	3,556.77	1515.95	21,004.69	5402.92	9,025.11	3015.39
Oct 18	4:00 PM	15 min	62,317.27	18333.81	15,691.39	4134.11	8,570.85	3072.37	22,218.65	5631.17	15,098.01	4569.43
Oct 18	4:15 PM	15 min	84,353.24	22518.24	17,381.41	4412.28	16,008.11	4202.34	22,830.72	7312.66	21,457.42	7102.72
Oct 18	4:30 PM	15 min	95,792.69	25125.00	17,916.81	4057.22	17,610.60	4031.50	35,670.58	8607.99	35,364.36	8582.27
Oct 18	4:45 PM	15 min	105,207.33	28713.34	14,540.97	3038.52	14,641.38	3047.98	33,193.38	6073.39	33,293.78	6082.85
Oct 18	5:00 PM	15 min	124,499.41	32579.85	9,767.19	1395.01	9,742.47	1391.91	15,393.77	2415.36	15,369.04	2412.27
Oct 18	5:15 PM	13 min	136,139.38	30382.86	1,392.85	153.21	1,392.85	153.21	3,929.09	432.20	3,929.09	432.20
Oct 18	5:28 PM	0 min	140,068.46		0.00		0.00		0.00		0.00	

BLOCK 1 / 160 FOLSOM STREET

Quantitative Shading Calculations for Rincon Park

Analysis Run: 8/28/2015

Technician: AP

EXAMPLE	Existing Shading	EXAMPLE	No new shading from Project / Project Alternative
		EXAMPLE	New Shading from Project / Project Alternative

EXAMPLE	No new shading from Project / Project Alternative + Cumulative
EXAMPLE	New Shading from Project / Project Alternative + Cumulative

Date	Start Time	Duration	Current Park Shading		New Shadow: Project @ 400'		New Shadow: Project @ 300'		New Shadow: Project @ 400' + Cumulative		New Shadow: Project @ 300' + Cumulative	
			Shadow Area (sf)	Shading (sfh)	Shadow Area (sf)	Shading (sfh)	Shadow Area (sf)	Shading (sfh)	Shadow Area (sf)	Shading (sfh)	Shadow Area (sf)	Shading (sfh)
Oct 25	8:28 AM	2 min	60,981.50	2346.16	0.00	0.00	0.00	0.00	0.00	0.00	0.00	0.00
Oct 25	8:30 AM	15 min	56,326.71	12479.43	0.00	0.00	0.00	0.00	0.00	0.00	0.00	0.00
Oct 25	8:45 AM	15 min	43,508.74	11099.97	0.00	0.00	0.00	0.00	0.00	0.00	0.00	0.00
Oct 25	9:00 AM	15 min	45,291.02	9465.79	0.00	0.00	0.00	0.00	0.00	0.00	0.00	0.00
Oct 25	9:15 AM	15 min	30,435.27	6956.59	0.00	0.00	0.00	0.00	0.00	0.00	0.00	0.00
Oct 25	9:30 AM	15 min	25,217.41	5808.62	0.00	0.00	0.00	0.00	0.00	0.00	0.00	0.00
Oct 25	9:45 AM	15 min	21,251.53	4971.35	0.00	0.00	0.00	0.00	0.00	0.00	0.00	0.00
Oct 25	10:00 AM	15 min	18,519.23	4467.92	0.00	0.00	0.00	0.00	0.00	0.00	0.00	0.00
Oct 25	10:15 AM	15 min	17,224.13	4186.56	0.00	0.00	0.00	0.00	0.00	0.00	0.00	0.00
Oct 25	10:30 AM	15 min	16,268.34	3964.04	0.00	0.00	0.00	0.00	0.00	0.00	0.00	0.00
Oct 25	10:45 AM	15 min	15,443.99	3788.67	0.00	0.00	0.00	0.00	0.00	0.00	0.00	0.00
Oct 25	11:00 AM	15 min	14,865.36	3660.43	0.00	0.00	0.00	0.00	0.00	0.00	0.00	0.00
Oct 25	11:15 AM	15 min	14,418.07	3587.22	0.00	0.00	0.00	0.00	0.00	0.00	0.00	0.00
Oct 25	11:30 AM	15 min	14,279.70	3583.88	0.00	0.00	0.00	0.00	0.00	0.00	0.00	0.00
Oct 25	11:45 AM	15 min	14,391.30	3613.88	0.00	0.00	0.00	0.00	0.00	0.00	0.00	0.00
Oct 25	12:00 PM	15 min	14,519.75	3648.06	0.00	0.00	0.00	0.00	0.00	0.00	0.00	0.00
Oct 25	12:15 PM	15 min	14,664.77	3685.01	0.00	0.00	0.00	0.00	0.00	0.00	0.00	0.00
Oct 25	12:30 PM	15 min	14,815.31	3723.14	0.00	0.00	0.00	0.00	0.00	0.00	0.00	0.00
Oct 25	12:45 PM	15 min	14,969.79	3762.76	0.00	0.00	0.00	0.00	0.00	0.00	0.00	0.00
Oct 25	1:00 PM	15 min	15,132.30	3804.10	0.00	0.00	0.00	0.00	0.00	0.00	0.00	0.00
Oct 25	1:15 PM	15 min	15,300.53	3847.62	0.00	0.00	0.00	0.00	0.00	0.00	0.00	0.00
Oct 25	1:30 PM	15 min	15,480.43	3894.02	0.00	0.00	0.00	0.00	0.00	0.00	0.00	0.00
Oct 25	1:45 PM	15 min	15,671.75	3944.03	0.00	0.00	0.00	0.00	0.00	0.00	0.00	0.00
Oct 25	2:00 PM	15 min	15,880.52	4146.39	0.00	0.00	0.00	0.00	0.00	0.00	0.00	0.00
Oct 25	2:15 PM	15 min	17,290.58	5043.69	0.00	0.00	0.00	0.00	0.00	0.00	0.00	0.00
Oct 25	2:30 PM	15 min	23,058.95	6146.11	0.00	91.82	0.00	0.00	0.00	91.82	0.00	0.00
Oct 25	2:45 PM	15 min	26,109.94	7300.64	734.56	516.53	0.00	0.00	734.56	599.89	0.00	83.36
Oct 25	3:00 PM	15 min	32,295.17	9958.90	3,397.69	1542.09	0.00	21.97	4,064.56	1856.83	666.86	336.71
Oct 25	3:15 PM	15 min	47,376.02	12884.20	8,939.06	2551.85	175.79	306.49	10,790.12	3166.78	2,026.85	921.42
Oct 25	3:30 PM	15 min	55,697.55	14807.04	11,475.76	2824.16	2,276.13	995.96	14,544.12	3751.25	5,344.49	1923.05
Oct 25	3:45 PM	15 min	62,758.79	17456.29	11,117.54	2964.32	5,691.56	2160.24	15,465.91	3567.26	10,039.93	2763.17
Oct 25	4:00 PM	15 min	76,891.52	21140.00	12,597.03	3433.09	11,590.32	3300.03	13,072.17	4426.93	12,065.47	4293.86
Oct 25	4:15 PM	15 min	92,228.50	24183.33	14,867.73	4042.74	14,809.91	4074.52	22,343.27	6541.86	22,285.45	6573.64
Oct 25	4:30 PM	15 min	101,238.15	27484.75	17,474.18	4103.83	17,786.27	4152.34	29,991.57	6300.81	30,303.66	6349.32
Oct 25	4:45 PM	15 min	118,639.82	30604.07	15,356.47	2989.26	15,432.43	2998.76	20,414.90	4286.33	20,490.86	4295.82
Oct 25	5:00 PM	15 min	126,192.76	33057.51	8,557.64	1258.62	8,557.64	1258.62	13,875.72	1959.61	13,875.72	1959.61
Oct 25	5:15 PM	4 min	138,267.28	9737.93	1,511.35	56.72	1,511.35	56.72	1,801.19	66.86	1,801.19	66.86
Oct 25	5:19 PM	0 min	139,959.36		109.11		109.12		109.12		109.12	

BLOCK 1 / 160 FOLSOM STREET

Quantitative Shading Calculations for Rincon Park

Analysis Run: 8/28/2015

Technician: AP

EXAMPLE	Existing Shading
EXAMPLE	No new shading from Project / Project Alternative
EXAMPLE	New Shading from Project / Project Alternative
EXAMPLE	No new shading from Project / Project Alternative + Cumulative
EXAMPLE	New Shading from Project / Project Alternative + Cumulative

Date	Start Time	Duration	Current Park Shading		New Shadow: Project @ 400'		New Shadow: Project @ 300'		New Shadow: Project @ 400' + Cumulative		New Shadow: Project @ 300' + Cumulative	
			Shadow Area (sf)	Shading (sfh)	Shadow Area (sf)	Shading (sfh)	Shadow Area (sf)	Shading (sfh)	Shadow Area (sf)	Shading (sfh)	Shadow Area (sf)	Shading (sfh)
Nov 1	8:35 AM	10 min	62,071.25	9479.43	0.00	0.00	0.00	0.00	0.00	0.00	0.00	0.00
Nov 1	8:45 AM	15 min	49,451.51	11861.55	0.00	0.00	0.00	0.00	0.00	0.00	0.00	0.00
Nov 1	9:00 AM	15 min	45,440.85	10337.75	0.00	0.00	0.00	0.00	0.00	0.00	0.00	0.00
Nov 1	9:15 AM	15 min	37,261.12	8123.96	0.00	0.00	0.00	0.00	0.00	0.00	0.00	0.00
Nov 1	9:30 AM	15 min	27,730.59	6330.84	0.00	0.00	0.00	0.00	0.00	0.00	0.00	0.00
Nov 1	9:45 AM	15 min	22,916.14	5297.96	0.00	0.00	0.00	0.00	0.00	0.00	0.00	0.00
Nov 1	10:00 AM	15 min	19,467.52	4633.64	0.00	0.00	0.00	0.00	0.00	0.00	0.00	0.00
Nov 1	10:15 AM	15 min	17,601.62	4273.33	0.00	0.00	0.00	0.00	0.00	0.00	0.00	0.00
Nov 1	10:30 AM	15 min	16,585.06	4036.46	0.00	0.00	0.00	0.00	0.00	0.00	0.00	0.00
Nov 1	10:45 AM	15 min	15,706.64	3852.46	0.00	0.00	0.00	0.00	0.00	0.00	0.00	0.00
Nov 1	11:00 AM	15 min	15,113.05	3718.44	0.00	0.00	0.00	0.00	0.00	0.00	0.00	0.00
Nov 1	11:15 AM	15 min	14,634.46	3653.66	0.00	0.00	0.00	0.00	0.00	0.00	0.00	0.00
Nov 1	11:30 AM	15 min	14,594.85	3662.93	0.00	0.00	0.00	0.00	0.00	0.00	0.00	0.00
Nov 1	11:45 AM	15 min	14,708.62	3693.53	0.00	0.00	0.00	0.00	0.00	0.00	0.00	0.00
Nov 1	12:00 PM	15 min	14,839.62	3727.73	0.00	0.00	0.00	0.00	0.00	0.00	0.00	0.00
Nov 1	12:15 PM	15 min	14,982.19	3764.30	0.00	0.00	0.00	0.00	0.00	0.00	0.00	0.00
Nov 1	12:30 PM	15 min	15,132.24	3802.88	0.00	0.00	0.00	0.00	0.00	0.00	0.00	0.00
Nov 1	12:45 PM	15 min	15,290.78	3843.59	0.00	0.00	0.00	0.00	0.00	0.00	0.00	0.00
Nov 1	1:00 PM	15 min	15,457.92	3886.33	0.00	0.00	0.00	0.00	0.00	0.00	0.00	0.00
Nov 1	1:15 PM	15 min	15,632.73	3932.44	0.00	0.00	0.00	0.00	0.00	0.00	0.00	0.00
Nov 1	1:30 PM	15 min	15,826.80	3982.75	0.00	0.00	0.00	0.00	0.00	0.00	0.00	0.00
Nov 1	1:45 PM	15 min	16,035.23	4126.56	0.00	0.00	0.00	0.00	0.00	0.00	0.00	0.00
Nov 1	2:00 PM	15 min	16,977.28	4984.42	0.00	0.00	0.00	0.00	0.00	0.00	0.00	0.00
Nov 1	2:15 PM	15 min	22,898.07	6509.44	0.00	8.47	0.00	0.00	0.00	8.47	0.00	0.00
Nov 1	2:30 PM	15 min	29,177.43	7948.35	67.73	281.44	0.00	0.00	67.73	281.44	0.00	0.00
Nov 1	2:45 PM	15 min	34,409.38	9958.34	2,183.82	946.30	0.00	0.00	2,183.82	984.26	0.00	37.96
Nov 1	3:00 PM	15 min	45,257.37	12877.25	5,386.58	1599.49	0.00	104.79	5,690.28	1816.29	303.71	321.59
Nov 1	3:15 PM	15 min	57,760.62	15765.66	7,409.36	1852.50	838.33	517.06	8,840.03	2354.97	2,269.00	1019.52
Nov 1	3:30 PM	15 min	68,364.62	17889.09	7,410.64	1960.19	3,298.12	1344.29	9,999.69	2297.27	5,887.17	1681.36
Nov 1	3:45 PM	15 min	74,748.14	20050.88	8,270.92	2322.88	7,456.19	2195.14	8,378.44	2430.50	7,563.72	2302.77
Nov 1	4:00 PM	15 min	85,658.93	23065.51	10,312.13	2854.35	10,104.96	2878.54	11,065.59	3506.45	10,858.42	3530.64
Nov 1	4:15 PM	15 min	98,865.15	26573.36	12,522.63	3468.94	12,923.35	3524.12	16,985.99	4663.24	17,386.71	4717.42
Nov 1	4:30 PM	15 min	113,721.75	29308.62	15,228.92	3814.74	15,261.61	3807.26	20,319.94	4856.62	20,352.64	4849.14
Nov 1	4:45 PM	15 min	120,747.21	31048.22	15,288.97	3056.05	15,196.45	3044.48	18,533.01	3870.37	18,440.49	3858.81
Nov 1	5:00 PM	11 min	127,638.51	25190.69	9,159.39	1111.62	9,159.39	1111.62	12,429.96	1422.32	12,429.96	1422.32
Nov 1	5:11 PM	0 min	137,526.63		2,541.85		2,541.85		2,541.85		2,541.85	

BLOCK 1 / 160 FOLSOM STREET

Quantitative Shading Calculations for Rincon Park

Analysis Run: 8/28/2015

Technician: AP

EXAMPLE	Existing Shading	EXAMPLE	No new shading from Project / Project Alternative
		EXAMPLE	New Shading from Project / Project Alternative
EXAMPLE	No new shading from Project / Project Alternative + Cumulative		
EXAMPLE	New Shading from Project / Project Alternative + Cumulative		

Date	Start Time	Duration	Current Park Shading		New Shadow: Project @ 400'		New Shadow: Project @ 300'		New Shadow: Project @ 400' + Cumulative		New Shadow: Project @ 300' + Cumulative	
			Shadow Area (sf)	Shading (sfh)	Shadow Area (sf)	Shading (sfh)	Shadow Area (sf)	Shading (sfh)	Shadow Area (sf)	Shading (sfh)	Shadow Area (sf)	Shading (sfh)
Nov 8	7:43 AM	2 min	63,074.62	2455.59	0.00	0.00	0.00	0.00	0.00	0.00	0.00	0.00
Nov 8	7:45 AM	15 min	59,704.99	13095.17	0.00	0.00	0.00	0.00	0.00	0.00	0.00	0.00
Nov 8	8:00 AM	15 min	45,056.37	11031.71	0.00	0.00	0.00	0.00	0.00	0.00	0.00	0.00
Nov 8	8:15 AM	15 min	43,197.31	9458.17	0.00	0.00	0.00	0.00	0.00	0.00	0.00	0.00
Nov 8	8:30 AM	15 min	32,468.09	7207.69	0.00	0.00	0.00	0.00	0.00	0.00	0.00	0.00
Nov 8	8:45 AM	15 min	25,193.43	5756.06	0.00	0.00	0.00	0.00	0.00	0.00	0.00	0.00
Nov 8	9:00 AM	15 min	20,855.05	4887.48	0.00	0.00	0.00	0.00	0.00	0.00	0.00	0.00
Nov 8	9:15 AM	15 min	18,244.80	4400.10	0.00	0.00	0.00	0.00	0.00	0.00	0.00	0.00
Nov 8	9:30 AM	15 min	16,955.99	4122.14	0.00	0.00	0.00	0.00	0.00	0.00	0.00	0.00
Nov 8	9:45 AM	15 min	16,021.09	3927.38	0.00	0.00	0.00	0.00	0.00	0.00	0.00	0.00
Nov 8	10:00 AM	15 min	15,397.98	3791.77	0.00	0.00	0.00	0.00	0.00	0.00	0.00	0.00
Nov 8	10:15 AM	15 min	14,936.19	3736.79	0.00	0.00	0.00	0.00	0.00	0.00	0.00	0.00
Nov 8	10:30 AM	15 min	14,958.12	3748.79	0.00	0.00	0.00	0.00	0.00	0.00	0.00	0.00
Nov 8	10:45 AM	15 min	15,032.19	3774.18	0.00	0.00	0.00	0.00	0.00	0.00	0.00	0.00
Nov 8	11:00 AM	15 min	15,161.23	3807.96	0.00	0.00	0.00	0.00	0.00	0.00	0.00	0.00
Nov 8	11:15 AM	15 min	15,302.41	3844.49	0.00	0.00	0.00	0.00	0.00	0.00	0.00	0.00
Nov 8	11:30 AM	15 min	15,453.47	3883.15	0.00	0.00	0.00	0.00	0.00	0.00	0.00	0.00
Nov 8	11:45 AM	15 min	15,611.75	3924.13	0.00	0.00	0.00	0.00	0.00	0.00	0.00	0.00
Nov 8	12:00 PM	15 min	15,781.25	3968.18	0.00	0.00	0.00	0.00	0.00	0.00	0.00	0.00
Nov 8	12:15 PM	15 min	15,964.19	4017.11	0.00	0.00	0.00	0.00	0.00	0.00	0.00	0.00
Nov 8	12:30 PM	15 min	16,172.65	4092.44	0.00	0.00	0.00	0.00	0.00	0.00	0.00	0.00
Nov 8	12:45 PM	15 min	16,566.87	4760.05	0.00	0.00	0.00	0.00	0.00	0.00	0.00	0.00
Nov 8	1:00 PM	15 min	21,513.55	6357.34	0.00	0.00	0.00	0.00	0.00	0.00	0.00	0.00
Nov 8	1:15 PM	15 min	29,345.18	8437.70	0.00	152.56	0.00	0.00	0.00	152.56	0.00	0.00
Nov 8	1:30 PM	15 min	38,156.43	10669.00	1,220.46	615.84	0.00	0.00	1,220.46	615.84	0.00	0.00
Nov 8	1:45 PM	15 min	47,195.55	12830.79	3,946.26	1116.09	0.00	3.26	3,946.26	1120.29	0.00	7.47
Nov 8	2:00 PM	15 min	55,450.79	15648.15	4,982.44	1148.85	26.11	134.91	5,016.09	1280.87	59.76	266.92
Nov 8	2:15 PM	15 min	69,734.45	18947.95	4,208.38	1129.82	1,053.17	636.73	5,230.84	1372.45	2,075.63	879.36
Nov 8	2:30 PM	15 min	81,849.18	21141.61	4,830.14	1417.75	4,040.64	1289.94	5,748.79	1532.58	4,959.29	1404.77
Nov 8	2:45 PM	15 min	87,283.68	22181.83	6,511.85	1831.53	6,278.85	1812.95	6,511.86	1831.53	6,278.85	1812.95
Nov 8	3:00 PM	15 min	90,170.93	24612.65	8,140.36	2297.50	8,224.78	2331.10	8,140.36	3166.64	8,224.78	3211.98
Nov 8	3:15 PM	15 min	106,730.26	28173.13	10,239.63	2828.67	10,424.04	2811.82	17,192.75	3860.09	17,471.05	3854.97
Nov 8	3:30 PM	15 min	118,654.80	30156.63	12,389.74	3215.84	12,070.49	3203.01	13,687.95	3677.30	13,368.71	3664.47
Nov 8	3:45 PM	15 min	122,598.26	31806.86	13,336.98	2693.60	13,553.55	2720.67	15,730.45	2992.78	15,947.02	3019.86
Nov 8	4:00 PM	4 min	131,856.64	9521.18	8,211.80	483.62	8,211.82	483.62	8,211.80	483.62	8,211.82	483.62
Nov 8	4:04 PM	0 min	134,462.66		5,605.80		5,605.80		5,605.80		5,605.80	

BLOCK 1 / 160 FOLSOM STREET

Quantitative Shading Calculations for Rincon Park

Analysis Run: 8/28/2015
Technician: AP

EXAMPLE .	Existing Shading
EXAMPLE	No new shading from Project / Project Alternative
EXAMPLE	New Shading from Project / Project Alternative
EXAMPLE	No new shading from Project / Project Alternative + Cumulative
EXAMPLE	New Shading from Project / Project Alternative + Cumulative

Date	Start Time	Duration	Current Park Shading		New Shadow: Project @ 400'		New Shadow: Project @ 300'		New Shadow: Project @ 400' + Cumulative		New Shadow: Project @ 300' + Cumulative	
			Shadow Area (sf)	Shading (sfh)	Shadow Area (sf)	Shading (sfh)	Shadow Area (sf)	Shading (sfh)	Shadow Area (sf)	Shading (sfh)	Shadow Area (sf)	Shading (sfh)
Nov 15	7:50 AM	10 min	65,783.37	9872.36	0.00	0.00	0.00	0.00	0.00	0.00	0.00	0.00
Nov 15	8:00 AM	15 min	50,361.99	12456.02	0.00	0.00	0.00	0.00	0.00	0.00	0.00	0.00
Nov 15	8:15 AM	15 min	49,286.16	10883.79	0.00	0.00	0.00	0.00	0.00	0.00	0.00	0.00
Nov 15	8:30 AM	15 min	37,784.16	8385.60	0.00	0.00	0.00	0.00	0.00	0.00	0.00	0.00
Nov 15	8:45 AM	15 min	29,300.62	6479.90	0.00	0.00	0.00	0.00	0.00	0.00	0.00	0.00
Nov 15	9:00 AM	15 min	22,538.55	5226.16	0.00	0.00	0.00	0.00	0.00	0.00	0.00	0.00
Nov 15	9:15 AM	15 min	19,270.71	4584.06	0.00	0.00	0.00	0.00	0.00	0.00	0.00	0.00
Nov 15	9:30 AM	15 min	17,401.74	4223.46	0.00	0.00	0.00	0.00	0.00	0.00	0.00	0.00
Nov 15	9:45 AM	15 min	16,385.96	4013.16	0.00	0.00	0.00	0.00	0.00	0.00	0.00	0.00
Nov 15	10:00 AM	15 min	15,719.35	3878.57	0.00	0.00	0.00	0.00	0.00	0.00	0.00	0.00
Nov 15	10:15 AM	15 min	15,309.19	3829.99	0.00	0.00	0.00	0.00	0.00	0.00	0.00	0.00
Nov 15	10:30 AM	15 min	15,330.69	3840.89	0.00	0.00	0.00	0.00	0.00	0.00	0.00	0.00
Nov 15	10:45 AM	15 min	15,396.44	3861.29	0.00	0.00	0.00	0.00	0.00	0.00	0.00	0.00
Nov 15	11:00 AM	15 min	15,493.87	3888.83	0.00	0.00	0.00	0.00	0.00	0.00	0.00	0.00
Nov 15	11:15 AM	15 min	15,616.80	3922.65	0.00	0.00	0.00	0.00	0.00	0.00	0.00	0.00
Nov 15	11:30 AM	15 min	15,764.44	3961.18	0.00	0.00	0.00	0.00	0.00	0.00	0.00	0.00
Nov 15	11:45 AM	15 min	15,924.98	4002.69	0.00	0.00	0.00	0.00	0.00	0.00	0.00	0.00
Nov 15	12:00 PM	15 min	16,096.53	4047.57	0.00	0.00	0.00	0.00	0.00	0.00	0.00	0.00
Nov 15	12:15 PM	15 min	16,284.05	4098.56	0.00	0.00	0.00	0.00	0.00	0.00	0.00	0.00
Nov 15	12:30 PM	15 min	16,504.46	4486.29	0.00	0.00	0.00	0.00	0.00	0.00	0.00	0.00
Nov 15	12:45 PM	15 min	19,385.86	5734.18	0.00	0.00	0.00	0.00	0.00	0.00	0.00	0.00
Nov 15	1:00 PM	15 min	26,487.62	7892.81	0.00	10.64	0.00	0.00	0.00	10.64	0.00	0.00
Nov 15	1:15 PM	15 min	36,654.84	10579.03	85.15	391.18	0.00	0.00	85.15	391.18	0.00	0.00
Nov 15	1:30 PM	15 min	47,977.37	13125.02	3,044.25	985.58	0.00	0.00	3,044.25	985.58	0.00	0.00
Nov 15	1:45 PM	15 min	57,022.82	15396.92	4,840.36	947.75	0.00	0.00	4,840.36	947.75	0.00	0.00
Nov 15	2:00 PM	15 min	66,152.57	18419.84	2,741.67	546.93	0.00	116.99	2,741.67	625.50	0.00	195.57
Nov 15	2:15 PM	15 min	81,206.14	21921.49	1,633.76	653.31	935.96	574.04	2,262.33	753.91	1,561.53	674.64
Nov 15	2:30 PM	15 min	94,165.76	23538.28	3,592.68	1083.66	3,656.34	1042.71	3,768.97	1105.70	3,832.63	1064.75
Nov 15	2:45 PM	15 min	94,140.52	23801.38	5,076.61	1392.92	4,685.34	1356.44	5,076.61	1392.92	4,685.34	1356.44
Nov 15	3:00 PM	15 min	96,270.50	26030.77	6,066.74	1730.39	6,166.21	1711.08	6,066.74	3561.16	6,166.21	3573.59
Nov 15	3:15 PM	15 min	111,975.62	29148.87	7,776.38	2077.88	7,522.46	2025.61	22,422.53	4486.15	22,422.53	4465.62
Nov 15	3:30 PM	15 min	121,215.35	30825.54	8,846.69	2361.66	8,682.41	2396.04	13,466.67	2939.59	13,302.41	2973.97
Nov 15	3:45 PM	13 min	125,388.95	28218.24	10,046.63	2084.16	10,485.89	2127.25	10,050.08	2084.54	10,489.35	2127.63
Nov 15	3:58 PM	0 min	131,140.55		8,900.27		8,852.76		8,900.29		8,852.78	

BLOCK 1 / 160 FOLSOM STREET

Quantitative Shading Calculations for Rincon Park

EXAMPLE	Existing Shading	EXAMPLE	No new shading from Project / Project Alternative
		EXAMPLE	New Shading from Project / Project Alternative
EXAMPLE	No new shading from Project / Project Alternative + Cumulative		
EXAMPLE	New Shading from Project / Project Alternative + Cumulative		

Analysis Run: 8/28/2015

Technician: AP

Date	Start Time	Duration	Current Park Shading		New Shadow: Project @ 400'		New Shadow: Project @ 300'		New Shadow: Project @ 400' + Cumulative		New Shadow: Project @ 300' + Cumulative	
			Shadow Area (sf)	Shading (sfh)	Shadow Area (sf)	Shading (sfh)	Shadow Area (sf)	Shading (sfh)	Shadow Area (sf)	Shading (sfh)	Shadow Area (sf)	Shading (sfh)
Nov 22	7:58 AM	2 min	66,308.49	2584.60	0.00	0.00	0.00	0.00	0.00	0.00	0.00	0.00
Nov 22	8:00 AM	15 min	62,921.51	14201.33	0.00	0.00	0.00	0.00	0.00	0.00	0.00	0.00
Nov 22	8:15 AM	15 min	50,689.14	11627.24	0.00	0.00	0.00	0.00	0.00	0.00	0.00	0.00
Nov 22	8:30 AM	15 min	42,328.75	9548.99	0.00	0.00	0.00	0.00	0.00	0.00	0.00	0.00
Nov 22	8:45 AM	15 min	34,063.18	7523.23	0.00	0.00	0.00	0.00	0.00	0.00	0.00	0.00
Nov 22	9:00 AM	15 min	26,122.67	5852.42	0.00	0.00	0.00	0.00	0.00	0.00	0.00	0.00
Nov 22	9:15 AM	15 min	20,696.68	4860.47	0.00	0.00	0.00	0.00	0.00	0.00	0.00	0.00
Nov 22	9:30 AM	15 min	18,187.07	4373.11	0.00	0.00	0.00	0.00	0.00	0.00	0.00	0.00
Nov 22	9:45 AM	15 min	16,797.80	4108.51	0.00	0.00	0.00	0.00	0.00	0.00	0.00	0.00
Nov 22	10:00 AM	15 min	16,070.30	3968.52	0.00	0.00	0.00	0.00	0.00	0.00	0.00	0.00
Nov 22	10:15 AM	15 min	15,677.88	3920.26	0.00	0.00	0.00	0.00	0.00	0.00	0.00	0.00
Nov 22	10:30 AM	15 min	15,684.23	3927.87	0.00	0.00	0.00	0.00	0.00	0.00	0.00	0.00
Nov 22	10:45 AM	15 min	15,738.75	3946.02	0.00	0.00	0.00	0.00	0.00	0.00	0.00	0.00
Nov 22	11:00 AM	15 min	15,829.43	3970.86	0.00	0.00	0.00	0.00	0.00	0.00	0.00	0.00
Nov 22	11:15 AM	15 min	15,937.45	3999.91	0.00	0.00	0.00	0.00	0.00	0.00	0.00	0.00
Nov 22	11:30 AM	15 min	16,061.82	4034.84	0.00	0.00	0.00	0.00	0.00	0.00	0.00	0.00
Nov 22	11:45 AM	15 min	16,216.91	4075.75	0.00	0.00	0.00	0.00	0.00	0.00	0.00	0.00
Nov 22	12:00 PM	15 min	16,389.13	4121.41	0.00	0.00	0.00	0.00	0.00	0.00	0.00	0.00
Nov 22	12:15 PM	15 min	16,582.16	4224.46	0.00	0.00	0.00	0.00	0.00	0.00	0.00	0.00
Nov 22	12:30 PM	15 min	17,213.55	4959.65	0.00	0.00	0.00	0.00	0.00	0.00	0.00	0.00
Nov 22	12:45 PM	15 min	22,463.64	6759.83	0.00	0.00	0.00	0.00	0.00	0.00	0.00	0.00
Nov 22	1:00 PM	15 min	31,614.96	9423.24	0.00	171.40	0.00	0.00	0.00	171.40	0.00	0.00
Nov 22	1:15 PM	15 min	43,770.97	12558.87	1,371.20	807.19	0.00	0.00	1,371.20	807.19	0.00	0.00
Nov 22	1:30 PM	15 min	56,699.96	15076.38	5,086.33	1130.18	0.00	0.00	5,086.33	1130.18	0.00	0.00
Nov 22	1:45 PM	15 min	63,911.07	17500.99	3,955.13	567.96	0.00	0.00	3,955.13	567.96	0.00	0.00
Nov 22	2:00 PM	15 min	76,096.85	20914.02	588.54	130.52	0.00	73.08	588.54	152.03	0.00	94.58
Nov 22	2:15 PM	15 min	91,215.32	24310.20	455.62	378.61	584.61	376.61	627.68	400.11	756.67	398.12
Nov 22	2:30 PM	15 min	103,266.31	25570.72	2,573.22	797.03	2,428.26	731.60	2,573.22	797.03	2,428.26	731.60
Nov 22	2:45 PM	15 min	101,299.43	25755.30	3,803.03	974.64	3,424.56	935.69	3,803.03	974.64	3,424.56	935.69
Nov 22	3:00 PM	15 min	104,742.97	27178.13	3,994.08	1134.69	4,060.92	1092.45	3,994.08	2564.87	4,060.92	2573.23
Nov 22	3:15 PM	15 min	112,682.06	29139.05	5,083.41	1417.27	4,678.69	1377.99	16,524.89	4293.02	16,524.89	4293.02
Nov 22	3:30 PM	15 min	120,430.34	30759.21	6,254.76	1731.46	6,345.26	1794.54	17,819.29	3817.54	17,819.29	3869.31
Nov 22	3:45 PM	9 min	125,643.34	19073.89	7,596.92	1129.88	8,011.08	1177.83	12,721.05	1808.57	13,135.21	1839.64
Nov 22	3:54 PM	0 min	128,675.18		7,468.17		7,693.31		11,393.28		11,393.28	

BLOCK 1 / 160 FOLSOM STREET

Quantitative Shading Calculations for Rincon Park

EXAMPLE	Existing Shading	EXAMPLE	No new shading from Project / Project Alternative	EXAMPLE	No new shading from Project / Project Alternative + Cumulative
		EXAMPLE	New Shading from Project / Project Alternative	EXAMPLE	New Shading from Project / Project Alternative + Cumulative

Analysis Run: 8/28/2015

Technician: AP

Date	Start Time	Duration	Current Park Shading		New Shadow: Project @ 400'		New Shadow: Project @ 300'		New Shadow: Project @ 400' + Cumulative		New Shadow: Project @ 300' + Cumulative	
			Shadow Area (sf)	Shading (sfh)	Shadow Area (sf)	Shading (sfh)	Shadow Area (sf)	Shading (sfh)	Shadow Area (sf)	Shading (sfh)	Shadow Area (sf)	Shading (sfh)
Nov 29	8:05 AM	10 min	67,667.21	10176.28	0.00	0.00	0.00	0.00	0.00	0.00	0.00	0.00
Nov 29	8:15 AM	15 min	52,053.77	12617.58	0.00	0.00	0.00	0.00	0.00	0.00	0.00	0.00
Nov 29	8:30 AM	15 min	48,886.89	10824.44	0.00	0.00	0.00	0.00	0.00	0.00	0.00	0.00
Nov 29	8:45 AM	15 min	37,708.62	8554.45	0.00	0.00	0.00	0.00	0.00	0.00	0.00	0.00
Nov 29	9:00 AM	15 min	30,726.94	6713.57	0.00	0.00	0.00	0.00	0.00	0.00	0.00	0.00
Nov 29	9:15 AM	15 min	22,981.60	5266.71	0.00	0.00	0.00	0.00	0.00	0.00	0.00	0.00
Nov 29	9:30 AM	15 min	19,152.07	4555.81	0.00	0.00	0.00	0.00	0.00	0.00	0.00	0.00
Nov 29	9:45 AM	15 min	17,294.41	4215.90	0.00	0.00	0.00	0.00	0.00	0.00	0.00	0.00
Nov 29	10:00 AM	15 min	16,432.83	4056.28	0.00	0.00	0.00	0.00	0.00	0.00	0.00	0.00
Nov 29	10:15 AM	15 min	16,017.40	4002.57	0.00	0.00	0.00	0.00	0.00	0.00	0.00	0.00
Nov 29	10:30 AM	15 min	16,003.14	4005.66	0.00	0.00	0.00	0.00	0.00	0.00	0.00	0.00
Nov 29	10:45 AM	15 min	16,042.15	4020.65	0.00	0.00	0.00	0.00	0.00	0.00	0.00	0.00
Nov 29	11:00 AM	15 min	16,123.02	4043.52	0.00	0.00	0.00	0.00	0.00	0.00	0.00	0.00
Nov 29	11:15 AM	15 min	16,225.16	4071.43	0.00	0.00	0.00	0.00	0.00	0.00	0.00	0.00
Nov 29	11:30 AM	15 min	16,346.24	4103.74	0.00	0.00	0.00	0.00	0.00	0.00	0.00	0.00
Nov 29	11:45 AM	15 min	16,483.66	4141.42	0.00	0.00	0.00	0.00	0.00	0.00	0.00	0.00
Nov 29	12:00 PM	15 min	16,647.71	4185.59	0.00	0.00	0.00	0.00	0.00	0.00	0.00	0.00
Nov 29	12:15 PM	15 min	16,836.97	4431.36	0.00	0.00	0.00	0.00	0.00	0.00	0.00	0.00
Nov 29	12:30 PM	15 min	18,613.89	5505.21	0.00	0.00	0.00	0.00	0.00	0.00	0.00	0.00
Nov 29	12:45 PM	15 min	25,427.82	7696.77	0.00	0.00	0.00	0.00	0.00	0.00	0.00	0.00
Nov 29	1:00 PM	15 min	36,146.35	10700.60	0.00	413.57	0.00	0.00	0.00	413.57	0.00	0.00
Nov 29	1:15 PM	15 min	49,458.43	13770.20	3,308.58	1073.94	0.00	0.00	3,308.58	1073.94	0.00	0.00
Nov 29	1:30 PM	15 min	60,703.15	16349.73	5,282.94	1062.85	0.00	0.00	5,282.94	1062.85	0.00	0.00
Nov 29	1:45 PM	15 min	70,094.70	19277.93	3,219.88	402.94	0.00	0.00	3,219.88	402.94	0.00	0.00
Nov 29	2:00 PM	15 min	84,128.75	22912.56	3.66	2.26	0.00	8.88	3.66	4.45	0.00	11.08
Nov 29	2:15 PM	15 min	99,171.75	25935.74	14.39	210.71	71.06	185.50	31.97	212.91	88.63	187.69
Nov 29	2:30 PM	15 min	108,314.20	27244.77	1,671.33	557.34	1,412.92	487.06	1,671.33	557.34	1,412.92	487.06
Nov 29	2:45 PM	15 min	109,643.98	27846.04	2,787.42	707.89	2,483.54	677.33	2,787.42	707.89	2,483.54	677.33
Nov 29	3:00 PM	15 min	113,124.34	28317.64	2,875.67	705.90	2,935.08	670.40	2,875.67	1402.60	2,935.08	1410.03
Nov 29	3:15 PM	15 min	113,416.81	28963.96	2,771.53	890.40	2,428.10	873.02	8,345.13	3293.98	8,345.13	3293.98
Nov 29	3:30 PM	15 min	118,294.87	30432.06	4,351.70	1269.96	4,556.05	1336.30	18,006.68	4084.95	18,006.68	4084.95
Nov 29	3:45 PM	6 min	125,161.58	12618.15	5,808.01	583.95	6,134.37	608.68	14,672.92	1342.47	14,672.92	1350.88
Nov 29	3:51 PM	0 min	127,201.42		5,871.01		6,039.17		12,176.58		12,344.73	

BLOCK 1 / 160 FOLSOM STREET

Quantitative Shading Calculations for Rincon Park

Analysis Run: 8/28/2015

Technician: AP

EXAMPLE	Existing Shading
EXAMPLE	No new shading from Project / Project Alternative
EXAMPLE	New Shading from Project / Project Alternative
EXAMPLE	No new shading from Project / Project Alternative + Cumulative
EXAMPLE	New Shading from Project / Project Alternative + Cumulative

Date	Start Time	Duration	Current Park Shading		New Shadow: Project @ 400'		New Shadow: Project @ 300'		New Shadow: Project @ 400' + Cumulative		New Shadow: Project @ 300' + Cumulative	
			Shadow Area (sf)	Shading (sfh)	Shadow Area (sf)	Shading (sfh)	Shadow Area (sf)	Shading (sfh)	Shadow Area (sf)	Shading (sfh)	Shadow Area (sf)	Shading (sfh)
Dec 6	8:11 AM	5 min	69,351.00	5287.18	0.00	0.00	0.00	0.00	0.00	0.00	0.00	0.00
Dec 6	8:15 AM	15 min	62,828.44	14732.74	0.00	0.00	0.00	0.00	0.00	0.00	0.00	0.00
Dec 6	8:30 AM	15 min	55,033.48	12082.55	0.00	0.00	0.00	0.00	0.00	0.00	0.00	0.00
Dec 6	8:45 AM	15 min	41,626.96	9508.93	0.00	0.00	0.00	0.00	0.00	0.00	0.00	0.00
Dec 6	9:00 AM	15 min	34,444.45	7621.33	0.00	0.00	0.00	0.00	0.00	0.00	0.00	0.00
Dec 6	9:15 AM	15 min	26,526.19	5879.47	0.00	0.00	0.00	0.00	0.00	0.00	0.00	0.00
Dec 6	9:30 AM	15 min	20,509.57	4817.98	0.00	0.00	0.00	0.00	0.00	0.00	0.00	0.00
Dec 6	9:45 AM	15 min	18,034.30	4352.64	0.00	0.00	0.00	0.00	0.00	0.00	0.00	0.00
Dec 6	10:00 AM	15 min	16,786.84	4136.52	0.00	0.00	0.00	0.00	0.00	0.00	0.00	0.00
Dec 6	10:15 AM	15 min	16,305.32	4071.40	0.00	0.00	0.00	0.00	0.00	0.00	0.00	0.00
Dec 6	10:30 AM	15 min	16,265.84	4069.22	0.00	0.00	0.00	0.00	0.00	0.00	0.00	0.00
Dec 6	10:45 AM	15 min	16,287.93	4080.46	0.00	0.00	0.00	0.00	0.00	0.00	0.00	0.00
Dec 6	11:00 AM	15 min	16,355.72	4100.74	0.00	0.00	0.00	0.00	0.00	0.00	0.00	0.00
Dec 6	11:15 AM	15 min	16,450.21	4127.11	0.00	0.00	0.00	0.00	0.00	0.00	0.00	0.00
Dec 6	11:30 AM	15 min	16,566.65	4158.58	0.00	0.00	0.00	0.00	0.00	0.00	0.00	0.00
Dec 6	11:45 AM	15 min	16,702.01	4195.35	0.00	0.00	0.00	0.00	0.00	0.00	0.00	0.00
Dec 6	12:00 PM	15 min	16,860.77	4237.54	0.00	0.00	0.00	0.00	0.00	0.00	0.00	0.00
Dec 6	12:15 PM	15 min	17,039.52	4568.28	0.00	0.00	0.00	0.00	0.00	0.00	0.00	0.00
Dec 6	12:30 PM	15 min	19,506.73	5856.45	0.00	0.00	0.00	0.00	0.00	0.00	0.00	0.00
Dec 6	12:45 PM	15 min	27,344.88	8316.14	0.00	0.00	0.00	0.00	0.00	0.00	0.00	0.00
Dec 6	1:00 PM	15 min	39,184.24	11527.36	0.02	591.62	0.00	0.00	0.02	591.62	0.00	0.00
Dec 6	1:15 PM	15 min	53,034.66	14453.47	4,732.96	1274.83	0.00	0.00	4,732.96	1274.83	0.00	0.00
Dec 6	1:30 PM	15 min	62,593.10	17126.02	5,465.65	1026.99	0.00	0.00	5,465.65	1026.99	0.00	0.00
Dec 6	1:45 PM	15 min	74,415.05	20472.65	2,750.30	343.79	0.00	0.00	2,750.30	343.79	0.00	0.00
Dec 6	2:00 PM	15 min	89,366.18	24226.47	0.02	0.00	0.00	0.00	0.02	0.00	0.00	0.00
Dec 6	2:15 PM	15 min	104,445.55	26883.91	0.00	110.74	0.00	76.00	0.00	110.74	0.00	76.00
Dec 6	2:30 PM	15 min	110,625.73	28390.98	885.92	358.76	607.98	300.53	885.92	358.76	607.98	300.53
Dec 6	2:45 PM	15 min	116,502.11	29332.45	1,984.14	514.14	1,796.24	503.33	1,984.14	514.14	1,796.24	503.33
Dec 6	3:00 PM	15 min	118,157.49	28888.37	2,129.01	384.93	2,230.44	374.05	2,129.01	421.63	2,230.44	434.31
Dec 6	3:15 PM	15 min	112,949.43	28766.58	950.47	489.16	761.99	487.05	1,244.06	2456.67	1,244.06	2456.67
Dec 6	3:30 PM	15 min	117,183.23	30129.67	2,962.80	935.77	3,134.42	987.02	18,409.27	4204.88	18,409.27	4204.88
Dec 6	3:45 PM	6 min	123,854.12	12510.61	4,523.35	466.37	4,761.77	480.54	15,229.74	1447.01	15,229.74	1447.01
Dec 6	3:51 PM	0 min	126,358.11		4,804.06		4,849.01		13,710.36		13,710.36	

BLOCK 1 / 160 FOLSOM STREET

Quantitative Shading Calculations for Rincon Park

Analysis Run: 8/28/2015

Technician: AP

EXAMPLE	Existing Shading
EXAMPLE	No new shading from Project / Project Alternative
EXAMPLE	New Shading from Project / Project Alternative
EXAMPLE	No new shading from Project / Project Alternative + Cumulative
EXAMPLE	New Shading from Project / Project Alternative + Cumulative

Date	Start Time	Duration	Current Park Shading		New Shadow: Project @ 400'		New Shadow: Project @ 300'		New Shadow: Project @ 400' + Cumulative		New Shadow: Project @ 300' + Cumulative	
			Shadow Area (sf)	Shading (sfh)	Shadow Area (sf)	Shading (sfh)	Shadow Area (sf)	Shading (sfh)	Shadow Area (sf)	Shading (sfh)	Shadow Area (sf)	Shading (sfh)
Dec 13	8:17 AM	13 min	69,288.56	13253.19	0.00	0.00	0.00	0.00	0.00	0.00	0.00	0.00
Dec 13	8:30 AM	15 min	51,195.02	12173.39	0.00	0.00	0.00	0.00	0.00	0.00	0.00	0.00
Dec 13	8:45 AM	15 min	46,192.13	10373.20	0.00	0.00	0.00	0.00	0.00	0.00	0.00	0.00
Dec 13	9:00 AM	15 min	36,793.49	8335.23	0.00	0.00	0.00	0.00	0.00	0.00	0.00	0.00
Dec 13	9:15 AM	15 min	29,888.39	6529.78	0.00	0.00	0.00	0.00	0.00	0.00	0.00	0.00
Dec 13	9:30 AM	15 min	22,349.89	5138.01	0.00	0.00	0.00	0.00	0.00	0.00	0.00	0.00
Dec 13	9:45 AM	15 min	18,754.17	4483.94	0.00	0.00	0.00	0.00	0.00	0.00	0.00	0.00
Dec 13	10:00 AM	15 min	17,117.31	4204.50	0.00	0.00	0.00	0.00	0.00	0.00	0.00	0.00
Dec 13	10:15 AM	15 min	16,518.68	4121.07	0.00	0.00	0.00	0.00	0.00	0.00	0.00	0.00
Dec 13	10:30 AM	15 min	16,449.92	4113.04	0.00	0.00	0.00	0.00	0.00	0.00	0.00	0.00
Dec 13	10:45 AM	15 min	16,454.37	4120.49	0.00	0.00	0.00	0.00	0.00	0.00	0.00	0.00
Dec 13	11:00 AM	15 min	16,509.55	4138.12	0.00	0.00	0.00	0.00	0.00	0.00	0.00	0.00
Dec 13	11:15 AM	15 min	16,595.39	4162.54	0.00	0.00	0.00	0.00	0.00	0.00	0.00	0.00
Dec 13	11:30 AM	15 min	16,704.94	4192.74	0.00	0.00	0.00	0.00	0.00	0.00	0.00	0.00
Dec 13	11:45 AM	15 min	16,836.99	4228.96	0.00	0.00	0.00	0.00	0.00	0.00	0.00	0.00
Dec 13	12:00 PM	15 min	16,994.68	4270.50	0.00	0.00	0.00	0.00	0.00	0.00	0.00	0.00
Dec 13	12:15 PM	15 min	17,169.32	4599.88	0.00	0.00	0.00	0.00	0.00	0.00	0.00	0.00
Dec 13	12:30 PM	15 min	19,629.71	5930.23	0.00	0.00	0.00	0.00	0.00	0.00	0.00	0.00
Dec 13	12:45 PM	15 min	27,812.13	8492.46	0.00	0.24	0.00	0.00	0.00	0.24	0.00	0.00
Dec 13	1:00 PM	15 min	40,127.52	11760.19	1.88	663.48	0.00	0.00	1.88	663.48	0.00	0.00
Dec 13	1:15 PM	15 min	53,954.01	14630.03	5,305.98	1364.51	0.00	0.00	5,305.98	1364.51	0.00	0.00
Dec 13	1:30 PM	15 min	63,086.24	17386.40	5,610.08	1053.22	0.00	0.00	5,610.08	1053.22	0.00	0.00
Dec 13	1:45 PM	15 min	76,004.93	20937.54	2,815.65	352.00	0.00	0.00	2,815.65	352.00	0.00	0.00
Dec 13	2:00 PM	15 min	91,495.41	24725.28	0.33	0.04	0.00	0.00	0.33	0.04	0.00	0.00
Dec 13	2:15 PM	15 min	106,306.85	27308.01	0.00	47.73	0.00	28.34	0.00	47.73	0.00	28.34
Dec 13	2:30 PM	15 min	112,157.24	29078.51	381.82	227.14	226.74	187.81	381.82	227.14	226.74	187.81
Dec 13	2:45 PM	15 min	120,470.86	30340.06	1,435.31	398.74	1,275.77	393.43	1,435.31	472.17	1,275.77	466.85
Dec 13	3:00 PM	15 min	122,249.59	29653.91	1,754.65	274.40	1,871.64	290.20	2,342.07	347.83	2,459.06	363.63
Dec 13	3:15 PM	15 min	114,981.66	28888.22	440.53	302.99	449.95	306.95	440.53	1945.04	449.95	1946.21
Dec 13	3:30 PM	15 min	116,124.14	29800.04	1,983.38	711.31	2,005.63	741.66	15,119.76	3893.96	15,119.76	3893.96
Dec 13	3:45 PM	6 min	122,276.16	12379.97	3,707.14	389.64	3,927.65	402.40	16,031.90	1532.32	16,031.90	1532.32
Dec 13	3:51 PM	0 min	125,323.26		4,085.69		4,120.43		14,614.53		14,614.53	

BLOCK 1 / 160 FOLSOM STREET

Quantitative Shading Calculations for Rincon Park

EXAMPLE	Existing Shading	EXAMPLE	No new shading from Project / Project Alternative
		EXAMPLE	New Shading from Project / Project Alternative

EXAMPLE	No new shading from Project / Project Alternative + Cumulative
EXAMPLE	New Shading from Project / Project Alternative + Cumulative

Analysis Run: 8/28/2015

Technician: AP

Date	Start Time	Duration	Current Park Shading		New Shadow: Project @ 400'		New Shadow: Project @ 300'		New Shadow: Project @ 400' + Cumulative		New Shadow: Project @ 300' + Cumulative	
			Shadow Area (sf)	Shading (sfh)	Shadow Area (sf)	Shading (sfh)	Shadow Area (sf)	Shading (sfh)	Shadow Area (sf)	Shading (sfh)	Shadow Area (sf)	Shading (sfh)
Dec 21	8:22 AM	8 min	69,493.77	8851.51	0.00	0.00	0.00	0.00	0.00	0.00	0.00	0.00
Dec 21	8:30 AM	15 min	56,956.37	13513.23	0.00	0.00	0.00	0.00	0.00	0.00	0.00	0.00
Dec 21	8:45 AM	15 min	51,149.50	11186.19	0.00	0.00	0.00	0.00	0.00	0.00	0.00	0.00
Dec 21	9:00 AM	15 min	38,340.03	8872.41	0.00	0.00	0.00	0.00	0.00	0.00	0.00	0.00
Dec 21	9:15 AM	15 min	32,639.23	7139.92	0.00	0.00	0.00	0.00	0.00	0.00	0.00	0.00
Dec 21	9:30 AM	15 min	24,480.10	5511.96	0.00	0.00	0.00	0.00	0.00	0.00	0.00	0.00
Dec 21	9:45 AM	15 min	19,615.55	4644.23	0.00	0.00	0.00	0.00	0.00	0.00	0.00	0.00
Dec 21	10:00 AM	15 min	17,538.32	4278.48	0.00	0.00	0.00	0.00	0.00	0.00	0.00	0.00
Dec 21	10:15 AM	15 min	16,689.50	4153.65	0.00	0.00	0.00	0.00	0.00	0.00	0.00	0.00
Dec 21	10:30 AM	15 min	16,539.71	4133.08	0.00	0.00	0.00	0.00	0.00	0.00	0.00	0.00
Dec 21	10:45 AM	15 min	16,524.92	4136.58	0.00	0.00	0.00	0.00	0.00	0.00	0.00	0.00
Dec 21	11:00 AM	15 min	16,567.75	4151.60	0.00	0.00	0.00	0.00	0.00	0.00	0.00	0.00
Dec 21	11:15 AM	15 min	16,645.03	4173.99	0.00	0.00	0.00	0.00	0.00	0.00	0.00	0.00
Dec 21	11:30 AM	15 min	16,746.91	4202.45	0.00	0.00	0.00	0.00	0.00	0.00	0.00	0.00
Dec 21	11:45 AM	15 min	16,872.70	4237.38	0.00	0.00	0.00	0.00	0.00	0.00	0.00	0.00
Dec 21	12:00 PM	15 min	17,026.37	4277.76	0.00	0.00	0.00	0.00	0.00	0.00	0.00	0.00
Dec 21	12:15 PM	15 min	17,195.71	4491.44	0.00	0.00	0.00	0.00	0.00	0.00	0.00	0.00
Dec 21	12:30 PM	15 min	18,735.82	5623.26	0.00	0.00	0.00	0.00	0.00	0.00	0.00	0.00
Dec 21	12:45 PM	15 min	26,250.27	8059.67	0.00	0.00	0.00	0.00	0.00	0.00	0.00	0.00
Dec 21	1:00 PM	15 min	38,227.05	11320.83	0.00	485.62	0.00	0.00	0.00	485.62	0.00	0.00
Dec 21	1:15 PM	15 min	52,339.60	14248.50	3,884.94	1221.68	0.00	0.00	3,884.94	1221.68	0.00	0.00
Dec 21	1:30 PM	15 min	61,648.37	16941.96	5,888.49	1174.99	0.00	0.00	5,888.49	1174.99	0.00	0.00
Dec 21	1:45 PM	15 min	73,887.35	20441.92	3,511.43	461.52	0.00	0.00	3,511.43	461.52	0.00	0.00
Dec 21	2:00 PM	15 min	89,647.98	24375.52	180.69	22.59	0.00	0.00	180.69	22.59	0.00	0.00
Dec 21	2:15 PM	15 min	105,356.15	27168.13	0.00	7.01	0.00	0.00	0.00	9.89	0.00	2.89
Dec 21	2:30 PM	15 min	111,988.85	28929.48	56.04	138.51	0.00	106.23	79.16	141.40	23.12	109.12
Dec 21	2:45 PM	15 min	119,446.98	30588.40	1,052.06	333.65	849.85	321.84	1,052.06	437.05	849.85	425.24
Dec 21	3:00 PM	15 min	125,260.26	30314.37	1,617.14	297.54	1,724.85	317.79	2,444.36	400.75	2,552.07	421.19
Dec 21	3:15 PM	15 min	117,254.67	29045.83	761.62	244.25	817.47	223.90	761.62	1207.80	817.47	1214.78
Dec 21	3:30 PM	15 min	115,111.95	29441.69	1,192.42	546.62	973.76	553.58	8,900.78	3237.17	8,900.78	3237.17
Dec 21	3:45 PM	10 min	120,421.59	20894.46	3,180.57	598.65	3,454.90	620.94	16,996.58	2691.91	16,996.58	2691.91
Dec 21	3:55 PM	0 min	125,395.57		3,862.33		3,850.28		14,672.91		14,672.91	

EXHIBIT J: SHADOW CALCULATIONS FOR TRANSBAY PARK

Shading area calculations taken every 15 minutes between one hour after sunrise to one hour prior to sunset, every seven days throughout the solar year.

Results displayed for: Existing conditions, Project (@ 400'), Project Alternative (@300'), Project + Cumulative Projects, Project Alternative + Cumulative Projects..

BLOCK 1 / 160 FOLSOM STREET

Quantitative Shading Calculations for Transbay Park

EXAMPLE	Existing Shading	EXAMPLE	No new shading from Project / Project Alternative	EXAMPLE	No new shading from Project / Project Alternative + Cumulative
		EXAMPLE	New Shading from Project / Project Alternative	EXAMPLE	New Shading from Project / Project Alternative + Cumulative

Analysis Run: 8/21/2015

Technician: AP

Date	Start Time	Duration	Current Park Shading		New Shadow: Project @ 400'		New Shadow: Project @ 300'		New Shadow: Project @ 400' + Cumulative		New Shadow: Project @ 300' + Cumulative	
			Shadow Area (sf)	Shading (sfh)	Shadow Area (sf)	Shading (sfh)	Shadow Area (sf)	Shading (sfh)	Shadow Area (sf)	Shading (sfh)	Shadow Area (sf)	Shading (sfh)
Jun 21	6:45 AM	12 min	24,971.49	5086.13	32,030.85	6314.34	32,030.85	6314.34	32,030.85	6314.34	32,030.85	6314.34
Jun 21	7:00 AM	15 min	25,889.77	5586.71	31,112.57	7704.08	31,112.57	7686.52	31,112.57	8079.73	31,112.57	8062.17
Jun 21	7:15 AM	15 min	18,803.94	3408.97	30,520.06	7585.23	30,379.60	7537.35	33,525.24	8594.41	33,384.78	8550.14
Jun 21	7:30 AM	15 min	8,467.78	1448.61	30,161.78	7567.22	29,919.18	7514.28	35,230.07	8641.15	35,016.33	8592.90
Jun 21	7:45 AM	15 min	3,121.07	773.57	30,375.97	7132.70	30,195.06	7101.90	33,899.14	7905.18	33,726.85	7875.46
Jun 21	8:00 AM	15 min	3,067.50	1031.76	26,685.60	6101.98	26,620.12	6097.43	29,342.31	6663.45	29,276.82	6658.90
Jun 21	8:15 AM	15 min	5,186.60	1675.87	22,130.22	4985.59	22,159.34	4990.74	23,965.29	5356.66	23,994.41	5361.82
Jun 21	8:30 AM	15 min	8,220.36	2362.17	17,754.46	3928.42	17,766.54	3896.40	18,888.03	4151.06	18,900.11	4119.04
Jun 21	8:45 AM	15 min	10,677.01	2552.26	13,672.88	2959.70	13,404.65	2830.90	14,320.45	3082.52	14,052.23	2953.72
Jun 21	9:00 AM	15 min	9,741.10	1987.46	10,004.74	2117.74	9,242.58	1844.98	10,339.70	2174.97	9,577.54	1902.21
Jun 21	9:15 AM	15 min	6,158.59	1197.42	6,937.19	1418.88	5,517.29	953.82	7,060.03	1437.36	5,640.13	972.29
Jun 21	9:30 AM	15 min	3,420.78	591.35	4,413.86	848.00	2,113.24	264.15	4,438.85	851.12	2,138.23	267.28
Jun 21	9:45 AM	15 min	1,310.06	163.76	2,370.11	370.13	0.00	0.00	2,370.11	370.13	0.00	0.00
Jun 21	10:00 AM	15 min	0.00	0.00	590.90	73.86	0.00	0.00	590.90	73.86	0.00	0.00
Jun 21	10:15 AM	15 min	0.00	0.00	0.00	0.00	0.00	0.00	0.00	0.00	0.00	0.00
Jun 21	10:30 AM	15 min	0.00	0.00	0.00	0.00	0.00	0.00	0.00	0.00	0.00	0.00
Jun 21	10:45 AM	15 min	0.00	0.00	0.00	0.00	0.00	0.00	0.00	0.00	0.00	0.00
Jun 21	11:00 AM	15 min	0.00	0.00	0.00	0.00	0.00	0.00	0.00	0.00	0.00	0.00
Jun 21	11:15 AM	15 min	0.00	0.00	0.00	0.00	0.00	0.00	0.00	0.00	0.00	0.00
Jun 21	11:30 AM	15 min	0.00	0.00	0.00	0.00	0.00	0.00	0.00	0.00	0.00	0.00
Jun 21	11:45 AM	15 min	0.00	0.00	0.00	0.00	0.00	0.00	0.00	0.00	0.00	0.00
Jun 21	12:00 PM	15 min	0.00	0.00	0.00	0.00	0.00	0.00	0.00	0.00	0.00	0.00
Jun 21	12:15 PM	15 min	0.00	0.00	0.00	0.00	0.00	0.00	0.00	0.00	0.00	0.00
Jun 21	12:30 PM	15 min	0.00	0.00	0.00	0.00	0.00	0.00	0.00	0.00	0.00	0.00
Jun 21	12:45 PM	15 min	0.00	0.00	0.00	0.00	0.00	0.00	0.00	0.00	0.00	0.00
Jun 21	1:00 PM	15 min	0.00	0.00	0.00	0.00	0.00	0.00	0.00	0.00	0.00	0.00
Jun 21	1:15 PM	15 min	0.00	0.00	0.00	0.00	0.00	0.00	0.00	0.00	0.00	0.00
Jun 21	1:30 PM	15 min	0.00	0.00	0.00	0.00	0.00	0.00	0.00	0.00	0.00	0.00
Jun 21	1:45 PM	15 min	0.00	0.00	0.00	0.00	0.00	0.00	0.00	0.00	0.00	0.00
Jun 21	2:00 PM	15 min	0.00	0.00	0.00	0.00	0.00	0.00	0.00	0.00	0.00	0.00
Jun 21	2:15 PM	15 min	0.00	0.00	0.00	0.00	0.00	0.00	0.00	0.00	0.00	0.00
Jun 21	2:30 PM	15 min	0.00	0.00	0.00	0.00	0.00	0.00	0.00	0.00	0.00	0.00
Jun 21	2:45 PM	15 min	0.00	0.00	0.00	0.00	0.00	0.00	0.00	0.00	0.00	0.00
Jun 21	3:00 PM	15 min	0.00	0.00	0.00	0.00	0.00	0.00	0.00	0.00	0.00	0.00
Jun 21	3:15 PM	15 min	0.00	104.07	0.00	0.00	0.00	0.00	0.00	0.01	0.00	0.01
Jun 21	3:30 PM	15 min	832.54	539.26	0.00	0.00	0.00	0.00	0.10	17.93	0.10	17.93
Jun 21	3:45 PM	15 min	3,481.52	1252.55	0.00	0.00	0.00	0.00	143.30	78.39	143.30	78.39
Jun 21	4:00 PM	15 min	6,538.91	2078.68	0.00	0.00	0.00	0.00	483.84	554.86	483.84	554.86
Jun 21	4:15 PM	15 min	10,090.51	3010.98	0.00	0.00	0.00	0.00	3,955.03	2289.56	3,955.03	2289.56
Jun 21	4:30 PM	15 min	13,997.35	4052.73	0.00	0.00	0.00	0.00	14,361.45	5107.69	14,361.45	5107.69
Jun 21	4:45 PM	15 min	18,424.49	5233.68	0.00	0.00	0.00	0.00	26,500.10	6728.20	26,500.10	6728.20
Jun 21	5:00 PM	15 min	23,444.94	6696.16	0.00	0.00	0.00	0.00	27,325.49	5799.87	27,325.49	5799.87
Jun 21	5:15 PM	15 min	30,124.33	8702.59	0.00	0.00	0.00	0.00	19,073.49	3750.60	19,073.49	3750.60
Jun 21	5:30 PM	15 min	39,496.38	11582.19	0.00	0.00	0.00	0.00	10,931.28	1666.05	10,931.28	1666.05
Jun 21	5:45 PM	15 min	53,161.10	13765.43	0.00	0.00	0.00	0.00	2,397.14	304.64	2,397.14	304.64
Jun 21	6:00 PM	15 min	56,962.32	14245.58	0.00	0.00	0.00	0.00	40.02	5.00	40.02	5.00
Jun 21	6:15 PM	15 min	57,002.34	14096.00	0.00	0.00	0.00	0.00	0.00	154.58	0.00	154.58
Jun 21	6:30 PM	15 min	55,765.69	13636.25	0.00	0.00	0.00	0.00	1,236.65	614.34	1,236.65	614.34
Jun 21	6:45 PM	15 min	53,324.27	13790.83	0.00	0.00	0.00	0.00	3,678.07	459.76	3,678.07	459.76
Jun 21	7:00 PM	15 min	57,002.34	14250.59	0.00	0.00	0.00	0.00	0.00	0.00	0.00	0.00
Jun 21	7:15 PM	15 min	57,002.34	14250.59	0.00	0.00	0.00	0.00	0.00	0.00	0.00	0.00
Jun 21	7:30 PM	5 min	57,002.34	5130.21	0.00	0.00	0.00	0.00	0.00	0.00	0.00	0.00
Jun 21	7:35 PM	0 min	57,002.34		0.00		0.00		0.00		0.00	

BLOCK 1 / 160 FOLSOM STREET

Quantitative Shading Calculations for Transbay Park

Analysis Run: 8/21/2015

Technician: AP

EXAMPLE	Existing Shading
EXAMPLE	No new shading from Project / Project Alternative
EXAMPLE	New Shading from Project / Project Alternative
EXAMPLE	No new shading from Project / Project Alternative + Cumulative
EXAMPLE	New Shading from Project / Project Alternative + Cumulative

Date	Start Time	Duration	Current Park Shading		New Shadow: Project @ 400'		New Shadow: Project @ 300'		New Shadow: Project @ 400' + Cumulative		New Shadow: Project @ 300' + Cumulative	
			Shadow Area (sf)	Shading (sfh)	Shadow Area (sf)	Shading (sfh)	Shadow Area (sf)	Shading (sfh)	Shadow Area (sf)	Shading (sfh)	Shadow Area (sf)	Shading (sfh)
Jun 28	6:50 AM	10 min	25,188.32	4345.81	31,814.01	5344.59	31,814.01	5344.59	31,814.01	5344.59	31,814.01	5344.59
Jun 28	7:00 AM	15 min	25,938.83	5865.69	31,063.51	7634.65	31,063.51	7618.14	31,063.51	7964.09	31,063.51	7947.58
Jun 28	7:15 AM	15 min	20,986.72	3846.78	30,013.70	7416.22	29,881.63	7375.55	32,649.19	8400.74	32,517.11	8363.77
Jun 28	7:30 AM	15 min	9,787.49	1686.96	29,316.08	7425.03	29,122.76	7377.38	34,556.74	8543.79	34,393.01	8501.16
Jun 28	7:45 AM	15 min	3,708.19	854.93	30,084.15	7114.39	29,896.26	7082.49	33,793.57	7928.32	33,616.29	7897.75
Jun 28	8:00 AM	15 min	3,131.24	1032.10	26,830.95	6145.17	26,763.65	6140.06	29,633.01	6738.14	29,565.71	6733.04
Jun 28	8:15 AM	15 min	5,125.52	1662.45	22,330.40	5032.90	22,356.85	5037.88	24,272.15	5426.57	24,298.60	5431.55
Jun 28	8:30 AM	15 min	8,174.10	2379.18	17,932.78	3970.55	17,946.19	3949.96	19,140.39	4208.94	19,153.79	4188.36
Jun 28	8:45 AM	15 min	10,859.33	2675.37	13,831.58	2994.34	13,653.49	2889.78	14,531.15	3128.07	14,353.06	3023.51
Jun 28	9:00 AM	15 min	10,543.65	2165.66	10,123.15	2142.88	9,464.75	1903.64	10,495.43	2207.07	9,835.03	1967.83
Jun 28	9:15 AM	15 min	6,781.67	1335.97	7,019.92	1436.44	5,764.37	1018.47	7,163.16	1458.61	5,907.61	1040.63
Jun 28	9:30 AM	15 min	3,906.10	698.26	4,471.62	865.08	2,383.35	297.92	4,505.69	869.34	2,417.43	302.18
Jun 28	9:45 AM	15 min	1,679.94	220.92	2,449.03	394.29	0.00	0.00	2,449.03	394.29	0.00	0.00
Jun 28	10:00 AM	15 min	87.40	10.93	705.26	88.16	0.00	0.00	705.26	88.16	0.00	0.00
Jun 28	10:15 AM	15 min	0.00	0.00	0.00	0.00	0.00	0.00	0.00	0.00	0.00	0.00
Jun 28	10:30 AM	15 min	0.00	0.00	0.00	0.00	0.00	0.00	0.00	0.00	0.00	0.00
Jun 28	10:45 AM	15 min	0.00	0.00	0.00	0.00	0.00	0.00	0.00	0.00	0.00	0.00
Jun 28	11:00 AM	15 min	0.00	0.00	0.00	0.00	0.00	0.00	0.00	0.00	0.00	0.00
Jun 28	11:15 AM	15 min	0.00	0.00	0.00	0.00	0.00	0.00	0.00	0.00	0.00	0.00
Jun 28	11:30 AM	15 min	0.00	0.00	0.00	0.00	0.00	0.00	0.00	0.00	0.00	0.00
Jun 28	11:45 AM	15 min	0.00	0.00	0.00	0.00	0.00	0.00	0.00	0.00	0.00	0.00
Jun 28	12:00 PM	15 min	0.00	0.00	0.00	0.00	0.00	0.00	0.00	0.00	0.00	0.00
Jun 28	12:15 PM	15 min	0.00	0.00	0.00	0.00	0.00	0.00	0.00	0.00	0.00	0.00
Jun 28	12:30 PM	15 min	0.00	0.00	0.00	0.00	0.00	0.00	0.00	0.00	0.00	0.00
Jun 28	12:45 PM	15 min	0.00	0.00	0.00	0.00	0.00	0.00	0.00	0.00	0.00	0.00
Jun 28	1:00 PM	15 min	0.00	0.00	0.00	0.00	0.00	0.00	0.00	0.00	0.00	0.00
Jun 28	1:15 PM	15 min	0.00	0.00	0.00	0.00	0.00	0.00	0.00	0.00	0.00	0.00
Jun 28	1:30 PM	15 min	0.00	0.00	0.00	0.00	0.00	0.00	0.00	0.00	0.00	0.00
Jun 28	1:45 PM	15 min	0.00	0.00	0.00	0.00	0.00	0.00	0.00	0.00	0.00	0.00
Jun 28	2:00 PM	15 min	0.00	0.00	0.00	0.00	0.00	0.00	0.00	0.00	0.00	0.00
Jun 28	2:15 PM	15 min	0.00	0.00	0.00	0.00	0.00	0.00	0.00	0.00	0.00	0.00
Jun 28	2:30 PM	15 min	0.00	0.00	0.00	0.00	0.00	0.00	0.00	0.00	0.00	0.00
Jun 28	2:45 PM	15 min	0.00	0.00	0.00	0.00	0.00	0.00	0.00	0.00	0.00	0.00
Jun 28	3:00 PM	15 min	0.00	0.00	0.00	0.00	0.00	0.00	0.00	0.00	0.00	0.00
Jun 28	3:15 PM	15 min	0.00	75.72	0.00	0.00	0.00	0.00	0.00	0.00	0.00	0.00
Jun 28	3:30 PM	15 min	605.75	471.85	0.00	0.00	0.00	0.00	0.00	12.54	0.00	12.54
Jun 28	3:45 PM	15 min	3,169.05	1173.50	0.00	0.00	0.00	0.00	100.28	63.82	100.28	63.82
Jun 28	4:00 PM	15 min	6,218.92	1997.28	0.00	0.00	0.00	0.00	410.24	426.95	410.24	426.95
Jun 28	4:15 PM	15 min	9,759.31	2925.10	0.00	0.00	0.00	0.00	3,005.39	2022.29	3,005.39	2022.29
Jun 28	4:30 PM	15 min	13,641.51	3963.14	0.00	0.00	0.00	0.00	13,172.95	4806.79	13,172.95	4806.79
Jun 28	4:45 PM	15 min	18,063.59	5142.98	0.00	0.00	0.00	0.00	25,281.38	6639.31	25,281.38	6639.31
Jun 28	5:00 PM	15 min	23,080.22	6567.66	0.00	0.00	0.00	0.00	27,833.12	6022.14	27,833.12	6022.14
Jun 28	5:15 PM	15 min	29,461.03	8522.32	0.00	0.00	0.00	0.00	20,344.00	4011.41	20,344.00	4011.41
Jun 28	5:30 PM	15 min	38,717.53	11354.21	0.00	0.00	0.00	0.00	11,747.29	1841.17	11,747.29	1841.17
Jun 28	5:45 PM	15 min	52,116.17	13630.64	0.00	0.00	0.00	0.00	2,982.04	381.93	2,982.04	381.93
Jun 28	6:00 PM	15 min	56,928.94	14241.41	0.00	0.00	0.00	0.00	73.40	9.17	73.40	9.17
Jun 28	6:15 PM	15 min	57,002.33	14150.99	0.00	0.00	0.00	0.00	0.00	99.59	0.00	99.59
Jun 28	6:30 PM	15 min	56,205.60	13693.54	0.00	0.00	0.00	0.00	796.74	557.04	796.74	557.04
Jun 28	6:45 PM	15 min	53,342.74	13793.13	0.00	0.00	0.00	0.00	3,659.60	457.45	3,659.60	457.45
Jun 28	7:00 PM	15 min	57,002.34	14250.59	0.00	0.00	0.00	0.00	0.00	0.00	0.00	0.00
Jun 28	7:15 PM	15 min	57,002.34	14250.59	0.00	0.00	0.00	0.00	0.00	0.00	0.00	0.00
Jun 28	7:30 PM	6 min	57,002.34	5700.23	0.00	0.00	0.00	0.00	0.00	0.00	0.00	0.00
Jun 28	7:36 PM	0 min	57,002.34		0.00		0.00		0.00		0.00	

BLOCK 1 / 160 FOLSOM STREET

Quantitative Shading Calculations for Transbay Park

EXAMPLE	Existing Shading	EXAMPLE	No new shading from Project / Project Alternative
		EXAMPLE	New Shading from Project / Project Alternative
EXAMPLE	No new shading from Project / Project Alternative + Cumulative		
EXAMPLE	New Shading from Project / Project Alternative + Cumulative		

Analysis Run: 8/21/2015

Technician: AP

Date	Start Time	Duration	Current Park Shading		New Shadow: Project @ 400'		New Shadow: Project @ 300'		New Shadow: Project @ 400' + Cumulative		New Shadow: Project @ 300' + Cumulative	
			Shadow Area (sf)	Shading (sfh)	Shadow Area (sf)	Shading (sfh)	Shadow Area (sf)	Shading (sfh)	Shadow Area (sf)	Shading (sfh)	Shadow Area (sf)	Shading (sfh)
Jul 5	6:54 AM	6 min	26,053.15	2636.41	30,949.17	3063.83	30,949.19	3063.83	30,949.17	3063.83	30,949.19	3063.83
Jul 5	7:00 AM	15 min	26,675.00	6495.38	30,327.33	7277.03	30,327.34	7274.12	30,327.33	7574.21	30,327.34	7571.30
Jul 5	7:15 AM	15 min	25,288.03	4711.30	27,888.90	6875.69	27,865.60	6860.82	30,266.38	7857.02	30,243.08	7844.29
Jul 5	7:30 AM	15 min	12,402.40	2189.04	27,116.65	6975.39	27,020.99	6942.20	32,589.76	8157.31	32,511.24	8128.23
Jul 5	7:45 AM	15 min	5,109.93	1081.54	28,686.44	6889.51	28,516.65	6861.76	32,668.74	7769.90	32,514.59	7744.13
Jul 5	8:00 AM	15 min	3,542.35	1131.72	26,429.63	6054.04	26,377.45	6049.61	29,490.48	6698.22	29,438.44	6693.80
Jul 5	8:15 AM	15 min	5,511.40	1773.15	22,002.68	4950.56	22,019.40	4953.79	24,095.27	5376.43	24,111.99	5379.66
Jul 5	8:30 AM	15 min	8,673.84	2550.49	17,601.78	3888.02	17,610.89	3882.01	18,916.15	4148.34	18,925.26	4142.33
Jul 5	8:45 AM	15 min	11,730.07	2986.66	13,502.38	2911.94	13,445.20	2847.65	14,270.56	3059.31	14,213.38	2995.02
Jul 5	9:00 AM	15 min	12,163.22	2522.97	9,793.10	2062.54	9,335.99	1886.37	10,203.90	2135.26	9,746.78	1959.09
Jul 5	9:15 AM	15 min	8,020.56	1613.70	6,707.22	1361.64	5,755.01	1029.73	6,878.17	1388.55	5,925.95	1056.64
Jul 5	9:30 AM	15 min	4,889.04	917.19	4,185.86	894.47	2,482.81	310.44	4,230.20	810.02	2,527.15	315.98
Jul 5	9:45 AM	15 min	2,448.47	380.43	2,249.92	369.78	0.72	0.09	2,249.92	369.78	0.72	0.09
Jul 5	10:00 AM	15 min	594.93	74.37	708.32	88.54	0.00	0.00	708.32	88.54	0.00	0.00
Jul 5	10:15 AM	15 min	0.00	0.00	0.00	0.00	0.00	0.00	0.00	0.00	0.00	0.00
Jul 5	10:30 AM	15 min	0.00	0.00	0.00	0.00	0.00	0.00	0.00	0.00	0.00	0.00
Jul 5	10:45 AM	15 min	0.00	0.00	0.00	0.00	0.00	0.00	0.00	0.00	0.00	0.00
Jul 5	11:00 AM	15 min	0.00	0.00	0.00	0.00	0.00	0.00	0.00	0.00	0.00	0.00
Jul 5	11:15 AM	15 min	0.00	0.00	0.00	0.00	0.00	0.00	0.00	0.00	0.00	0.00
Jul 5	11:30 AM	15 min	0.00	0.00	0.00	0.00	0.00	0.00	0.00	0.00	0.00	0.00
Jul 5	11:45 AM	15 min	0.00	0.00	0.00	0.00	0.00	0.00	0.00	0.00	0.00	0.00
Jul 5	12:00 PM	15 min	0.00	0.00	0.00	0.00	0.00	0.00	0.00	0.00	0.00	0.00
Jul 5	12:15 PM	15 min	0.00	0.00	0.00	0.00	0.00	0.00	0.00	0.00	0.00	0.00
Jul 5	12:30 PM	15 min	0.00	0.00	0.00	0.00	0.00	0.00	0.00	0.00	0.00	0.00
Jul 5	12:45 PM	15 min	0.00	0.00	0.00	0.00	0.00	0.00	0.00	0.00	0.00	0.00
Jul 5	1:00 PM	15 min	0.00	0.00	0.00	0.00	0.00	0.00	0.00	0.00	0.00	0.00
Jul 5	1:15 PM	15 min	0.00	0.00	0.00	0.00	0.00	0.00	0.00	0.00	0.00	0.00
Jul 5	1:30 PM	15 min	0.00	0.00	0.00	0.00	0.00	0.00	0.00	0.00	0.00	0.00
Jul 5	1:45 PM	15 min	0.00	0.00	0.00	0.00	0.00	0.00	0.00	0.00	0.00	0.00
Jul 5	2:00 PM	15 min	0.00	0.00	0.00	0.00	0.00	0.00	0.00	0.00	0.00	0.00
Jul 5	2:15 PM	15 min	0.00	0.00	0.00	0.00	0.00	0.00	0.00	0.00	0.00	0.00
Jul 5	2:30 PM	15 min	0.00	0.00	0.00	0.00	0.00	0.00	0.00	0.00	0.00	0.00
Jul 5	2:45 PM	15 min	0.00	0.00	0.00	0.00	0.00	0.00	0.00	0.00	0.00	0.00
Jul 5	3:00 PM	15 min	0.00	0.00	0.00	0.00	0.00	0.00	0.00	0.00	0.00	0.00
Jul 5	3:15 PM	15 min	0.00	45.43	0.00	0.00	0.00	0.00	0.00	0.00	0.00	0.00
Jul 5	3:30 PM	15 min	363.48	400.28	0.00	0.00	0.00	0.00	0.00	5.27	0.00	5.27
Jul 5	3:45 PM	15 min	2,838.74	1096.61	0.00	0.00	0.00	0.00	42.17	41.85	42.17	41.85
Jul 5	4:00 PM	15 min	5,934.10	1930.56	0.00	0.00	0.00	0.00	292.62	285.20	292.62	285.20
Jul 5	4:15 PM	15 min	9,510.35	2868.94	0.00	0.00	0.00	0.00	1,989.01	1733.57	1,989.01	1733.57
Jul 5	4:30 PM	15 min	13,441.19	3921.94	0.00	0.00	0.00	0.00	11,879.56	4406.73	11,879.56	4406.73
Jul 5	4:45 PM	15 min	17,934.33	5120.47	0.00	0.00	0.00	0.00	23,374.26	6357.09	23,374.26	6357.09
Jul 5	5:00 PM	15 min	23,029.46	6538.27	0.00	0.00	0.00	0.00	27,482.42	6176.65	27,482.42	6176.65
Jul 5	5:15 PM	15 min	29,276.70	8497.27	0.00	0.00	0.00	0.00	21,930.76	4286.24	21,930.76	4286.24
Jul 5	5:30 PM	15 min	38,701.44	11312.32	0.00	0.00	0.00	0.00	12,359.12	1929.58	12,359.12	1929.58
Jul 5	5:45 PM	15 min	51,797.10	13586.52	0.00	0.00	0.00	0.00	3,077.49	398.10	3,077.49	398.10
Jul 5	6:00 PM	15 min	56,895.02	14237.17	0.00	0.00	0.00	0.00	107.32	13.41	107.32	13.41
Jul 5	6:15 PM	15 min	57,002.34	14218.03	0.00	0.00	0.00	0.00	0.00	32.56	0.00	32.56
Jul 5	6:30 PM	15 min	56,741.88	13895.97	0.00	0.00	0.00	0.00	260.46	354.62	260.46	354.62
Jul 5	6:45 PM	15 min	54,425.85	13928.52	0.00	0.00	0.00	0.00	2,576.49	322.06	2,576.49	322.06
Jul 5	7:00 PM	15 min	57,002.34	14250.59	0.00	0.00	0.00	0.00	0.00	0.00	0.00	0.00
Jul 5	7:15 PM	15 min	57,002.34	14250.59	0.00	0.00	0.00	0.00	0.00	0.00	0.00	0.00
Jul 5	7:30 PM	5 min	57,002.34	5130.21	0.00	0.00	0.00	0.00	0.00	0.00	0.00	0.00
Jul 5	7:35 PM	0 min	57,002.34		0.00		0.00		0.00		0.00	

BLOCK 1 / 160 FOLSOM STREET

Quantitative Shading Calculations for Transbay Park

Analysis Run: 8/21/2015

Technician: AP

EXAMPLE	Existing Shading	EXAMPLE	No new shading from Project / Project Alternative
		EXAMPLE	New Shading from Project / Project Alternative
EXAMPLE	No new shading from Project / Project Alternative + Cumulative		
EXAMPLE	New Shading from Project / Project Alternative + Cumulative		

Date	Start Time	Duration	Current Park Shading		New Shadow: Project @ 400'		New Shadow: Project @ 300'		New Shadow: Project @ 400' + Cumulative		New Shadow: Project @ 300' + Cumulative	
			Shadow Area (sf)	Shading (sfh)	Shadow Area (sf)	Shading (sfh)	Shadow Area (sf)	Shading (sfh)	Shadow Area (sf)	Shading (sfh)	Shadow Area (sf)	Shading (sfh)
Jul 12	6:58 AM	2 min	28,705.86	1149.97	28,296.47	1129.46	28,296.48	1129.46	28,296.47	1130.13	28,296.48	1130.13
Jul 12	7:00 AM	15 min	28,792.49	7385.97	28,176.72	6534.23	28,176.73	6536.68	28,209.83	6852.14	28,209.84	6854.59
Jul 12	7:15 AM	15 min	30,295.27	5876.50	24,097.14	5961.68	24,116.73	5970.01	26,607.28	6976.83	26,626.88	6986.45
Jul 12	7:30 AM	15 min	16,716.69	3039.17	23,596.26	6199.40	23,643.39	6195.02	29,207.38	7455.90	29,264.72	7485.39
Jul 12	7:45 AM	15 min	7,596.64	1498.89	25,998.96	6437.51	25,916.77	6419.90	30,439.85	7413.74	30,378.41	7399.11
Jul 12	8:00 AM	15 min	4,394.44	1348.09	25,501.13	5841.93	25,442.45	5834.15	28,870.10	6544.49	28,814.43	6537.09
Jul 12	8:15 AM	15 min	6,390.24	2022.62	21,234.28	4754.71	21,230.76	4753.79	23,485.78	5213.37	23,482.26	5212.45
Jul 12	8:30 AM	15 min	9,790.68	2891.59	16,803.42	3691.27	16,799.58	3687.42	18,221.19	3978.34	18,217.35	3969.49
Jul 12	8:45 AM	15 min	13,342.03	3485.57	12,726.77	2722.82	12,699.81	2695.87	13,565.49	2884.40	13,538.53	2857.45
Jul 12	9:00 AM	15 min	14,542.52	3061.17	9,055.77	1886.62	8,867.17	1787.31	9,509.68	1973.29	9,321.08	1873.97
Jul 12	9:15 AM	15 min	9,946.88	2043.71	6,037.18	1204.55	5,431.28	979.64	6,276.62	1239.72	5,670.72	1014.81
Jul 12	9:30 AM	15 min	6,402.80	1258.33	3,599.20	672.47	2,405.81	302.82	3,641.16	677.71	2,447.77	308.07
Jul 12	9:45 AM	15 min	3,663.85	646.35	1,780.53	291.91	16.76	2.10	1,780.53	291.91	16.76	2.10
Jul 12	10:00 AM	15 min	1,506.98	190.25	554.75	69.34	0.00	0.00	554.75	69.34	0.00	0.00
Jul 12	10:15 AM	15 min	15.01	1.88	0.00	0.00	0.00	0.00	0.00	0.00	0.00	0.00
Jul 12	10:30 AM	15 min	0.00	0.00	0.00	0.00	0.00	0.00	0.00	0.00	0.00	0.00
Jul 12	10:45 AM	15 min	0.00	0.00	0.00	0.00	0.00	0.00	0.00	0.00	0.00	0.00
Jul 12	11:00 AM	15 min	0.00	0.00	0.00	0.00	0.00	0.00	0.00	0.00	0.00	0.00
Jul 12	11:15 AM	15 min	0.00	0.00	0.00	0.00	0.00	0.00	0.00	0.00	0.00	0.00
Jul 12	11:30 AM	15 min	0.00	0.00	0.00	0.00	0.00	0.00	0.00	0.00	0.00	0.00
Jul 12	11:45 AM	15 min	0.00	0.00	0.00	0.00	0.00	0.00	0.00	0.00	0.00	0.00
Jul 12	12:00 PM	15 min	0.00	0.00	0.00	0.00	0.00	0.00	0.00	0.00	0.00	0.00
Jul 12	12:15 PM	15 min	0.00	0.00	0.00	0.00	0.00	0.00	0.00	0.00	0.00	0.00
Jul 12	12:30 PM	15 min	0.00	0.00	0.00	0.00	0.00	0.00	0.00	0.00	0.00	0.00
Jul 12	12:45 PM	15 min	0.00	0.00	0.00	0.00	0.00	0.00	0.00	0.00	0.00	0.00
Jul 12	1:00 PM	15 min	0.00	0.00	0.00	0.00	0.00	0.00	0.00	0.00	0.00	0.00
Jul 12	1:15 PM	15 min	0.00	0.00	0.00	0.00	0.00	0.00	0.00	0.00	0.00	0.00
Jul 12	1:30 PM	15 min	0.00	0.00	0.00	0.00	0.00	0.00	0.00	0.00	0.00	0.00
Jul 12	1:45 PM	15 min	0.00	0.00	0.00	0.00	0.00	0.00	0.00	0.00	0.00	0.00
Jul 12	2:00 PM	15 min	0.00	0.00	0.00	0.00	0.00	0.00	0.00	0.00	0.00	0.00
Jul 12	2:15 PM	15 min	0.00	0.00	0.00	0.00	0.00	0.00	0.00	0.00	0.00	0.00
Jul 12	2:30 PM	15 min	0.00	0.00	0.00	0.00	0.00	0.00	0.00	0.00	0.00	0.00
Jul 12	2:45 PM	15 min	0.00	0.00	0.00	0.00	0.00	0.00	0.00	0.00	0.00	0.00
Jul 12	3:00 PM	15 min	0.00	0.00	0.00	0.00	0.00	0.00	0.00	0.00	0.00	0.00
Jul 12	3:15 PM	15 min	0.00	17.13	0.00	0.00	0.00	0.00	0.00	0.00	0.00	0.00
Jul 12	3:30 PM	15 min	137.03	328.86	0.00	0.00	0.00	0.00	0.00	0.30	0.00	0.30
Jul 12	3:45 PM	15 min	2,493.88	1022.58	0.00	0.00	0.00	0.00	2.41	20.40	2.41	20.40
Jul 12	4:00 PM	15 min	5,686.75	1879.12	0.00	0.00	0.00	0.00	160.81	143.15	160.81	143.15
Jul 12	4:15 PM	15 min	9,346.18	2844.06	0.00	0.00	0.00	0.00	984.40	1413.07	984.40	1413.07
Jul 12	4:30 PM	15 min	13,406.27	3932.47	0.00	0.00	0.00	0.00	10,320.17	3863.94	10,320.17	3863.94
Jul 12	4:45 PM	15 min	18,053.48	5171.76	0.00	0.00	0.00	0.00	20,591.38	5800.80	20,591.38	5800.80
Jul 12	5:00 PM	15 min	23,320.59	6614.72	0.00	0.00	0.00	0.00	25,815.06	6105.59	25,815.06	6105.59
Jul 12	5:15 PM	15 min	29,597.15	8639.53	0.00	0.00	0.00	0.00	23,029.65	4511.51	23,029.65	4511.51
Jul 12	5:30 PM	15 min	39,519.10	11392.98	0.00	0.00	0.00	0.00	13,062.40	2046.10	13,062.40	2046.10
Jul 12	5:45 PM	15 min	51,624.71	13561.53	0.00	0.00	0.00	0.00	3,306.42	430.16	3,306.42	430.16
Jul 12	6:00 PM	15 min	56,867.51	14233.73	0.00	0.00	0.00	0.00	134.83	16.85	134.83	16.85
Jul 12	6:15 PM	15 min	57,002.34	14250.59	0.00	0.00	0.00	0.00	0.00	0.00	0.00	0.00
Jul 12	6:30 PM	15 min	57,002.34	14130.53	0.00	0.00	0.00	0.00	0.00	120.06	0.00	120.06
Jul 12	6:45 PM	15 min	56,041.88	14130.53	0.00	0.00	0.00	0.00	960.46	120.06	960.46	120.06
Jul 12	7:00 PM	15 min	57,002.34	14250.59	0.00	0.00	0.00	0.00	0.00	0.00	0.00	0.00
Jul 12	7:15 PM	15 min	57,002.34	14250.59	0.00	0.00	0.00	0.00	0.00	0.00	0.00	0.00
Jul 12	7:30 PM	2 min	57,002.34	2280.09	0.00	0.00	0.00	0.00	0.00	0.00	0.00	0.00
Jul 12	7:32 PM	0 min	57,002.34		0.00		0.00		0.00		0.00	

BLOCK 1 / 160 FOLSOM STREET

Quantitative Shading Calculations for Transbay Park

Analysis Run: 8/21/2015

Technician: AP

EXAMPLE	Existing Shading	EXAMPLE	No new shading from Project / Project Alternative
		EXAMPLE	New Shading from Project / Project Alternative

EXAMPLE	No new shading from Project / Project Alternative + Cumulative
EXAMPLE	New Shading from Project / Project Alternative + Cumulative

Date	Start Time	Duration	Current Park Shading		New Shadow: Project @ 400'		New Shadow: Project @ 300'		New Shadow: Project @ 400' + Cumulative		New Shadow: Project @ 300' + Cumulative	
			Shadow Area (sf)	Shading (sfh)	Shadow Area (sf)	Shading (sfh)	Shadow Area (sf)	Shading (sfh)	Shadow Area (sf)	Shading (sfh)	Shadow Area (sf)	Shading (sfh)
Jul 19	7:03 AM	12 min	33,620.26	6871.75	22,987.53	4181.69	22,987.54	4181.70	23,382.07	4528.58	23,382.08	4528.58
Jul 19	7:15 AM	15 min	35,097.25	7232.65	18,829.41	4693.83	18,829.41	4700.03	21,903.72	5816.60	21,903.72	5827.03
Jul 19	7:30 AM	15 min	22,763.95	4273.56	18,721.24	5096.91	18,770.79	5097.68	24,629.08	6441.59	24,712.48	6450.02
Jul 19	7:45 AM	15 min	11,424.53	2194.49	22,054.05	5736.84	22,010.61	5723.66	26,903.63	6793.41	26,887.72	6784.74
Jul 19	8:00 AM	15 min	6,131.42	1747.09	23,840.69	5497.49	23,778.64	5485.73	27,443.69	6246.14	27,390.23	6235.46
Jul 19	8:15 AM	15 min	7,845.34	2431.65	20,139.24	4474.19	20,107.20	4466.56	22,525.45	4958.89	22,493.42	4951.26
Jul 19	8:30 AM	15 min	11,607.88	3418.64	15,654.26	3403.99	15,625.30	3395.25	17,145.66	3699.18	17,116.69	3690.44
Jul 19	8:45 AM	15 min	15,741.26	4168.63	11,577.67	2447.24	11,536.69	2437.73	12,447.78	2616.89	12,406.80	2607.39
Jul 19	9:00 AM	15 min	17,607.76	3782.27	8,000.21	1637.20	7,965.17	1599.67	8,487.38	1738.24	8,452.34	1700.71
Jul 19	9:15 AM	15 min	12,650.37	2640.79	5,097.42	988.08	4,832.22	867.13	5,418.56	1037.27	5,153.35	916.32
Jul 19	9:30 AM	15 min	8,475.92	1728.12	2,807.21	497.70	2,104.84	265.28	2,879.58	506.75	2,177.21	274.33
Jul 19	9:45 AM	15 min	5,349.01	1025.55	1,174.39	180.85	17.42	2.18	1,174.39	180.85	17.42	2.18
Jul 19	10:00 AM	15 min	2,855.38	468.39	272.40	34.05	0.00	0.00	272.40	34.05	0.00	0.00
Jul 19	10:15 AM	15 min	891.76	111.47	0.00	0.00	0.00	0.00	0.00	0.00	0.00	0.00
Jul 19	10:30 AM	15 min	0.00	0.00	0.00	0.00	0.00	0.00	0.00	0.00	0.00	0.00
Jul 19	10:45 AM	15 min	0.00	0.00	0.00	0.00	0.00	0.00	0.00	0.00	0.00	0.00
Jul 19	11:00 AM	15 min	0.00	0.00	0.00	0.00	0.00	0.00	0.00	0.00	0.00	0.00
Jul 19	11:15 AM	15 min	0.00	0.00	0.00	0.00	0.00	0.00	0.00	0.00	0.00	0.00
Jul 19	11:30 AM	15 min	0.00	0.00	0.00	0.00	0.00	0.00	0.00	0.00	0.00	0.00
Jul 19	11:45 AM	15 min	0.00	0.00	0.00	0.00	0.00	0.00	0.00	0.00	0.00	0.00
Jul 19	12:00 PM	15 min	0.00	0.00	0.00	0.00	0.00	0.00	0.00	0.00	0.00	0.00
Jul 19	12:15 PM	15 min	0.00	0.00	0.00	0.00	0.00	0.00	0.00	0.00	0.00	0.00
Jul 19	12:30 PM	15 min	0.00	0.00	0.00	0.00	0.00	0.00	0.00	0.00	0.00	0.00
Jul 19	12:45 PM	15 min	0.00	0.00	0.00	0.00	0.00	0.00	0.00	0.00	0.00	0.00
Jul 19	1:00 PM	15 min	0.00	0.00	0.00	0.00	0.00	0.00	0.00	0.00	0.00	0.00
Jul 19	1:15 PM	15 min	0.00	0.00	0.00	0.00	0.00	0.00	0.00	0.00	0.00	0.00
Jul 19	1:30 PM	15 min	0.00	0.00	0.00	0.00	0.00	0.00	0.00	0.00	0.00	0.00
Jul 19	1:45 PM	15 min	0.00	0.00	0.00	0.00	0.00	0.00	0.00	0.00	0.00	0.00
Jul 19	2:00 PM	15 min	0.00	0.00	0.00	0.00	0.00	0.00	0.00	0.00	0.00	0.00
Jul 19	2:15 PM	15 min	0.00	0.00	0.00	0.00	0.00	0.00	0.00	0.00	0.00	0.00
Jul 19	2:30 PM	15 min	0.00	0.00	0.00	0.00	0.00	0.00	0.00	0.00	0.00	0.00
Jul 19	2:45 PM	15 min	0.00	0.00	0.00	0.00	0.00	0.00	0.00	0.00	0.00	0.00
Jul 19	3:00 PM	15 min	0.00	0.00	0.00	0.00	0.00	0.00	0.00	0.00	0.00	0.00
Jul 19	3:15 PM	15 min	0.00	22.15	0.00	0.00	0.00	0.00	0.00	0.00	0.00	0.00
Jul 19	3:30 PM	15 min	177.19	292.54	0.00	0.00	0.00	0.00	0.00	0.00	0.00	0.00
Jul 19	3:45 PM	15 min	2,163.16	954.44	0.00	0.00	0.00	0.00	0.00	6.32	0.00	6.32
Jul 19	4:00 PM	15 min	5,472.39	1842.30	0.00	0.00	0.00	0.00	50.56	45.62	50.56	45.62
Jul 19	4:15 PM	15 min	9,266.00	2851.24	0.00	0.00	0.00	0.00	314.38	1059.70	314.38	1059.70
Jul 19	4:30 PM	15 min	13,543.96	3996.91	0.00	0.00	0.00	0.00	8,163.22	3184.31	8,163.22	3184.31
Jul 19	4:45 PM	15 min	18,431.36	5300.40	0.00	0.00	0.00	0.00	17,311.28	5074.06	17,311.28	5074.06
Jul 19	5:00 PM	15 min	23,971.84	6803.61	0.00	0.00	0.00	0.00	23,281.21	5634.54	23,281.21	5634.54
Jul 19	5:15 PM	15 min	30,457.03	8949.95	0.00	0.00	0.00	0.00	21,795.15	4321.09	21,795.15	4321.09
Jul 19	5:30 PM	15 min	41,142.54	11585.60	0.00	0.00	0.00	0.00	12,773.61	2090.95	12,773.61	2090.95
Jul 19	5:45 PM	15 min	51,542.23	13549.95	0.00	0.00	0.00	0.00	3,953.97	503.37	3,953.97	503.37
Jul 19	6:00 PM	15 min	56,857.36	14232.46	0.00	0.00	0.00	0.00	72.95	9.12	72.95	9.12
Jul 19	6:15 PM	15 min	57,002.34	14250.58	0.00	0.00	0.00	0.00	0.00	0.00	0.00	0.00
Jul 19	6:30 PM	15 min	57,002.33	14250.42	0.00	0.00	0.00	0.00	0.00	0.17	0.00	0.17
Jul 19	6:45 PM	15 min	57,001.01	14250.42	0.00	0.00	0.00	0.00	1.33	0.17	1.33	0.17
Jul 19	7:00 PM	15 min	57,002.34	14250.59	0.00	0.00	0.00	0.00	0.00	0.00	0.00	0.00
Jul 19	7:15 PM	14 min	57,002.34	13680.56	0.00	0.00	0.00	0.00	0.00	0.00	0.00	0.00
Jul 19	7:29 PM	0 min	57,002.34		0.00		0.00		0.00		0.00	

BLOCK 1 / 160 FOLSOM STREET

Quantitative Shading Calculations for Transbay Park

Analysis Run: 8/21/2015

Technician: AP

EXAMPLE	Existing Shading	EXAMPLE	No new shading from Project / Project Alternative
		EXAMPLE	New Shading from Project / Project Alternative
EXAMPLE	No new shading from Project / Project Alternative + Cumulative		
EXAMPLE	New Shading from Project / Project Alternative + Cumulative		

Date	Start Time	Duration	Current Park Shading		New Shadow: Project @ 400'		New Shadow: Project @ 300'		New Shadow: Project @ 400' + Cumulative		New Shadow: Project @ 300' + Cumulative	
			Shadow Area (sf)	Shading (sfh)	Shadow Area (sf)	Shading (sfh)	Shadow Area (sf)	Shading (sfh)	Shadow Area (sf)	Shading (sfh)	Shadow Area (sf)	Shading (sfh)
Jul 26	7:09 AM	6 min	39,390.24	3984.44	15,313.94	1453.00	15,313.95	1452.54	17,612.09	1715.79	17,612.10	1715.79
Jul 26	7:15 AM	15 min	40,298.54	8889.17	13,745.99	3267.55	13,736.84	3264.63	16,703.80	4406.63	16,703.80	4410.09
Jul 26	7:30 AM	15 min	30,814.82	5949.69	12,394.40	3687.93	12,380.19	3679.45	18,549.26	5086.01	18,576.90	5087.63
Jul 26	7:45 AM	15 min	16,782.74	3230.71	17,109.00	4819.81	17,055.38	4805.35	22,138.83	5908.40	22,124.12	5900.45
Jul 26	8:00 AM	15 min	9,062.91	2381.65	21,449.50	5040.35	21,387.43	5024.82	25,128.35	5807.82	25,079.51	5793.95
Jul 26	8:15 AM	15 min	9,990.31	3028.82	18,873.26	4150.00	18,811.12	4135.55	21,334.20	4645.91	21,272.06	4631.46
Jul 26	8:30 AM	15 min	14,240.23	4168.46	14,326.74	3063.81	14,273.28	3050.98	15,833.12	3348.72	15,779.65	3335.88
Jul 26	8:45 AM	15 min	19,107.42	5100.64	10,183.76	2115.17	10,135.55	2104.80	10,956.60	2270.63	10,907.40	2260.26
Jul 26	9:00 AM	15 min	21,697.72	4775.06	6,737.63	1343.22	6,703.83	1334.52	7,208.47	1443.49	7,174.67	1434.79
Jul 26	9:15 AM	15 min	16,502.77	3466.47	4,008.14	741.86	3,972.33	697.21	4,339.45	815.86	4,303.64	771.21
Jul 26	9:30 AM	15 min	11,228.96	2339.95	1,926.72	311.78	1,605.33	201.18	2,187.46	347.11	1,866.07	236.50
Jul 26	9:45 AM	15 min	7,490.65	1519.71	567.53	74.58	4.08	0.51	589.39	79.89	25.93	5.82
Jul 26	10:00 AM	15 min	4,667.03	874.82	29.11	3.64	0.00	0.00	49.70	6.21	20.59	2.57
Jul 26	10:15 AM	15 min	2,331.54	346.81	0.00	0.00	0.00	0.00	0.00	0.00	0.00	0.00
Jul 26	10:30 AM	15 min	442.92	55.37	0.00	0.00	0.00	0.00	0.00	0.00	0.00	0.00
Jul 26	10:45 AM	15 min	0.00	0.00	0.00	0.00	0.00	0.00	0.00	0.00	0.00	0.00
Jul 26	11:00 AM	15 min	0.00	0.00	0.00	0.00	0.00	0.00	0.00	0.00	0.00	0.00
Jul 26	11:15 AM	15 min	0.00	0.00	0.00	0.00	0.00	0.00	0.00	0.00	0.00	0.00
Jul 26	11:30 AM	15 min	0.00	0.00	0.00	0.00	0.00	0.00	0.00	0.00	0.00	0.00
Jul 26	11:45 AM	15 min	0.00	0.00	0.00	0.00	0.00	0.00	0.00	0.00	0.00	0.00
Jul 26	12:00 PM	15 min	0.00	0.00	0.00	0.00	0.00	0.00	0.00	0.00	0.00	0.00
Jul 26	12:15 PM	15 min	0.00	0.00	0.00	0.00	0.00	0.00	0.00	0.00	0.00	0.00
Jul 26	12:30 PM	15 min	0.00	0.00	0.00	0.00	0.00	0.00	0.00	0.00	0.00	0.00
Jul 26	12:45 PM	15 min	0.00	0.00	0.00	0.00	0.00	0.00	0.00	0.00	0.00	0.00
Jul 26	1:00 PM	15 min	0.00	0.00	0.00	0.00	0.00	0.00	0.00	0.00	0.00	0.00
Jul 26	1:15 PM	15 min	0.00	0.00	0.00	0.00	0.00	0.00	0.00	0.00	0.00	0.00
Jul 26	1:30 PM	15 min	0.00	0.00	0.00	0.00	0.00	0.00	0.00	0.00	0.00	0.00
Jul 26	1:45 PM	15 min	0.00	0.00	0.00	0.00	0.00	0.00	0.00	0.00	0.00	0.00
Jul 26	2:00 PM	15 min	0.00	0.00	0.00	0.00	0.00	0.00	0.00	0.00	0.00	0.00
Jul 26	2:15 PM	15 min	0.00	0.00	0.00	0.00	0.00	0.00	0.00	0.00	0.00	0.00
Jul 26	2:30 PM	15 min	0.00	0.00	0.00	0.00	0.00	0.00	0.00	0.00	0.00	0.00
Jul 26	2:45 PM	15 min	0.00	0.00	0.00	0.00	0.00	0.00	0.00	0.00	0.00	0.00
Jul 26	3:00 PM	15 min	0.00	11.04	0.00	0.00	0.00	0.00	0.00	0.00	0.00	0.00
Jul 26	3:15 PM	15 min	88.34	47.73	0.00	0.00	0.00	0.00	0.00	0.00	0.00	0.00
Jul 26	3:30 PM	15 min	293.49	271.80	0.00	0.00	0.00	0.00	0.00	0.00	0.00	0.00
Jul 26	3:45 PM	15 min	1,880.93	894.01	0.00	0.00	0.00	0.00	0.00	0.04	0.00	0.04
Jul 26	4:00 PM	15 min	5,271.13	1818.42	0.00	0.00	0.00	0.00	0.33	16.27	0.33	16.27
Jul 26	4:15 PM	15 min	9,276.26	2893.35	0.00	0.00	0.00	0.00	129.83	704.54	129.83	704.54
Jul 26	4:30 PM	15 min	13,870.56	4119.36	0.00	0.00	0.00	0.00	5,506.51	2363.59	5,506.51	2363.59
Jul 26	4:45 PM	15 min	19,084.31	5512.71	0.00	0.00	0.00	0.00	13,402.23	4154.52	13,402.23	4154.52
Jul 26	5:00 PM	15 min	25,017.38	7133.46	0.00	0.00	0.00	0.00	19,833.97	4922.11	19,833.97	4922.11
Jul 26	5:15 PM	15 min	32,050.27	9321.46	0.00	0.00	0.00	0.00	19,542.94	3859.59	19,542.94	3859.59
Jul 26	5:30 PM	15 min	42,521.44	11836.05	0.00	0.00	0.00	0.00	11,333.75	1855.43	11,333.75	1855.43
Jul 26	5:45 PM	15 min	52,166.97	13630.83	0.00	0.00	0.00	0.00	3,509.70	438.71	3,509.70	438.71
Jul 26	6:00 PM	15 min	56,879.68	14235.25	0.00	0.00	0.00	0.00	0.00	0.00	0.00	0.00
Jul 26	6:15 PM	15 min	57,002.34	14250.59	0.00	0.00	0.00	0.00	0.00	0.00	0.00	0.00
Jul 26	6:30 PM	15 min	57,002.34	14250.59	0.00	0.00	0.00	0.00	0.00	0.00	0.00	0.00
Jul 26	6:45 PM	15 min	57,002.34	14250.59	0.00	0.00	0.00	0.00	0.00	0.00	0.00	0.00
Jul 26	7:00 PM	15 min	57,002.34	14250.59	0.00	0.00	0.00	0.00	0.00	0.00	0.00	0.00
Jul 26	7:15 PM	8 min	57,002.34	7980.33	0.00	0.00	0.00	0.00	0.00	0.00	0.00	0.00
Jul 26	7:23 PM	0 min	57,002.34		0.00		0.00		0.00		0.00	

BLOCK 1 / 160 FOLSOM STREET

Quantitative Shading Calculations for Transbay Park

EXAMPLE	Existing Shading
EXAMPLE	No new shading from Project / Project Alternative
EXAMPLE	New Shading from Project / Project Alternative
EXAMPLE	No new shading from Project / Project Alternative + Cumulative
EXAMPLE	New Shading from Project / Project Alternative + Cumulative

Analysis Run: 8/21/2015

Technician: AP

Date	Start Time	Duration	Current Park Shading		New Shadow: Project @ 400'		New Shadow: Project @ 300'		New Shadow: Project @ 400' + Cumulative		New Shadow: Project @ 300' + Cumulative	
			Shadow Area (sf)	Shading (sfh)	Shadow Area (sf)	Shading (sfh)	Shadow Area (sf)	Shading (sfh)	Shadow Area (sf)	Shading (sfh)	Shadow Area (sf)	Shading (sfh)
Aug 2	7:14 AM	1 min	46,829.76	936.43	8,379.47	165.65	8,378.77	165.65	10,169.55	203.59	10,169.55	203.59
Aug 2	7:15 AM	15 min	46,812.99	10859.97	8,185.90	1723.61	8,185.91	1717.30	10,189.34	2661.82	10,189.35	2661.82
Aug 2	7:30 AM	15 min	40,066.74	7948.42	5,602.96	2161.04	5,552.49	2144.80	11,105.22	3451.60	11,105.22	3447.29
Aug 2	7:45 AM	15 min	23,520.64	4615.90	11,685.34	3771.66	11,605.88	3751.66	16,507.54	4819.15	16,473.13	4807.41
Aug 2	8:00 AM	15 min	13,406.59	3302.66	18,487.97	4506.46	18,407.39	4486.65	22,045.67	5252.51	21,986.17	5235.55
Aug 2	8:15 AM	15 min	13,014.72	3897.07	17,563.68	3812.88	17,485.81	3794.00	19,974.43	4273.18	19,898.24	4254.50
Aug 2	8:30 AM	15 min	18,161.83	5238.49	12,939.38	2712.34	12,866.19	2695.81	14,210.97	2932.09	14,137.78	2915.56
Aug 2	8:45 AM	15 min	23,746.08	6351.39	8,759.30	1769.95	8,700.28	1757.89	9,245.74	1901.79	9,186.72	1889.73
Aug 2	9:00 AM	15 min	27,065.08	6060.04	5,400.30	1037.86	5,362.83	1032.03	5,968.56	1194.66	5,931.10	1188.82
Aug 2	9:15 AM	15 min	21,415.24	4582.54	2,902.60	500.39	2,893.37	492.98	3,588.74	654.55	3,579.50	647.14
Aug 2	9:30 AM	15 min	15,245.10	3183.20	1,100.49	152.67	1,050.47	131.31	1,647.65	250.47	1,597.63	229.11
Aug 2	9:45 AM	15 min	10,220.49	2137.65	120.86	15.11	0.00	0.00	356.08	56.70	235.22	41.59
Aug 2	10:00 AM	15 min	6,880.69	1384.32	0.00	0.00	0.00	0.00	97.48	17.76	97.48	17.76
Aug 2	10:15 AM	15 min	4,193.86	724.04	0.00	0.00	0.00	0.00	44.62	5.58	44.62	5.58
Aug 2	10:30 AM	15 min	1,598.47	229.86	0.00	0.00	0.00	0.00	0.00	0.00	0.00	0.00
Aug 2	10:45 AM	15 min	240.40	52.07	0.00	0.00	0.00	0.00	0.00	0.00	0.00	0.00
Aug 2	11:00 AM	15 min	176.17	26.34	0.00	0.00	0.00	0.00	0.00	0.00	0.00	0.00
Aug 2	11:15 AM	15 min	34.57	4.32	0.00	0.00	0.00	0.00	0.00	0.00	0.00	0.00
Aug 2	11:30 AM	15 min	0.00	0.00	0.00	0.00	0.00	0.00	0.00	0.00	0.00	0.00
Aug 2	11:45 AM	15 min	0.00	0.00	0.00	0.00	0.00	0.00	0.00	0.00	0.00	0.00
Aug 2	12:00 PM	15 min	0.00	0.00	0.00	0.00	0.00	0.00	0.00	0.00	0.00	0.00
Aug 2	12:15 PM	15 min	0.00	0.00	0.00	0.00	0.00	0.00	0.00	0.00	0.00	0.00
Aug 2	12:30 PM	15 min	0.00	0.00	0.00	0.00	0.00	0.00	0.00	0.00	0.00	0.00
Aug 2	12:45 PM	15 min	0.00	0.00	0.00	0.00	0.00	0.00	0.00	0.00	0.00	0.00
Aug 2	1:00 PM	15 min	0.00	0.00	0.00	0.00	0.00	0.00	0.00	0.00	0.00	0.00
Aug 2	1:15 PM	15 min	0.00	0.00	0.00	0.00	0.00	0.00	0.00	0.00	0.00	0.00
Aug 2	1:30 PM	15 min	0.00	0.00	0.00	0.00	0.00	0.00	0.00	0.00	0.00	0.00
Aug 2	1:45 PM	15 min	0.00	0.00	0.00	0.00	0.00	0.00	0.00	0.00	0.00	0.00
Aug 2	2:00 PM	15 min	0.00	0.00	0.00	0.00	0.00	0.00	0.00	0.00	0.00	0.00
Aug 2	2:15 PM	15 min	0.00	0.00	0.00	0.00	0.00	0.00	0.00	0.00	0.00	0.00
Aug 2	2:30 PM	15 min	0.00	0.00	0.00	0.00	0.00	0.00	0.00	0.00	0.00	0.00
Aug 2	2:45 PM	15 min	0.00	4.64	0.00	0.00	0.00	0.00	0.00	0.00	0.00	0.00
Aug 2	3:00 PM	15 min	37.12	30.04	0.00	0.00	0.00	0.00	0.00	0.00	0.00	0.00
Aug 2	3:15 PM	15 min	203.22	79.82	0.00	0.00	0.00	0.00	0.00	0.00	0.00	0.00
Aug 2	3:30 PM	15 min	435.30	263.50	0.00	0.00	0.00	0.00	0.00	0.00	0.00	0.00
Aug 2	3:45 PM	15 min	1,672.67	845.29	0.00	0.00	0.00	0.00	0.00	0.00	0.00	0.00
Aug 2	4:00 PM	15 min	5,089.65	1812.91	0.00	0.00	0.00	0.00	0.00	2.83	0.00	2.83
Aug 2	4:15 PM	15 min	9,413.67	2976.03	0.00	0.00	0.00	0.00	22.63	385.77	22.63	385.77
Aug 2	4:30 PM	15 min	14,394.57	4305.36	0.00	0.00	0.00	0.00	3,063.56	1533.82	3,063.56	1533.82
Aug 2	4:45 PM	15 min	20,048.30	5827.30	0.00	0.00	0.00	0.00	9,207.02	3094.63	9,207.02	3094.63
Aug 2	5:00 PM	15 min	26,570.14	7567.93	0.00	0.00	0.00	0.00	15,550.03	4028.26	15,550.03	4028.26
Aug 2	5:15 PM	15 min	33,973.28	9729.37	0.00	0.00	0.00	0.00	16,676.06	3295.56	16,676.06	3295.56
Aug 2	5:30 PM	15 min	43,861.65	12101.25	0.00	0.00	0.00	0.00	9,688.41	1543.56	9,688.41	1543.56
Aug 2	5:45 PM	15 min	52,948.39	13706.20	0.00	0.00	0.00	0.00	2,660.09	362.22	2,660.09	362.22
Aug 2	6:00 PM	15 min	56,701.23	14212.95	0.00	0.00	0.00	0.00	237.64	29.70	237.64	29.70
Aug 2	6:15 PM	15 min	57,002.34	14250.59	0.00	0.00	0.00	0.00	0.00	0.00	0.00	0.00
Aug 2	6:30 PM	15 min	57,002.34	14250.59	0.00	0.00	0.00	0.00	0.00	0.00	0.00	0.00
Aug 2	6:45 PM	15 min	57,002.34	14250.59	0.00	0.00	0.00	0.00	0.00	0.00	0.00	0.00
Aug 2	7:00 PM	15 min	57,002.34	14250.59	0.00	0.00	0.00	0.00	0.00	0.00	0.00	0.00
Aug 2	7:15 PM	2 min	57,002.34	2280.09	0.00	0.00	0.00	0.00	0.00	0.00	0.00	0.00
Aug 2	7:17 PM	0 min	57,002.34		0.00		0.00		0.00		0.00	

BLOCK 1 / 160 FOLSOM STREET

Quantitative Shading Calculations for Transbay Park

Analysis Run: 8/21/2015

Technician: AP

EXAMPLE	Existing Shading
EXAMPLE	No new shading from Project / Project Alternative
EXAMPLE	New Shading from Project / Project Alternative
EXAMPLE	No new shading from Project / Project Alternative + Cumulative
EXAMPLE	New Shading from Project / Project Alternative + Cumulative

Date	Start Time	Duration	Current Park Shading		New Shadow: Project @ 400'		New Shadow: Project @ 300'		New Shadow: Project @ 400' + Cumulative		New Shadow: Project @ 300' + Cumulative	
			Shadow Area (sf)	Shading (sfh)	Shadow Area (sf)	Shading (sfh)	Shadow Area (sf)	Shading (sfh)	Shadow Area (sf)	Shading (sfh)	Shadow Area (sf)	Shading (sfh)
Aug 9	7:20 AM	11 min	49,717.21	8182.12	3,875.71	927.78	3,875.71	921.98	7,284.24	1686.70	7,284.24	1683.77
Aug 9	7:30 AM	15 min	41,195.18	8939.86	6,434.91	1746.31	6,370.46	1724.52	11,456.88	2913.46	11,424.28	2900.82
Aug 9	7:45 AM	15 min	30,323.71	6136.67	7,535.55	2905.02	7,425.72	2877.57	11,850.79	3837.16	11,782.26	3818.25
Aug 9	8:00 AM	15 min	18,769.63	4526.90	15,704.58	4014.72	15,594.88	3988.17	18,846.46	4663.20	18,763.73	4640.91
Aug 9	8:15 AM	15 min	17,445.56	5153.50	16,413.21	3509.14	16,310.51	3485.59	18,459.16	3855.30	18,363.51	3832.63
Aug 9	8:30 AM	15 min	23,782.42	6599.78	11,659.90	2384.19	11,574.17	2365.03	12,383.22	2568.29	12,297.49	2549.13
Aug 9	8:45 AM	15 min	29,015.85	7585.61	7,413.63	1451.37	7,346.10	1438.96	8,163.11	1686.75	8,095.58	1674.33
Aug 9	9:00 AM	15 min	31,669.06	7388.55	4,197.36	762.81	4,165.58	759.22	5,330.85	1056.49	5,299.07	1052.90
Aug 9	9:15 AM	15 min	27,439.31	5980.47	1,905.11	280.71	1,908.16	280.09	3,121.08	543.16	3,124.13	542.54
Aug 9	9:30 AM	15 min	20,404.44	4286.23	340.60	42.58	332.53	41.57	1,224.23	223.52	1,216.16	222.51
Aug 9	9:45 AM	15 min	13,885.42	2932.54	0.00	0.00	0.00	0.00	563.94	118.71	563.94	118.71
Aug 9	10:00 AM	15 min	9,574.86	1959.80	0.00	0.00	0.00	0.00	385.73	73.77	385.73	73.77
Aug 9	10:15 AM	15 min	6,103.54	1121.73	0.00	0.00	0.00	0.00	204.44	34.47	204.44	34.47
Aug 9	10:30 AM	15 min	2,870.30	544.98	0.00	0.00	0.00	0.00	71.33	8.92	71.33	8.92
Aug 9	10:45 AM	15 min	1,489.56	319.50	0.00	0.00	0.00	0.00	0.00	0.00	0.00	0.00
Aug 9	11:00 AM	15 min	1,066.47	219.45	0.00	0.00	0.00	0.00	0.00	0.00	0.00	0.00
Aug 9	11:15 AM	15 min	689.14	86.20	0.00	0.00	0.00	0.00	0.00	0.00	0.00	0.00
Aug 9	11:30 AM	15 min	0.46	0.06	0.00	0.00	0.00	0.00	0.00	0.00	0.00	0.00
Aug 9	11:45 AM	15 min	0.00	0.00	0.00	0.00	0.00	0.00	0.00	0.00	0.00	0.00
Aug 9	12:00 PM	15 min	0.00	0.00	0.00	0.00	0.00	0.00	0.00	0.00	0.00	0.00
Aug 9	12:15 PM	15 min	0.00	0.00	0.00	0.00	0.00	0.00	0.00	0.00	0.00	0.00
Aug 9	12:30 PM	15 min	0.00	0.00	0.00	0.00	0.00	0.00	0.00	0.00	0.00	0.00
Aug 9	12:45 PM	15 min	0.00	0.00	0.00	0.00	0.00	0.00	0.00	0.00	0.00	0.00
Aug 9	1:00 PM	15 min	0.00	0.00	0.00	0.00	0.00	0.00	0.00	0.00	0.00	0.00
Aug 9	1:15 PM	15 min	0.00	0.00	0.00	0.00	0.00	0.00	0.00	0.00	0.00	0.00
Aug 9	1:30 PM	15 min	0.00	0.00	0.00	0.00	0.00	0.00	0.00	0.00	0.00	0.00
Aug 9	1:45 PM	15 min	0.00	0.00	0.00	0.00	0.00	0.00	0.00	0.00	0.00	0.00
Aug 9	2:00 PM	15 min	0.00	0.00	0.00	0.00	0.00	0.00	0.00	0.00	0.00	0.00
Aug 9	2:15 PM	15 min	0.00	0.00	0.00	0.00	0.00	0.00	0.00	0.00	0.00	0.00
Aug 9	2:30 PM	15 min	0.00	1.43	0.00	0.00	0.00	0.00	0.00	0.00	0.00	0.00
Aug 9	2:45 PM	15 min	11.43	19.19	0.00	0.00	0.00	0.00	0.00	0.00	0.00	0.00
Aug 9	3:00 PM	15 min	142.10	59.69	0.00	0.00	0.00	0.00	0.00	0.00	0.00	0.00
Aug 9	3:15 PM	15 min	335.40	116.90	0.00	0.00	0.00	0.00	0.00	0.00	0.00	0.00
Aug 9	3:30 PM	15 min	599.32	265.25	0.00	0.00	0.00	0.00	0.00	0.00	0.00	0.00
Aug 9	3:45 PM	15 min	1,522.22	807.29	0.00	0.00	0.00	0.00	0.00	0.00	0.00	0.00
Aug 9	4:00 PM	15 min	4,936.14	1826.90	0.00	0.00	0.00	0.00	0.00	0.47	0.00	0.47
Aug 9	4:15 PM	15 min	9,679.09	3104.03	0.00	0.00	0.00	0.00	3.78	139.89	3.78	139.89
Aug 9	4:30 PM	15 min	15,153.13	4571.99	0.00	0.00	0.00	0.00	1,115.35	829.58	1,115.35	829.58
Aug 9	4:45 PM	15 min	21,422.83	6268.25	0.00	0.00	0.00	0.00	5,521.28	2100.85	5,521.28	2100.85
Aug 9	5:00 PM	15 min	28,723.19	8129.86	0.00	0.00	0.00	0.00	11,285.53	3042.58	11,285.53	3042.58
Aug 9	5:15 PM	15 min	36,315.70	10198.93	0.00	0.00	0.00	0.00	13,055.12	2630.90	13,055.12	2630.90
Aug 9	5:30 PM	15 min	45,275.72	12313.86	0.00	0.00	0.00	0.00	7,992.08	1301.97	7,992.08	1301.97
Aug 9	5:45 PM	15 min	53,235.13	13747.45	0.00	0.00	0.00	0.00	2,423.67	331.93	2,423.67	331.93
Aug 9	6:00 PM	15 min	56,744.47	14215.30	0.00	0.00	0.00	0.00	231.76	32.02	231.76	32.02
Aug 9	6:15 PM	15 min	56,977.94	14247.54	0.00	0.00	0.00	0.00	24.40	3.05	24.40	3.05
Aug 9	6:30 PM	15 min	57,002.34	14250.59	0.00	0.00	0.00	0.00	0.00	0.00	0.00	0.00
Aug 9	6:45 PM	15 min	57,002.34	14250.59	0.00	0.00	0.00	0.00	0.00	0.00	0.00	0.00
Aug 9	7:00 PM	9 min	57,002.34	8550.35	0.00	0.00	0.00	0.00	0.00	0.00	0.00	0.00
Aug 9	7:09 PM	0 min	57,002.34		0.00		0.00		0.00		0.00	

BLOCK 1 / 160 FOLSOM STREET

Quantitative Shading Calculations for Transbay Park

EXAMPLE	Existing Shading
EXAMPLE	No new shading from Project / Project Alternative
EXAMPLE	New Shading from Project / Project Alternative
EXAMPLE	No new shading from Project / Project Alternative + Cumulative
EXAMPLE	New Shading from Project / Project Alternative + Cumulative

Analysis Run: 8/21/2015

Technician: AP

Date	Start Time	Duration	Current Park Shading		New Shadow: Project @ 400'		New Shadow: Project @ 300'		New Shadow: Project @ 400' + Cumulative		New Shadow: Project @ 300' + Cumulative	
			Shadow Area (sf)	Shading (sfh)	Shadow Area (sf)	Shading (sfh)	Shadow Area (sf)	Shading (sfh)	Shadow Area (sf)	Shading (sfh)	Shadow Area (sf)	Shading (sfh)
Aug 16	7:26 AM	4 min	40,260.63	2774.38	10,450.59	708.66	10,362.78	701.93	14,360.01	993.90	14,297.56	990.08
Aug 16	7:30 AM	15 min	39,007.34	8766.58	9,796.72	2606.97	9,692.49	2576.95	14,065.67	3571.98	13,990.57	3550.08
Aug 16	7:45 AM	15 min	31,125.32	6990.19	11,059.06	3113.01	10,923.13	3078.49	14,510.15	3855.17	14,410.06	3827.88
Aug 16	8:00 AM	15 min	24,796.18	6092.08	13,844.99	3688.69	13,704.81	3655.90	16,331.24	4122.82	16,212.96	4094.18
Aug 16	8:15 AM	15 min	23,940.49	6688.48	15,664.50	3284.34	15,542.40	3256.41	16,651.31	3515.10	16,540.47	3488.57
Aug 16	8:30 AM	15 min	29,567.32	7909.52	10,610.20	2105.81	10,508.85	2084.85	11,469.48	2415.87	11,368.13	2394.91
Aug 16	8:45 AM	15 min	33,708.84	8692.04	6,236.30	1155.52	6,169.96	1144.44	7,857.51	1604.28	7,791.17	1593.20
Aug 16	9:00 AM	15 min	35,827.48	8538.26	3,007.89	470.68	2,985.59	469.29	4,976.72	924.13	4,954.42	922.75
Aug 16	9:15 AM	15 min	32,478.57	7274.94	757.52	94.69	768.73	96.09	2,416.33	469.29	2,427.54	470.69
Aug 16	9:30 AM	15 min	25,720.94	5437.47	0.00	0.00	0.00	0.00	1,338.00	314.61	1,338.00	314.61
Aug 16	9:45 AM	15 min	17,778.84	3784.65	0.00	0.00	0.00	0.00	1,178.92	258.99	1,178.92	258.99
Aug 16	10:00 AM	15 min	12,498.38	2558.64	0.00	0.00	0.00	0.00	892.97	182.82	892.97	182.82
Aug 16	10:15 AM	15 min	7,970.72	1553.96	0.00	0.00	0.00	0.00	569.58	109.68	569.58	109.68
Aug 16	10:30 AM	15 min	4,460.95	964.54	0.00	0.00	0.00	0.00	307.90	48.98	307.90	48.98
Aug 16	10:45 AM	15 min	3,255.34	748.28	0.00	0.00	0.00	0.00	83.97	10.50	83.97	10.50
Aug 16	11:00 AM	15 min	2,730.93	628.54	0.00	0.00	0.00	0.00	0.00	0.00	0.00	0.00
Aug 16	11:15 AM	15 min	2,297.40	381.86	0.00	0.00	0.00	0.00	0.00	0.00	0.00	0.00
Aug 16	11:30 AM	15 min	757.49	94.69	0.00	0.00	0.00	0.00	0.00	0.00	0.00	0.00
Aug 16	11:45 AM	15 min	0.00	0.00	0.00	0.00	0.00	0.00	0.00	0.00	0.00	0.00
Aug 16	12:00 PM	15 min	0.00	0.00	0.00	0.00	0.00	0.00	0.00	0.00	0.00	0.00
Aug 16	12:15 PM	15 min	0.00	0.00	0.00	0.00	0.00	0.00	0.00	0.00	0.00	0.00
Aug 16	12:30 PM	15 min	0.00	0.00	0.00	0.00	0.00	0.00	0.00	0.00	0.00	0.00
Aug 16	12:45 PM	15 min	0.00	0.00	0.00	0.00	0.00	0.00	0.00	0.00	0.00	0.00
Aug 16	1:00 PM	15 min	0.00	0.00	0.00	0.00	0.00	0.00	0.00	0.00	0.00	0.00
Aug 16	1:15 PM	15 min	0.00	0.00	0.00	0.00	0.00	0.00	0.00	0.00	0.00	0.00
Aug 16	1:30 PM	15 min	0.00	0.00	0.00	0.00	0.00	0.00	0.00	0.00	0.00	0.00
Aug 16	1:45 PM	15 min	0.00	0.00	0.00	0.00	0.00	0.00	0.00	0.00	0.00	0.00
Aug 16	2:00 PM	15 min	0.00	0.00	0.00	0.00	0.00	0.00	0.00	0.00	0.00	0.00
Aug 16	2:15 PM	15 min	0.00	0.17	0.00	0.00	0.00	0.00	0.00	0.00	0.00	0.00
Aug 16	2:30 PM	15 min	1.38	12.38	0.00	0.00	0.00	0.00	0.00	0.00	0.00	0.00
Aug 16	2:45 PM	15 min	97.63	44.05	0.00	0.00	0.00	0.00	0.00	0.00	0.00	0.00
Aug 16	3:00 PM	15 min	254.77	91.91	0.00	0.00	0.00	0.00	0.00	0.00	0.00	0.00
Aug 16	3:15 PM	15 min	480.53	158.21	0.00	0.00	0.00	0.00	0.00	0.00	0.00	0.00
Aug 16	3:30 PM	15 min	785.12	277.44	0.00	0.00	0.00	0.00	0.00	0.00	0.00	0.00
Aug 16	3:45 PM	15 min	1,434.40	788.04	0.00	0.00	0.00	0.00	0.00	3.63	0.00	3.63
Aug 16	4:00 PM	15 min	4,869.94	1869.17	0.00	0.00	0.00	0.00	29.05	25.06	29.05	25.06
Aug 16	4:15 PM	15 min	10,083.42	3292.79	0.00	0.00	0.00	0.00	171.41	78.20	171.41	78.20
Aug 16	4:30 PM	15 min	16,258.94	4951.90	0.00	0.00	0.00	0.00	454.19	418.11	454.19	418.11
Aug 16	4:45 PM	15 min	23,356.28	6861.44	0.00	0.00	0.00	0.00	2,890.68	1305.74	2,890.68	1305.74
Aug 16	5:00 PM	15 min	31,535.22	8829.75	0.00	0.00	0.00	0.00	7,555.21	2088.07	7,555.21	2088.07
Aug 16	5:15 PM	15 min	39,102.78	10730.57	0.00	0.00	0.00	0.00	9,149.38	1933.98	9,149.38	1933.98
Aug 16	5:30 PM	15 min	46,741.81	12508.22	0.00	0.00	0.00	0.00	6,322.44	1096.51	6,322.44	1096.51
Aug 16	5:45 PM	15 min	53,323.92	13751.22	0.00	0.00	0.00	0.00	2,449.66	345.70	2,449.66	345.70
Aug 16	6:00 PM	15 min	56,685.86	14211.03	0.00	0.00	0.00	0.00	315.92	39.49	315.92	39.49
Aug 16	6:15 PM	15 min	57,002.34	14250.59	0.00	0.00	0.00	0.00	0.00	0.00	0.00	0.00
Aug 16	6:30 PM	15 min	57,002.34	14250.59	0.00	0.00	0.00	0.00	0.00	0.00	0.00	0.00
Aug 16	6:45 PM	15 min	57,002.34	14250.59	0.00	0.00	0.00	0.00	0.00	0.00	0.00	0.00
Aug 16	7:00 PM	1 min	57,002.34	1140.05	0.00	0.00	0.00	0.00	0.00	0.00	0.00	0.00
Aug 16	7:01 PM	0 min	57,002.34		0.00		0.00		0.00		0.00	

BLOCK 1 / 160 FOLSOM STREET

Quantitative Shading Calculations for Transbay Park

Analysis Run: 8/21/2015

Technician: AP

EXAMPLE	Existing Shading	EXAMPLE	No new shading from Project / Project Alternative
		EXAMPLE	New Shading from Project / Project Alternative
EXAMPLE	No new shading from Project / Project Alternative + Cumulative		
EXAMPLE	New Shading from Project / Project Alternative + Cumulative		

Date	Start Time	Duration	Current Park Shading		New Shadow: Project @ 400'		New Shadow: Project @ 300'		New Shadow: Project @ 400' + Cumulative		New Shadow: Project @ 300' + Cumulative	
			Shadow Area (sf)	Shading (sfh)	Shadow Area (sf)	Shading (sfh)	Shadow Area (sf)	Shading (sfh)	Shadow Area (sf)	Shading (sfh)	Shadow Area (sf)	Shading (sfh)
Aug 23	7:32 AM	13 min	35,134.03	1636.03	15,828.33	818.53	15,731.01	812.79	19,390.73	971.16	19,310.69	966.56
Aug 23	7:45 AM	15 min	30,307.29	7556.64	16,912.85	4020.87	16,780.44	4034.58	19,455.59	4501.25	19,351.70	4470.44
Aug 23	8:00 AM	15 min	30,145.83	7485.70	15,654.07	3832.45	15,496.22	3797.50	16,554.41	4050.40	16,411.84	4017.36
Aug 23	8:15 AM	15 min	29,739.80	7979.10	15,005.51	3042.34	14,883.78	3015.94	15,848.77	3416.74	15,727.04	3390.34
Aug 23	8:30 AM	15 min	34,093.02	8898.05	9,333.21	1752.53	9,243.74	1734.17	11,485.14	2377.59	11,395.67	2359.23
Aug 23	8:45 AM	15 min	37,091.42	9410.66	4,686.99	758.68	4,629.63	749.37	7,535.57	1438.82	7,478.20	1429.51
Aug 23	9:00 AM	15 min	38,193.87	9212.11	1,382.41	174.66	1,365.33	172.07	3,974.96	786.12	3,957.88	783.53
Aug 23	9:15 AM	15 min	35,503.01	8117.40	14.83	1.85	11.22	1.40	2,313.98	544.10	2,310.37	543.65
Aug 23	9:30 AM	15 min	29,436.22	6343.50	0.00	0.00	0.00	0.00	2,038.81	505.10	2,038.81	505.10
Aug 23	9:45 AM	15 min	21,311.78	4557.71	0.00	0.00	0.00	0.00	2,002.00	451.85	2,002.00	451.85
Aug 23	10:00 AM	15 min	15,149.90	3142.02	0.00	0.00	0.00	0.00	1,612.81	342.68	1,612.81	342.68
Aug 23	10:15 AM	15 min	9,986.24	2080.21	0.00	0.00	0.00	0.00	1,128.65	235.52	1,128.65	235.52
Aug 23	10:30 AM	15 min	6,655.43	1517.27	0.00	0.00	0.00	0.00	755.52	135.92	755.52	135.92
Aug 23	10:45 AM	15 min	5,482.73	1322.68	0.00	0.00	0.00	0.00	331.83	49.20	331.83	49.20
Aug 23	11:00 AM	15 min	5,098.72	1221.30	0.00	0.00	0.00	0.00	61.79	7.72	61.79	7.72
Aug 23	11:15 AM	15 min	4,671.65	888.96	0.00	0.00	0.00	0.00	0.00	0.00	0.00	0.00
Aug 23	11:30 AM	15 min	2,440.03	364.95	0.00	0.00	0.00	0.00	0.00	0.00	0.00	0.00
Aug 23	11:45 AM	15 min	479.60	59.95	0.00	0.00	0.00	0.00	0.00	0.00	0.00	0.00
Aug 23	12:00 PM	15 min	0.00	0.00	0.00	0.00	0.00	0.00	0.00	0.00	0.00	0.00
Aug 23	12:15 PM	15 min	0.00	0.00	0.00	0.00	0.00	0.00	0.00	0.00	0.00	0.00
Aug 23	12:30 PM	15 min	0.00	0.00	0.00	0.00	0.00	0.00	0.00	0.00	0.00	0.00
Aug 23	12:45 PM	15 min	0.00	0.00	0.00	0.00	0.00	0.00	0.00	0.00	0.00	0.00
Aug 23	1:00 PM	15 min	0.00	0.00	0.00	0.00	0.00	0.00	0.00	0.00	0.00	0.00
Aug 23	1:15 PM	5 min	0.00	0.00	0.00	0.00	0.00	0.00	0.00	0.00	0.00	0.00
Aug 23	1:20 PM	24 min	0.00	0.00	0.00	0.00	0.00	0.00	0.00	0.00	0.00	0.00
Aug 23	1:45 PM	15 min	0.00	0.00	0.00	0.00	0.00	0.00	0.00	0.00	0.00	0.00
Aug 23	2:00 PM	15 min	0.00	0.00	0.00	0.00	0.00	0.00	0.00	0.00	0.00	0.00
Aug 23	2:15 PM	15 min	0.00	7.85	0.00	0.00	0.00	0.00	0.00	0.00	0.00	0.00
Aug 23	2:30 PM	15 min	62.81	30.73	0.00	0.00	0.00	0.00	0.00	0.00	0.00	0.00
Aug 23	2:45 PM	15 min	183.07	69.14	0.00	0.00	0.00	0.00	0.00	0.00	0.00	0.00
Aug 23	3:00 PM	15 min	370.07	125.52	0.00	0.00	0.00	0.00	0.00	0.00	0.00	0.00
Aug 23	3:15 PM	15 min	634.13	203.17	0.00	0.00	0.00	0.00	0.00	0.00	0.00	0.00
Aug 23	3:30 PM	15 min	991.26	306.93	0.00	0.00	0.00	0.00	0.00	6.25	0.00	6.25
Aug 23	3:45 PM	15 min	1,464.20	800.71	0.00	0.00	0.00	0.00	49.99	40.21	49.99	40.21
Aug 23	4:00 PM	15 min	4,941.49	1952.95	0.00	0.00	0.00	0.00	271.67	100.11	271.67	100.11
Aug 23	4:15 PM	15 min	10,682.07	3552.66	0.00	0.00	0.00	0.00	529.24	165.50	529.24	165.50
Aug 23	4:30 PM	15 min	17,739.24	5441.46	0.00	0.00	0.00	0.00	794.76	286.37	794.76	286.37
Aug 23	4:45 PM	15 min	25,792.44	7611.34	0.00	0.00	0.00	0.00	1,496.24	776.02	1,496.24	776.02
Aug 23	5:00 PM	15 min	35,098.25	9608.63	0.00	0.00	0.00	0.00	4,711.93	1389.28	4,711.93	1389.28
Aug 23	5:15 PM	15 min	41,770.80	11273.23	0.00	0.00	0.00	0.00	6,402.35	1371.81	6,402.35	1371.81
Aug 23	5:30 PM	15 min	48,415.05	12743.43	0.00	0.00	0.00	0.00	4,572.12	877.10	4,572.12	877.10
Aug 23	5:45 PM	15 min	53,532.39	13698.93	0.00	0.00	0.00	0.00	2,444.69	423.50	2,444.69	423.50
Aug 23	6:00 PM	15 min	56,059.04	14132.67	0.00	0.00	0.00	0.00	943.30	117.91	943.30	117.91
Aug 23	6:15 PM	15 min	57,002.34	14250.59	0.00	0.00	0.00	0.00	0.00	0.00	0.00	0.00
Aug 23	6:30 PM	15 min	57,002.34	14250.59	0.00	0.00	0.00	0.00	0.00	0.00	0.00	0.00
Aug 23	6:45 PM	6 min	57,002.34	14250.58	0.00	0.00	0.00	0.00	0.00	0.00	0.00	0.00
Aug 23	6:51 PM	0 min	57,002.33		0.00		0.00		0.00		0.00	

BLOCK 1 / 160 FOLSOM STREET

Quantitative Shading Calculations for Transbay Park

Analysis Run: 8/21/2015

Technician: AP

EXAMPLE	Existing Shading	EXAMPLE	No new shading from Project / Project Alternative
		EXAMPLE	New Shading from Project / Project Alternative
EXAMPLE	No new shading from Project / Project Alternative + Cumulative		
EXAMPLE	New Shading from Project / Project Alternative + Cumulative		

Date	Start Time	Duration	Current Park Shading		New Shadow: Project @ 400'		New Shadow: Project @ 300'		New Shadow: Project @ 400' + Cumulative		New Shadow: Project @ 300' + Cumulative	
			Shadow Area (sf)	Shading (sfh)	Shadow Area (sf)	Shading (sfh)	Shadow Area (sf)	Shading (sfh)	Shadow Area (sf)	Shading (sfh)	Shadow Area (sf)	Shading (sfh)
Aug 30	7:38 AM	7 min	32,154.54	3840.07	21,986.76	2637.52	21,929.12	2628.19	23,673.18	2777.32	23,621.66	2769.46
Aug 30	7:45 AM	15 min	31,846.55	8218.85	21,971.92	5022.87	21,874.07	4990.58	22,615.56	5148.55	22,535.96	5118.54
Aug 30	8:00 AM	15 min	33,904.22	8553.03	18,211.03	3971.31	18,050.56	3939.83	18,572.85	4323.55	18,412.38	4292.08
Aug 30	8:15 AM	15 min	34,520.01	8972.41	13,559.42	2619.16	13,468.06	2599.19	16,015.59	3415.52	15,924.23	3395.54
Aug 30	8:30 AM	15 min	37,259.25	9485.17	7,393.89	1248.51	7,325.47	1234.44	11,308.53	2205.08	11,240.12	2191.02
Aug 30	8:45 AM	15 min	38,622.09	9537.43	2,594.17	349.74	2,550.08	342.85	6,332.14	1263.55	6,288.06	1256.67
Aug 30	9:00 AM	15 min	37,677.38	9172.28	203.72	25.46	192.69	24.09	3,776.29	891.45	3,765.27	890.07
Aug 30	9:15 AM	15 min	35,700.89	8392.51	0.00	0.00	0.00	0.00	3,355.27	745.25	3,355.27	745.25
Aug 30	9:30 AM	15 min	31,439.17	6989.75	0.00	0.00	0.00	0.00	2,606.76	578.77	2,606.76	578.77
Aug 30	9:45 AM	15 min	24,478.81	5271.25	0.00	0.00	0.00	0.00	2,023.42	553.02	2,023.42	553.02
Aug 30	10:00 AM	15 min	17,691.18	3728.28	0.00	0.00	0.00	0.00	2,400.72	532.98	2,400.72	532.98
Aug 30	10:15 AM	15 min	12,135.09	2704.56	0.00	0.00	0.00	0.00	1,863.15	398.39	1,863.15	398.39
Aug 30	10:30 AM	15 min	9,501.35	2231.16	0.00	0.00	0.00	0.00	1,323.96	255.41	1,323.96	255.41
Aug 30	10:45 AM	15 min	8,347.92	2089.58	0.00	0.00	0.00	0.00	719.33	127.61	719.33	127.61
Aug 30	11:00 AM	15 min	8,368.72	1932.95	0.00	0.00	0.00	0.00	301.58	43.06	301.58	43.06
Aug 30	11:15 AM	15 min	7,094.88	1450.69	0.00	0.00	0.00	0.00	42.90	5.36	42.90	5.36
Aug 30	11:30 AM	15 min	4,510.67	823.81	0.00	0.00	0.00	0.00	0.00	0.00	0.00	0.00
Aug 30	11:45 AM	15 min	2,079.78	289.00	0.00	0.00	0.00	0.00	0.00	0.00	0.00	0.00
Aug 30	12:00 PM	15 min	232.24	29.03	0.00	0.00	0.00	0.00	0.00	0.00	0.00	0.00
Aug 30	12:15 PM	15 min	0.00	0.00	0.00	0.00	0.00	0.00	0.00	0.00	0.00	0.00
Aug 30	12:30 PM	15 min	0.00	0.00	0.00	0.00	0.00	0.00	0.00	0.00	0.00	0.00
Aug 30	12:45 PM	15 min	0.00	0.00	0.00	0.00	0.00	0.00	0.00	0.00	0.00	0.00
Aug 30	1:00 PM	15 min	0.00	0.00	0.00	0.00	0.00	0.00	0.00	0.00	0.00	0.00
Aug 30	1:15 PM	15 min	0.00	0.00	0.00	0.00	0.00	0.00	0.00	0.00	0.00	0.00
Aug 30	1:30 PM	15 min	0.00	0.00	0.00	0.00	0.00	0.00	0.00	0.00	0.00	0.00
Aug 30	1:45 PM	15 min	0.00	0.00	0.00	0.00	0.00	0.00	0.00	0.00	0.00	0.00
Aug 30	2:00 PM	15 min	0.00	3.59	0.00	0.00	0.00	0.00	0.00	0.00	0.00	0.00
Aug 30	2:15 PM	15 min	28.69	18.18	0.00	0.00	0.00	0.00	0.00	0.00	0.00	0.00
Aug 30	2:30 PM	15 min	116.78	47.61	0.00	0.00	0.00	0.00	0.00	0.00	0.00	0.00
Aug 30	2:45 PM	15 min	264.12	93.27	0.00	0.00	0.00	0.00	0.00	0.00	0.00	0.00
Aug 30	3:00 PM	15 min	482.01	159.59	0.00	0.00	0.00	0.00	0.00	0.00	0.00	0.00
Aug 30	3:15 PM	15 min	794.69	251.45	0.00	0.00	0.00	0.00	0.00	9.11	0.00	9.11
Aug 30	3:30 PM	15 min	1,216.90	373.57	0.00	0.00	0.00	0.00	72.85	53.33	72.85	53.33
Aug 30	3:45 PM	15 min	1,771.65	868.20	0.00	0.00	0.00	0.00	353.78	131.96	353.78	131.96
Aug 30	4:00 PM	15 min	5,173.92	2078.82	0.00	0.00	0.00	0.00	701.90	208.18	701.90	208.18
Aug 30	4:15 PM	15 min	11,456.66	3871.60	0.00	0.00	0.00	0.00	963.53	275.22	963.53	275.22
Aug 30	4:30 PM	15 min	19,516.13	6013.50	0.00	0.00	0.00	0.00	1,238.20	336.96	1,238.20	336.96
Aug 30	4:45 PM	15 min	28,591.90	8231.39	0.00	0.00	0.00	0.00	1,457.48	531.51	1,457.48	531.51
Aug 30	5:00 PM	15 min	37,263.24	10071.27	0.00	0.00	0.00	0.00	2,794.63	940.39	2,794.63	940.39
Aug 30	5:15 PM	15 min	43,306.95	11593.28	0.00	0.00	0.00	0.00	4,728.45	1047.70	4,728.45	1047.70
Aug 30	5:30 PM	15 min	49,439.33	12916.29	0.00	0.00	0.00	0.00	3,653.19	758.15	3,653.19	758.15
Aug 30	5:45 PM	15 min	53,891.01	13675.42	0.00	0.00	0.00	0.00	2,412.02	487.75	2,412.02	487.75
Aug 30	6:00 PM	15 min	55,512.36	14010.51	0.00	0.00	0.00	0.00	1,489.98	240.08	1,489.98	240.08
Aug 30	6:15 PM	15 min	56,571.69	14196.75	0.00	0.00	0.00	0.00	430.65	53.83	430.65	53.83
Aug 30	6:30 PM	11 min	57,002.34	10830.44	0.00	0.00	0.00	0.00	0.00	0.00	0.00	0.00
Aug 30	6:41 PM	0 min	57,002.33		0.00		0.00		0.00		0.00	

BLOCK 1 / 160 FOLSOM STREET

Quantitative Shading Calculations for Transbay Park

Analysis Run: 8/21/2015

Technician: AP

EXAMPLE	Existing Shading
EXAMPLE	No new shading from Project / Project Alternative
EXAMPLE	New Shading from Project / Project Alternative
EXAMPLE	No new shading from Project / Project Alternative + Cumulative
EXAMPLE	New Shading from Project / Project Alternative + Cumulative

Date	Start Time	Duration	Current Park Shading		New Shadow: Project @ 400'		New Shadow: Project @ 300'		New Shadow: Project @ 400' + Cumulative		New Shadow: Project @ 300' + Cumulative	
			Shadow Area (sf)	Shading (sfh)	Shadow Area (sf)	Shading (sfh)	Shadow Area (sf)	Shading (sfh)	Shadow Area (sf)	Shading (sfh)	Shadow Area (sf)	Shading (sfh)
Sep 6	7:44 AM	1 min	35,111.99	700.30	21,879.49	439.09	21,871.16	438.86	21,884.49	439.36	21,876.16	439.13
Sep 6	7:45 AM	15 min	34,918.49	9031.00	22,029.56	4940.98	22,014.89	4933.71	22,051.87	5082.56	22,037.19	5075.28
Sep 6	8:00 AM	15 min	37,329.53	9583.15	17,498.28	3598.17	17,454.78	3583.94	18,608.58	4141.84	18,565.08	4127.60
Sep 6	8:15 AM	15 min	39,335.68	9760.49	11,287.11	2013.84	11,216.73	1999.71	14,526.10	3082.52	14,455.72	3068.38
Sep 6	8:30 AM	15 min	38,748.20	9563.23	4,823.59	712.58	4,780.92	703.74	10,134.03	2050.51	10,091.36	2041.67
Sep 6	8:45 AM	15 min	37,757.63	9210.63	877.05	109.63	848.97	106.12	6,270.08	1423.96	6,241.99	1420.45
Sep 6	9:00 AM	15 min	35,927.40	8709.60	0.00	0.00	0.00	0.00	5,121.62	1147.43	5,121.62	1147.43
Sep 6	9:15 AM	15 min	33,749.37	8198.78	0.00	0.00	0.00	0.00	4,057.78	907.02	4,057.78	907.02
Sep 6	9:30 AM	15 min	31,840.88	7244.78	0.00	0.00	0.00	0.00	3,198.40	717.01	3,198.40	717.01
Sep 6	9:45 AM	15 min	26,117.35	5834.52	0.00	0.00	0.00	0.00	2,537.67	578.08	2,537.67	578.08
Sep 6	10:00 AM	15 min	20,558.78	4415.70	0.00	0.00	0.00	0.00	2,086.94	595.51	2,086.94	595.51
Sep 6	10:15 AM	15 min	14,766.80	3440.74	0.00	0.00	0.00	0.00	2,677.17	561.68	2,677.17	561.68
Sep 6	10:30 AM	15 min	12,759.14	3094.73	0.00	0.00	0.00	0.00	1,816.31	370.69	1,816.31	370.69
Sep 6	10:45 AM	15 min	11,998.67	3084.02	0.00	0.00	0.00	0.00	1,149.24	224.07	1,149.24	224.07
Sep 6	11:00 AM	15 min	12,673.51	2797.05	0.00	0.00	0.00	0.00	643.31	114.44	643.31	114.44
Sep 6	11:15 AM	15 min	9,702.87	2074.87	0.00	0.00	0.00	0.00	272.20	37.49	272.20	37.49
Sep 6	11:30 AM	15 min	6,896.12	1390.37	0.00	0.00	0.00	0.00	27.68	3.46	27.68	3.46
Sep 6	11:45 AM	15 min	4,226.83	743.01	0.00	0.00	0.00	0.00	0.00	0.00	0.00	0.00
Sep 6	12:00 PM	15 min	1,717.23	218.76	0.00	0.00	0.00	0.00	0.00	0.00	0.00	0.00
Sep 6	12:15 PM	15 min	32.89	4.11	0.00	0.00	0.00	0.00	0.00	0.00	0.00	0.00
Sep 6	12:30 PM	15 min	0.00	0.00	0.00	0.00	0.00	0.00	0.00	0.00	0.00	0.00
Sep 6	12:45 PM	15 min	0.00	0.00	0.00	0.00	0.00	0.00	0.00	0.00	0.00	0.00
Sep 6	1:00 PM	15 min	0.00	0.00	0.00	0.00	0.00	0.00	0.00	0.00	0.00	0.00
Sep 6	1:15 PM	15 min	0.00	0.00	0.00	0.00	0.00	0.00	0.00	0.00	0.00	0.00
Sep 6	1:30 PM	15 min	0.00	0.00	0.00	0.00	0.00	0.00	0.00	0.00	0.00	0.00
Sep 6	1:45 PM	15 min	0.00	0.00	0.00	0.00	0.00	0.00	0.00	0.00	0.00	0.00
Sep 6	2:00 PM	15 min	0.00	5.51	0.00	0.00	0.00	0.00	0.00	0.00	0.00	0.00
Sep 6	2:15 PM	15 min	44.06	25.30	0.00	0.00	0.00	0.00	0.00	0.00	0.00	0.00
Sep 6	2:30 PM	15 min	158.31	61.75	0.00	0.00	0.00	0.00	0.00	0.00	0.00	0.00
Sep 6	2:45 PM	15 min	335.72	115.30	0.00	0.00	0.00	0.00	0.00	0.37	0.00	0.37
Sep 6	3:00 PM	15 min	586.65	193.01	0.00	0.00	0.00	0.00	2.93	13.29	2.93	13.29
Sep 6	3:15 PM	15 min	957.42	301.96	0.00	0.00	0.00	0.00	103.41	69.35	103.41	69.35
Sep 6	3:30 PM	15 min	1,458.24	455.29	0.00	0.00	0.00	0.00	451.36	161.99	451.36	161.99
Sep 6	3:45 PM	15 min	2,184.11	960.33	0.00	0.00	0.00	0.00	844.54	257.52	844.54	257.52
Sep 6	4:00 PM	15 min	5,498.51	2239.03	0.00	0.00	0.00	0.00	1,215.60	338.21	1,215.60	338.21
Sep 6	4:15 PM	15 min	12,413.77	4205.19	0.00	0.00	0.00	0.00	1,490.08	406.87	1,490.08	406.87
Sep 6	4:30 PM	15 min	21,227.74	6348.26	0.00	0.00	0.00	0.00	1,764.91	467.59	1,764.91	467.59
Sep 6	4:45 PM	15 min	29,558.38	8414.75	0.00	0.00	0.00	0.00	1,975.82	528.30	1,975.82	528.30
Sep 6	5:00 PM	15 min	37,759.62	10239.19	0.00	0.00	0.00	0.00	2,250.55	705.05	2,250.55	705.05
Sep 6	5:15 PM	15 min	44,153.92	11881.13	0.00	0.00	0.00	0.00	3,389.88	754.47	3,389.88	754.47
Sep 6	5:30 PM	15 min	50,895.11	13146.73	0.00	0.00	0.00	0.00	2,645.88	622.98	2,645.88	622.98
Sep 6	5:45 PM	15 min	54,278.72	13658.34	0.00	0.00	0.00	0.00	2,337.94	544.03	2,337.94	544.03
Sep 6	6:00 PM	15 min	54,988.03	13998.80	0.00	0.00	0.00	0.00	2,014.31	251.79	2,014.31	251.79
Sep 6	6:15 PM	15 min	57,002.34	14250.59	0.00	0.00	0.00	0.00	0.00	0.00	0.00	0.00
Sep 6	6:30 PM	1 min	57,002.34	1140.05	0.00	0.00	0.00	0.00	0.00	0.00	0.00	0.00
Sep 6	6:31 PM	0 min	57,002.34		0.00		0.00		0.00		0.00	

BLOCK 1 / 160 FOLSOM STREET

Quantitative Shading Calculations for Transbay Park

EXAMPLE	Existing Shading
EXAMPLE	No new shading from Project / Project Alternative
EXAMPLE	New Shading from Project / Project Alternative
EXAMPLE	No new shading from Project / Project Alternative + Cumulative
EXAMPLE	New Shading from Project / Project Alternative + Cumulative

Analysis Run: 8/21/2015

Technician: AP

Date	Start Time	Duration	Current Park Shading		New Shadow: Project @ 400'		New Shadow: Project @ 300'		New Shadow: Project @ 400' + Cumulative		New Shadow: Project @ 300' + Cumulative	
			Shadow Area (sf)	Shading (sfh)	Shadow Area (sf)	Shading (sfh)	Shadow Area (sf)	Shading (sfh)	Shadow Area (sf)	Shading (sfh)	Shadow Area (sf)	Shading (sfh)
Sep 13	7:50 AM	10 min	40,394.18	6969.39	15,798.32	2434.27	15,787.74	2432.66	16,568.59	2685.65	16,558.01	2684.05
Sep 13	8:00 AM	15 min	41,598.60	10593.62	12,840.11	2530.70	12,831.80	2532.05	15,027.31	3206.61	15,018.99	3207.96
Sep 13	8:15 AM	15 min	43,150.36	10427.45	7,405.47	1248.64	7,424.64	1244.45	10,625.54	2343.85	10,644.72	2339.66
Sep 13	8:30 AM	15 min	40,269.21	9527.67	2,583.68	334.50	2,530.97	326.74	8,125.28	2003.49	8,072.56	1995.74
Sep 13	8:45 AM	15 min	35,952.19	8714.50	92.28	11.54	82.94	10.37	7,902.67	1774.47	7,893.32	1773.30
Sep 13	9:00 AM	15 min	33,763.78	8244.42	0.00	0.00	0.00	0.00	6,293.06	1386.71	6,293.06	1386.71
Sep 13	9:15 AM	15 min	32,191.60	8001.65	0.00	0.00	0.00	0.00	4,800.59	1076.70	4,800.59	1076.70
Sep 13	9:30 AM	15 min	31,821.57	7457.79	0.00	0.00	0.00	0.00	3,813.00	860.63	3,813.00	860.63
Sep 13	9:45 AM	15 min	27,840.78	6333.95	0.00	0.00	0.00	0.00	3,072.07	758.13	3,072.07	758.13
Sep 13	10:00 AM	15 min	22,830.83	5139.87	0.00	0.00	0.00	0.00	2,992.97	698.83	2,992.97	698.83
Sep 13	10:15 AM	15 min	18,288.14	4185.69	0.00	0.00	0.00	0.00	2,597.65	610.39	2,597.65	610.39
Sep 13	10:30 AM	15 min	15,197.38	3989.59	0.00	0.00	0.00	0.00	2,285.49	480.74	2,285.49	480.74
Sep 13	10:45 AM	15 min	16,719.38	4064.72	0.00	0.00	0.00	0.00	1,560.43	317.59	1,560.43	317.59
Sep 13	11:00 AM	15 min	15,798.41	3547.40	0.00	0.00	0.00	0.00	980.31	195.50	980.31	195.50
Sep 13	11:15 AM	15 min	12,580.76	2781.37	0.00	0.00	0.00	0.00	583.66	104.09	583.66	104.09
Sep 13	11:30 AM	15 min	9,670.17	2053.59	0.00	0.00	0.00	0.00	249.04	33.09	249.04	33.09
Sep 13	11:45 AM	15 min	6,758.53	1337.18	0.00	0.00	0.00	0.00	15.69	1.96	15.69	1.96
Sep 13	12:00 PM	15 min	3,938.88	662.97	0.00	0.00	0.00	0.00	0.00	0.00	0.00	0.00
Sep 13	12:15 PM	15 min	1,364.87	170.61	0.00	0.00	0.00	0.00	0.00	0.00	0.00	0.00
Sep 13	12:30 PM	15 min	0.00	0.00	0.00	0.00	0.00	0.00	0.00	0.00	0.00	0.00
Sep 13	12:45 PM	15 min	0.00	0.00	0.00	0.00	0.00	0.00	0.00	0.00	0.00	0.00
Sep 13	1:00 PM	15 min	0.00	0.00	0.00	0.00	0.00	0.00	0.00	0.00	0.00	0.00
Sep 13	1:15 PM	15 min	0.00	0.00	0.00	0.00	0.00	0.00	0.00	0.00	0.00	0.00
Sep 13	1:30 PM	15 min	0.00	0.00	0.00	0.00	0.00	0.00	0.00	0.00	0.00	0.00
Sep 13	1:45 PM	15 min	0.00	0.00	0.00	0.00	0.00	0.00	0.00	0.00	0.00	0.00
Sep 13	2:00 PM	15 min	0.00	4.97	0.00	0.00	0.00	0.00	0.00	0.00	0.00	0.00
Sep 13	2:15 PM	15 min	39.73	27.88	0.00	0.00	0.00	0.00	0.00	4.07	0.00	4.07
Sep 13	2:30 PM	15 min	183.28	72.18	0.00	0.00	0.00	0.00	32.57	5.60	32.57	5.60
Sep 13	2:45 PM	15 min	394.17	134.35	0.00	0.00	0.00	0.00	12.22	19.68	12.22	19.68
Sep 13	3:00 PM	15 min	680.61	225.75	0.00	0.00	0.00	0.00	145.21	86.50	145.21	86.50
Sep 13	3:15 PM	15 min	1,125.38	362.16	0.00	0.00	0.00	0.00	546.79	192.24	546.79	192.24
Sep 13	3:30 PM	15 min	1,771.89	551.39	0.00	0.00	0.00	0.00	991.12	302.36	991.12	302.36
Sep 13	3:45 PM	15 min	2,639.19	1060.44	0.00	0.00	0.00	0.00	1,427.77	406.99	1,427.77	406.99
Sep 13	4:00 PM	15 min	5,844.34	2327.05	0.00	0.00	0.00	0.00	1,828.17	491.38	1,828.17	491.38
Sep 13	4:15 PM	15 min	12,772.07	4178.61	0.00	0.00	0.00	0.00	2,102.84	560.13	2,102.84	560.13
Sep 13	4:30 PM	15 min	20,656.79	6174.96	0.00	0.00	0.00	0.00	2,378.24	622.45	2,378.24	622.45
Sep 13	4:45 PM	15 min	28,742.90	8227.51	0.00	0.00	0.00	0.00	2,601.33	653.93	2,601.33	653.93
Sep 13	5:00 PM	15 min	37,077.14	10321.99	0.00	0.00	0.00	0.00	2,630.07	601.99	2,630.07	601.99
Sep 13	5:15 PM	15 min	45,498.76	12243.89	0.00	0.00	0.00	0.00	2,185.85	490.43	2,185.85	490.43
Sep 13	5:30 PM	15 min	52,452.35	13406.02	0.00	0.00	0.00	0.00	1,737.63	486.26	1,737.63	486.26
Sep 13	5:45 PM	15 min	54,795.81	13974.76	0.00	0.00	0.00	0.00	2,152.48	269.07	2,152.48	269.07
Sep 13	6:00 PM	15 min	57,002.26	14176.15	0.00	0.00	0.00	0.00	0.08	74.44	0.08	74.44
Sep 13	6:15 PM	5 min	56,406.92	5103.42	0.00	0.00	0.00	0.00	595.42	26.79	595.42	26.79
Sep 13	6:20 PM	0 min	57,002.34		0.00		0.00		0.00		0.00	

BLOCK 1 / 160 FOLSOM STREET

Quantitative Shading Calculations for Transbay Park

EXAMPLE	Existing Shading	EXAMPLE	No new shading from Project / Project Alternative
		EXAMPLE	New Shading from Project / Project Alternative

EXAMPLE	No new shading from Project / Project Alternative + Cumulative
EXAMPLE	New Shading from Project / Project Alternative + Cumulative

Analysis Run: 8/21/2015

Technician: AP

Date	Start Time	Duration	Current Park Shading		New Shadow: Project @ 400'		New Shadow: Project @ 300'		New Shadow: Project @ 400' + Cumulative		New Shadow: Project @ 300' + Cumulative	
			Shadow Area (sf)	Shading (sfh)	Shadow Area (sf)	Shading (sfh)	Shadow Area (sf)	Shading (sfh)	Shadow Area (sf)	Shading (sfh)	Shadow Area (sf)	Shading (sfh)
Sep 20	7:56 AM	5 min	45,542.69	3649.21	8,754.10	652.42	8,754.10	651.29	11,459.65	892.36	11,459.65	891.22
Sep 20	8:00 AM	15 min	45,687.64	11436.57	7,556.35	1369.93	7,528.05	1366.39	10,849.26	2248.52	10,820.96	2244.98
Sep 20	8:15 AM	15 min	45,804.96	10986.16	3,403.10	555.39	3,403.10	555.39	7,138.88	1700.71	7,138.88	1700.71
Sep 20	8:30 AM	15 min	42,084.31	9703.52	1,039.99	130.00	1,039.99	130.00	6,466.83	1810.75	6,466.83	1810.75
Sep 20	8:45 AM	15 min	35,543.83	8475.54	0.00	0.00	0.00	0.00	8,019.21	1957.15	8,019.21	1957.15
Sep 20	9:00 AM	15 min	32,260.51	8103.98	0.00	0.00	0.00	0.00	7,638.03	1690.93	7,638.03	1690.93
Sep 20	9:15 AM	15 min	32,571.35	8242.27	0.00	0.00	0.00	0.00	5,889.45	1295.54	5,889.45	1295.54
Sep 20	9:30 AM	15 min	33,366.78	8007.21	0.00	0.00	0.00	0.00	4,474.88	1094.22	4,474.88	1094.22
Sep 20	9:45 AM	15 min	30,690.94	7155.97	0.00	0.00	0.00	0.00	4,278.85	968.64	4,278.85	968.64
Sep 20	10:00 AM	15 min	26,556.78	6047.36	0.00	0.00	0.00	0.00	3,470.26	729.18	3,470.26	729.18
Sep 20	10:15 AM	15 min	21,822.07	4947.33	0.00	0.00	0.00	0.00	2,363.17	528.74	2,363.17	528.74
Sep 20	10:30 AM	15 min	17,756.59	4631.16	0.00	0.00	0.00	0.00	1,866.74	471.87	1,866.74	471.87
Sep 20	10:45 AM	15 min	19,292.65	4726.49	0.00	0.00	0.00	0.00	1,908.19	417.74	1,908.19	417.74
Sep 20	11:00 AM	15 min	18,519.30	4304.28	0.00	0.00	0.00	0.00	1,433.70	306.99	1,433.70	306.99
Sep 20	11:15 AM	15 min	15,914.94	3597.06	0.00	0.00	0.00	0.00	1,022.18	190.54	1,022.18	190.54
Sep 20	11:30 AM	15 min	12,861.57	2825.04	0.00	0.00	0.00	0.00	502.10	83.46	502.10	83.46
Sep 20	11:45 AM	15 min	9,738.77	2047.20	0.00	0.00	0.00	0.00	165.60	21.63	165.60	21.63
Sep 20	12:00 PM	15 min	6,638.85	1287.28	0.00	0.00	0.00	0.00	7.44	0.93	7.44	0.93
Sep 20	12:15 PM	15 min	3,659.40	589.65	0.00	0.00	0.00	0.00	0.00	0.00	0.00	0.00
Sep 20	12:30 PM	15 min	1,057.81	132.23	0.00	0.00	0.00	0.00	0.00	0.00	0.00	0.00
Sep 20	12:45 PM	15 min	0.00	0.00	0.00	0.00	0.00	0.00	0.00	0.00	0.00	0.00
Sep 20	1:00 PM	15 min	0.00	0.00	0.00	0.00	0.00	0.00	0.00	0.00	0.00	0.00
Sep 20	1:15 PM	15 min	0.00	0.00	0.00	0.00	0.00	0.00	0.00	0.00	0.00	0.00
Sep 20	1:30 PM	15 min	0.00	0.00	0.00	0.00	0.00	0.00	0.00	0.00	0.00	0.00
Sep 20	1:45 PM	15 min	0.00	0.00	0.00	0.00	0.00	0.00	0.00	0.00	0.00	0.00
Sep 20	2:00 PM	15 min	0.00	3.41	0.00	0.00	0.00	0.00	0.00	45.20	0.00	45.20
Sep 20	2:15 PM	15 min	27.29	26.51	0.00	0.00	0.00	0.00	361.60	104.38	361.60	104.38
Sep 20	2:30 PM	15 min	184.78	77.17	0.00	0.00	0.00	0.00	473.40	89.71	473.40	89.71
Sep 20	2:45 PM	15 min	432.56	150.89	0.00	0.00	0.00	0.00	244.29	112.24	244.29	112.24
Sep 20	3:00 PM	15 min	774.52	260.80	0.00	0.00	0.00	0.00	653.66	219.69	653.66	219.69
Sep 20	3:15 PM	15 min	1,311.85	424.22	0.00	0.00	0.00	0.00	1,103.85	340.11	1,103.85	340.11
Sep 20	3:30 PM	15 min	2,081.89	649.85	0.00	0.00	0.00	0.00	1,617.07	467.28	1,617.07	467.28
Sep 20	3:45 PM	15 min	3,116.90	1112.22	0.00	0.00	0.00	0.00	2,121.14	581.52	2,121.14	581.52
Sep 20	4:00 PM	15 min	5,780.85	2203.43	0.00	0.00	0.00	0.00	2,531.02	667.94	2,531.02	667.94
Sep 20	4:15 PM	15 min	11,846.58	3904.91	0.00	0.00	0.00	0.00	2,812.53	741.48	2,812.53	741.48
Sep 20	4:30 PM	15 min	19,392.67	5872.56	0.00	0.00	0.00	0.00	3,119.33	805.68	3,119.33	805.68
Sep 20	4:45 PM	15 min	27,587.81	8038.39	0.00	0.00	0.00	0.00	3,326.08	787.96	3,326.08	787.96
Sep 20	5:00 PM	15 min	36,719.35	10451.97	0.00	0.00	0.00	0.00	2,977.60	737.05	2,977.60	737.05
Sep 20	5:15 PM	15 min	46,896.45	12626.16	0.00	0.00	0.00	0.00	2,918.79	488.01	2,918.79	488.01
Sep 20	5:30 PM	15 min	54,112.80	13812.75	0.00	0.00	0.00	0.00	985.28	199.80	985.28	199.80
Sep 20	5:45 PM	15 min	56,389.22	14173.95	0.00	0.00	0.00	0.00	613.12	76.64	613.12	76.64
Sep 20	6:00 PM	9 min	57,002.34	8550.35	0.00	0.00	0.00	0.00	0.00	0.00	0.00	0.00
Sep 20	6:09 PM	0 min	57,002.34		0.00		0.00		0.00		0.00	

BLOCK 1 / 160 FOLSOM STREET

Quantitative Shading Calculations for Transbay Park

EXAMPLE	Existing Shading
EXAMPLE	No new shading from Project / Project Alternative
EXAMPLE	New Shading from Project / Project Alternative
EXAMPLE	No new shading from Project / Project Alternative + Cumulative
EXAMPLE	New Shading from Project / Project Alternative + Cumulative

Analysis Run: 8/21/2015

Technician: AP

Date	Start Time	Duration	Current Park Shading		New Shadow: Project @ 400'		New Shadow: Project @ 300'		New Shadow: Project @ 400' + Cumulative		New Shadow: Project @ 300' + Cumulative	
			Shadow Area (sf)	Shading (sfh)	Shadow Area (sf)	Shading (sfh)	Shadow Area (sf)	Shading (sfh)	Shadow Area (sf)	Shading (sfh)	Shadow Area (sf)	Shading (sfh)
Sep 27	8:02 AM	13 min	48,924.15	10733.60	3,145.32	453.05	3,145.32	453.05	8,078.19	1538.79	8,078.19	1538.79
Sep 27	8:15 AM	15 min	48,654.01	11552.02	973.33	122.35	973.33	122.35	5,910.83	1408.06	5,910.83	1408.06
Sep 27	8:30 AM	15 min	43,762.17	10074.95	5.48	0.68	5.48	0.68	5,353.69	1596.40	5,353.69	1596.40
Sep 27	8:45 AM	15 min	36,837.46	8786.73	0.00	0.00	0.00	0.00	7,417.52	1999.97	7,417.52	1999.97
Sep 27	9:00 AM	15 min	33,456.38	8351.88	0.00	0.00	0.00	0.00	8,582.28	1971.81	8,582.28	1971.81
Sep 27	9:15 AM	15 min	33,358.67	8439.21	0.00	0.00	0.00	0.00	7,192.19	1667.01	7,192.19	1667.01
Sep 27	9:30 AM	15 min	34,155.04	8627.33	0.00	0.00	0.00	0.00	6,143.85	1395.35	6,143.85	1395.35
Sep 27	9:45 AM	15 min	34,863.58	8196.43	0.00	0.00	0.00	0.00	5,018.93	1051.83	5,018.93	1051.83
Sep 27	10:00 AM	15 min	30,707.89	7063.00	0.00	0.00	0.00	0.00	3,395.68	689.52	3,395.68	689.52
Sep 27	10:15 AM	15 min	25,796.10	6180.20	0.00	0.00	0.00	0.00	2,120.50	430.45	2,120.50	430.45
Sep 27	10:30 AM	15 min	23,645.47	5515.88	0.00	0.00	0.00	0.00	1,323.08	331.80	1,323.08	331.80
Sep 27	10:45 AM	15 min	20,481.61	4991.21	0.00	0.00	0.00	0.00	1,331.35	420.42	1,331.35	420.42
Sep 27	11:00 AM	15 min	19,448.08	4846.74	0.00	0.00	0.00	0.00	2,032.01	447.39	2,032.01	447.39
Sep 27	11:15 AM	15 min	19,325.81	4477.80	0.00	0.00	0.00	0.00	1,547.10	302.41	1,547.10	302.41
Sep 27	11:30 AM	15 min	16,496.58	3720.28	0.00	0.00	0.00	0.00	872.17	147.68	872.17	147.68
Sep 27	11:45 AM	15 min	13,265.67	2894.70	0.00	0.00	0.00	0.00	309.24	46.30	309.24	46.30
Sep 27	12:00 PM	15 min	9,891.90	2053.77	0.00	0.00	0.00	0.00	61.15	7.73	61.15	7.73
Sep 27	12:15 PM	15 min	6,538.30	1238.38	0.00	0.00	0.00	0.00	0.69	0.09	0.69	0.09
Sep 27	12:30 PM	15 min	3,368.72	516.18	0.00	0.00	0.00	0.00	0.00	0.00	0.00	0.00
Sep 27	12:45 PM	15 min	760.69	95.09	0.00	0.00	0.00	0.00	0.00	0.00	0.00	0.00
Sep 27	1:00 PM	15 min	0.00	0.00	0.00	0.00	0.00	0.00	0.00	0.00	0.00	0.00
Sep 27	1:15 PM	15 min	0.00	0.00	0.00	0.00	0.00	0.00	0.00	0.00	0.00	0.00
Sep 27	1:30 PM	15 min	0.00	0.00	0.00	0.00	0.00	0.00	0.00	11.60	0.00	11.60
Sep 27	1:45 PM	15 min	0.00	0.00	0.00	0.00	0.00	0.00	92.81	142.42	92.81	142.42
Sep 27	2:00 PM	15 min	0.00	2.26	0.00	0.00	0.00	0.00	1,046.55	343.32	1,046.55	343.32
Sep 27	2:15 PM	15 min	18.08	21.72	0.00	0.00	0.00	0.00	1,699.97	435.35	1,699.97	435.35
Sep 27	2:30 PM	15 min	155.65	74.77	0.00	0.00	0.00	0.00	1,782.84	488.33	1,782.84	488.33
Sep 27	2:45 PM	15 min	442.53	160.32	0.00	0.00	0.00	0.00	2,123.77	441.46	2,123.77	441.46
Sep 27	3:00 PM	15 min	840.04	287.59	0.00	0.00	0.00	0.00	1,407.93	394.13	1,407.93	394.13
Sep 27	3:15 PM	15 min	1,460.64	479.49	0.00	0.00	0.00	0.00	1,745.15	508.84	1,745.15	508.84
Sep 27	3:30 PM	15 min	2,375.28	746.83	0.00	0.00	0.00	0.00	2,325.54	653.76	2,325.54	653.76
Sep 27	3:45 PM	15 min	3,599.34	1159.21	0.00	0.00	0.00	0.00	2,904.53	781.90	2,904.53	781.90
Sep 27	4:00 PM	15 min	5,674.35	2074.52	0.00	0.00	0.00	0.00	3,350.64	878.56	3,350.64	878.56
Sep 27	4:15 PM	15 min	10,921.83	3690.08	0.00	0.00	0.00	0.00	3,677.83	957.38	3,677.83	957.38
Sep 27	4:30 PM	15 min	18,598.83	5747.67	0.00	0.00	0.00	0.00	3,981.24	1012.50	3,981.24	1012.50
Sep 27	4:45 PM	15 min	27,382.51	8085.47	0.00	0.00	0.00	0.00	4,118.76	1684.01	4,118.76	1684.01
Sep 27	5:00 PM	15 min	37,301.29	10746.70	0.00	0.00	0.00	0.00	2,353.34	1641.41	2,353.34	1641.41
Sep 27	5:15 PM	15 min	48,672.28	13057.19	0.00	0.00	0.00	0.00	3,777.92	506.61	3,777.92	506.61
Sep 27	5:30 PM	15 min	55,785.27	14047.39	0.00	0.00	0.00	0.00	274.97	85.43	274.97	85.43
Sep 27	5:45 PM	13 min	56,593.88	12495.58	0.00	0.00	0.00	0.00	408.47	44.93	408.47	44.93
Sep 27	5:58 PM	0 min	57,002.34		0.00		0.00		0.00		0.00	

BLOCK 1 / 160 FOLSOM STREET

Quantitative Shading Calculations for Transbay Park

Analysis Run: 8/21/2015

Technician: AP

EXAMPLE	Existing Shading
EXAMPLE	No new shading from Project / Project Alternative
EXAMPLE	New Shading from Project / Project Alternative
EXAMPLE	No new shading from Project / Project Alternative + Cumulative
EXAMPLE	New Shading from Project / Project Alternative + Cumulative

Date	Start Time	Duration	Current Park Shading		New Shadow: Project @ 400'		New Shadow: Project @ 300'		New Shadow: Project @ 400' + Cumulative		New Shadow: Project @ 300' + Cumulative	
			Shadow Area (sf)	Shading (sfh)	Shadow Area (sf)	Shading (sfh)	Shadow Area (sf)	Shading (sfh)	Shadow Area (sf)	Shading (sfh)	Shadow Area (sf)	Shading (sfh)
Oct 4	8:08 AM	7 min	51,459.82	6114.45	254.87	15.58	254.87	15.58	5,542.52	706.27	5,542.52	706.27
Oct 4	8:15 AM	15 min	50,447.68	12099.09	4.77	0.60	4.77	0.60	6,228.60	1597.28	6,228.60	1597.28
Oct 4	8:30 AM	15 min	46,345.06	10787.39	0.00	0.00	0.00	0.00	6,549.60	1748.72	6,549.60	1748.72
Oct 4	8:45 AM	15 min	39,954.10	9539.71	0.00	0.00	0.00	0.00	7,440.13	1988.92	7,440.13	1988.92
Oct 4	9:00 AM	15 min	36,363.58	8864.47	0.00	0.00	0.00	0.00	8,471.24	2157.44	8,471.24	2157.44
Oct 4	9:15 AM	15 min	34,552.14	8691.75	0.00	0.00	0.00	0.00	8,788.28	2008.10	8,788.28	2008.10
Oct 4	9:30 AM	15 min	34,981.89	8855.06	0.00	0.00	0.00	0.00	7,276.55	1538.17	7,276.55	1538.17
Oct 4	9:45 AM	15 min	35,858.60	8934.91	0.00	0.00	0.00	0.00	5,028.84	1029.93	5,028.84	1029.93
Oct 4	10:00 AM	15 min	35,620.70	8373.73	0.00	0.00	0.00	0.00	3,210.60	654.08	3,210.60	654.08
Oct 4	10:15 AM	15 min	31,369.17	7390.28	0.00	0.00	0.00	0.00	2,022.02	346.55	2,022.02	346.55
Oct 4	10:30 AM	15 min	27,753.03	6401.54	0.00	0.00	0.00	0.00	750.39	189.95	750.39	189.95
Oct 4	10:45 AM	15 min	23,459.27	5568.52	0.00	0.00	0.00	0.00	769.22	370.29	769.22	370.29
Oct 4	11:00 AM	15 min	21,088.91	5224.73	0.00	0.00	0.00	0.00	2,193.06	525.24	2,193.06	525.24
Oct 4	11:15 AM	15 min	20,708.90	5137.43	0.00	0.00	0.00	0.00	2,008.90	410.01	2,008.90	410.01
Oct 4	11:30 AM	15 min	20,390.50	4711.71	0.00	0.00	0.00	0.00	1,271.22	236.78	1,271.22	236.78
Oct 4	11:45 AM	15 min	17,303.19	3888.17	0.00	0.00	0.00	0.00	622.99	87.53	622.99	87.53
Oct 4	12:00 PM	15 min	13,802.17	2962.59	0.00	0.00	0.00	0.00	77.28	9.66	77.28	9.66
Oct 4	12:15 PM	15 min	9,898.53	1893.39	0.00	0.00	0.00	0.00	0.00	0.00	0.00	0.00
Oct 4	12:30 PM	15 min	5,248.58	876.82	0.00	0.00	0.00	0.00	0.00	0.00	0.00	0.00
Oct 4	12:45 PM	15 min	1,766.00	232.46	0.00	0.00	0.00	0.00	0.00	0.00	0.00	0.00
Oct 4	1:00 PM	15 min	93.69	11.71	0.00	0.00	0.00	0.00	0.00	0.00	0.00	0.00
Oct 4	1:15 PM	15 min	0.00	0.00	0.00	0.00	0.00	0.00	0.00	75.48	0.00	75.48
Oct 4	1:30 PM	15 min	0.00	0.00	0.00	0.00	0.00	0.00	603.81	377.89	603.81	377.89
Oct 4	1:45 PM	15 min	0.00	0.00	0.00	0.00	0.00	0.00	2,419.28	739.06	2,419.28	739.06
Oct 4	2:00 PM	15 min	0.00	1.38	0.00	0.00	0.00	0.00	3,493.19	950.87	3,493.19	950.87
Oct 4	2:15 PM	15 min	11.06	15.92	0.00	0.00	0.00	0.00	4,113.81	1322.90	4,113.81	1322.90
Oct 4	2:30 PM	15 min	116.30	66.20	0.00	0.00	0.00	0.00	6,469.43	1691.47	6,469.43	1691.47
Oct 4	2:45 PM	15 min	413.28	157.39	0.00	0.00	0.00	0.00	7,062.29	1527.16	7,062.29	1527.16
Oct 4	3:00 PM	15 min	845.82	300.14	0.00	0.00	0.00	0.00	5,154.97	950.61	5,154.97	950.61
Oct 4	3:15 PM	15 min	1,555.34	521.56	0.00	0.00	0.00	0.00	2,449.93	694.26	2,449.93	694.26
Oct 4	3:30 PM	15 min	2,617.17	834.24	0.00	0.00	0.00	0.00	3,104.17	864.83	3,104.17	864.83
Oct 4	3:45 PM	15 min	4,056.72	1254.30	0.00	0.00	0.00	0.00	3,814.50	1017.21	3,814.50	1017.21
Oct 4	4:00 PM	15 min	5,977.66	2064.10	0.00	0.00	0.00	0.00	4,323.16	1125.27	4,323.16	1125.27
Oct 4	4:15 PM	15 min	10,535.16	3625.27	0.00	0.00	0.00	0.00	4,678.99	1208.97	4,678.99	1208.97
Oct 4	4:30 PM	15 min	18,466.98	5808.56	0.00	0.00	0.00	0.00	4,992.74	1751.70	4,992.74	1751.70
Oct 4	4:45 PM	15 min	28,001.50	8356.07	0.00	0.00	0.00	0.00	9,020.88	3397.02	9,020.88	3397.02
Oct 4	5:00 PM	15 min	38,847.02	11371.62	0.00	0.00	0.00	0.00	18,155.32	2783.59	18,155.32	2783.59
Oct 4	5:15 PM	15 min	52,125.94	13621.66	0.00	0.00	0.00	0.00	4,113.40	514.17	4,113.40	514.17
Oct 4	5:30 PM	15 min	56,847.35	14231.21	0.00	0.00	0.00	0.00	0.00	0.00	0.00	0.00
Oct 4	5:45 PM	3 min	57,002.34	2850.12	0.00	0.00	0.00	0.00	0.00	0.00	0.00	0.00
Oct 4	5:48 PM	0 min	57,002.34		0.00		0.00		0.00		0.00	

BLOCK 1 / 160 FOLSOM STREET

Quantitative Shading Calculations for Transbay Park

Analysis Run: 8/21/2015

Technician: AP

EXAMPLE	Existing Shading	EXAMPLE	No new shading from Project / Project Alternative
		EXAMPLE	New Shading from Project / Project Alternative

EXAMPLE	No new shading from Project / Project Alternative + Cumulative
EXAMPLE	New Shading from Project / Project Alternative + Cumulative

Date	Start Time	Duration	Current Park Shading		New Shadow: Project @ 400'		New Shadow: Project @ 300'		New Shadow: Project @ 400' + Cumulative		New Shadow: Project @ 300' + Cumulative	
			Shadow Area (sf)	Shading (sfh)	Shadow Area (sf)	Shading (sfh)	Shadow Area (sf)	Shading (sfh)	Shadow Area (sf)	Shading (sfh)	Shadow Area (sf)	Shading (sfh)
Oct 11	8:15 AM	15 min	51,386.21	12517.15	0.00	0.00	0.00	0.00	5,616.13	1649.61	5,616.13	1649.61
Oct 11	8:30 AM	15 min	48,751.00	11537.90	0.00	0.00	0.00	0.00	7,580.74	2013.05	7,580.74	2013.05
Oct 11	8:45 AM	15 min	43,552.23	10321.39	0.00	0.00	0.00	0.00	8,523.64	2188.98	8,523.64	2188.98
Oct 11	9:00 AM	15 min	39,018.89	9453.11	0.00	0.00	0.00	0.00	8,988.24	2245.63	8,988.24	2245.63
Oct 11	9:15 AM	15 min	36,606.01	9071.24	0.00	0.00	0.00	0.00	8,976.77	2023.49	8,976.77	2023.49
Oct 11	9:30 AM	15 min	35,963.90	9074.46	0.00	0.00	0.00	0.00	7,211.15	1515.69	7,211.15	1515.69
Oct 11	9:45 AM	15 min	36,631.74	9286.95	0.00	0.00	0.00	0.00	4,914.36	996.82	4,914.36	996.82
Oct 11	10:00 AM	15 min	37,663.85	9400.71	0.00	0.00	0.00	0.00	3,060.22	582.81	3,060.22	582.81
Oct 11	10:15 AM	15 min	37,541.87	8658.30	0.00	0.00	0.00	0.00	1,602.29	265.97	1,602.29	265.97
Oct 11	10:30 AM	15 min	31,724.51	7413.62	0.00	0.00	0.00	0.00	525.46	233.30	525.46	233.30
Oct 11	10:45 AM	15 min	27,584.49	6447.11	0.00	0.00	0.00	0.00	1,340.92	437.99	1,340.92	437.99
Oct 11	11:00 AM	15 min	23,992.37	5738.60	0.00	0.00	0.00	0.00	2,162.96	578.54	2,162.96	578.54
Oct 11	11:15 AM	15 min	21,916.43	5498.32	0.00	0.00	0.00	0.00	2,465.34	524.52	2,465.34	524.52
Oct 11	11:30 AM	15 min	22,070.10	5453.27	0.00	0.00	0.00	0.00	1,730.83	339.14	1,730.83	339.14
Oct 11	11:45 AM	15 min	21,556.03	4936.83	0.00	0.00	0.00	0.00	982.29	160.61	982.29	160.61
Oct 11	12:00 PM	15 min	17,938.63	3675.99	0.00	0.00	0.00	0.00	302.58	39.18	302.58	39.18
Oct 11	12:15 PM	15 min	11,469.31	2166.33	0.00	0.00	0.00	0.00	10.88	3.09	10.88	3.09
Oct 11	12:30 PM	15 min	5,861.37	982.45	0.00	0.00	0.00	0.00	13.84	1.73	13.84	1.73
Oct 11	12:45 PM	15 min	1,998.27	260.95	0.00	0.00	0.00	0.00	0.00	0.00	0.00	0.00
Oct 11	1:00 PM	15 min	89.35	11.17	0.00	0.00	0.00	0.00	0.00	124.97	0.00	124.97
Oct 11	1:15 PM	15 min	0.00	0.00	0.00	0.00	0.00	0.00	999.73	592.94	999.73	592.94
Oct 11	1:30 PM	15 min	0.00	0.00	0.00	0.00	0.00	0.00	3,743.78	1225.65	3,743.78	1225.65
Oct 11	1:45 PM	15 min	0.00	0.00	0.00	0.00	0.00	0.00	6,061.44	1709.67	6,061.44	1709.67
Oct 11	2:00 PM	15 min	0.00	0.73	0.00	0.00	0.00	0.00	7,615.94	2454.37	7,615.94	2454.37
Oct 11	2:15 PM	15 min	5.81	11.36	0.00	0.00	0.00	0.00	12,018.99	3403.95	12,018.99	3403.95
Oct 11	2:30 PM	15 min	85.07	52.14	0.00	0.00	0.00	0.00	15,212.60	3816.71	15,212.60	3816.71
Oct 11	2:45 PM	15 min	332.01	143.60	0.00	0.00	0.00	0.00	15,321.10	3421.52	15,321.10	3421.52
Oct 11	3:00 PM	15 min	816.81	299.99	0.00	0.00	0.00	0.00	12,051.08	1957.17	12,051.08	1957.17
Oct 11	3:15 PM	15 min	1,583.10	543.66	0.00	0.00	0.00	0.00	3,606.26	946.82	3,606.26	946.82
Oct 11	3:30 PM	15 min	2,766.17	899.56	0.00	0.00	0.00	0.00	3,968.30	1101.90	3,968.30	1101.90
Oct 11	3:45 PM	15 min	4,430.31	1395.91	0.00	0.00	0.00	0.00	4,846.92	1285.81	4,846.92	1285.81
Oct 11	4:00 PM	15 min	6,736.97	2187.97	0.00	0.00	0.00	0.00	5,439.52	1412.20	5,439.52	1412.20
Oct 11	4:15 PM	15 min	10,766.77	3714.58	0.00	0.00	0.00	0.00	5,858.12	1580.84	5,858.12	1580.84
Oct 11	4:30 PM	15 min	18,949.83	6029.00	0.00	0.00	0.00	0.00	6,788.60	2763.83	6,788.60	2763.83
Oct 11	4:45 PM	15 min	29,282.14	8907.33	0.00	0.00	0.00	0.00	15,322.03	3671.71	15,322.03	3671.71
Oct 11	5:00 PM	15 min	41,976.53	12170.02	0.00	0.00	0.00	0.00	14,051.67	1958.80	14,051.67	1958.80
Oct 11	5:15 PM	15 min	55,383.60	14048.24	0.00	0.00	0.00	0.00	1,618.74	202.34	1,618.74	202.34
Oct 11	5:30 PM	7 min	57,002.34	6840.28	0.00	0.00	0.00	0.00	0.00	0.00	0.00	0.00
Oct 11	5:37 PM	0 min	57,002.34		0.00		0.00		0.00		0.00	

BLOCK 1 / 160 FOLSOM STREET

Quantitative Shading Calculations for Transbay Park

EXAMPLE	Existing Shading	EXAMPLE	No new shading from Project / Project Alternative
		EXAMPLE	New Shading from Project / Project Alternative

EXAMPLE	No new shading from Project / Project Alternative + Cumulative
EXAMPLE	New Shading from Project / Project Alternative + Cumulative

Analysis Run: 8/21/2015

Technician: AP

Date	Start Time	Duration	Current Park Shading		New Shadow: Project @ 400'		New Shadow: Project @ 300'		New Shadow: Project @ 400' + Cumulative		New Shadow: Project @ 300' + Cumulative	
			Shadow Area (sf)	Shading (sfh)	Shadow Area (sf)	Shading (sfh)	Shadow Area (sf)	Shading (sfh)	Shadow Area (sf)	Shading (sfh)	Shadow Area (sf)	Shading (sfh)
Oct 18	8:21 AM	9 min	51,374.20	8088.93	0.00	0.00	0.00	0.00	5,628.14	1031.44	5,628.14	1031.44
Oct 18	8:30 AM	15 min	49,737.44	12014.93	0.00	0.00	0.00	0.00	7,264.90	2074.68	7,264.90	2074.68
Oct 18	8:45 AM	15 min	46,382.02	10952.04	0.00	0.00	0.00	0.00	9,332.52	2375.72	9,332.52	2375.72
Oct 18	9:00 AM	15 min	41,234.29	9968.09	0.00	0.00	0.00	0.00	9,673.20	2244.41	9,673.20	2244.41
Oct 18	9:15 AM	15 min	38,510.44	9477.15	0.00	0.00	0.00	0.00	8,282.10	1869.88	8,282.10	1869.88
Oct 18	9:30 AM	15 min	37,306.74	9363.97	0.00	0.00	0.00	0.00	6,676.91	1410.28	6,676.91	1410.28
Oct 18	9:45 AM	15 min	37,605.05	9618.13	0.00	0.00	0.00	0.00	4,605.29	965.83	4,605.29	965.83
Oct 18	10:00 AM	15 min	39,340.01	9747.41	0.00	0.00	0.00	0.00	3,121.35	516.86	3,121.35	516.86
Oct 18	10:15 AM	15 min	38,639.24	9356.55	0.00	0.00	0.00	0.00	1,013.50	269.98	1,013.50	269.98
Oct 18	10:30 AM	15 min	36,213.18	8479.57	0.00	0.00	0.00	0.00	1,146.34	437.76	1,146.34	437.76
Oct 18	10:45 AM	15 min	31,623.38	7187.18	0.00	0.00	0.00	0.00	2,355.77	632.06	2,355.77	632.06
Oct 18	11:00 AM	15 min	25,874.04	6125.36	0.00	0.00	0.00	0.00	2,700.74	706.32	2,700.74	706.32
Oct 18	11:15 AM	15 min	23,128.84	5771.24	0.00	0.00	0.00	0.00	2,949.85	650.56	2,949.85	650.56
Oct 18	11:30 AM	15 min	23,041.06	5794.89	0.00	0.00	0.00	0.00	2,254.64	459.37	2,254.64	459.37
Oct 18	11:45 AM	15 min	23,318.10	5323.98	0.00	0.00	0.00	0.00	1,420.28	264.16	1,420.28	264.16
Oct 18	12:00 PM	15 min	19,273.77	3872.47	0.00	0.00	0.00	0.00	692.97	123.94	692.97	123.94
Oct 18	12:15 PM	15 min	11,706.01	2177.07	0.00	0.00	0.00	0.00	298.54	49.58	298.54	49.58
Oct 18	12:30 PM	15 min	5,710.57	921.15	0.00	0.00	0.00	0.00	98.10	19.26	98.10	19.26
Oct 18	12:45 PM	15 min	1,658.65	212.24	0.00	0.00	0.00	0.00	56.01	175.67	56.01	175.67
Oct 18	1:00 PM	15 min	39.25	4.91	0.00	0.00	0.00	0.00	1,349.32	711.19	1,349.32	711.19
Oct 18	1:15 PM	15 min	0.00	0.00	0.00	0.00	0.00	0.00	4,340.22	1494.18	4,340.22	1494.18
Oct 18	1:30 PM	15 min	0.00	0.00	0.00	0.00	0.00	0.00	7,613.19	2269.57	7,613.19	2269.57
Oct 18	1:45 PM	15 min	0.00	0.00	0.00	0.00	0.00	0.00	10,543.33	2965.80	10,543.33	2965.80
Oct 18	2:00 PM	15 min	0.00	0.27	0.00	0.00	0.00	0.00	13,183.03	4023.02	13,183.03	4023.02
Oct 18	2:15 PM	15 min	2.16	7.74	0.00	0.00	0.00	0.00	19,001.12	5666.49	19,001.12	5666.49
Oct 18	2:30 PM	15 min	59.74	38.23	0.00	0.00	0.00	0.00	26,330.80	6529.65	26,330.80	6529.65
Oct 18	2:45 PM	15 min	246.14	120.42	0.00	0.00	0.00	0.00	25,906.42	6047.31	25,906.42	6047.31
Oct 18	3:00 PM	15 min	717.19	277.65	0.00	0.00	0.00	0.00	22,472.08	4186.45	22,472.08	4186.45
Oct 18	3:15 PM	15 min	1,504.03	534.05	0.00	0.00	0.00	0.00	11,019.50	1990.66	11,019.50	1990.66
Oct 18	3:30 PM	15 min	2,768.35	933.42	0.00	0.00	0.00	0.00	4,905.78	1354.68	4,905.78	1354.68
Oct 18	3:45 PM	15 min	4,699.01	1514.16	0.00	0.00	0.00	0.00	5,931.68	1582.43	5,931.68	1582.43
Oct 18	4:00 PM	15 min	7,414.26	2387.28	0.00	0.00	0.00	0.00	6,727.75	1747.50	6,727.75	1747.50
Oct 18	4:15 PM	15 min	11,683.98	3945.88	0.00	0.00	0.00	0.00	7,252.22	1900.73	7,252.22	1900.73
Oct 18	4:30 PM	15 min	19,883.07	6449.04	0.00	0.00	0.00	0.00	7,953.63	2366.23	7,953.63	2366.23
Oct 18	4:45 PM	15 min	31,709.25	9966.37	0.00	0.00	0.00	0.00	10,976.21	2169.46	10,976.21	2169.46
Oct 18	5:00 PM	15 min	48,021.67	13128.00	0.00	0.00	0.00	0.00	6,379.49	797.44	6,379.49	797.44
Oct 18	5:15 PM	13 min	57,002.34	12540.51	0.00	0.00	0.00	0.00	0.00	0.00	0.00	0.00
Oct 18	5:28 PM	0 min	57,002.34		0.00		0.00		0.00		0.00	

BLOCK 1 / 160 FOLSOM STREET

Quantitative Shading Calculations for Transbay Park

Analysis Run: 8/21/2015

Technician: AP

EXAMPLE	Existing Shading	EXAMPLE	No new shading from Project / Project Alternative
		EXAMPLE	New Shading from Project / Project Alternative
EXAMPLE	No new shading from Project / Project Alternative + Cumulative		
EXAMPLE	New Shading from Project / Project Alternative + Cumulative		

Date	Start Time	Duration	Current Park Shading		New Shadow: Project @ 400'		New Shadow: Project @ 300'		New Shadow: Project @ 400' + Cumulative		New Shadow: Project @ 300' + Cumulative	
			Shadow Area (sf)	Shading (sfh)	Shadow Area (sf)	Shading (sfh)	Shadow Area (sf)	Shading (sfh)	Shadow Area (sf)	Shading (sfh)	Shadow Area (sf)	Shading (sfh)
Oct 25	8:28 AM	2 min	51,273.18	2041.26	0.00	0.00	0.00	0.00	5,729.16	238.83	5,729.16	238.83
Oct 25	8:30 AM	15 min	50,789.91	12221.28	0.00	0.00	0.00	0.00	6,212.43	2014.65	6,212.43	2014.65
Oct 25	8:45 AM	15 min	46,980.35	11281.56	0.00	0.00	0.00	0.00	9,904.79	2372.41	9,904.79	2372.41
Oct 25	9:00 AM	15 min	43,272.15	10413.55	0.00	0.00	0.00	0.00	9,074.51	2100.85	9,074.51	2100.85
Oct 25	9:15 AM	15 min	40,036.23	9837.59	0.00	0.00	0.00	0.00	7,732.26	1722.26	7,732.26	1722.26
Oct 25	9:30 AM	15 min	38,664.46	9699.07	0.00	0.00	0.00	0.00	6,045.81	1313.90	6,045.81	1313.90
Oct 25	9:45 AM	15 min	38,928.10	9789.34	0.00	0.00	0.00	0.00	4,465.39	822.11	4,465.39	822.11
Oct 25	10:00 AM	15 min	39,386.60	9718.74	0.00	0.00	0.00	0.00	2,111.51	361.25	2,111.51	361.25
Oct 25	10:15 AM	15 min	38,363.29	9577.01	0.00	0.00	0.00	0.00	778.47	382.93	778.47	382.93
Oct 25	10:30 AM	15 min	38,252.78	8927.50	0.00	0.00	0.00	0.00	2,285.01	701.47	2,285.01	701.47
Oct 25	10:45 AM	15 min	33,167.24	7483.21	0.00	0.00	0.00	0.00	3,326.72	864.59	3,326.72	864.59
Oct 25	11:00 AM	15 min	26,698.42	6271.21	0.00	0.00	0.00	0.00	3,590.04	899.71	3,590.04	899.71
Oct 25	11:15 AM	15 min	23,471.26	5876.64	0.00	0.00	0.00	0.00	3,607.65	811.88	3,607.65	811.88
Oct 25	11:30 AM	15 min	23,541.83	5767.68	0.00	0.00	0.00	0.00	2,887.41	603.94	2,887.41	603.94
Oct 25	11:45 AM	15 min	22,599.59	5054.12	0.00	0.00	0.00	0.00	1,944.08	385.81	1,944.08	385.81
Oct 25	12:00 PM	15 min	17,833.40	3632.57	0.00	0.00	0.00	0.00	1,142.36	234.69	1,142.36	234.69
Oct 25	12:15 PM	15 min	11,227.18	2033.25	0.00	0.00	0.00	0.00	735.16	160.41	735.16	160.41
Oct 25	12:30 PM	15 min	5,038.83	803.94	0.00	0.00	0.00	0.00	548.09	254.14	548.09	254.14
Oct 25	12:45 PM	15 min	1,392.69	176.56	0.00	0.00	0.00	0.00	1,485.05	673.77	1,485.05	673.77
Oct 25	1:00 PM	15 min	19.76	2.47	0.00	0.00	0.00	0.00	3,905.11	1409.84	3,905.11	1409.84
Oct 25	1:15 PM	15 min	0.00	0.00	0.00	0.00	0.00	0.00	7,373.60	2433.77	7,373.60	2433.77
Oct 25	1:30 PM	15 min	0.00	0.00	0.00	0.00	0.00	0.00	12,096.54	3459.96	12,096.54	3459.96
Oct 25	1:45 PM	15 min	0.00	0.00	0.00	0.00	0.00	0.00	15,583.17	4219.75	15,583.17	4219.75
Oct 25	2:00 PM	15 min	0.00	0.03	0.00	0.00	0.00	0.00	18,174.84	5360.01	18,174.84	5360.01
Oct 25	2:15 PM	15 min	0.26	4.95	0.00	0.00	0.00	0.00	24,705.28	7443.96	24,705.28	7443.96
Oct 25	2:30 PM	15 min	39.35	27.33	0.00	0.00	0.00	0.00	34,846.40	9212.50	34,846.40	9212.50
Oct 25	2:45 PM	15 min	179.25	89.39	0.00	0.00	0.00	0.00	38,853.63	8993.11	38,853.63	8993.11
Oct 25	3:00 PM	15 min	539.85	228.92	0.00	0.00	0.00	0.00	33,091.24	6432.70	33,091.24	6432.70
Oct 25	3:15 PM	15 min	1,291.51	491.57	0.00	0.00	0.00	0.00	18,370.35	3034.20	18,370.35	3034.20
Oct 25	3:30 PM	15 min	2,641.07	926.71	0.00	0.00	0.00	0.00	5,903.28	1622.44	5,903.28	1622.44
Oct 25	3:45 PM	15 min	4,772.64	1598.88	0.00	0.00	0.00	0.00	7,076.27	1909.96	7,076.27	1909.96
Oct 25	4:00 PM	15 min	8,018.38	2636.54	0.00	0.00	0.00	0.00	8,203.43	2134.25	8,203.43	2134.25
Oct 25	4:15 PM	15 min	13,073.92	4336.50	0.00	0.00	0.00	0.00	8,870.59	2332.27	8,870.59	2332.27
Oct 25	4:30 PM	15 min	21,618.10	7316.81	0.00	0.00	0.00	0.00	9,787.56	2417.88	9,787.56	2417.88
Oct 25	4:45 PM	15 min	36,916.35	11387.71	0.00	0.00	0.00	0.00	9,555.49	1346.67	9,555.49	1346.67
Oct 25	5:00 PM	15 min	54,185.36	13898.46	0.00	0.00	0.00	0.00	1,217.90	152.24	1,217.90	152.24
Oct 25	5:15 PM	4 min	57,002.34	3990.16	0.00	0.00	0.00	0.00	0.00	0.00	0.00	0.00
Oct 25	5:19 PM	0 min	57,002.34		0.00		0.00		0.00		0.00	

BLOCK 1 / 160 FOLSOM STREET

Quantitative Shading Calculations for Transbay Park

Analysis Run: 8/21/2015

Technician: AP

EXAMPLE	Existing Shading
EXAMPLE	No new shading from Project / Project Alternative
EXAMPLE	New Shading from Project / Project Alternative
EXAMPLE	No new shading from Project / Project Alternative + Cumulative
EXAMPLE	New Shading from Project / Project Alternative + Cumulative

Date	Start Time	Duration	Current Park Shading		New Shadow: Project @ 400'		New Shadow: Project @ 300'		New Shadow: Project @ 400' + Cumulative		New Shadow: Project @ 300' + Cumulative	
			Shadow Area (sf)	Shading (sfh)	Shadow Area (sf)	Shading (sfh)	Shadow Area (sf)	Shading (sfh)	Shadow Area (sf)	Shading (sfh)	Shadow Area (sf)	Shading (sfh)
Nov 1	8:35 AM	10 min	51,169.03	8390.13	0.00	0.00	0.00	0.00	5,826.72	1177.75	5,826.72	1177.75
Nov 1	8:45 AM	15 min	47,538.39	11504.49	0.00	0.00	0.00	0.00	8,029.13	2019.13	8,029.13	2019.13
Nov 1	9:00 AM	15 min	44,497.49	10728.96	0.00	0.00	0.00	0.00	8,123.94	1922.87	8,123.94	1922.87
Nov 1	9:15 AM	15 min	41,334.16	10165.14	0.00	0.00	0.00	0.00	7,258.99	1622.78	7,258.99	1622.78
Nov 1	9:30 AM	15 min	39,986.93	10072.65	0.00	0.00	0.00	0.00	5,723.24	1235.10	5,723.24	1235.10
Nov 1	9:45 AM	15 min	40,594.30	9972.81	0.00	0.00	0.00	0.00	4,157.54	711.74	4,157.54	711.74
Nov 1	10:00 AM	15 min	39,188.18	9700.04	0.00	0.00	0.00	0.00	1,536.38	399.86	1,536.38	399.86
Nov 1	10:15 AM	15 min	38,412.15	9543.04	0.00	0.00	0.00	0.00	1,662.53	646.03	1,662.53	646.03
Nov 1	10:30 AM	15 min	37,932.19	8793.68	0.00	0.00	0.00	0.00	3,505.73	977.23	3,505.73	977.23
Nov 1	10:45 AM	15 min	32,417.28	7359.40	0.00	0.00	0.00	0.00	4,312.08	1108.00	4,312.08	1108.00
Nov 1	11:00 AM	15 min	26,457.88	6225.46	0.00	0.00	0.00	0.00	4,551.91	1133.28	4,551.91	1133.28
Nov 1	11:15 AM	15 min	23,345.79	5884.83	0.00	0.00	0.00	0.00	4,514.37	1013.85	4,514.37	1013.85
Nov 1	11:30 AM	15 min	23,732.85	5696.42	0.00	0.00	0.00	0.00	3,596.41	761.98	3,596.41	761.98
Nov 1	11:45 AM	15 min	21,838.50	4817.90	0.00	0.00	0.00	0.00	2,499.42	517.32	2,499.42	517.32
Nov 1	12:00 PM	15 min	16,704.74	3372.48	0.00	0.00	0.00	0.00	1,639.12	363.36	1,639.12	363.36
Nov 1	12:15 PM	15 min	10,275.08	1856.67	0.00	0.00	0.00	0.00	1,267.78	339.13	1,267.78	339.13
Nov 1	12:30 PM	15 min	4,578.27	729.68	0.00	0.00	0.00	0.00	1,445.27	563.48	1,445.27	563.48
Nov 1	12:45 PM	15 min	1,259.16	159.38	0.00	0.00	0.00	0.00	3,062.55	1127.56	3,062.55	1127.56
Nov 1	1:00 PM	15 min	15.90	1.99	0.00	0.00	0.00	0.00	5,957.97	1991.02	5,957.97	1991.02
Nov 1	1:15 PM	15 min	0.00	0.00	0.00	0.00	0.00	0.00	9,970.20	3130.27	9,970.20	3130.27
Nov 1	1:30 PM	15 min	0.00	0.00	0.00	0.00	0.00	0.00	15,071.98	4434.18	15,071.98	4434.18
Nov 1	1:45 PM	15 min	0.00	0.00	0.00	0.00	0.00	0.00	20,401.46	5471.15	20,401.46	5471.15
Nov 1	2:00 PM	15 min	0.00	0.00	0.00	0.00	0.00	0.00	23,367.71	6580.94	23,367.71	6580.94
Nov 1	2:15 PM	15 min	0.00	2.94	0.00	0.00	0.00	0.00	29,279.82	8726.18	29,279.82	8726.18
Nov 1	2:30 PM	15 min	23.50	18.77	0.00	0.00	0.00	0.00	40,529.60	11129.31	40,529.60	11129.31
Nov 1	2:45 PM	15 min	126.67	64.40	0.00	0.00	0.00	0.00	48,504.90	10946.47	48,504.90	10946.47
Nov 1	3:00 PM	15 min	388.51	180.57	0.00	0.00	0.00	0.00	39,066.88	7942.55	39,066.88	7942.55
Nov 1	3:15 PM	15 min	1,056.02	431.44	0.00	0.00	0.00	0.00	24,473.50	4356.66	24,473.50	4356.66
Nov 1	3:30 PM	15 min	2,395.53	874.18	0.00	0.00	0.00	0.00	10,379.79	2329.92	10,379.79	2329.92
Nov 1	3:45 PM	15 min	4,597.90	1618.14	0.00	0.00	0.00	0.00	8,259.53	2262.76	8,259.53	2262.76
Nov 1	4:00 PM	15 min	8,347.24	2836.47	0.00	0.00	0.00	0.00	9,842.57	2570.87	9,842.57	2570.87
Nov 1	4:15 PM	15 min	14,344.56	4888.14	0.00	0.00	0.00	0.00	10,724.35	2992.17	10,724.35	2992.17
Nov 1	4:30 PM	15 min	24,760.59	8606.47	0.00	0.00	0.00	0.00	13,212.99	3184.61	13,212.99	3184.61
Nov 1	4:45 PM	15 min	44,091.17	12539.46	0.00	0.00	0.00	0.00	12,263.86	1562.79	12,263.86	1562.79
Nov 1	5:00 PM	11 min	56,224.48	10756.55	0.00	0.00	0.00	0.00	238.44	22.65	238.44	22.65
Nov 1	5:11 PM	0 min	57,002.34		0.00		0.00		0.00		0.00	

BLOCK 1 / 160 FOLSOM STREET

Quantitative Shading Calculations for Transbay Park

EXAMPLE	Existing Shading	EXAMPLE	No new shading from Project / Project Alternative
		EXAMPLE	New Shading from Project / Project Alternative
EXAMPLE	No new shading from Project / Project Alternative + Cumulative		
EXAMPLE	New Shading from Project / Project Alternative + Cumulative		

Analysis Run: 8/21/2015

Technician: AP

Date	Start Time	Duration	Current Park Shading		New Shadow: Project @ 400'		New Shadow: Project @ 300'		New Shadow: Project @ 400' + Cumulative		New Shadow: Project @ 300' + Cumulative	
			Shadow Area (sf)	Shading (sfh)	Shadow Area (sf)	Shading (sfh)	Shadow Area (sf)	Shading (sfh)	Shadow Area (sf)	Shading (sfh)	Shadow Area (sf)	Shading (sfh)
Nov 8	7:43 AM	2 min	49,940.98	1977.27	0.00	0.00	0.00	0.00	5,878.67	244.74	5,878.67	244.74
Nov 8	7:45 AM	15 min	48,922.57	11695.49	0.00	0.00	0.00	0.00	6,358.51	1634.81	6,358.51	1634.81
Nov 8	8:00 AM	15 min	44,641.39	10897.83	0.00	0.00	0.00	0.00	6,719.97	1606.56	6,719.97	1606.56
Nov 8	8:15 AM	15 min	42,541.28	10477.13	0.00	0.00	0.00	0.00	6,132.55	1496.38	6,132.55	1496.38
Nov 8	8:30 AM	15 min	41,275.78	10247.84	0.00	0.00	0.00	0.00	5,838.49	1114.98	5,838.49	1114.98
Nov 8	8:45 AM	15 min	40,706.90	10029.39	0.00	0.00	0.00	0.00	3,081.38	553.35	3,081.38	553.35
Nov 8	9:00 AM	15 min	39,528.23	9828.83	0.00	0.00	0.00	0.00	1,345.41	500.83	1,345.41	500.83
Nov 8	9:15 AM	15 min	39,102.40	9448.06	0.00	0.00	0.00	0.00	2,661.21	898.87	2,661.21	898.87
Nov 8	9:30 AM	15 min	36,482.09	8440.50	0.00	0.00	0.00	0.00	4,529.76	1214.91	4,529.76	1214.91
Nov 8	9:45 AM	15 min	31,041.92	7079.78	0.00	0.00	0.00	0.00	5,189.48	1350.04	5,189.48	1350.04
Nov 8	10:00 AM	15 min	25,596.31	6099.35	0.00	0.00	0.00	0.00	5,610.83	1389.99	5,610.83	1389.99
Nov 8	10:15 AM	15 min	23,198.49	5858.28	0.00	0.00	0.00	0.00	5,509.13	1227.42	5,509.13	1227.42
Nov 8	10:30 AM	15 min	23,667.74	5610.03	0.00	0.00	0.00	0.00	4,310.23	918.84	4,310.23	918.84
Nov 8	10:45 AM	15 min	21,212.47	4646.07	0.00	0.00	0.00	0.00	3,040.53	654.11	3,040.53	654.11
Nov 8	11:00 AM	15 min	15,956.09	3206.59	0.00	0.00	0.00	0.00	2,192.34	543.92	2,192.34	543.92
Nov 8	11:15 AM	15 min	9,696.60	1758.41	0.00	0.00	0.00	0.00	2,158.99	578.45	2,158.99	578.45
Nov 8	11:30 AM	15 min	4,370.71	700.91	0.00	0.00	0.00	0.00	2,468.61	836.36	2,468.61	836.36
Nov 8	11:45 AM	15 min	1,236.60	157.52	0.00	0.00	0.00	0.00	4,222.29	1463.25	4,222.29	1463.25
Nov 8	12:00 PM	15 min	23.58	2.95	0.00	0.00	0.00	0.00	7,483.74	2407.97	7,483.74	2407.97
Nov 8	12:15 PM	15 min	0.00	0.00	0.00	0.00	0.00	0.00	11,780.03	3652.03	11,780.03	3652.03
Nov 8	12:30 PM	15 min	0.00	0.00	0.00	0.00	0.00	0.00	17,436.23	5105.53	17,436.23	5105.53
Nov 8	12:45 PM	15 min	0.00	0.00	0.00	0.00	0.00	0.00	23,407.98	6485.34	23,407.98	6485.34
Nov 8	1:00 PM	15 min	0.00	0.00	0.00	0.00	0.00	0.00	28,474.71	7815.01	28,474.71	7815.01
Nov 8	1:15 PM	15 min	0.00	1.48	0.00	0.00	0.00	0.00	34,045.38	9758.35	34,045.38	9758.35
Nov 8	1:30 PM	15 min	11.81	12.22	0.00	0.00	0.00	0.00	44,021.42	12163.64	44,021.42	12163.64
Nov 8	1:45 PM	15 min	85.94	45.43	0.00	0.00	0.00	0.00	53,287.67	12296.63	53,287.67	12296.63
Nov 8	2:00 PM	15 min	277.48	127.49	0.00	0.00	0.00	0.00	45,085.41	9434.35	45,085.41	9434.35
Nov 8	2:15 PM	15 min	742.42	337.32	0.00	0.00	0.00	0.00	30,389.42	6001.00	30,389.42	6001.00
Nov 8	2:30 PM	15 min	1,956.13	757.29	0.00	0.00	0.00	0.00	17,618.59	3380.21	17,618.59	3380.21
Nov 8	2:45 PM	15 min	4,102.19	1539.73	0.00	0.00	0.00	0.00	9,423.08	2675.03	9,423.08	2675.03
Nov 8	3:00 PM	15 min	8,215.64	2921.29	0.00	0.00	0.00	0.00	11,977.17	3316.86	11,977.17	3316.86
Nov 8	3:15 PM	15 min	15,154.65	5608.71	0.00	0.00	0.00	0.00	14,557.74	3994.90	14,557.74	3994.90
Nov 8	3:30 PM	15 min	29,715.03	9739.28	0.00	0.00	0.00	0.00	17,401.45	3275.57	17,401.45	3275.57
Nov 8	3:45 PM	15 min	48,199.24	13150.20	0.00	0.00	0.00	0.00	8,803.10	1100.39	8,803.10	1100.39
Nov 8	4:00 PM	4 min	57,002.34	3990.16	0.00	0.00	0.00	0.00	0.00	0.00	0.00	0.00
Nov 8	4:04 PM	0 min	57,002.34		0.00		0.00		0.00		0.00	

BLOCK 1 / 160 FOLSOM STREET

Quantitative Shading Calculations for Transbay Park

EXAMPLE	Existing Shading
EXAMPLE	No new shading from Project / Project Alternative
EXAMPLE	New Shading from Project / Project Alternative
EXAMPLE	No new shading from Project / Project Alternative + Cumulative
EXAMPLE	New Shading from Project / Project Alternative + Cumulative

Analysis Run: 8/21/2015

Technician: AP

Date	Start Time	Duration	Current Park Shading		New Shadow: Project @ 400'		New Shadow: Project @ 300'		New Shadow: Project @ 400' + Cumulative		New Shadow: Project @ 300' + Cumulative	
			Shadow Area (sf)	Shading (sfh)	Shadow Area (sf)	Shading (sfh)	Shadow Area (sf)	Shading (sfh)	Shadow Area (sf)	Shading (sfh)	Shadow Area (sf)	Shading (sfh)
Nov 15	7:50 AM	10 min	48,608.85	7957.35	0.00	0.00	0.00	0.00	5,514.24	942.32	5,514.24	942.32
Nov 15	8:00 AM	15 min	45,007.06	10984.95	0.00	0.00	0.00	0.00	5,571.92	1345.92	5,571.92	1345.92
Nov 15	8:15 AM	15 min	42,872.52	10679.58	0.00	0.00	0.00	0.00	5,195.42	1292.44	5,195.42	1292.44
Nov 15	8:30 AM	15 min	42,564.10	10431.34	0.00	0.00	0.00	0.00	5,144.07	940.94	5,144.07	940.94
Nov 15	8:45 AM	15 min	40,886.61	10124.44	0.00	0.00	0.00	0.00	2,383.45	488.95	2,383.45	488.95
Nov 15	9:00 AM	15 min	40,108.88	10060.65	0.00	0.00	0.00	0.00	1,528.15	594.29	1,528.15	594.29
Nov 15	9:15 AM	15 min	40,376.33	9502.09	0.00	0.00	0.00	0.00	3,226.15	1068.47	3,226.15	1068.47
Nov 15	9:30 AM	15 min	35,640.42	8233.12	0.00	0.00	0.00	0.00	5,321.60	1406.19	5,321.60	1406.19
Nov 15	9:45 AM	15 min	30,224.56	6894.73	0.00	0.00	0.00	0.00	5,927.89	1562.33	5,927.89	1562.33
Nov 15	10:00 AM	15 min	24,933.31	6019.91	0.00	0.00	0.00	0.00	6,570.74	1634.94	6,570.74	1634.94
Nov 15	10:15 AM	15 min	23,225.99	5846.46	0.00	0.00	0.00	0.00	6,508.81	1439.93	6,508.81	1439.93
Nov 15	10:30 AM	15 min	23,545.73	5545.07	0.00	0.00	0.00	0.00	5,010.60	1083.05	5,010.60	1083.05
Nov 15	10:45 AM	15 min	20,814.85	4549.77	0.00	0.00	0.00	0.00	3,653.81	850.24	3,653.81	850.24
Nov 15	11:00 AM	15 min	15,583.28	3135.88	0.00	0.00	0.00	0.00	3,148.88	791.55	3,148.88	791.55
Nov 15	11:15 AM	15 min	9,503.74	1736.06	0.00	0.00	0.00	0.00	3,183.48	861.63	3,183.48	861.63
Nov 15	11:30 AM	15 min	4,384.72	712.59	0.00	0.00	0.00	0.00	3,709.58	1138.92	3,709.58	1138.92
Nov 15	11:45 AM	15 min	1,316.03	170.56	0.00	0.00	0.00	0.00	5,401.77	1725.21	5,401.77	1725.21
Nov 15	12:00 PM	15 min	48.44	6.06	0.00	0.00	0.00	0.00	8,399.92	2666.86	8,399.92	2666.86
Nov 15	12:15 PM	15 min	0.00	0.00	0.00	0.00	0.00	0.00	12,934.94	3970.63	12,934.94	3970.63
Nov 15	12:30 PM	15 min	0.00	0.00	0.00	0.00	0.00	0.00	18,830.10	5539.62	18,830.10	5539.62
Nov 15	12:45 PM	15 min	0.00	0.00	0.00	0.00	0.00	0.00	25,486.88	7147.59	25,486.88	7147.59
Nov 15	1:00 PM	15 min	0.00	0.00	0.00	0.00	0.00	0.00	31,693.83	8823.59	31,693.83	8823.59
Nov 15	1:15 PM	15 min	0.00	0.51	0.00	0.00	0.00	0.00	38,894.91	10780.66	38,894.91	10780.66
Nov 15	1:30 PM	15 min	4.10	7.36	0.00	0.00	0.00	0.00	47,350.37	12971.55	47,350.37	12971.55
Nov 15	1:45 PM	15 min	54.77	31.25	0.00	0.00	0.00	0.00	56,422.03	13318.15	56,422.03	13318.15
Nov 15	2:00 PM	15 min	195.22	89.61	0.00	0.00	0.00	0.00	50,123.14	10757.78	50,123.14	10757.78
Nov 15	2:15 PM	15 min	521.65	237.70	0.00	0.00	0.00	0.00	35,939.06	7443.40	35,939.06	7443.40
Nov 15	2:30 PM	15 min	1,379.91	615.08	0.00	0.00	0.00	0.00	23,608.17	4458.61	23,608.17	4458.61
Nov 15	2:45 PM	15 min	3,540.73	1381.53	0.00	0.00	0.00	0.00	12,060.72	3911.33	12,060.72	3911.33
Nov 15	3:00 PM	15 min	7,511.53	3009.98	0.00	0.00	0.00	0.00	19,229.92	5696.45	19,229.92	5696.45
Nov 15	3:15 PM	15 min	16,568.29	6030.69	0.00	0.00	0.00	0.00	26,341.70	5725.81	26,341.70	5725.81
Nov 15	3:30 PM	15 min	31,677.21	10347.85	0.00	0.00	0.00	0.00	19,464.77	3170.19	19,464.77	3170.19
Nov 15	3:45 PM	13 min	51,105.57	11891.87	0.00	0.00	0.00	0.00	5,896.77	648.64	5,896.77	648.64
Nov 15	3:58 PM	0 min	57,002.34		0.00		0.00		0.00		0.00	

BLOCK 1 / 160 FOLSOM STREET

Quantitative Shading Calculations for Transbay Park

EXAMPLE	Existing Shading	EXAMPLE	No new shading from Project / Project Alternative
		EXAMPLE	New Shading from Project / Project Alternative
EXAMPLE	No new shading from Project / Project Alternative + Cumulative		
EXAMPLE	New Shading from Project / Project Alternative + Cumulative		

Analysis Run: 8/21/2015

Technician: AP

Date	Start Time	Duration	Current Park Shading		New Shadow: Project @ 400'		New Shadow: Project @ 300'		New Shadow: Project @ 400' + Cumulative		New Shadow: Project @ 300' + Cumulative	
			Shadow Area (sf)	Shading (sfh)	Shadow Area (sf)	Shading (sfh)	Shadow Area (sf)	Shading (sfh)	Shadow Area (sf)	Shading (sfh)	Shadow Area (sf)	Shading (sfh)
Nov 22	7:58 AM	2 min	46,742.47	1854.19	0.00	0.00	0.00	0.00	4,755.42	190.64	4,755.42	190.64
Nov 22	8:00 AM	15 min	45,967.26	11166.09	0.00	0.00	0.00	0.00	4,776.50	1150.57	4,776.50	1150.57
Nov 22	8:15 AM	15 min	43,361.45	10814.12	0.00	0.00	0.00	0.00	4,428.04	1036.80	4,428.04	1036.80
Nov 22	8:30 AM	15 min	43,151.54	10561.86	0.00	0.00	0.00	0.00	3,866.36	763.01	3,866.36	763.01
Nov 22	8:45 AM	15 min	41,343.31	10267.69	0.00	0.00	0.00	0.00	2,237.75	510.33	2,237.75	510.33
Nov 22	9:00 AM	15 min	40,798.24	10240.18	0.00	0.00	0.00	0.00	1,844.85	679.82	1,844.85	679.82
Nov 22	9:15 AM	15 min	41,123.20	9628.67	0.00	0.00	0.00	0.00	3,593.69	1140.48	3,593.69	1140.48
Nov 22	9:30 AM	15 min	35,906.17	8241.99	0.00	0.00	0.00	0.00	5,530.13	1523.32	5,530.13	1523.32
Nov 22	9:45 AM	15 min	30,029.74	6863.32	0.00	0.00	0.00	0.00	6,656.42	1753.83	6,656.42	1753.83
Nov 22	10:00 AM	15 min	24,876.81	6035.25	0.00	0.00	0.00	0.00	7,374.22	1838.28	7,374.22	1838.28
Nov 22	10:15 AM	15 min	23,405.18	5859.67	0.00	0.00	0.00	0.00	7,331.99	1639.10	7,331.99	1639.10
Nov 22	10:30 AM	15 min	23,472.20	5577.79	0.00	0.00	0.00	0.00	5,780.79	1284.89	5,780.79	1284.89
Nov 22	10:45 AM	15 min	21,150.10	4590.02	0.00	0.00	0.00	0.00	4,498.34	1089.19	4,498.34	1089.19
Nov 22	11:00 AM	15 min	15,570.10	3154.58	0.00	0.00	0.00	0.00	4,215.17	1072.73	4,215.17	1072.73
Nov 22	11:15 AM	15 min	9,666.55	1783.97	0.00	0.00	0.00	0.00	4,366.65	1176.69	4,366.65	1176.69
Nov 22	11:30 AM	15 min	4,605.22	762.93	0.00	0.00	0.00	0.00	5,046.88	1446.50	5,046.88	1446.50
Nov 22	11:45 AM	15 min	1,498.26	200.24	0.00	0.00	0.00	0.00	6,525.09	1968.01	6,525.09	1968.01
Nov 22	12:00 PM	15 min	103.68	12.96	0.00	0.00	0.00	0.00	9,219.03	2821.42	9,219.03	2821.42
Nov 22	12:15 PM	15 min	0.00	0.00	0.00	0.00	0.00	0.00	13,352.31	4085.95	13,352.31	4085.95
Nov 22	12:30 PM	15 min	0.00	0.00	0.00	0.00	0.00	0.00	19,335.33	5708.84	19,335.33	5708.84
Nov 22	12:45 PM	15 min	0.00	0.00	0.00	0.00	0.00	0.00	26,335.40	7473.17	26,335.40	7473.17
Nov 22	1:00 PM	15 min	0.00	0.00	0.00	0.00	0.00	0.00	33,449.92	9360.62	33,449.92	9360.62
Nov 22	1:15 PM	15 min	0.00	0.06	0.00	0.00	0.00	0.00	41,435.06	11371.87	41,435.06	11371.87
Nov 22	1:30 PM	15 min	0.47	4.07	0.00	0.00	0.00	0.00	49,539.88	13266.15	49,539.88	13266.15
Nov 22	1:45 PM	15 min	32.10	20.82	0.00	0.00	0.00	0.00	56,589.29	13810.67	56,589.29	13810.67
Nov 22	2:00 PM	15 min	134.42	63.12	0.00	0.00	0.00	0.00	53,896.08	11879.09	53,896.08	11879.09
Nov 22	2:15 PM	15 min	370.50	162.72	0.00	0.00	0.00	0.00	41,136.62	8765.58	41,136.62	8765.58
Nov 22	2:30 PM	15 min	931.29	459.43	0.00	0.00	0.00	0.00	28,988.05	5984.28	28,988.05	5984.28
Nov 22	2:45 PM	15 min	2,744.16	1155.24	0.00	0.00	0.00	0.00	18,886.22	5408.76	18,886.22	5408.76
Nov 22	3:00 PM	15 min	6,497.80	2922.53	0.00	0.00	0.00	0.00	24,383.89	7087.90	24,383.89	7087.90
Nov 22	3:15 PM	15 min	16,882.40	6027.07	0.00	0.00	0.00	0.00	32,319.35	6437.14	32,319.35	6437.14
Nov 22	3:30 PM	15 min	31,334.13	10722.92	0.00	0.00	0.00	0.00	19,177.74	2641.03	19,177.74	2641.03
Nov 22	3:45 PM	9 min	54,449.23	8358.87	0.00	0.00	0.00	0.00	1,950.47	146.28	1,950.47	146.28
Nov 22	3:54 PM	0 min	57,002.34		0.00		0.00		0.00		0.00	

BLOCK 1 / 160 FOLSOM STREET

Quantitative Shading Calculations for Transbay Park

Analysis Run: 8/21/2015

Technician: AP

EXAMPLE	Existing Shading
EXAMPLE	No new shading from Project / Project Alternative
EXAMPLE	New Shading from Project / Project Alternative
EXAMPLE	No new shading from Project / Project Alternative + Cumulative
EXAMPLE	New Shading from Project / Project Alternative + Cumulative

Date	Start Time	Duration	Current Park Shading		New Shadow: Project @ 400'		New Shadow: Project @ 300'		New Shadow: Project @ 400' + Cumulative		New Shadow: Project @ 300' + Cumulative	
			Shadow Area (sf)	Shading (sfh)	Shadow Area (sf)	Shading (sfh)	Shadow Area (sf)	Shading (sfh)	Shadow Area (sf)	Shading (sfh)	Shadow Area (sf)	Shading (sfh)
Nov 29	8:05 AM	10 min	45,264.14	7548.71	0.00	0.00	0.00	0.00	4,232.38	720.16	4,232.38	720.16
Nov 29	8:15 AM	15 min	43,544.26	10880.31	0.00	0.00	0.00	0.00	4,240.10	894.52	4,240.10	894.52
Nov 29	8:30 AM	15 min	43,498.20	10678.84	0.00	0.00	0.00	0.00	2,916.02	628.27	2,916.02	628.27
Nov 29	8:45 AM	15 min	41,932.52	10453.70	0.00	0.00	0.00	0.00	2,110.14	504.06	2,110.14	504.06
Nov 29	9:00 AM	15 min	41,697.11	10403.80	0.00	0.00	0.00	0.00	1,922.37	715.96	1,922.37	715.96
Nov 29	9:15 AM	15 min	41,533.27	9770.97	0.00	0.00	0.00	0.00	3,805.33	1172.36	3,805.33	1172.36
Nov 29	9:30 AM	15 min	36,634.45	8430.72	0.00	0.00	0.00	0.00	5,573.58	1553.93	5,573.58	1553.93
Nov 29	9:45 AM	15 min	30,811.31	7006.76	0.00	0.00	0.00	0.00	6,857.85	1854.58	6,857.85	1854.58
Nov 29	10:00 AM	15 min	25,242.79	6095.16	0.00	0.00	0.00	0.00	7,978.75	2015.97	7,978.75	2015.97
Nov 29	10:15 AM	15 min	23,518.48	5972.30	0.00	0.00	0.00	0.00	8,148.99	1861.32	8,148.99	1861.32
Nov 29	10:30 AM	15 min	24,259.89	6139.31	0.00	0.00	0.00	0.00	6,741.56	1461.80	6,741.56	1461.80
Nov 29	10:45 AM	15 min	24,854.60	5139.32	0.00	0.00	0.00	0.00	4,952.85	1249.68	4,952.85	1249.68
Nov 29	11:00 AM	15 min	16,259.98	3302.29	0.00	0.00	0.00	0.00	5,044.56	1324.99	5,044.56	1324.99
Nov 29	11:15 AM	15 min	10,158.36	1898.42	0.00	0.00	0.00	0.00	5,555.35	1480.70	5,555.35	1480.70
Nov 29	11:30 AM	15 min	5,029.01	852.51	0.00	0.00	0.00	0.00	6,290.21	1727.32	6,290.21	1727.32
Nov 29	11:45 AM	15 min	1,791.10	249.78	0.00	0.00	0.00	0.00	7,528.35	2180.14	7,528.35	2180.14
Nov 29	12:00 PM	15 min	207.14	25.89	0.00	0.00	0.00	0.00	9,912.75	2938.71	9,912.75	2938.71
Nov 29	12:15 PM	15 min	0.00	0.00	0.00	0.00	0.00	0.00	13,596.94	4077.86	13,596.94	4077.86
Nov 29	12:30 PM	15 min	0.00	0.00	0.00	0.00	0.00	0.00	19,025.95	5641.99	19,025.95	5641.99
Nov 29	12:45 PM	15 min	0.00	0.00	0.00	0.00	0.00	0.00	26,109.98	7470.59	26,109.98	7470.59
Nov 29	1:00 PM	15 min	0.00	0.00	0.00	0.00	0.00	0.00	33,654.76	9510.53	33,654.76	9510.53
Nov 29	1:15 PM	15 min	0.00	0.00	0.00	0.00	0.00	0.00	42,429.47	11478.77	42,429.47	11478.77
Nov 29	1:30 PM	15 min	0.00	2.06	0.00	0.00	0.00	0.00	49,400.69	13110.64	49,400.69	13110.64
Nov 29	1:45 PM	15 min	16.47	13.33	0.00	0.00	0.00	0.00	55,484.45	13995.62	55,484.45	13995.62
Nov 29	2:00 PM	15 min	90.17	44.38	0.00	0.00	0.00	0.00	56,480.53	12810.33	56,480.53	12810.33
Nov 29	2:15 PM	15 min	264.83	115.22	0.00	0.00	0.00	0.00	46,002.08	9987.99	46,002.08	9987.99
Nov 29	2:30 PM	15 min	656.97	300.53	0.00	0.00	0.00	0.00	33,901.81	7258.58	33,901.81	7258.58
Nov 29	2:45 PM	15 min	1,747.23	950.07	0.00	0.00	0.00	0.00	24,166.79	5771.20	24,166.79	5771.20
Nov 29	3:00 PM	15 min	5,853.35	2697.80	0.00	0.00	0.00	0.00	22,002.82	6812.32	22,002.82	6812.32
Nov 29	3:15 PM	15 min	15,729.04	5680.35	0.00	0.00	0.00	0.00	32,495.76	7043.91	32,495.76	7043.91
Nov 29	3:30 PM	15 min	29,713.78	10060.67	0.00	0.00	0.00	0.00	23,855.54	3756.13	23,855.54	3756.13
Nov 29	3:45 PM	6 min	50,771.57	5388.10	0.00	0.00	0.00	0.00	6,193.51	310.27	6,193.51	310.27
Nov 29	3:51 PM	0 min	56,990.36		0.00		0.00		11.98		11.98	

BLOCK 1 / 160 FOLSOM STREET

Quantitative Shading Calculations for Transbay Park

Analysis Run: 8/21/2015

Technician: AP

EXAMPLE	Existing Shading	EXAMPLE	No new shading from Project / Project Alternative	EXAMPLE	No new shading from Project / Project Alternative + Cumulative
		EXAMPLE	New Shading from Project / Project Alternative	EXAMPLE	New Shading from Project / Project Alternative + Cumulative

Date	Start Time	Duration	Current Park Shading		New Shadow: Project @ 400'		New Shadow: Project @ 300'		New Shadow: Project @ 400' + Cumulative		New Shadow: Project @ 300' + Cumulative	
			Shadow Area (sf)	Shading (sfh)	Shadow Area (sf)	Shading (sfh)	Shadow Area (sf)	Shading (sfh)	Shadow Area (sf)	Shading (sfh)	Shadow Area (sf)	Shading (sfh)
Dec 6	8:11 AM	5 min	44,198.22	3519.61	0.00	0.00	0.00	0.00	3,963.56	319.88	3,963.56	319.88
Dec 6	8:15 AM	15 min	43,791.94	10978.50	0.00	0.00	0.00	0.00	4,033.46	797.52	4,033.46	797.52
Dec 6	8:30 AM	15 min	44,036.09	10791.72	0.00	0.00	0.00	0.00	2,346.74	548.28	2,346.74	548.28
Dec 6	8:45 AM	15 min	42,297.68	10590.48	0.00	0.00	0.00	0.00	2,039.53	517.07	2,039.53	517.07
Dec 6	9:00 AM	15 min	42,426.15	10581.31	0.00	0.00	0.00	0.00	2,097.06	735.04	2,097.06	735.04
Dec 6	9:15 AM	15 min	42,224.35	9977.76	0.00	0.00	0.00	0.00	3,783.23	1164.49	3,783.23	1164.49
Dec 6	9:30 AM	15 min	37,597.75	8716.09	0.00	0.00	0.00	0.00	5,532.73	1533.73	5,532.73	1533.73
Dec 6	9:45 AM	15 min	32,130.93	7282.62	0.00	0.00	0.00	0.00	6,737.13	1877.05	6,737.13	1877.05
Dec 6	10:00 AM	15 min	26,130.06	6216.29	0.00	0.00	0.00	0.00	8,279.26	2153.24	8,279.26	2153.24
Dec 6	10:15 AM	15 min	23,600.28	6149.62	0.00	0.00	0.00	0.00	8,946.69	2077.74	8,946.69	2077.74
Dec 6	10:30 AM	15 min	25,596.67	6933.71	0.00	0.00	0.00	0.00	7,675.19	1612.95	7,675.19	1612.95
Dec 6	10:45 AM	15 min	29,872.99	6406.51	0.00	0.00	0.00	0.00	5,228.42	1097.29	5,228.42	1097.29
Dec 6	11:00 AM	15 min	21,379.05	4058.38	0.00	0.00	0.00	0.00	3,549.89	1250.82	3,549.89	1250.82
Dec 6	11:15 AM	15 min	11,088.00	2093.26	0.00	0.00	0.00	0.00	6,456.67	1718.10	6,456.67	1718.10
Dec 6	11:30 AM	15 min	5,658.11	982.88	0.00	0.00	0.00	0.00	7,288.12	1950.64	7,288.12	1950.64
Dec 6	11:45 AM	15 min	2,204.90	322.81	0.00	0.00	0.00	0.00	8,316.97	2337.49	8,316.97	2337.49
Dec 6	12:00 PM	15 min	377.56	47.20	0.00	0.00	0.00	0.00	10,382.98	3005.91	10,382.98	3005.91
Dec 6	12:15 PM	15 min	0.00	0.00	0.00	0.00	0.00	0.00	13,664.34	4025.62	13,664.34	4025.62
Dec 6	12:30 PM	15 min	0.00	0.00	0.00	0.00	0.00	0.00	18,540.63	5445.30	18,540.63	5445.30
Dec 6	12:45 PM	15 min	0.00	0.00	0.00	0.00	0.00	0.00	25,021.78	7230.03	25,021.78	7230.03
Dec 6	1:00 PM	15 min	0.00	0.00	0.00	0.00	0.00	0.00	32,818.47	9259.94	32,818.47	9259.94
Dec 6	1:15 PM	15 min	0.00	0.00	0.00	0.00	0.00	0.00	41,261.03	11172.42	41,261.03	11172.42
Dec 6	1:30 PM	15 min	0.00	0.83	0.00	0.00	0.00	0.00	48,118.36	12769.53	48,118.36	12769.53
Dec 6	1:45 PM	15 min	6.65	8.16	0.00	0.00	0.00	0.00	54,037.87	13872.70	54,037.87	13872.70
Dec 6	2:00 PM	15 min	58.59	31.13	0.00	0.00	0.00	0.00	56,943.75	13422.52	56,943.75	13422.52
Dec 6	2:15 PM	15 min	190.48	83.80	0.00	0.00	0.00	0.00	50,436.40	11082.28	50,436.40	11082.28
Dec 6	2:30 PM	15 min	479.95	207.10	0.00	0.00	0.00	0.00	38,221.83	8310.23	38,221.83	8310.23
Dec 6	2:45 PM	15 min	1,176.83	729.52	0.00	0.00	0.00	0.00	28,260.01	6237.53	28,260.01	6237.53
Dec 6	3:00 PM	15 min	4,659.30	2267.28	0.00	0.00	0.00	0.00	21,640.25	6594.81	21,640.25	6594.81
Dec 6	3:15 PM	15 min	13,478.90	5056.93	0.00	0.00	0.00	0.00	31,118.25	7362.72	31,118.25	7362.72
Dec 6	3:30 PM	15 min	26,976.56	8860.06	0.00	0.00	0.00	0.00	27,783.51	5110.24	27,783.51	5110.24
Dec 6	3:45 PM	6 min	43,903.93	4742.73	0.00	0.00	0.00	0.00	13,098.41	957.50	13,098.41	957.50
Dec 6	3:51 PM	0 min	50,950.68		0.00		0.00		6,051.66		6,051.66	

BLOCK 1 / 160 FOLSOM STREET

Quantitative Shading Calculations for Transbay Park

Analysis Run: 8/21/2015

Technician: AP

EXAMPLE	Existing Shading
EXAMPLE	No new shading from Project / Project Alternative
EXAMPLE	New Shading from Project / Project Alternative
EXAMPLE	No new shading from Project / Project Alternative + Cumulative
EXAMPLE	New Shading from Project / Project Alternative + Cumulative

Date	Start Time	Duration	Current Park Shading		New Shadow: Project @ 400'		New Shadow: Project @ 300'		New Shadow: Project @ 400' + Cumulative		New Shadow: Project @ 300' + Cumulative	
			Shadow Area (sf)	Shading (sfh)	Shadow Area (sf)	Shading (sfh)	Shadow Area (sf)	Shading (sfh)	Shadow Area (sf)	Shading (sfh)	Shadow Area (sf)	Shading (sfh)
Dec 13	8:17 AM	13 min	44,007.39	9759.52	0.00	0.00	0.00	0.00	3,900.11	691.29	3,900.11	691.29
Dec 13	8:30 AM	15 min	44,715.53	10920.24	0.00	0.00	0.00	0.00	2,384.34	548.26	2,384.34	548.26
Dec 13	8:45 AM	15 min	42,646.42	10669.15	0.00	0.00	0.00	0.00	2,001.76	542.53	2,001.76	542.53
Dec 13	9:00 AM	15 min	42,706.76	10726.93	0.00	0.00	0.00	0.00	2,338.49	737.57	2,338.49	737.57
Dec 13	9:15 AM	15 min	43,108.69	10258.43	0.00	0.00	0.00	0.00	3,562.06	1121.59	3,562.06	1121.59
Dec 13	9:30 AM	15 min	38,958.72	9056.16	0.00	0.00	0.00	0.00	5,410.65	1493.26	5,410.65	1493.26
Dec 13	9:45 AM	15 min	33,490.59	7622.08	0.00	0.00	0.00	0.00	6,535.42	1826.14	6,535.42	1826.14
Dec 13	10:00 AM	15 min	27,486.08	6422.94	0.00	0.00	0.00	0.00	8,073.74	2184.91	8,073.74	2184.91
Dec 13	10:15 AM	15 min	23,897.46	6119.45	0.00	0.00	0.00	0.00	9,405.55	2240.79	9,405.55	2240.79
Dec 13	10:30 AM	15 min	25,058.12	7299.43	0.00	0.00	0.00	0.00	8,520.75	1819.52	8,520.75	1819.52
Dec 13	10:45 AM	15 min	33,337.35	7603.05	0.00	0.00	0.00	0.00	6,035.42	1128.61	6,035.42	1128.61
Dec 13	11:00 AM	15 min	27,487.03	5526.31	0.00	0.00	0.00	0.00	2,993.47	869.06	2,993.47	869.06
Dec 13	11:15 AM	15 min	16,723.43	2902.32	0.00	0.00	0.00	0.00	3,959.01	1485.17	3,959.01	1485.17
Dec 13	11:30 AM	15 min	6,495.17	1155.54	0.00	0.00	0.00	0.00	7,922.33	2089.65	7,922.33	2089.65
Dec 13	11:45 AM	15 min	2,749.15	422.36	0.00	0.00	0.00	0.00	8,794.89	2418.21	8,794.89	2418.21
Dec 13	12:00 PM	15 min	629.72	78.72	0.00	0.00	0.00	0.00	10,550.81	3004.79	10,550.81	3004.79
Dec 13	12:15 PM	15 min	0.00	0.00	0.00	0.00	0.00	0.00	13,487.54	3920.97	13,487.54	3920.97
Dec 13	12:30 PM	15 min	0.00	0.00	0.00	0.00	0.00	0.00	17,880.25	5208.58	17,880.25	5208.58
Dec 13	12:45 PM	15 min	0.00	0.00	0.00	0.00	0.00	0.00	23,788.40	6885.94	23,788.40	6885.94
Dec 13	1:00 PM	15 min	0.00	0.00	0.00	0.00	0.00	0.00	31,299.11	8823.39	31,299.11	8823.39
Dec 13	1:15 PM	15 min	0.00	0.00	0.00	0.00	0.00	0.00	39,288.03	10773.67	39,288.03	10773.67
Dec 13	1:30 PM	15 min	0.00	0.20	0.00	0.00	0.00	0.00	46,901.33	12470.64	46,901.33	12470.64
Dec 13	1:45 PM	15 min	1.60	4.81	0.00	0.00	0.00	0.00	52,863.77	13717.99	52,863.77	13717.99
Dec 13	2:00 PM	15 min	36.88	21.92	0.00	0.00	0.00	0.00	56,880.13	13861.72	56,880.13	13861.72
Dec 13	2:15 PM	15 min	138.49	62.61	0.00	0.00	0.00	0.00	54,013.66	11997.09	54,013.66	11997.09
Dec 13	2:30 PM	15 min	362.43	153.96	0.00	0.00	0.00	0.00	41,963.02	9214.30	41,963.02	9214.30
Dec 13	2:45 PM	15 min	869.22	509.17	0.00	0.00	0.00	0.00	31,751.38	6995.25	31,751.38	6995.25
Dec 13	3:00 PM	15 min	3,204.16	1775.93	0.00	0.00	0.00	0.00	24,210.63	6419.09	24,210.63	6419.09
Dec 13	3:15 PM	15 min	11,003.28	4339.36	0.00	0.00	0.00	0.00	27,142.12	7199.23	27,142.12	7199.23
Dec 13	3:30 PM	15 min	23,711.61	7954.28	0.00	0.00	0.00	0.00	30,451.74	5941.43	30,451.74	5941.43
Dec 13	3:45 PM	6 min	39,922.65	4238.25	0.00	0.00	0.00	0.00	17,079.69	1461.99	17,079.69	1461.99
Dec 13	3:51 PM	0 min	44,842.27		0.00		0.00		12,160.07		12,160.07	

BLOCK 1 / 160 FOLSOM STREET

Quantitative Shading Calculations for Transbay Park

EXAMPLE	Existing Shading
EXAMPLE	No new shading from Project / Project Alternative
EXAMPLE	New Shading from Project / Project Alternative
EXAMPLE	No new shading from Project / Project Alternative + Cumulative
EXAMPLE	New Shading from Project / Project Alternative + Cumulative

Analysis Run: 8/21/2015

Technician: AP

Date	Start Time	Duration	Current Park Shading		New Shadow: Project @ 400'		New Shadow: Project @ 300'		New Shadow: Project @ 400' + Cumulative		New Shadow: Project @ 300' + Cumulative	
			Shadow Area (sf)	Shading (sfh)	Shadow Area (sf)	Shading (sfh)	Shadow Area (sf)	Shading (sfh)	Shadow Area (sf)	Shading (sfh)	Shadow Area (sf)	Shading (sfh)
Dec 21	8:22 AM	8 min	44,142.49	6223.06	0.00	0.00	0.00	0.00	3,909.65	486.64	3,909.65	486.64
Dec 21	8:30 AM	15 min	44,758.35	10976.70	0.00	0.00	0.00	0.00	3,042.41	592.29	3,042.41	592.29
Dec 21	8:45 AM	15 min	43,055.26	10683.75	0.00	0.00	0.00	0.00	1,695.88	545.56	1,695.88	545.56
Dec 21	9:00 AM	15 min	42,414.71	10784.34	0.00	0.00	0.00	0.00	2,668.62	731.03	2,668.62	731.03
Dec 21	9:15 AM	15 min	43,860.00	10545.17	0.00	0.00	0.00	0.00	3,179.61	1046.40	3,179.61	1046.40
Dec 21	9:30 AM	15 min	40,501.39	9451.80	0.00	0.00	0.00	0.00	5,191.60	1427.95	5,191.60	1427.95
Dec 21	9:45 AM	15 min	35,113.03	8028.41	0.00	0.00	0.00	0.00	6,232.03	1741.51	6,232.03	1741.51
Dec 21	10:00 AM	15 min	29,114.27	6705.62	0.00	0.00	0.00	0.00	7,700.01	2132.47	7,700.01	2132.47
Dec 21	10:15 AM	15 min	24,530.66	6069.19	0.00	0.00	0.00	0.00	9,359.72	2318.11	9,359.72	2318.11
Dec 21	10:30 AM	15 min	24,022.90	7034.73	0.00	0.00	0.00	0.00	9,185.15	1973.30	9,185.15	1973.30
Dec 21	10:45 AM	15 min	32,254.93	7952.19	0.00	0.00	0.00	0.00	6,601.28	1304.80	6,601.28	1304.80
Dec 21	11:00 AM	15 min	31,362.58	6740.44	0.00	0.00	0.00	0.00	3,837.15	758.42	3,837.15	758.42
Dec 21	11:15 AM	15 min	22,560.95	3804.49	0.00	0.00	0.00	0.00	2,230.22	1268.27	2,230.22	1268.27
Dec 21	11:30 AM	15 min	7,874.93	1426.24	0.00	0.00	0.00	0.00	7,915.97	2099.55	7,915.97	2099.55
Dec 21	11:45 AM	15 min	3,534.99	570.54	0.00	0.00	0.00	0.00	8,880.45	2403.45	8,880.45	2403.45
Dec 21	12:00 PM	15 min	1,029.33	132.01	0.00	0.00	0.00	0.00	10,347.16	2903.65	10,347.16	2903.65
Dec 21	12:15 PM	15 min	26.75	3.34	0.00	0.00	0.00	0.00	12,882.08	3714.48	12,882.08	3714.48
Dec 21	12:30 PM	15 min	0.00	0.00	0.00	0.00	0.00	0.00	16,833.80	4885.07	16,833.80	4885.07
Dec 21	12:45 PM	15 min	0.00	0.00	0.00	0.00	0.00	0.00	22,246.77	6444.42	22,246.77	6444.42
Dec 21	1:00 PM	15 min	0.00	0.00	0.00	0.00	0.00	0.00	29,308.58	8328.45	29,308.58	8328.45
Dec 21	1:15 PM	15 min	0.00	0.00	0.00	0.00	0.00	0.00	37,319.02	10303.19	37,319.02	10303.19
Dec 21	1:30 PM	15 min	0.00	0.00	0.00	0.00	0.00	0.00	45,106.49	12044.29	45,106.49	12044.29
Dec 21	1:45 PM	15 min	0.00	2.63	0.00	0.00	0.00	0.00	51,247.87	13432.99	51,247.87	13432.99
Dec 21	2:00 PM	15 min	21.06	14.98	0.00	0.00	0.00	0.00	56,216.08	14046.56	56,216.08	14046.56
Dec 21	2:15 PM	15 min	98.79	46.78	0.00	0.00	0.00	0.00	56,156.38	12720.50	56,156.38	12720.50
Dec 21	2:30 PM	15 min	275.46	117.25	0.00	0.00	0.00	0.00	45,607.65	10055.74	45,607.65	10055.74
Dec 21	2:45 PM	15 min	662.52	322.55	0.00	0.00	0.00	0.00	34,838.28	7696.73	34,838.28	7696.73
Dec 21	3:00 PM	15 min	1,917.90	1299.71	0.00	0.00	0.00	0.00	26,735.56	6237.55	26,735.56	6237.55
Dec 21	3:15 PM	15 min	8,479.76	3535.61	0.00	0.00	0.00	0.00	23,164.85	6809.66	23,164.85	6809.66
Dec 21	3:30 PM	15 min	19,805.08	6979.98	0.00	0.00	0.00	0.00	31,312.44	6535.00	31,312.44	6535.00
Dec 21	3:45 PM	10 min	36,034.75	6818.67	0.00	0.00	0.00	0.00	20,967.59	2871.73	20,967.59	2871.73
Dec 21	3:55 PM	0 min	44,184.92		0.00		0.00		12,817.42		12,817.42	

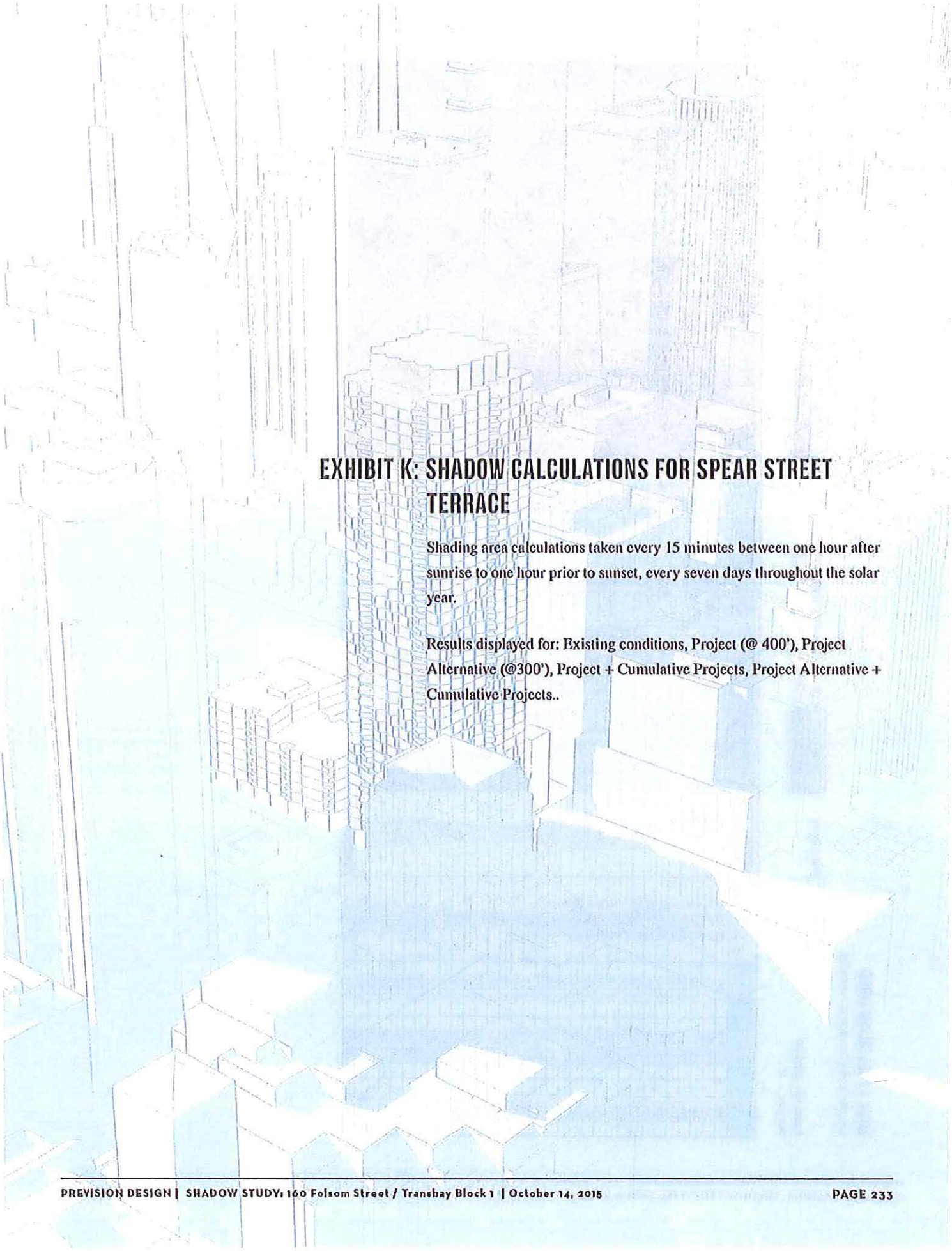

EXHIBIT K: SHADOW CALCULATIONS FOR SPEAR STREET TERRACE

Shading area calculations taken every 15 minutes between one hour after sunrise to one hour prior to sunset, every seven days throughout the solar year.

Results displayed for: Existing conditions, Project (@ 400'), Project Alternative (@300'), Project + Cumulative Projects, Project Alternative + Cumulative Projects..

BLOCK 1 / 160 FOLSOM STREET

Quantitative Shading Calculations for Spear Street Terrace

EXAMPLE	Existing Shading	EXAMPLE	No new shading from Project / Project Alternative
		EXAMPLE	New Shading from Project / Project Alternative
EXAMPLE	No new shading from Project / Project Alternative + Cumulative		
EXAMPLE	New Shading from Project / Project Alternative + Cumulative		

Analysis Run: 8/21/2015

Technician: AP

Date	Start Time	Duration	Current Park Shading		New Shadow: Project @ 400'		New Shadow: Project @ 300'		New Shadow: Project @ 400' + Cumulative		New Shadow: Project @ 300' + Cumulative	
			Shadow Area (sf)	Shading (sfh)	Shadow Area (sf)	Shading (sfh)	Shadow Area (sf)	Shading (sfh)	Shadow Area (sf)	Shading (sfh)	Shadow Area (sf)	Shading (sfh)
Jun 21	6:45 AM	12 min	18,605.80	3812.17	0.00	0.00	0.00	0.00	0.00	0.00	0.00	0.00
Jun 21	7:00 AM	15 min	19,515.94	5000.65	0.00	0.00	0.00	0.00	0.00	0.00	0.00	0.00
Jun 21	7:15 AM	15 min	20,489.25	5226.03	0.00	0.00	0.00	0.00	0.00	0.00	0.00	0.00
Jun 21	7:30 AM	15 min	21,319.02	5421.43	0.00	0.00	0.00	0.00	0.00	0.00	0.00	0.00
Jun 21	7:45 AM	15 min	22,052.42	5605.64	0.00	0.00	0.00	0.00	0.00	0.00	0.00	0.00
Jun 21	8:00 AM	15 min	22,792.69	5729.22	0.00	0.00	0.00	0.00	0.00	0.00	0.00	0.00
Jun 21	8:15 AM	15 min	23,041.03	5686.49	0.00	0.00	0.00	0.00	0.00	0.00	0.00	0.00
Jun 21	8:30 AM	15 min	22,450.90	5535.39	0.00	0.00	0.00	0.00	0.00	0.00	0.00	0.00
Jun 21	8:45 AM	15 min	21,832.25	5391.88	0.00	0.00	0.00	0.00	0.00	0.00	0.00	0.00
Jun 21	9:00 AM	15 min	21,302.79	5238.54	0.00	0.00	0.00	0.00	0.00	0.00	0.00	0.00
Jun 21	9:15 AM	15 min	20,605.56	5078.46	0.00	0.00	0.00	0.00	0.00	0.00	0.00	0.00
Jun 21	9:30 AM	15 min	20,022.10	4960.07	0.00	0.00	0.00	0.00	0.00	0.00	0.00	0.00
Jun 21	9:45 AM	15 min	19,658.44	4885.73	0.00	0.00	0.00	0.00	0.00	0.00	0.00	0.00
Jun 21	10:00 AM	15 min	19,427.42	4831.22	0.00	0.00	0.00	0.00	0.00	0.00	0.00	0.00
Jun 21	10:15 AM	15 min	19,222.37	4752.64	0.00	0.00	0.00	0.00	0.00	0.00	0.00	0.00
Jun 21	10:30 AM	15 min	18,798.76	4599.99	0.00	0.00	0.00	0.00	0.00	0.00	0.00	0.00
Jun 21	10:45 AM	15 min	18,001.20	4380.02	0.00	0.00	0.00	0.00	0.00	0.00	0.00	0.00
Jun 21	11:00 AM	15 min	17,038.92	4077.32	0.00	0.00	0.00	0.00	0.00	39.30	0.00	39.30
Jun 21	11:15 AM	15 min	15,579.60	3655.66	0.00	0.00	0.00	0.00	314.39	124.57	314.39	124.57
Jun 21	11:30 AM	15 min	13,665.67	3151.89	0.00	0.00	0.00	0.00	682.20	198.81	682.20	198.81
Jun 21	11:45 AM	15 min	11,549.42	2635.83	0.00	0.00	0.00	0.00	908.26	182.72	908.26	182.72
Jun 21	12:00 PM	15 min	9,537.24	2138.81	0.00	0.00	0.00	0.00	553.46	69.18	553.46	69.18
Jun 21	12:15 PM	15 min	7,573.22	1909.87	0.00	0.00	0.00	0.00	0.00	0.00	0.00	0.00
Jun 21	12:30 PM	15 min	7,705.76	1943.57	0.00	0.00	0.00	0.00	0.00	0.00	0.00	0.00
Jun 21	12:45 PM	15 min	7,842.78	1884.60	0.00	0.00	0.00	0.00	0.00	0.00	0.00	0.00
Jun 21	1:00 PM	15 min	7,234.05	1719.60	0.00	0.00	0.00	0.00	0.00	0.00	0.00	0.00
Jun 21	1:15 PM	15 min	6,522.74	1538.81	0.00	0.00	0.00	0.00	0.00	0.00	0.00	0.00
Jun 21	1:30 PM	15 min	5,787.72	1359.42	0.00	0.00	0.00	0.00	0.00	0.00	0.00	0.00
Jun 21	1:45 PM	15 min	5,087.65	1176.36	0.00	0.00	0.00	0.00	0.00	0.00	0.00	0.00
Jun 21	2:00 PM	15 min	4,323.25	1028.84	0.00	0.00	0.00	0.00	0.00	0.00	0.00	0.00
Jun 21	2:15 PM	15 min	3,907.49	1088.18	0.00	0.00	0.00	0.00	0.00	0.00	0.00	0.00
Jun 21	2:30 PM	15 min	4,797.92	1300.50	0.00	0.00	0.00	0.00	0.00	0.00	0.00	0.00
Jun 21	2:45 PM	15 min	5,606.10	1602.42	0.00	0.00	0.00	0.00	0.00	0.00	0.00	0.00
Jun 21	3:00 PM	15 min	7,213.28	2034.87	0.00	0.00	0.00	0.00	0.00	0.00	0.00	0.00
Jun 21	3:15 PM	15 min	9,065.65	2532.32	0.00	0.00	0.00	0.00	0.00	52.56	0.00	52.56
Jun 21	3:30 PM	15 min	11,192.90	3098.01	0.00	0.00	0.00	0.00	420.51	150.06	420.51	150.06
Jun 21	3:45 PM	15 min	13,591.17	3760.39	0.00	0.00	0.00	0.00	779.94	199.70	779.94	199.70
Jun 21	4:00 PM	15 min	16,491.96	4563.87	0.00	0.00	0.00	0.00	817.67	167.89	817.67	167.89
Jun 21	4:15 PM	15 min	20,018.98	5337.57	0.00	0.00	0.00	0.00	525.47	65.98	525.47	65.98
Jun 21	4:30 PM	15 min	22,681.55	5781.68	0.00	0.00	0.00	0.00	2.35	0.29	2.35	0.29
Jun 21	4:45 PM	15 min	23,571.88	5993.30	0.00	0.00	0.00	0.00	0.00	0.00	0.00	0.00
Jun 21	5:00 PM	15 min	24,374.49	6212.35	0.00	0.00	0.00	0.00	0.00	0.00	0.00	0.00
Jun 21	5:15 PM	15 min	25,324.34	6442.53	0.00	0.00	0.00	0.00	0.00	0.00	0.00	0.00
Jun 21	5:30 PM	15 min	26,215.86	6671.14	0.00	0.00	0.00	0.00	0.00	0.00	0.00	0.00
Jun 21	5:45 PM	15 min	27,153.28	6934.19	0.00	0.00	0.00	0.00	0.00	0.00	0.00	0.00
Jun 21	6:00 PM	15 min	28,320.24	7245.74	0.00	0.00	0.00	0.00	0.00	0.00	0.00	0.00
Jun 21	6:15 PM	15 min	29,645.69	7647.48	0.00	0.00	0.00	0.00	0.00	0.00	0.00	0.00
Jun 21	6:30 PM	15 min	31,534.14	7883.53	0.00	0.00	0.00	0.00	0.00	0.00	0.00	0.00
Jun 21	6:45 PM	15 min	31,534.14	7883.53	0.00	0.00	0.00	0.00	0.00	0.00	0.00	0.00
Jun 21	7:00 PM	15 min	31,534.14	7883.53	0.00	0.00	0.00	0.00	0.00	0.00	0.00	0.00
Jun 21	7:15 PM	15 min	31,534.14	7883.53	0.00	0.00	0.00	0.00	0.00	0.00	0.00	0.00
Jun 21	7:30 PM	5 min	31,534.14	2838.07	0.00	0.00	0.00	0.00	0.00	0.00	0.00	0.00
Jun 21	7:35 PM	0 min	31,534.14		0.00		0.00		0.00		0.00	

BLOCK 1 / 160 FOLSOM STREET

Quantitative Shading Calculations for Spear Street Terrace

Analysis Run: 8/21/2015

Technician: AP

EXAMPLE	Existing Shading	EXAMPLE	No new shading from Project / Project Alternative	EXAMPLE	No new shading from Project / Project Alternative + Cumulative
		EXAMPLE	New Shading from Project / Project Alternative	EXAMPLE	New Shading from Project / Project Alternative + Cumulative

Date	Start Time	Duration	Current Park Shading		New Shadow: Project @ 400'		New Shadow: Project @ 300'		New Shadow: Project @ 400' + Cumulative		New Shadow: Project @ 300' + Cumulative	
			Shadow Area (sf)	Shading (sfh)	Shadow Area (sf)	Shading (sfh)	Shadow Area (sf)	Shading (sfh)	Shadow Area (sf)	Shading (sfh)	Shadow Area (sf)	Shading (sfh)
Jun 28	6:50 AM	10 min	18,723.44	3247.20	0.00	0.00	0.00	0.00	0.00	0.00	0.00	0.00
Jun 28	7:00 AM	15 min	19,478.92	4992.41	0.00	0.00	0.00	0.00	0.00	0.00	0.00	0.00
Jun 28	7:15 AM	15 min	20,460.38	5219.61	0.00	0.00	0.00	0.00	0.00	0.00	0.00	0.00
Jun 28	7:30 AM	15 min	21,296.51	5416.14	0.00	0.00	0.00	0.00	0.00	0.00	0.00	0.00
Jun 28	7:45 AM	15 min	22,032.62	5601.75	0.00	0.00	0.00	0.00	0.00	0.00	0.00	0.00
Jun 28	8:00 AM	15 min	22,781.40	5737.77	0.00	0.00	0.00	0.00	0.00	0.00	0.00	0.00
Jun 28	8:15 AM	15 min	23,120.78	5721.76	0.00	0.00	0.00	0.00	0.00	0.00	0.00	0.00
Jun 28	8:30 AM	15 min	22,653.26	5584.59	0.00	0.00	0.00	0.00	0.00	0.00	0.00	0.00
Jun 28	8:45 AM	15 min	22,023.48	5439.98	0.00	0.00	0.00	0.00	0.00	0.00	0.00	0.00
Jun 28	9:00 AM	15 min	21,496.33	5288.28	0.00	0.00	0.00	0.00	0.00	0.00	0.00	0.00
Jun 28	9:15 AM	15 min	20,809.88	5126.57	0.00	0.00	0.00	0.00	0.00	0.00	0.00	0.00
Jun 28	9:30 AM	15 min	20,202.69	5002.90	0.00	0.00	0.00	0.00	0.00	0.00	0.00	0.00
Jun 28	9:45 AM	15 min	19,820.49	4923.06	0.00	0.00	0.00	0.00	0.00	0.00	0.00	0.00
Jun 28	10:00 AM	15 min	19,564.02	4864.68	0.00	0.00	0.00	0.00	0.00	0.00	0.00	0.00
Jun 28	10:15 AM	15 min	19,353.41	4795.01	0.00	0.00	0.00	0.00	0.00	0.00	0.00	0.00
Jun 28	10:30 AM	15 min	19,006.65	4654.70	0.00	0.00	0.00	0.00	0.00	0.00	0.00	0.00
Jun 28	10:45 AM	15 min	18,230.97	4438.30	0.00	0.00	0.00	0.00	0.00	0.00	0.00	0.00
Jun 28	11:00 AM	15 min	17,275.43	4142.65	0.00	0.00	0.00	0.00	0.00	35.39	0.00	35.39
Jun 28	11:15 AM	15 min	15,865.81	3730.49	0.00	0.00	0.00	0.00	283.10	117.32	283.10	117.32
Jun 28	11:30 AM	15 min	13,978.10	3228.46	0.00	0.00	0.00	0.00	655.47	193.79	655.47	193.79
Jun 28	11:45 AM	15 min	11,849.56	2710.05	0.00	0.00	0.00	0.00	894.88	185.07	894.88	185.07
Jun 28	12:00 PM	15 min	9,830.80	2203.81	0.00	0.00	0.00	0.00	585.64	73.20	585.64	73.20
Jun 28	12:15 PM	15 min	7,799.71	1950.40	0.00	0.00	0.00	0.00	0.00	0.00	0.00	0.00
Jun 28	12:30 PM	15 min	7,803.47	1972.89	0.00	0.00	0.00	0.00	0.00	0.00	0.00	0.00
Jun 28	12:45 PM	15 min	7,979.64	1917.51	0.00	0.00	0.00	0.00	0.00	0.00	0.00	0.00
Jun 28	1:00 PM	15 min	7,360.44	1751.12	0.00	0.00	0.00	0.00	0.00	0.00	0.00	0.00
Jun 28	1:15 PM	15 min	6,648.51	1569.43	0.00	0.00	0.00	0.00	0.00	0.00	0.00	0.00
Jun 28	1:30 PM	15 min	5,906.97	1388.87	0.00	0.00	0.00	0.00	0.00	0.00	0.00	0.00
Jun 28	1:45 PM	15 min	5,203.99	1207.88	0.00	0.00	0.00	0.00	0.00	0.00	0.00	0.00
Jun 28	2:00 PM	15 min	4,459.06	1040.56	0.00	0.00	0.00	0.00	0.00	0.00	0.00	0.00
Jun 28	2:15 PM	15 min	3,865.42	1077.08	0.00	0.00	0.00	0.00	0.00	0.00	0.00	0.00
Jun 28	2:30 PM	15 min	4,751.19	1289.48	0.00	0.00	0.00	0.00	0.00	0.00	0.00	0.00
Jun 28	2:45 PM	15 min	5,564.65	1579.01	0.00	0.00	0.00	0.00	0.00	0.00	0.00	0.00
Jun 28	3:00 PM	15 min	7,067.44	1994.55	0.00	0.00	0.00	0.00	0.00	0.00	0.00	0.00
Jun 28	3:15 PM	15 min	8,888.99	2485.01	0.00	0.00	0.00	0.00	0.00	43.11	0.00	43.11
Jun 28	3:30 PM	15 min	10,991.12	3042.26	0.00	0.00	0.00	0.00	344.86	132.70	344.86	132.70
Jun 28	3:45 PM	15 min	13,346.92	3694.05	0.00	0.00	0.00	0.00	716.75	186.24	716.75	186.24
Jun 28	4:00 PM	15 min	16,205.47	4484.28	0.00	0.00	0.00	0.00	773.15	159.30	773.15	159.30
Jun 28	4:15 PM	15 min	19,668.81	5272.98	0.00	0.00	0.00	0.00	501.25	62.93	501.25	62.93
Jun 28	4:30 PM	15 min	22,515.01	5744.82	0.00	0.00	0.00	0.00	2.17	0.27	2.17	0.27
Jun 28	4:45 PM	15 min	23,443.55	5961.77	0.00	0.00	0.00	0.00	0.00	0.00	0.00	0.00
Jun 28	5:00 PM	15 min	24,250.58	6185.89	0.00	0.00	0.00	0.00	0.00	0.00	0.00	0.00
Jun 28	5:15 PM	15 min	25,236.55	6428.29	0.00	0.00	0.00	0.00	0.00	0.00	0.00	0.00
Jun 28	5:30 PM	15 min	26,189.76	6655.03	0.00	0.00	0.00	0.00	0.00	0.00	0.00	0.00
Jun 28	5:45 PM	15 min	27,050.50	6911.30	0.00	0.00	0.00	0.00	0.00	0.00	0.00	0.00
Jun 28	6:00 PM	15 min	28,239.92	7227.97	0.00	0.00	0.00	0.00	0.00	0.00	0.00	0.00
Jun 28	6:15 PM	15 min	29,583.88	7639.75	0.00	0.00	0.00	0.00	0.00	0.00	0.00	0.00
Jun 28	6:30 PM	15 min	31,534.14	7883.53	0.00	0.00	0.00	0.00	0.00	0.00	0.00	0.00
Jun 28	6:45 PM	15 min	31,534.14	7883.53	0.00	0.00	0.00	0.00	0.00	0.00	0.00	0.00
Jun 28	7:00 PM	15 min	31,534.14	7883.53	0.00	0.00	0.00	0.00	0.00	0.00	0.00	0.00
Jun 28	7:15 PM	15 min	31,534.14	7883.53	0.00	0.00	0.00	0.00	0.00	0.00	0.00	0.00
Jun 28	7:30 PM	6 min	31,534.14	3153.41	0.00	0.00	0.00	0.00	0.00	0.00	0.00	0.00
Jun 28	7:36 PM	0 min	31,534.14		0.00		0.00		0.00		0.00	

BLOCK 1 / 160 FOLSOM STREET

Quantitative Shading Calculations for Spear Street Terrace

EXAMPLE	Existing Shading	EXAMPLE	No new shading from Project / Project Alternative	EXAMPLE	No new shading from Project / Project Alternative + Cumulative
		EXAMPLE	New Shading from Project / Project Alternative	EXAMPLE	New Shading from Project / Project Alternative + Cumulative

Analysis Run: 8/21/2015

Technician: AP

Date	Start Time	Duration	Current Park Shading		New Shadow: Project @ 400'		New Shadow: Project @ 300'		New Shadow: Project @ 400' + Cumulative		New Shadow: Project @ 300' + Cumulative	
			Shadow Area (sf)	Shading (sfh)	Shadow Area (sf)	Shading (sfh)	Shadow Area (sf)	Shading (sfh)	Shadow Area (sf)	Shading (sfh)	Shadow Area (sf)	Shading (sfh)
Jul 5	6:54 AM	6 min	19,153.69	1957.25	0.00	0.00	0.00	0.00	0.00	0.00	0.00	0.00
Jul 5	7:00 AM	15 min	19,591.23	5019.20	0.00	0.00	0.00	0.00	0.00	0.00	0.00	0.00
Jul 5	7:15 AM	15 min	20,562.33	5243.86	0.00	0.00	0.00	0.00	0.00	0.00	0.00	0.00
Jul 5	7:30 AM	15 min	21,388.52	5439.42	0.00	0.00	0.00	0.00	0.00	0.00	0.00	0.00
Jul 5	7:45 AM	15 min	22,126.84	5626.64	0.00	0.00	0.00	0.00	0.00	0.00	0.00	0.00
Jul 5	8:00 AM	15 min	22,886.26	5779.17	0.00	0.00	0.00	0.00	0.00	0.00	0.00	0.00
Jul 5	8:15 AM	15 min	23,347.08	5810.86	0.00	0.00	0.00	0.00	0.00	0.00	0.00	0.00
Jul 5	8:30 AM	15 min	23,139.83	5703.04	0.00	0.00	0.00	0.00	0.00	0.00	0.00	0.00
Jul 5	8:45 AM	15 min	22,484.50	5554.48	0.00	0.00	0.00	0.00	0.00	0.00	0.00	0.00
Jul 5	9:00 AM	15 min	21,951.35	5403.36	0.00	0.00	0.00	0.00	0.00	0.00	0.00	0.00
Jul 5	9:15 AM	15 min	21,275.52	5240.99	0.00	0.00	0.00	0.00	0.00	0.00	0.00	0.00
Jul 5	9:30 AM	15 min	20,652.37	5111.11	0.00	0.00	0.00	0.00	0.00	0.00	0.00	0.00
Jul 5	9:45 AM	15 min	20,236.49	5020.31	0.00	0.00	0.00	0.00	0.00	0.00	0.00	0.00
Jul 5	10:00 AM	15 min	19,925.99	4953.69	0.00	0.00	0.00	0.00	0.00	0.00	0.00	0.00
Jul 5	10:15 AM	15 min	19,703.51	4898.63	0.00	0.00	0.00	0.00	0.00	0.00	0.00	0.00
Jul 5	10:30 AM	15 min	19,485.53	4776.54	0.00	0.00	0.00	0.00	0.00	0.00	0.00	0.00
Jul 5	10:45 AM	15 min	18,726.81	4561.05	0.00	0.00	0.00	0.00	0.00	0.00	0.00	0.00
Jul 5	11:00 AM	15 min	17,761.60	4266.97	0.00	0.00	0.00	0.00	0.00	34.22	0.00	34.22
Jul 5	11:15 AM	15 min	16,374.18	3858.17	0.00	0.00	0.00	0.00	273.78	114.83	273.78	114.83
Jul 5	11:30 AM	15 min	14,491.19	3351.97	0.00	0.00	0.00	0.00	644.83	190.07	644.83	190.07
Jul 5	11:45 AM	15 min	12,324.58	2826.26	0.00	0.00	0.00	0.00	875.70	179.57	875.70	179.57
Jul 5	12:00 PM	15 min	10,285.51	2314.96	0.00	0.00	0.00	0.00	560.82	70.10	560.82	70.10
Jul 5	12:15 PM	15 min	8,234.16	2046.09	0.00	0.00	0.00	0.00	0.00	0.00	0.00	0.00
Jul 5	12:30 PM	15 min	8,134.57	2051.91	0.00	0.00	0.00	0.00	0.00	0.00	0.00	0.00
Jul 5	12:45 PM	15 min	8,280.70	1984.46	0.00	0.00	0.00	0.00	0.00	0.00	0.00	0.00
Jul 5	1:00 PM	15 min	7,595.01	1808.55	0.00	0.00	0.00	0.00	0.00	0.00	0.00	0.00
Jul 5	1:15 PM	15 min	6,873.40	1624.44	0.00	0.00	0.00	0.00	0.00	0.00	0.00	0.00
Jul 5	1:30 PM	15 min	6,122.08	1439.96	0.00	0.00	0.00	0.00	0.00	0.00	0.00	0.00
Jul 5	1:45 PM	15 min	5,397.60	1255.35	0.00	0.00	0.00	0.00	0.00	0.00	0.00	0.00
Jul 5	2:00 PM	15 min	4,645.22	1065.21	0.00	0.00	0.00	0.00	0.00	0.00	0.00	0.00
Jul 5	2:15 PM	15 min	3,876.47	1082.43	0.00	0.00	0.00	0.00	0.00	0.00	0.00	0.00
Jul 5	2:30 PM	15 min	4,782.94	1301.30	0.00	0.00	0.00	0.00	0.00	0.00	0.00	0.00
Jul 5	2:45 PM	15 min	5,627.46	1577.13	0.00	0.00	0.00	0.00	0.00	0.00	0.00	0.00
Jul 5	3:00 PM	15 min	6,989.55	1971.00	0.00	0.00	0.00	0.00	0.00	0.00	0.00	0.00
Jul 5	3:15 PM	15 min	8,778.49	2453.60	0.00	0.00	0.00	0.00	0.00	29.99	0.00	29.99
Jul 5	3:30 PM	15 min	10,850.35	3001.97	0.00	0.00	0.00	0.00	239.88	104.45	239.88	104.45
Jul 5	3:45 PM	15 min	13,165.42	3644.71	0.00	0.00	0.00	0.00	595.69	155.30	595.69	155.30
Jul 5	4:00 PM	15 min	15,992.24	4426.20	0.00	0.00	0.00	0.00	646.69	125.62	646.69	125.62
Jul 5	4:15 PM	15 min	19,417.40	5215.08	0.00	0.00	0.00	0.00	358.28	44.78	358.28	44.78
Jul 5	4:30 PM	15 min	22,303.23	5692.52	0.00	0.00	0.00	0.00	0.00	0.00	0.00	0.00
Jul 5	4:45 PM	15 min	23,236.96	5911.42	0.00	0.00	0.00	0.00	0.00	0.00	0.00	0.00
Jul 5	5:00 PM	15 min	24,054.39	6162.57	0.00	0.00	0.00	0.00	0.00	0.00	0.00	0.00
Jul 5	5:15 PM	15 min	25,246.20	6435.25	0.00	0.00	0.00	0.00	0.00	0.00	0.00	0.00
Jul 5	5:30 PM	15 min	26,235.78	6655.38	0.00	0.00	0.00	0.00	0.00	0.00	0.00	0.00
Jul 5	5:45 PM	15 min	27,007.29	6899.05	0.00	0.00	0.00	0.00	0.00	0.00	0.00	0.00
Jul 5	6:00 PM	15 min	28,185.07	7250.24	0.00	0.00	0.00	0.00	0.00	0.00	0.00	0.00
Jul 5	6:15 PM	15 min	29,816.83	7665.85	0.00	0.00	0.00	0.00	0.00	0.00	0.00	0.00
Jul 5	6:30 PM	15 min	31,510.01	7880.52	0.00	0.00	0.00	0.00	0.00	0.00	0.00	0.00
Jul 5	6:45 PM	15 min	31,534.14	7883.53	0.00	0.00	0.00	0.00	0.00	0.00	0.00	0.00
Jul 5	7:00 PM	15 min	31,534.14	7883.53	0.00	0.00	0.00	0.00	0.00	0.00	0.00	0.00
Jul 5	7:15 PM	15 min	31,534.14	7883.53	0.00	0.00	0.00	0.00	0.00	0.00	0.00	0.00
Jul 5	7:30 PM	5 min	31,534.14	2838.07	0.00	0.00	0.00	0.00	0.00	0.00	0.00	0.00
Jul 5	7:35 PM	0 min	31,534.14		0.00		0.00		0.00		0.00	

BLOCK 1 / 160 FOLSOM STREET

Quantitative Shading Calculations for Spear Street Terrace

Analysis Run: 8/21/2015

Technician: AP

EXAMPLE	Existing Shading	EXAMPLE	No new shading from Project / Project Alternative
		EXAMPLE	New Shading from Project / Project Alternative
EXAMPLE	No new shading from Project / Project Alternative + Cumulative		
EXAMPLE	New Shading from Project / Project Alternative + Cumulative		

Date	Start Time	Duration	Current Park Shading		New Shadow: Project @ 400'		New Shadow: Project @ 300'		New Shadow: Project @ 400' + Cumulative		New Shadow: Project @ 300' + Cumulative	
			Shadow Area (sf)	Shading (sfh)	Shadow Area (sf)	Shading (sfh)	Shadow Area (sf)	Shading (sfh)	Shadow Area (sf)	Shading (sfh)	Shadow Area (sf)	Shading (sfh)
Jul 12	6:58 AM	2 min	19,709.80	791.14	0.00	0.00	0.00	0.00	0.00	0.00	0.00	0.00
Jul 12	7:00 AM	15 min	19,847.34	5079.63	0.00	0.00	0.00	0.00	0.00	0.00	0.00	0.00
Jul 12	7:15 AM	15 min	20,789.74	5297.67	0.00	0.00	0.00	0.00	0.00	0.00	0.00	0.00
Jul 12	7:30 AM	15 min	21,591.63	5491.20	0.00	0.00	0.00	0.00	0.00	0.00	0.00	0.00
Jul 12	7:45 AM	15 min	22,337.97	5681.18	0.00	0.00	0.00	0.00	0.00	0.00	0.00	0.00
Jul 12	8:00 AM	15 min	23,111.50	5850.95	0.00	0.00	0.00	0.00	0.00	0.00	0.00	0.00
Jul 12	8:15 AM	15 min	23,696.10	5927.14	0.00	0.00	0.00	0.00	0.00	0.00	0.00	0.00
Jul 12	8:30 AM	15 min	23,720.99	5866.67	0.00	0.00	0.00	0.00	0.00	0.00	0.00	0.00
Jul 12	8:45 AM	15 min	23,212.35	5731.63	0.00	0.00	0.00	0.00	0.00	0.00	0.00	0.00
Jul 12	9:00 AM	15 min	22,640.71	5580.13	0.00	0.00	0.00	0.00	0.00	0.00	0.00	0.00
Jul 12	9:15 AM	15 min	22,000.35	5421.11	0.00	0.00	0.00	0.00	0.00	0.00	0.00	0.00
Jul 12	9:30 AM	15 min	21,368.51	5282.56	0.00	0.00	0.00	0.00	0.00	0.00	0.00	0.00
Jul 12	9:45 AM	15 min	20,892.00	5175.95	0.00	0.00	0.00	0.00	0.00	0.00	0.00	0.00
Jul 12	10:00 AM	15 min	20,515.60	5097.26	0.00	0.00	0.00	0.00	0.00	0.00	0.00	0.00
Jul 12	10:15 AM	15 min	20,262.44	5035.18	0.00	0.00	0.00	0.00	0.00	0.00	0.00	0.00
Jul 12	10:30 AM	15 min	20,019.02	4938.61	0.00	0.00	0.00	0.00	0.00	0.00	0.00	0.00
Jul 12	10:45 AM	15 min	19,489.85	4750.41	0.00	0.00	0.00	0.00	0.00	0.00	0.00	0.00
Jul 12	11:00 AM	15 min	18,513.44	4451.26	0.00	0.00	0.00	0.00	0.00	36.08	0.00	36.08
Jul 12	11:15 AM	15 min	17,096.61	4036.52	0.00	0.00	0.00	0.00	288.63	117.21	288.63	117.21
Jul 12	11:30 AM	15 min	15,195.58	3521.34	0.00	0.00	0.00	0.00	649.05	186.90	649.05	186.90
Jul 12	11:45 AM	15 min	12,975.11	2982.74	0.00	0.00	0.00	0.00	846.12	166.08	846.12	166.08
Jul 12	12:00 PM	15 min	10,886.79	2472.38	0.00	0.00	0.00	0.00	482.49	60.31	482.49	60.31
Jul 12	12:15 PM	15 min	8,892.28	2199.01	0.00	0.00	0.00	0.00	0.00	0.00	0.00	0.00
Jul 12	12:30 PM	15 min	8,699.78	2177.60	0.00	0.00	0.00	0.00	0.00	0.00	0.00	0.00
Jul 12	12:45 PM	15 min	8,721.01	2081.57	0.00	0.00	0.00	0.00	0.00	0.00	0.00	0.00
Jul 12	1:00 PM	15 min	7,931.58	1890.20	0.00	0.00	0.00	0.00	0.00	0.00	0.00	0.00
Jul 12	1:15 PM	15 min	7,190.04	1701.39	0.00	0.00	0.00	0.00	0.00	0.00	0.00	0.00
Jul 12	1:30 PM	15 min	6,421.09	1510.30	0.00	0.00	0.00	0.00	0.00	0.00	0.00	0.00
Jul 12	1:45 PM	15 min	5,661.35	1319.39	0.00	0.00	0.00	0.00	0.00	0.00	0.00	0.00
Jul 12	2:00 PM	15 min	4,893.78	1131.65	0.00	0.00	0.00	0.00	0.00	0.00	0.00	0.00
Jul 12	2:15 PM	15 min	4,159.42	1133.20	0.00	0.00	0.00	0.00	0.00	0.00	0.00	0.00
Jul 12	2:30 PM	15 min	4,906.18	1338.75	0.00	0.00	0.00	0.00	0.00	0.00	0.00	0.00
Jul 12	2:45 PM	15 min	5,803.79	1599.23	0.00	0.00	0.00	0.00	0.00	0.00	0.00	0.00
Jul 12	3:00 PM	15 min	6,990.08	1968.27	0.00	0.00	0.00	0.00	0.00	0.00	0.00	0.00
Jul 12	3:15 PM	15 min	8,756.11	2443.13	0.00	0.00	0.00	0.00	0.00	16.08	0.00	16.08
Jul 12	3:30 PM	15 min	10,788.90	2985.02	0.00	0.00	0.00	0.00	128.67	70.16	128.67	70.16
Jul 12	3:45 PM	15 min	13,091.24	3622.40	0.00	0.00	0.00	0.00	432.58	110.88	432.58	110.88
Jul 12	4:00 PM	15 min	15,887.98	4396.92	0.00	0.00	0.00	0.00	454.42	72.54	454.42	72.54
Jul 12	4:15 PM	15 min	19,287.41	5164.68	0.00	0.00	0.00	0.00	125.92	15.74	125.92	15.74
Jul 12	4:30 PM	15 min	22,030.06	5624.30	0.00	0.00	0.00	0.00	0.00	0.00	0.00	0.00
Jul 12	4:45 PM	15 min	22,964.35	5845.22	0.00	0.00	0.00	0.00	0.00	0.00	0.00	0.00
Jul 12	5:00 PM	15 min	23,797.40	6152.21	0.00	0.00	0.00	0.00	0.00	0.00	0.00	0.00
Jul 12	5:15 PM	15 min	25,420.30	6476.91	0.00	0.00	0.00	0.00	0.00	0.00	0.00	0.00
Jul 12	5:30 PM	15 min	26,395.01	6682.99	0.00	0.00	0.00	0.00	0.00	0.00	0.00	0.00
Jul 12	5:45 PM	15 min	27,068.94	6904.91	0.00	0.00	0.00	0.00	0.00	0.00	0.00	0.00
Jul 12	6:00 PM	15 min	28,170.36	7332.44	0.00	0.00	0.00	0.00	0.00	0.00	0.00	0.00
Jul 12	6:15 PM	15 min	30,489.13	7752.91	0.00	0.00	0.00	0.00	0.00	0.00	0.00	0.00
Jul 12	6:30 PM	15 min	31,534.14	7883.53	0.00	0.00	0.00	0.00	0.00	0.00	0.00	0.00
Jul 12	6:45 PM	15 min	31,534.14	7883.53	0.00	0.00	0.00	0.00	0.00	0.00	0.00	0.00
Jul 12	7:00 PM	15 min	31,534.14	7883.53	0.00	0.00	0.00	0.00	0.00	0.00	0.00	0.00
Jul 12	7:15 PM	15 min	31,534.14	7883.53	0.00	0.00	0.00	0.00	0.00	0.00	0.00	0.00
Jul 12	7:30 PM	2 min	31,534.14	1261.37	0.00	0.00	0.00	0.00	0.00	0.00	0.00	0.00
Jul 12	7:32 PM	0 min	31,534.14		0.00		0.00		0.00		0.00	

BLOCK 1 / 160 FOLSOM STREET

Quantitative Shading Calculations for Spear Street Terrace

EXAMPLE	Existing Shading
EXAMPLE	No new shading from Project / Project Alternative
EXAMPLE	New Shading from Project / Project Alternative
EXAMPLE	No new shading from Project / Project Alternative + Cumulative
EXAMPLE	New Shading from Project / Project Alternative + Cumulative

Analysis Run: 8/21/2015

Technician: AP

Date	Start Time	Duration	Current Park Shading		New Shadow: Project @ 400'		New Shadow: Project @ 300'		New Shadow: Project @ 400' + Cumulative		New Shadow: Project @ 300' + Cumulative	
			Shadow Area (sf)	Shading (sfh)	Shadow Area (sf)	Shading (sfh)	Shadow Area (sf)	Shading (sfh)	Shadow Area (sf)	Shading (sfh)	Shadow Area (sf)	Shading (sfh)
Jul 19	7:03 AM	12 min	20,422.48	4155.20	0.00	0.00	0.00	0.00	0.00	0.00	0.00	0.00
Jul 19	7:15 AM	15 min	21,129.56	5378.79	0.00	0.00	0.00	0.00	0.00	0.00	0.00	0.00
Jul 19	7:30 AM	15 min	21,900.76	5571.16	0.00	0.00	0.00	0.00	0.00	0.00	0.00	0.00
Jul 19	7:45 AM	15 min	22,668.53	5764.51	0.00	0.00	0.00	0.00	0.00	0.00	0.00	0.00
Jul 19	8:00 AM	15 min	23,447.56	5939.52	0.00	0.00	0.00	0.00	0.00	0.00	0.00	0.00
Jul 19	8:15 AM	15 min	24,068.57	6041.31	0.00	0.00	0.00	0.00	0.00	0.00	0.00	0.00
Jul 19	8:30 AM	15 min	24,261.93	6056.54	0.00	0.00	0.00	0.00	0.00	0.00	0.00	0.00
Jul 19	8:45 AM	15 min	24,190.40	5965.47	0.00	0.00	0.00	0.00	0.00	0.00	0.00	0.00
Jul 19	9:00 AM	15 min	23,533.33	5816.25	0.00	0.00	0.00	0.00	0.00	0.00	0.00	0.00
Jul 19	9:15 AM	15 min	22,996.67	5664.78	0.00	0.00	0.00	0.00	0.00	0.00	0.00	0.00
Jul 19	9:30 AM	15 min	22,321.53	5511.21	0.00	0.00	0.00	0.00	0.00	0.00	0.00	0.00
Jul 19	9:45 AM	15 min	21,768.15	5385.79	0.00	0.00	0.00	0.00	0.00	0.00	0.00	0.00
Jul 19	10:00 AM	15 min	21,318.15	5289.66	0.00	0.00	0.00	0.00	0.00	0.00	0.00	0.00
Jul 19	10:15 AM	15 min	20,999.16	5217.12	0.00	0.00	0.00	0.00	0.00	0.00	0.00	0.00
Jul 19	10:30 AM	15 min	20,737.83	5152.85	0.00	0.00	0.00	0.00	0.00	0.00	0.00	0.00
Jul 19	10:45 AM	15 min	20,484.97	5006.10	0.00	0.00	0.00	0.00	0.00	0.00	0.00	0.00
Jul 19	11:00 AM	15 min	19,563.84	4700.88	0.00	0.00	0.00	0.00	0.00	40.83	0.00	40.83
Jul 19	11:15 AM	15 min	18,043.24	4265.17	0.00	0.00	0.00	0.00	326.65	123.79	326.65	123.79
Jul 19	11:30 AM	15 min	16,078.13	3733.77	0.00	0.00	0.00	0.00	663.70	181.13	663.70	181.13
Jul 19	11:45 AM	15 min	13,792.03	3176.23	0.00	0.00	0.00	0.00	785.33	142.91	785.33	142.91
Jul 19	12:00 PM	15 min	11,617.78	2687.75	0.00	0.00	0.00	0.00	357.92	44.74	357.92	44.74
Jul 19	12:15 PM	15 min	9,884.26	2440.07	0.00	0.00	0.00	0.00	0.00	0.00	0.00	0.00
Jul 19	12:30 PM	15 min	9,636.32	2364.19	0.00	0.00	0.00	0.00	0.00	0.00	0.00	0.00
Jul 19	12:45 PM	15 min	9,277.20	2208.65	0.00	0.00	0.00	0.00	0.00	0.00	0.00	0.00
Jul 19	1:00 PM	15 min	8,391.97	1997.52	0.00	0.00	0.00	0.00	0.00	0.00	0.00	0.00
Jul 19	1:15 PM	15 min	7,588.17	1797.95	0.00	0.00	0.00	0.00	0.00	0.00	0.00	0.00
Jul 19	1:30 PM	15 min	6,795.43	1598.29	0.00	0.00	0.00	0.00	0.00	0.00	0.00	0.00
Jul 19	1:45 PM	15 min	5,990.89	1398.05	0.00	0.00	0.00	0.00	0.00	0.00	0.00	0.00
Jul 19	2:00 PM	15 min	5,193.52	1248.65	0.00	0.00	0.00	0.00	0.00	0.00	0.00	0.00
Jul 19	2:15 PM	15 min	4,795.72	1243.63	0.00	0.00	0.00	0.00	0.00	0.00	0.00	0.00
Jul 19	2:30 PM	15 min	5,153.28	1408.07	0.00	0.00	0.00	0.00	0.00	0.00	0.00	0.00
Jul 19	2:45 PM	15 min	6,111.25	1648.57	0.00	0.00	0.00	0.00	0.00	0.00	0.00	0.00
Jul 19	3:00 PM	15 min	7,077.31	1990.51	0.00	0.00	0.00	0.00	0.00	0.00	0.00	0.00
Jul 19	3:15 PM	15 min	8,846.76	2460.43	0.00	0.00	0.00	0.00	0.00	4.77	0.00	4.77
Jul 19	3:30 PM	15 min	10,836.65	2997.82	0.00	0.00	0.00	0.00	38.13	36.39	38.13	36.39
Jul 19	3:45 PM	15 min	13,145.94	3633.13	0.00	0.00	0.00	0.00	252.96	59.38	252.96	59.38
Jul 19	4:00 PM	15 min	15,919.13	4379.20	0.00	0.00	0.00	0.00	222.08	27.76	222.08	27.76
Jul 19	4:15 PM	15 min	19,114.44	5104.15	0.00	0.00	0.00	0.00	0.00	0.00	0.00	0.00
Jul 19	4:30 PM	15 min	21,718.79	5544.26	0.00	0.00	0.00	0.00	0.00	0.00	0.00	0.00
Jul 19	4:45 PM	15 min	22,635.29	5840.82	0.00	0.00	0.00	0.00	0.00	0.00	0.00	0.00
Jul 19	5:00 PM	15 min	24,091.24	6238.62	0.00	0.00	0.00	0.00	0.00	0.00	0.00	0.00
Jul 19	5:15 PM	15 min	25,817.73	6567.03	0.00	0.00	0.00	0.00	0.00	0.00	0.00	0.00
Jul 19	5:30 PM	15 min	26,718.48	6750.42	0.00	0.00	0.00	0.00	0.00	0.00	0.00	0.00
Jul 19	5:45 PM	15 min	27,284.85	6945.47	0.00	0.00	0.00	0.00	0.00	0.00	0.00	0.00
Jul 19	6:00 PM	15 min	28,278.88	7457.52	0.00	0.00	0.00	0.00	0.00	0.00	0.00	0.00
Jul 19	6:15 PM	15 min	31,381.28	7864.43	0.00	0.00	0.00	0.00	0.00	0.00	0.00	0.00
Jul 19	6:30 PM	15 min	31,534.14	7883.53	0.00	0.00	0.00	0.00	0.00	0.00	0.00	0.00
Jul 19	6:45 PM	15 min	31,534.14	7883.53	0.00	0.00	0.00	0.00	0.00	0.00	0.00	0.00
Jul 19	7:00 PM	15 min	31,534.14	7883.53	0.00	0.00	0.00	0.00	0.00	0.00	0.00	0.00
Jul 19	7:15 PM	14 min	31,534.14	7568.19	0.00	0.00	0.00	0.00	0.00	0.00	0.00	0.00
Jul 19	7:29 PM	0 min	31,534.14		0.00		0.00		0.00		0.00	

BLOCK 1 / 160 FOLSOM STREET

Quantitative Shading Calculations for Spear Street Terrace

EXAMPLE	Existing Shading	EXAMPLE	No new shading from Project / Project Alternative	EXAMPLE	No new shading from Project / Project Alternative + Cumulative
		EXAMPLE	New Shading from Project / Project Alternative	EXAMPLE	New Shading from Project / Project Alternative + Cumulative

Analysis Run: 8/21/2015

Technician: AP

Date	Start Time	Duration	Current Park Shading		New Shadow: Project @ 400'		New Shadow: Project @ 300'		New Shadow: Project @ 400' + Cumulative		New Shadow: Project @ 300' + Cumulative	
			Shadow Area (sf)	Shading (sfh)	Shadow Area (sf)	Shading (sfh)	Shadow Area (sf)	Shading (sfh)	Shadow Area (sf)	Shading (sfh)	Shadow Area (sf)	Shading (sfh)
Jul 26	7:09 AM	6 min	21,235.63	2139.42	0.00	0.00	0.00	0.00	0.00	0.00	0.00	0.00
Jul 26	7:15 AM	15 min	21,552.71	5484.39	0.00	0.00	0.00	0.00	0.00	0.00	0.00	0.00
Jul 26	7:30 AM	15 min	22,322.40	5679.96	0.00	0.00	0.00	0.00	0.00	0.00	0.00	0.00
Jul 26	7:45 AM	15 min	23,117.31	5874.66	0.00	0.00	0.00	0.00	0.00	0.00	0.00	0.00
Jul 26	8:00 AM	15 min	23,879.96	6050.58	0.00	0.00	0.00	0.00	0.00	0.00	0.00	0.00
Jul 26	8:15 AM	15 min	24,524.70	6164.54	0.00	0.00	0.00	0.00	0.00	0.00	0.00	0.00
Jul 26	8:30 AM	15 min	24,791.63	6206.07	0.00	0.00	0.00	0.00	0.00	0.00	0.00	0.00
Jul 26	8:45 AM	15 min	24,856.95	6185.41	0.00	0.00	0.00	0.00	0.00	0.00	0.00	0.00
Jul 26	9:00 AM	15 min	24,626.33	6080.74	0.00	0.00	0.00	0.00	0.00	0.00	0.00	0.00
Jul 26	9:15 AM	15 min	24,019.60	5935.44	0.00	0.00	0.00	0.00	0.00	0.00	0.00	0.00
Jul 26	9:30 AM	15 min	23,463.93	5787.47	0.00	0.00	0.00	0.00	0.00	0.00	0.00	0.00
Jul 26	9:45 AM	15 min	22,835.87	5642.95	0.00	0.00	0.00	0.00	0.00	0.00	0.00	0.00
Jul 26	10:00 AM	15 min	22,307.76	5529.30	0.00	0.00	0.00	0.00	0.00	0.00	0.00	0.00
Jul 26	10:15 AM	15 min	21,926.67	5443.95	0.00	0.00	0.00	0.00	0.00	0.00	0.00	0.00
Jul 26	10:30 AM	15 min	21,624.90	5370.27	0.00	0.00	0.00	0.00	0.00	0.00	0.00	0.00
Jul 26	10:45 AM	15 min	21,337.28	5278.71	0.00	0.00	0.00	0.00	0.00	0.14	0.00	0.14
Jul 26	11:00 AM	15 min	20,892.38	5014.27	0.00	0.00	0.00	0.00	1.13	48.15	1.13	48.15
Jul 26	11:15 AM	15 min	19,221.76	4536.96	0.00	0.00	0.00	0.00	384.08	132.80	384.08	132.80
Jul 26	11:30 AM	15 min	17,073.94	3977.12	0.00	0.00	0.00	0.00	678.31	164.63	678.31	164.63
Jul 26	11:45 AM	15 min	14,743.03	3400.52	0.00	0.00	0.00	0.00	638.74	104.20	638.74	104.20
Jul 26	12:00 PM	15 min	12,461.11	2953.24	0.00	0.00	0.00	0.00	194.88	24.36	194.88	24.36
Jul 26	12:15 PM	15 min	11,164.83	2752.86	0.00	0.00	0.00	0.00	0.00	0.00	0.00	0.00
Jul 26	12:30 PM	15 min	10,858.08	2601.07	0.00	0.00	0.00	0.00	0.00	0.00	0.00	0.00
Jul 26	12:45 PM	15 min	9,950.51	2369.76	0.00	0.00	0.00	0.00	0.00	0.00	0.00	0.00
Jul 26	1:00 PM	15 min	9,007.60	2133.34	0.00	0.00	0.00	0.00	0.00	0.00	0.00	0.00
Jul 26	1:15 PM	15 min	8,059.14	1912.13	0.00	0.00	0.00	0.00	0.00	0.00	0.00	0.00
Jul 26	1:30 PM	15 min	7,237.94	1704.57	0.00	0.00	0.00	0.00	0.00	0.00	0.00	0.00
Jul 26	1:45 PM	15 min	6,398.63	1508.45	0.00	0.00	0.00	0.00	0.00	0.00	0.00	0.00
Jul 26	2:00 PM	15 min	5,668.97	1410.62	0.00	0.00	0.00	0.00	0.00	0.00	0.00	0.00
Jul 26	2:15 PM	15 min	5,616.01	1403.40	0.00	0.00	0.00	0.00	0.00	0.00	0.00	0.00
Jul 26	2:30 PM	15 min	5,611.22	1522.11	0.00	0.00	0.00	0.00	0.00	0.00	0.00	0.00
Jul 26	2:45 PM	15 min	6,565.67	1737.04	0.00	0.00	0.00	0.00	0.00	0.00	0.00	0.00
Jul 26	3:00 PM	15 min	7,330.65	2051.27	0.00	0.00	0.00	0.00	0.00	0.00	0.00	0.00
Jul 26	3:15 PM	15 min	9,079.54	2513.11	0.00	0.00	0.00	0.00	0.00	0.00	0.00	0.00
Jul 26	3:30 PM	15 min	11,025.35	3046.55	0.00	0.00	0.00	0.00	0.00	12.36	0.00	12.36
Jul 26	3:45 PM	15 min	13,347.07	3681.74	0.00	0.00	0.00	0.00	99.72	13.43	99.72	13.43
Jul 26	4:00 PM	15 min	16,106.88	4362.97	0.00	0.00	0.00	0.00	7.76	0.97	7.76	0.97
Jul 26	4:15 PM	15 min	18,796.88	5011.66	0.00	0.00	0.00	0.00	0.00	0.00	0.00	0.00
Jul 26	4:30 PM	15 min	21,296.38	5478.38	0.00	0.00	0.00	0.00	0.00	0.00	0.00	0.00
Jul 26	4:45 PM	15 min	22,530.65	5920.17	0.00	0.00	0.00	0.00	0.00	0.00	0.00	0.00
Jul 26	5:00 PM	15 min	24,830.72	6413.58	0.00	0.00	0.00	0.00	0.00	0.00	0.00	0.00
Jul 26	5:15 PM	15 min	26,477.90	6715.66	0.00	0.00	0.00	0.00	0.00	0.00	0.00	0.00
Jul 26	5:30 PM	15 min	27,247.38	6873.88	0.00	0.00	0.00	0.00	0.00	0.00	0.00	0.00
Jul 26	5:45 PM	15 min	27,743.67	7040.15	0.00	0.00	0.00	0.00	0.00	0.00	0.00	0.00
Jul 26	6:00 PM	15 min	28,577.56	7513.96	0.00	0.00	0.00	0.00	0.00	0.00	0.00	0.00
Jul 26	6:15 PM	15 min	31,534.14	7883.53	0.00	0.00	0.00	0.00	0.00	0.00	0.00	0.00
Jul 26	6:30 PM	15 min	31,534.14	7883.53	0.00	0.00	0.00	0.00	0.00	0.00	0.00	0.00
Jul 26	6:45 PM	15 min	31,534.14	7883.53	0.00	0.00	0.00	0.00	0.00	0.00	0.00	0.00
Jul 26	7:00 PM	15 min	31,534.14	7883.53	0.00	0.00	0.00	0.00	0.00	0.00	0.00	0.00
Jul 26	7:15 PM	8 min	31,534.14	4414.78	0.00	0.00	0.00	0.00	0.00	0.00	0.00	0.00
Jul 26	7:23 PM	0 min	31,534.14		0.00		0.00		0.00		0.00	

BLOCK 1 / 160 FOLSOM STREET

Quantitative Shading Calculations for Spear Street Terrace

EXAMPLE	Existing Shading	EXAMPLE	No new shading from Project / Project Alternative
		EXAMPLE	New Shading from Project / Project Alternative
EXAMPLE	No new shading from Project / Project Alternative + Cumulative		
EXAMPLE	New Shading from Project / Project Alternative + Cumulative		

Analysis Run: 8/21/2015

Technician: AP

Date	Start Time	Duration	Current Park Shading		New Shadow: Project @ 400'		New Shadow: Project @ 300'		New Shadow: Project @ 400' + Cumulative		New Shadow: Project @ 300' + Cumulative	
			Shadow Area (sf)	Shading (sfh)	Shadow Area (sf)	Shading (sfh)	Shadow Area (sf)	Shading (sfh)	Shadow Area (sf)	Shading (sfh)	Shadow Area (sf)	Shading (sfh)
Aug 2	7:14 AM	1 min	22,006.26	440.65	0.00	0.00	0.00	0.00	0.00	0.00	0.00	0.00
Aug 2	7:15 AM	15 min	22,058.65	5614.85	0.00	0.00	0.00	0.00	0.00	0.00	0.00	0.00
Aug 2	7:30 AM	15 min	22,860.17	5813.98	0.00	0.00	0.00	0.00	0.00	0.00	0.00	0.00
Aug 2	7:45 AM	15 min	23,651.71	6005.42	0.00	0.00	0.00	0.00	0.00	0.00	0.00	0.00
Aug 2	8:00 AM	15 min	24,391.68	6180.55	0.00	0.00	0.00	0.00	0.00	0.00	0.00	0.00
Aug 2	8:15 AM	15 min	25,052.70	6293.07	0.00	0.00	0.00	0.00	0.00	0.00	0.00	0.00
Aug 2	8:30 AM	15 min	25,291.85	6347.76	0.00	0.00	0.00	0.00	0.00	0.00	0.00	0.00
Aug 2	8:45 AM	15 min	25,490.19	6370.79	0.00	0.00	0.00	0.00	0.00	0.00	0.00	0.00
Aug 2	9:00 AM	15 min	25,476.14	6332.07	0.00	0.00	0.00	0.00	0.00	0.00	0.00	0.00
Aug 2	9:15 AM	15 min	25,180.39	6222.02	0.00	0.00	0.00	0.00	0.00	0.00	0.00	0.00
Aug 2	9:30 AM	15 min	24,595.79	6079.21	0.00	0.00	0.00	0.00	0.00	0.00	0.00	0.00
Aug 2	9:45 AM	15 min	24,037.88	5936.86	0.00	0.00	0.00	0.00	0.00	0.00	0.00	0.00
Aug 2	10:00 AM	15 min	23,457.01	5807.77	0.00	0.00	0.00	0.00	0.00	0.00	0.00	0.00
Aug 2	10:15 AM	15 min	23,005.12	5703.98	0.00	0.00	0.00	0.00	0.00	0.00	0.00	0.00
Aug 2	10:30 AM	15 min	22,626.76	5622.52	0.00	0.00	0.00	0.00	0.00	0.00	0.00	0.00
Aug 2	10:45 AM	15 min	22,353.38	5543.21	0.00	0.00	0.00	0.00	0.00	9.39	0.00	9.39
Aug 2	11:00 AM	15 min	21,992.34	5327.24	0.00	0.00	0.00	0.00	75.10	65.80	75.10	65.80
Aug 2	11:15 AM	15 min	20,625.55	4864.04	0.00	0.00	0.00	0.00	451.30	139.15	451.30	139.15
Aug 2	11:30 AM	15 min	18,286.76	4262.73	0.00	0.00	0.00	0.00	661.92	137.30	661.92	137.30
Aug 2	11:45 AM	15 min	15,815.11	3652.62	0.00	0.00	0.00	0.00	436.48	55.58	436.48	55.58
Aug 2	12:00 PM	15 min	13,405.84	3261.38	0.00	0.00	0.00	0.00	8.15	1.02	8.15	1.02
Aug 2	12:15 PM	15 min	12,685.21	3103.65	0.00	0.00	0.00	0.00	0.00	0.00	0.00	0.00
Aug 2	12:30 PM	15 min	12,143.99	2878.58	0.00	0.00	0.00	0.00	0.00	0.00	0.00	0.00
Aug 2	12:45 PM	15 min	10,884.63	2574.17	0.00	0.00	0.00	0.00	0.00	0.00	0.00	0.00
Aug 2	1:00 PM	15 min	9,708.72	2290.09	0.00	0.00	0.00	0.00	0.00	0.00	0.00	0.00
Aug 2	1:15 PM	15 min	8,612.03	2044.01	0.00	0.00	0.00	0.00	0.00	0.00	0.00	0.00
Aug 2	1:30 PM	15 min	7,740.03	1822.59	0.00	0.00	0.00	0.00	0.00	0.00	0.00	0.00
Aug 2	1:45 PM	15 min	6,840.72	1684.22	0.00	0.00	0.00	0.00	0.00	0.00	0.00	0.00
Aug 2	2:00 PM	15 min	6,633.01	1656.14	0.00	0.00	0.00	0.00	0.00	0.00	0.00	0.00
Aug 2	2:15 PM	15 min	6,616.07	1622.88	0.00	0.00	0.00	0.00	0.00	0.00	0.00	0.00
Aug 2	2:30 PM	15 min	6,366.99	1693.80	0.00	0.00	0.00	0.00	0.00	0.00	0.00	0.00
Aug 2	2:45 PM	15 min	7,183.44	1890.24	0.00	0.00	0.00	0.00	0.00	0.00	0.00	0.00
Aug 2	3:00 PM	15 min	7,938.44	2169.89	0.00	0.00	0.00	0.00	0.00	0.00	0.00	0.00
Aug 2	3:15 PM	15 min	9,420.67	2598.79	0.00	0.00	0.00	0.00	0.00	0.00	0.00	0.00
Aug 2	3:30 PM	15 min	11,369.65	3134.35	0.00	0.00	0.00	0.00	0.00	1.27	0.00	1.27
Aug 2	3:45 PM	15 min	13,705.15	3730.50	0.00	0.00	0.00	0.00	10.14	1.27	10.14	1.27
Aug 2	4:00 PM	15 min	16,138.85	4319.85	0.00	0.00	0.00	0.00	0.00	0.00	0.00	0.00
Aug 2	4:15 PM	15 min	18,419.91	4915.83	0.00	0.00	0.00	0.00	0.00	0.00	0.00	0.00
Aug 2	4:30 PM	15 min	20,906.72	5508.02	0.00	0.00	0.00	0.00	0.00	0.00	0.00	0.00
Aug 2	4:45 PM	15 min	23,157.44	6105.03	0.00	0.00	0.00	0.00	0.00	0.00	0.00	0.00
Aug 2	5:00 PM	15 min	25,682.81	6643.91	0.00	0.00	0.00	0.00	0.00	0.00	0.00	0.00
Aug 2	5:15 PM	15 min	27,468.49	6945.78	0.00	0.00	0.00	0.00	0.00	0.00	0.00	0.00
Aug 2	5:30 PM	15 min	28,097.75	7082.28	0.00	0.00	0.00	0.00	0.00	0.00	0.00	0.00
Aug 2	5:45 PM	15 min	28,560.51	7208.55	0.00	0.00	0.00	0.00	0.00	0.00	0.00	0.00
Aug 2	6:00 PM	15 min	29,107.88	7557.38	0.00	0.00	0.00	0.00	0.00	0.00	0.00	0.00
Aug 2	6:15 PM	15 min	31,351.12	7860.66	0.00	0.00	0.00	0.00	0.00	0.00	0.00	0.00
Aug 2	6:30 PM	15 min	31,534.14	7883.53	0.00	0.00	0.00	0.00	0.00	0.00	0.00	0.00
Aug 2	6:45 PM	15 min	31,534.14	7883.53	0.00	0.00	0.00	0.00	0.00	0.00	0.00	0.00
Aug 2	7:00 PM	15 min	31,534.14	7883.53	0.00	0.00	0.00	0.00	0.00	0.00	0.00	0.00
Aug 2	7:15 PM	2 min	31,534.14	1261.37	0.00	0.00	0.00	0.00	0.00	0.00	0.00	0.00
Aug 2	7:17 PM	0 min	31,534.14		0.00		0.00		0.00		0.00	

BLOCK 1 / 160 FOLSOM STREET

Quantitative Shading Calculations for Spear Street Terrace

Analysis Run: 8/21/2015

Technician: AP

EXAMPLE	Existing Shading
EXAMPLE	No new shading from Project / Project Alternative
EXAMPLE	New Shading from Project / Project Alternative
EXAMPLE	No new shading from Project / Project Alternative + Cumulative
EXAMPLE	New Shading from Project / Project Alternative + Cumulative

Date	Start Time	Duration	Current Park Shading		New Shadow: Project @ 400'		New Shadow: Project @ 300'		New Shadow: Project @ 400' + Cumulative		New Shadow: Project @ 300' + Cumulative	
			Shadow Area (sf)	Shading (sfh)	Shadow Area (sf)	Shading (sfh)	Shadow Area (sf)	Shading (sfh)	Shadow Area (sf)	Shading (sfh)	Shadow Area (sf)	Shading (sfh)
Aug 9	7:20 AM	11 min	22,949.49	4179.39	0.00	0.00	0.00	0.00	0.00	0.00	0.00	0.00
Aug 9	7:30 AM	15 min	23,488.12	5967.07	0.00	0.00	0.00	0.00	0.00	0.00	0.00	0.00
Aug 9	7:45 AM	15 min	24,248.48	6151.88	0.00	0.00	0.00	0.00	0.00	0.00	0.00	0.00
Aug 9	8:00 AM	15 min	24,966.56	6325.34	0.00	0.00	0.00	0.00	0.00	0.00	0.00	0.00
Aug 9	8:15 AM	15 min	25,636.20	6436.04	0.00	0.00	0.00	0.00	0.00	0.00	0.00	0.00
Aug 9	8:30 AM	15 min	25,852.11	6481.26	0.00	0.00	0.00	0.00	0.00	0.00	0.00	0.00
Aug 9	8:45 AM	15 min	25,997.93	6519.79	0.00	0.00	0.00	0.00	0.00	0.00	0.00	0.00
Aug 9	9:00 AM	15 min	26,160.36	6534.42	0.00	0.00	0.00	0.00	0.00	0.00	0.00	0.00
Aug 9	9:15 AM	15 min	26,114.97	6485.03	0.00	0.00	0.00	0.00	0.00	0.00	0.00	0.00
Aug 9	9:30 AM	15 min	25,765.24	6370.90	0.00	0.00	0.00	0.00	0.00	0.00	0.00	0.00
Aug 9	9:45 AM	15 min	25,201.97	6233.16	0.00	0.00	0.00	0.00	0.00	0.00	0.00	0.00
Aug 9	10:00 AM	15 min	24,663.35	6102.61	0.00	0.00	0.00	0.00	0.00	0.00	0.00	0.00
Aug 9	10:15 AM	15 min	24,157.53	5987.14	0.00	0.00	0.00	0.00	0.00	0.00	0.00	0.00
Aug 9	10:30 AM	15 min	23,739.60	5895.48	0.00	0.00	0.00	0.00	0.00	0.00	0.00	0.00
Aug 9	10:45 AM	15 min	23,424.21	5794.29	0.00	0.00	0.00	0.00	0.00	23.44	0.00	23.44
Aug 9	11:00 AM	15 min	22,930.11	5621.11	0.00	0.00	0.00	0.00	187.56	86.79	187.56	86.79
Aug 9	11:15 AM	15 min	22,038.75	5216.52	0.00	0.00	0.00	0.00	506.73	130.75	506.73	130.75
Aug 9	11:30 AM	15 min	19,693.44	4596.86	0.00	0.00	0.00	0.00	539.26	95.81	539.26	95.81
Aug 9	11:45 AM	15 min	17,081.41	4014.31	0.00	0.00	0.00	0.00	227.21	28.40	227.21	28.40
Aug 9	12:00 PM	15 min	15,033.10	3686.29	0.00	0.00	0.00	0.00	0.00	0.00	0.00	0.00
Aug 9	12:15 PM	15 min	14,457.22	3478.96	0.00	0.00	0.00	0.00	0.00	0.00	0.00	0.00
Aug 9	12:30 PM	15 min	13,374.48	3166.42	0.00	0.00	0.00	0.00	0.00	0.00	0.00	0.00
Aug 9	12:45 PM	15 min	11,956.90	2805.43	0.00	0.00	0.00	0.00	0.00	0.00	0.00	0.00
Aug 9	1:00 PM	15 min	10,486.55	2475.34	0.00	0.00	0.00	0.00	0.00	0.00	0.00	0.00
Aug 9	1:15 PM	15 min	9,316.13	2199.22	0.00	0.00	0.00	0.00	0.00	0.00	0.00	0.00
Aug 9	1:30 PM	15 min	8,277.60	1993.11	0.00	0.00	0.00	0.00	0.00	0.00	0.00	0.00
Aug 9	1:45 PM	15 min	7,667.26	1929.27	0.00	0.00	0.00	0.00	0.00	0.00	0.00	0.00
Aug 9	2:00 PM	15 min	7,766.92	1950.61	0.00	0.00	0.00	0.00	0.00	0.00	0.00	0.00
Aug 9	2:15 PM	15 min	7,837.92	1936.32	0.00	0.00	0.00	0.00	0.00	0.00	0.00	0.00
Aug 9	2:30 PM	15 min	7,652.63	1954.06	0.00	0.00	0.00	0.00	0.00	0.00	0.00	0.00
Aug 9	2:45 PM	15 min	7,979.89	2088.15	0.00	0.00	0.00	0.00	0.00	0.00	0.00	0.00
Aug 9	3:00 PM	15 min	8,725.32	2325.95	0.00	0.00	0.00	0.00	0.00	0.00	0.00	0.00
Aug 9	3:15 PM	15 min	9,882.29	2723.29	0.00	0.00	0.00	0.00	0.00	0.00	0.00	0.00
Aug 9	3:30 PM	15 min	11,904.06	3254.59	0.00	0.00	0.00	0.00	0.00	0.00	0.00	0.00
Aug 9	3:45 PM	15 min	14,132.65	3782.98	0.00	0.00	0.00	0.00	0.00	0.00	0.00	0.00
Aug 9	4:00 PM	15 min	16,131.22	4279.76	0.00	0.00	0.00	0.00	0.00	0.00	0.00	0.00
Aug 9	4:15 PM	15 min	18,106.85	4934.51	0.00	0.00	0.00	0.00	0.00	0.00	0.00	0.00
Aug 9	4:30 PM	15 min	21,369.21	5659.83	0.00	0.00	0.00	0.00	0.00	0.00	0.00	0.00
Aug 9	4:45 PM	15 min	23,909.45	6300.71	0.00	0.00	0.00	0.00	0.00	125.86	0.00	125.86
Aug 9	5:00 PM	15 min	26,496.26	6886.21	0.00	0.00	0.00	0.00	1,006.90	126.52	1,006.90	126.52
Aug 9	5:15 PM	15 min	28,593.40	7258.45	0.00	0.00	0.00	0.00	5.28	0.66	5.28	0.66
Aug 9	5:30 PM	15 min	29,474.23	7361.91	0.00	0.00	0.00	0.00	0.00	0.00	0.00	0.00
Aug 9	5:45 PM	15 min	29,421.06	7400.28	0.00	0.00	0.00	0.00	0.00	0.00	0.00	0.00
Aug 9	6:00 PM	15 min	29,781.17	7625.71	0.00	0.00	0.00	0.00	0.00	0.00	0.00	0.00
Aug 9	6:15 PM	15 min	31,224.53	7844.83	0.00	0.00	0.00	0.00	0.00	0.00	0.00	0.00
Aug 9	6:30 PM	15 min	31,534.14	7883.53	0.00	0.00	0.00	0.00	0.00	0.00	0.00	0.00
Aug 9	6:45 PM	15 min	31,534.14	7883.53	0.00	0.00	0.00	0.00	0.00	0.00	0.00	0.00
Aug 9	7:00 PM	9 min	31,534.14	4730.12	0.00	0.00	0.00	0.00	0.00	0.00	0.00	0.00
Aug 9	7:09 PM	0 min	31,534.14		0.00		0.00		0.00		0.00	

BLOCK 1 / 160 FOLSOM STREET

Quantitative Shading Calculations for Spear Street Terrace

Analysis Run: 8/21/2015

Technician: AP

EXAMPLE	Existing Shading	EXAMPLE	No new shading from Project / Project Alternative
		EXAMPLE	New Shading from Project / Project Alternative
EXAMPLE	No new shading from Project / Project Alternative + Cumulative		
EXAMPLE	New Shading from Project / Project Alternative + Cumulative		

Date	Start Time	Duration	Current Park Shading		New Shadow: Project @ 400'		New Shadow: Project @ 300'		New Shadow: Project @ 400' + Cumulative		New Shadow: Project @ 300' + Cumulative	
			Shadow Area (sf)	Shading (sfh)	Shadow Area (sf)	Shading (sfh)	Shadow Area (sf)	Shading (sfh)	Shadow Area (sf)	Shading (sfh)	Shadow Area (sf)	Shading (sfh)
Aug 16	7:26 AM	4 min	23,957.10	1684.08	0.00	0.00	0.00	0.00	0.00	0.00	0.00	0.00
Aug 16	7:30 AM	15 min	24,159.56	6131.32	0.00	0.00	0.00	0.00	0.00	0.00	0.00	0.00
Aug 16	7:45 AM	15 min	24,891.01	6309.97	0.00	0.00	0.00	0.00	0.00	0.00	0.00	0.00
Aug 16	8:00 AM	15 min	25,588.76	6481.10	0.00	0.00	0.00	0.00	0.00	0.00	0.00	0.00
Aug 16	8:15 AM	15 min	26,260.03	6590.06	0.00	0.00	0.00	0.00	0.00	0.00	0.00	0.00
Aug 16	8:30 AM	15 min	26,460.43	6625.80	0.00	0.00	0.00	0.00	0.00	0.00	0.00	0.00
Aug 16	8:45 AM	15 min	26,545.97	6650.84	0.00	0.00	0.00	0.00	0.00	0.00	0.00	0.00
Aug 16	9:00 AM	15 min	26,660.72	6681.23	0.00	0.00	0.00	0.00	0.00	0.00	0.00	0.00
Aug 16	9:15 AM	15 min	26,789.09	6691.77	0.00	0.00	0.00	0.00	0.00	0.00	0.00	0.00
Aug 16	9:30 AM	15 min	26,745.06	6636.90	0.00	0.00	0.00	0.00	0.00	0.00	0.00	0.00
Aug 16	9:45 AM	15 min	26,350.15	6519.12	0.00	0.00	0.00	0.00	0.00	0.00	0.00	0.00
Aug 16	10:00 AM	15 min	25,802.81	6387.99	0.00	0.00	0.00	0.00	0.00	0.00	0.00	0.00
Aug 16	10:15 AM	15 min	25,301.11	6273.96	0.00	0.00	0.00	0.00	0.00	0.00	0.00	0.00
Aug 16	10:30 AM	15 min	24,890.60	6183.61	0.00	0.00	0.00	0.00	0.00	0.00	0.00	0.00
Aug 16	10:45 AM	15 min	24,578.28	6067.84	0.00	0.00	0.00	0.00	0.00	37.20	0.00	37.20
Aug 16	11:00 AM	15 min	23,964.44	5881.65	0.00	0.00	0.00	0.00	297.60	100.43	297.60	100.43
Aug 16	11:15 AM	15 min	23,088.79	5537.14	0.00	0.00	0.00	0.00	505.81	105.01	505.81	105.01
Aug 16	11:30 AM	15 min	21,208.31	4944.66	0.00	0.00	0.00	0.00	334.24	45.70	334.24	45.70
Aug 16	11:45 AM	15 min	18,348.99	4427.12	0.00	0.00	0.00	0.00	31.40	3.93	31.40	3.93
Aug 16	12:00 PM	15 min	17,067.99	4162.16	0.00	0.00	0.00	0.00	0.00	0.00	0.00	0.00
Aug 16	12:15 PM	15 min	16,229.28	3864.85	0.00	0.00	0.00	0.00	0.00	0.00	0.00	0.00
Aug 16	12:30 PM	15 min	14,689.51	3473.22	0.00	3.26	0.00	0.00	0.00	3.26	0.00	0.00
Aug 16	12:45 PM	15 min	13,096.24	3077.12	26.07	10.77	0.00	0.00	26.07	10.77	0.00	0.00
Aug 16	1:00 PM	15 min	11,520.72	2700.50	60.12	7.51	0.00	0.00	60.12	7.51	0.00	0.00
Aug 16	1:15 PM	15 min	10,083.26	2379.97	0.00	0.00	0.00	0.00	0.00	0.00	0.00	0.00
Aug 16	1:30 PM	15 min	8,956.50	2223.58	0.00	0.00	0.00	0.00	0.00	0.00	0.00	0.00
Aug 16	1:45 PM	15 min	8,832.15	2231.60	0.00	0.00	0.00	0.00	0.00	0.00	0.00	0.00
Aug 16	2:00 PM	15 min	9,020.63	2274.16	0.00	0.00	0.00	0.00	0.00	0.00	0.00	0.00
Aug 16	2:15 PM	15 min	9,172.62	2281.60	0.00	0.00	0.00	0.00	0.00	0.00	0.00	0.00
Aug 16	2:30 PM	15 min	9,080.18	2257.62	0.00	0.00	0.00	0.00	0.00	0.00	0.00	0.00
Aug 16	2:45 PM	15 min	8,980.76	2335.77	0.00	0.00	0.00	0.00	0.00	0.00	0.00	0.00
Aug 16	3:00 PM	15 min	9,705.40	2524.33	0.00	0.00	0.00	0.00	0.00	0.00	0.00	0.00
Aug 16	3:15 PM	15 min	10,489.22	2885.25	0.00	0.00	0.00	0.00	0.00	0.00	0.00	0.00
Aug 16	3:30 PM	15 min	12,592.75	3389.27	0.00	0.00	0.00	0.00	0.00	0.00	0.00	0.00
Aug 16	3:45 PM	15 min	14,521.40	3840.67	0.00	0.00	0.00	0.00	0.00	0.00	0.00	0.00
Aug 16	4:00 PM	15 min	16,203.97	4367.55	0.00	0.00	0.00	0.00	0.00	0.00	0.00	0.00
Aug 16	4:15 PM	15 min	18,736.44	5083.90	0.00	0.00	0.00	0.00	0.00	0.00	0.00	0.00
Aug 16	4:30 PM	15 min	21,934.74	5829.98	0.00	0.00	0.00	0.00	0.00	129.09	0.00	129.09
Aug 16	4:45 PM	15 min	24,705.10	6500.19	0.00	0.00	0.00	0.00	1,032.69	381.00	1,032.69	381.00
Aug 16	5:00 PM	15 min	27,296.45	7076.02	0.00	0.00	0.00	0.00	2,015.29	276.37	2,015.29	276.37
Aug 16	5:15 PM	15 min	29,311.68	7504.47	0.00	0.00	0.00	0.00	195.65	24.46	195.65	24.46
Aug 16	5:30 PM	15 min	30,724.09	7636.62	0.00	0.00	0.00	0.00	0.00	0.00	0.00	0.00
Aug 16	5:45 PM	15 min	30,368.89	7597.65	0.00	0.00	0.00	0.00	0.00	0.00	0.00	0.00
Aug 16	6:00 PM	15 min	30,412.29	7738.16	0.00	0.00	0.00	0.00	0.00	0.00	0.00	0.00
Aug 16	6:15 PM	15 min	31,492.97	7878.39	0.00	0.00	0.00	0.00	0.00	0.00	0.00	0.00
Aug 16	6:30 PM	15 min	31,534.14	7883.53	0.00	0.00	0.00	0.00	0.00	0.00	0.00	0.00
Aug 16	6:45 PM	15 min	31,534.14	7883.53	0.00	0.00	0.00	0.00	0.00	0.00	0.00	0.00
Aug 16	7:00 PM	1 min	31,534.14	630.68	0.00	0.00	0.00	0.00	0.00	0.00	0.00	0.00
Aug 16	7:01 PM	0 min	31,534.14		0.00		0.00		0.00		0.00	

BLOCK 1 / 160 FOLSOM STREET

Quantitative Shading Calculations for Spear Street Terrace

Analysis Run: 8/21/2015

Technician: AP

EXAMPLE	Existing Shading
EXAMPLE	No new shading from Project / Project Alternative
EXAMPLE	New Shading from Project / Project Alternative
EXAMPLE	No new shading from Project / Project Alternative + Cumulative
EXAMPLE	New Shading from Project / Project Alternative + Cumulative

Date	Start Time	Duration	Current Park Shading		New Shadow: Project @ 400'		New Shadow: Project @ 300'		New Shadow: Project @ 400' + Cumulative		New Shadow: Project @ 300' + Cumulative	
			Shadow Area (sf)	Shading (sfh)	Shadow Area (sf)	Shading (sfh)	Shadow Area (sf)	Shading (sfh)	Shadow Area (sf)	Shading (sfh)	Shadow Area (sf)	Shading (sfh)
Aug 23	7:32 AM	13 min	24,954.96	1263.00	0.00	0.00	0.00	0.00	0.00	0.00	0.00	0.00
Aug 23	7:45 AM	15 min	25,564.94	6476.34	0.00	0.00	0.00	0.00	0.00	0.00	0.00	0.00
Aug 23	8:00 AM	15 min	26,245.80	6620.07	0.00	0.00	0.00	0.00	0.00	0.00	0.00	0.00
Aug 23	8:15 AM	15 min	26,714.75	6719.71	0.00	0.00	0.00	0.00	0.00	0.00	0.00	0.00
Aug 23	8:30 AM	15 min	27,042.91	6770.98	0.00	0.00	0.00	0.00	0.00	0.00	0.00	0.00
Aug 23	8:45 AM	15 min	27,124.91	6788.96	0.00	0.00	0.00	0.00	0.00	0.00	0.00	0.00
Aug 23	9:00 AM	15 min	27,186.74	6808.04	0.00	0.00	0.00	0.00	0.00	0.00	0.00	0.00
Aug 23	9:15 AM	15 min	27,277.58	6831.18	0.00	0.00	0.00	0.00	0.00	0.00	0.00	0.00
Aug 23	9:30 AM	15 min	27,371.83	6837.72	0.00	0.00	0.00	0.00	0.00	0.00	0.00	0.00
Aug 23	9:45 AM	15 min	27,329.92	6779.07	0.00	0.00	0.00	0.00	0.00	0.00	0.00	0.00
Aug 23	10:00 AM	15 min	26,902.68	6666.44	0.00	0.00	0.00	0.00	0.00	0.00	0.00	0.00
Aug 23	10:15 AM	15 min	26,428.88	6574.85	0.00	0.00	0.00	0.00	0.00	0.00	0.00	0.00
Aug 23	10:30 AM	15 min	26,169.92	6509.45	0.00	0.00	0.00	0.00	0.00	8.59	0.00	8.59
Aug 23	10:45 AM	15 min	25,905.66	6388.29	0.00	0.00	0.00	0.00	68.75	55.02	68.75	55.02
Aug 23	11:00 AM	15 min	25,200.65	6156.75	0.00	0.00	0.00	0.00	371.41	91.36	371.41	91.36
Aug 23	11:15 AM	15 min	24,053.32	5779.86	0.00	0.00	0.00	0.00	359.47	63.26	359.47	63.26
Aug 23	11:30 AM	15 min	22,185.58	5326.03	0.00	0.00	0.00	0.00	146.60	18.33	146.60	18.33
Aug 23	11:45 AM	15 min	20,422.65	4959.09	0.00	0.00	0.00	0.00	0.00	0.00	0.00	0.00
Aug 23	12:00 PM	15 min	19,250.06	4641.40	0.00	0.00	0.00	0.00	0.00	0.00	0.00	0.00
Aug 23	12:15 PM	15 min	17,881.12	4251.87	0.00	0.00	0.00	0.00	0.00	0.00	0.00	0.00
Aug 23	12:30 PM	15 min	16,133.83	3809.40	0.00	71.67	0.00	0.00	0.00	71.67	0.00	0.00
Aug 23	12:45 PM	15 min	14,341.33	3373.39	573.38	115.01	0.00	0.00	573.38	115.01	0.00	0.00
Aug 23	1:00 PM	15 min	12,645.77	2943.47	346.69	43.34	0.00	0.00	346.69	43.34	0.00	0.00
Aug 23	1:15 PM	5 min	10,902.02	2686.06	0.07	0.01	0.00	0.00	0.07	0.01	0.00	0.00
Aug 23	1:20 PM	24 min	10,586.43	2592.01	0.00	0.00	0.00	0.00	0.00	0.00	0.00	0.00
Aug 23	1:45 PM	15 min	10,149.63	2570.80	0.00	0.00	0.00	0.00	0.00	0.00	0.00	0.00
Aug 23	2:00 PM	15 min	10,416.76	2627.39	0.00	0.00	0.00	0.00	0.00	0.00	0.00	0.00
Aug 23	2:15 PM	15 min	10,602.40	2650.12	0.00	0.00	0.00	0.00	0.00	0.00	0.00	0.00
Aug 23	2:30 PM	15 min	10,598.56	2621.41	0.00	0.00	0.00	0.00	0.00	0.00	0.00	0.00
Aug 23	2:45 PM	15 min	10,372.71	2659.13	0.00	0.00	0.00	0.00	0.00	0.00	0.00	0.00
Aug 23	3:00 PM	15 min	10,900.33	2787.39	0.00	0.00	0.00	0.00	0.00	0.00	0.00	0.00
Aug 23	3:15 PM	15 min	11,402.76	3083.77	0.00	0.00	0.00	0.00	0.00	0.00	0.00	0.00
Aug 23	3:30 PM	15 min	13,267.39	3542.75	0.00	0.00	0.00	0.00	0.00	0.00	0.00	0.00
Aug 23	3:45 PM	15 min	15,074.62	4027.44	0.00	0.00	0.00	0.00	0.00	0.00	0.00	0.00
Aug 23	4:00 PM	15 min	17,144.88	4582.60	0.00	0.00	0.00	0.00	0.00	0.00	0.00	0.00
Aug 23	4:15 PM	15 min	19,515.92	5251.34	0.00	0.00	0.00	0.00	0.00	6.46	0.00	6.46
Aug 23	4:30 PM	15 min	22,494.77	6000.58	0.00	0.00	0.00	0.00	51.67	309.62	51.67	309.62
Aug 23	4:45 PM	15 min	25,509.90	6710.86	0.00	0.00	0.00	0.00	2,425.28	667.43	2,425.28	667.43
Aug 23	5:00 PM	15 min	28,176.97	7298.13	0.00	0.00	0.00	0.00	2,914.14	442.62	2,914.14	442.62
Aug 23	5:15 PM	15 min	30,208.06	7661.48	0.00	0.00	0.00	0.00	626.83	78.35	626.83	78.35
Aug 23	5:30 PM	15 min	31,083.78	7789.43	0.00	0.00	0.00	0.00	0.00	0.00	0.00	0.00
Aug 23	5:45 PM	15 min	31,231.63	7775.40	0.00	0.00	0.00	0.00	0.00	0.00	0.00	0.00
Aug 23	6:00 PM	15 min	30,971.60	7813.22	0.00	0.00	0.00	0.00	0.00	0.00	0.00	0.00
Aug 23	6:15 PM	15 min	31,534.14	7883.53	0.00	0.00	0.00	0.00	0.00	0.00	0.00	0.00
Aug 23	6:30 PM	15 min	31,534.14	7883.53	0.00	0.00	0.00	0.00	0.00	0.00	0.00	0.00
Aug 23	6:45 PM	6 min	31,534.14	7883.53	0.00	0.00	0.00	0.00	0.00	0.00	0.00	0.00
Aug 23	6:51 PM	0 min	31,534.14		0.00		0.00		0.00		0.00	

BLOCK 1 / 160 FOLSOM STREET

Quantitative Shading Calculations for Spear Street Terrace

Analysis Run: 8/21/2015

Technician: AP

EXAMPLE	Existing Shading	EXAMPLE	No new shading from Project / Project Alternative
		EXAMPLE	New Shading from Project / Project Alternative
EXAMPLE	No new shading from Project / Project Alternative + Cumulative		
EXAMPLE	New Shading from Project / Project Alternative + Cumulative		

Date	Start Time	Duration	Current Park Shading		New Shadow: Project @ 400'		New Shadow: Project @ 300'		New Shadow: Project @ 400' + Cumulative		New Shadow: Project @ 300' + Cumulative	
			Shadow Area (sf)	Shading (sfh)	Shadow Area (sf)	Shading (sfh)	Shadow Area (sf)	Shading (sfh)	Shadow Area (sf)	Shading (sfh)	Shadow Area (sf)	Shading (sfh)
Aug 30	7:38 AM	7 min	26,579.33	3180.20	0.00	0.00	0.00	0.00	0.00	0.00	0.00	0.00
Aug 30	7:45 AM	15 min	26,423.93	6643.90	0.00	0.00	0.00	0.00	0.00	0.00	0.00	0.00
Aug 30	8:00 AM	15 min	26,727.26	6730.21	0.00	0.00	0.00	0.00	0.00	0.00	0.00	0.00
Aug 30	8:15 AM	15 min	27,114.44	6824.51	0.00	0.00	0.00	0.00	0.00	0.00	0.00	0.00
Aug 30	8:30 AM	15 min	27,481.66	6897.28	0.00	0.00	0.00	0.00	0.00	0.00	0.00	0.00
Aug 30	8:45 AM	15 min	27,696.57	6928.42	0.00	0.00	0.00	0.00	0.00	0.00	0.00	0.00
Aug 30	9:00 AM	15 min	27,730.76	6938.07	0.00	0.00	0.00	0.00	0.00	0.00	0.00	0.00
Aug 30	9:15 AM	15 min	27,773.80	6951.75	0.00	0.00	0.00	0.00	0.00	0.00	0.00	0.00
Aug 30	9:30 AM	15 min	27,840.22	6954.31	0.00	0.00	0.00	0.00	0.00	0.00	0.00	0.00
Aug 30	9:45 AM	15 min	27,794.28	6969.69	0.00	0.00	0.00	0.00	0.00	0.00	0.00	0.00
Aug 30	10:00 AM	15 min	27,963.21	6976.57	0.00	0.00	0.00	0.00	0.00	0.00	0.00	0.00
Aug 30	10:15 AM	15 min	27,849.32	6945.21	0.00	0.00	0.00	0.00	0.00	0.00	0.00	0.00
Aug 30	10:30 AM	15 min	27,712.34	6862.92	0.00	0.00	0.00	0.00	0.00	24.77	0.00	24.77
Aug 30	10:45 AM	15 min	27,191.06	6681.35	0.00	0.00	0.00	0.00	198.15	66.44	198.15	66.44
Aug 30	11:00 AM	15 min	26,259.76	6386.08	0.00	0.00	0.00	0.00	333.36	66.03	333.36	66.03
Aug 30	11:15 AM	15 min	24,828.88	5974.62	0.00	0.00	0.00	0.00	194.84	24.36	194.84	24.36
Aug 30	11:30 AM	15 min	22,968.06	5674.25	0.00	0.00	0.00	0.00	0.00	0.00	0.00	0.00
Aug 30	11:45 AM	15 min	22,425.94	5496.05	0.00	0.00	0.00	0.00	0.00	0.00	0.00	0.00
Aug 30	12:00 PM	15 min	21,542.42	5141.41	0.00	0.00	0.00	0.00	0.00	0.00	0.00	0.00
Aug 30	12:15 PM	15 min	19,588.89	4658.01	0.00	106.44	0.00	0.00	0.00	106.44	0.00	0.00
Aug 30	12:30 PM	15 min	17,675.21	4177.46	851.53	272.37	0.00	0.14	851.53	272.37	0.00	0.14
Aug 30	12:45 PM	15 min	15,744.49	3694.87	1,327.42	275.73	1.16	0.14	1,327.42	275.73	1.16	0.14
Aug 30	1:00 PM	15 min	13,814.49	3275.66	878.39	142.67	0.00	0.00	878.39	142.67	0.00	0.00
Aug 30	1:15 PM	15 min	12,390.76	3002.87	262.99	32.87	0.00	0.00	262.99	32.87	0.00	0.00
Aug 30	1:30 PM	15 min	11,632.20	2903.66	0.00	0.00	0.00	0.00	0.00	0.00	0.00	0.00
Aug 30	1:45 PM	15 min	11,597.10	2943.15	0.00	0.00	0.00	0.00	0.00	0.00	0.00	0.00
Aug 30	2:00 PM	15 min	11,948.08	3011.35	0.00	0.00	0.00	0.00	0.00	0.00	0.00	0.00
Aug 30	2:15 PM	15 min	12,142.72	3049.32	0.00	0.00	0.00	0.00	0.00	0.00	0.00	0.00
Aug 30	2:30 PM	15 min	12,251.87	3048.62	0.00	0.00	0.00	0.00	0.00	0.00	0.00	0.00
Aug 30	2:45 PM	15 min	12,137.06	3059.02	0.00	0.00	0.00	0.00	0.00	0.00	0.00	0.00
Aug 30	3:00 PM	15 min	12,335.13	3142.32	0.00	0.00	0.00	0.00	0.00	0.00	0.00	0.00
Aug 30	3:15 PM	15 min	12,803.41	3373.39	0.00	0.00	0.00	0.00	0.00	0.00	0.00	0.00
Aug 30	3:30 PM	15 min	14,183.74	3809.94	0.00	0.00	0.00	0.00	0.00	0.00	0.00	0.00
Aug 30	3:45 PM	15 min	16,295.78	4321.67	0.00	0.00	0.00	0.00	0.00	0.00	0.00	0.00
Aug 30	4:00 PM	15 min	18,277.55	4828.40	0.00	0.00	0.00	0.00	0.00	0.00	0.00	0.00
Aug 30	4:15 PM	15 min	20,349.68	5425.78	0.00	0.00	0.00	0.00	0.00	108.24	0.00	108.24
Aug 30	4:30 PM	15 min	23,056.56	6190.83	0.00	0.00	0.00	0.00	865.88	602.08	865.88	602.08
Aug 30	4:45 PM	15 min	26,470.08	6960.08	0.00	0.00	0.00	0.00	3,950.79	784.29	3,950.79	784.29
Aug 30	5:00 PM	15 min	29,210.58	7521.09	0.00	0.00	0.00	0.00	2,323.56	362.45	2,323.56	362.45
Aug 30	5:15 PM	15 min	30,958.11	7788.14	0.00	0.00	0.00	0.00	576.03	72.00	576.03	72.00
Aug 30	5:30 PM	15 min	31,347.00	7860.14	0.00	0.00	0.00	0.00	0.00	0.00	0.00	0.00
Aug 30	5:45 PM	15 min	31,534.14	7883.53	0.00	0.00	0.00	0.00	0.00	0.00	0.00	0.00
Aug 30	6:00 PM	15 min	31,534.14	7883.53	0.00	0.00	0.00	0.00	0.00	0.00	0.00	0.00
Aug 30	6:15 PM	15 min	31,534.14	7883.53	0.00	0.00	0.00	0.00	0.00	0.00	0.00	0.00
Aug 30	6:30 PM	11 min	31,534.14	5991.49	0.00	0.00	0.00	0.00	0.00	0.00	0.00	0.00
Aug 30	6:41 PM	0 min	31,534.14		0.00		0.00		0.00		0.00	

BLOCK 1 / 160 FOLSOM STREET

Quantitative Shading Calculations for Spear Street Terrace

Analysis Run: 8/21/2015

Technician: AP

EXAMPLE	Existing Shading
EXAMPLE	No new shading from Project / Project Alternative
EXAMPLE	New Shading from Project / Project Alternative
EXAMPLE	No new shading from Project / Project Alternative + Cumulative
EXAMPLE	New Shading from Project / Project Alternative + Cumulative

Date	Start Time	Duration	Current Park Shading		New Shadow: Project @ 400'		New Shadow: Project @ 300'		New Shadow: Project @ 400' + Cumulative		New Shadow: Project @ 300' + Cumulative	
			Shadow Area (sf)	Shading (sfh)	Shadow Area (sf)	Shading (sfh)	Shadow Area (sf)	Shading (sfh)	Shadow Area (sf)	Shading (sfh)	Shadow Area (sf)	Shading (sfh)
Sep 6	7:44 AM	1 min	27,110.83	543.01	0.00	0.00	0.00	0.00	0.00	0.00	0.00	0.00
Sep 6	7:45 AM	15 min	27,190.35	6818.28	0.00	0.00	0.00	0.00	0.00	0.00	0.00	0.00
Sep 6	8:00 AM	15 min	27,355.90	6902.40	0.00	0.00	0.00	0.00	0.00	0.00	0.00	0.00
Sep 6	8:15 AM	15 min	27,863.29	6963.73	0.00	0.00	0.00	0.00	0.00	0.00	0.00	0.00
Sep 6	8:30 AM	15 min	27,846.58	7001.08	0.00	0.00	0.00	0.00	0.00	0.00	0.00	0.00
Sep 6	8:45 AM	15 min	28,162.03	7054.58	0.00	0.00	0.00	0.00	0.00	0.00	0.00	0.00
Sep 6	9:00 AM	15 min	28,274.58	7069.12	0.00	0.00	0.00	0.00	0.00	0.00	0.00	0.00
Sep 6	9:15 AM	15 min	28,278.36	7068.55	0.00	0.00	0.00	0.00	0.00	0.00	0.00	0.00
Sep 6	9:30 AM	15 min	28,270.03	7059.51	0.00	0.00	0.00	0.00	0.00	0.00	0.00	0.00
Sep 6	9:45 AM	15 min	28,206.09	7119.13	0.00	0.00	0.00	0.00	0.00	0.00	0.00	0.00
Sep 6	10:00 AM	15 min	28,746.97	7266.72	0.00	0.00	0.00	0.00	0.00	0.00	0.00	0.00
Sep 6	10:15 AM	15 min	29,386.78	7327.64	0.00	0.00	0.00	0.00	0.00	1.40	0.00	1.40
Sep 6	10:30 AM	15 min	29,234.33	7191.84	0.00	0.00	0.00	0.00	11.19	32.47	11.19	32.47
Sep 6	10:45 AM	15 min	28,300.40	6924.03	0.00	0.00	0.00	0.00	248.53	55.00	248.53	55.00
Sep 6	11:00 AM	15 min	27,091.87	6564.51	0.00	0.00	0.00	0.00	191.43	31.07	191.43	31.07
Sep 6	11:15 AM	15 min	25,424.24	6236.99	0.00	0.00	0.00	0.00	57.13	7.14	57.13	7.14
Sep 6	11:30 AM	15 min	24,471.72	6102.21	0.00	0.00	0.00	0.00	0.00	0.00	0.00	0.00
Sep 6	11:45 AM	15 min	24,345.92	5967.84	0.00	0.00	0.00	0.00	0.00	0.00	0.00	0.00
Sep 6	12:00 PM	15 min	23,396.83	5616.71	0.00	105.77	0.00	0.00	0.00	105.77	0.00	0.00
Sep 6	12:15 PM	15 min	21,536.83	5108.09	846.17	384.73	0.00	13.27	846.17	384.73	0.00	13.27
Sep 6	12:30 PM	15 min	19,327.91	4568.34	2,231.69	583.63	106.15	37.10	2,231.69	583.63	106.15	37.10
Sep 6	12:45 PM	15 min	17,218.83	4068.32	2,437.33	520.30	190.62	23.83	2,437.33	520.30	190.62	23.83
Sep 6	1:00 PM	15 min	15,327.72	3666.87	1,725.05	313.23	0.00	0.00	1,725.05	313.23	0.00	0.00
Sep 6	1:15 PM	15 min	14,007.27	3409.51	780.78	98.58	0.00	0.00	780.78	98.58	0.00	0.00
Sep 6	1:30 PM	15 min	13,268.80	3306.70	7.89	0.99	0.00	0.00	7.89	0.99	0.00	0.00
Sep 6	1:45 PM	15 min	13,184.80	3343.64	0.00	0.00	0.00	0.00	0.00	0.00	0.00	0.00
Sep 6	2:00 PM	15 min	13,564.33	3419.06	0.00	0.00	0.00	0.00	0.00	0.00	0.00	0.00
Sep 6	2:15 PM	15 min	13,788.17	3467.07	0.00	0.00	0.00	0.00	0.00	0.00	0.00	0.00
Sep 6	2:30 PM	15 min	13,948.40	3500.23	0.00	0.00	0.00	0.00	0.00	0.00	0.00	0.00
Sep 6	2:45 PM	15 min	14,053.42	3511.54	0.00	0.00	0.00	0.00	0.00	0.00	0.00	0.00
Sep 6	3:00 PM	15 min	14,038.88	3559.32	0.00	0.00	0.00	0.00	0.00	0.00	0.00	0.00
Sep 6	3:15 PM	15 min	14,435.72	3752.55	0.00	0.00	0.00	0.00	0.00	0.00	0.00	0.00
Sep 6	3:30 PM	15 min	15,584.67	4159.60	0.00	0.00	0.00	0.00	0.00	0.00	0.00	0.00
Sep 6	3:45 PM	15 min	17,692.13	4650.21	0.00	0.00	0.00	0.00	0.00	3.98	0.00	3.98
Sep 6	4:00 PM	15 min	19,509.57	5097.64	0.00	0.00	0.00	0.00	31.85	62.97	31.85	62.97
Sep 6	4:15 PM	15 min	21,271.58	5658.20	0.00	0.00	0.00	0.00	471.90	354.08	471.90	354.08
Sep 6	4:30 PM	15 min	23,994.03	6443.70	0.00	0.00	0.00	0.00	2,360.74	792.41	2,360.74	792.41
Sep 6	4:45 PM	15 min	27,555.58	7216.12	0.00	0.00	0.00	0.00	3,978.53	667.42	3,978.53	667.42
Sep 6	5:00 PM	15 min	30,173.34	7707.98	0.00	0.00	0.00	0.00	1,360.80	175.56	1,360.80	175.56
Sep 6	5:15 PM	15 min	31,490.49	7878.08	0.00	0.00	0.00	0.00	43.65	5.46	43.65	5.46
Sep 6	5:30 PM	15 min	31,534.14	7883.53	0.00	0.00	0.00	0.00	0.00	0.00	0.00	0.00
Sep 6	5:45 PM	15 min	31,534.14	7883.53	0.00	0.00	0.00	0.00	0.00	0.00	0.00	0.00
Sep 6	6:00 PM	15 min	31,534.14	7883.53	0.00	0.00	0.00	0.00	0.00	0.00	0.00	0.00
Sep 6	6:15 PM	15 min	31,534.14	7883.53	0.00	0.00	0.00	0.00	0.00	0.00	0.00	0.00
Sep 6	6:30 PM	1 min	31,534.14	630.68	0.00	0.00	0.00	0.00	0.00	0.00	0.00	0.00
Sep 6	6:31 PM	0 min	31,534.14		0.00		0.00		0.00		0.00	

BLOCK 1 / 160 FOLSOM STREET

Quantitative Shading Calculations for Spear Street Terrace

Analysis Run: 8/21/2015

Technician: AP

EXAMPLE	Existing Shading
EXAMPLE	No new shading from Project / Project Alternative
EXAMPLE	New Shading from Project / Project Alternative
EXAMPLE	No new shading from Project / Project Alternative + Cumulative
EXAMPLE	New Shading from Project / Project Alternative + Cumulative

Date	Start Time	Duration	Current Park Shading		New Shadow: Project @ 400'		New Shadow: Project @ 300'		New Shadow: Project @ 400' + Cumulative		New Shadow: Project @ 300' + Cumulative	
			Shadow Area (sf)	Shading (sfh)	Shadow Area (sf)	Shading (sfh)	Shadow Area (sf)	Shading (sfh)	Shadow Area (sf)	Shading (sfh)	Shadow Area (sf)	Shading (sfh)
Sep 13	7:50 AM	10 min	27,288.12	4659.16	0.00	0.00	0.00	0.00	0.00	0.00	0.00	0.00
Sep 13	8:00 AM	15 min	27,525.58	7343.42	0.00	0.00	0.00	0.00	0.00	0.00	0.00	0.00
Sep 13	8:15 AM	15 min	31,221.80	7427.21	0.00	0.00	0.00	0.00	0.00	0.00	0.00	0.00
Sep 13	8:30 AM	15 min	28,195.87	7088.76	0.00	0.00	0.00	0.00	0.00	0.00	0.00	0.00
Sep 13	8:45 AM	15 min	28,514.25	7157.01	0.00	0.00	0.00	0.00	0.00	0.00	0.00	0.00
Sep 13	9:00 AM	15 min	28,741.80	7190.63	0.00	0.00	0.00	0.00	0.00	0.00	0.00	0.00
Sep 13	9:15 AM	15 min	28,783.24	7184.80	0.00	0.00	0.00	0.00	0.00	0.00	0.00	0.00
Sep 13	9:30 AM	15 min	28,695.19	7184.35	0.00	0.00	0.00	0.00	0.00	0.00	0.00	0.00
Sep 13	9:45 AM	15 min	28,779.61	7305.54	0.00	0.00	0.00	0.00	0.00	0.00	0.00	0.00
Sep 13	10:00 AM	15 min	29,664.67	7486.21	0.00	0.00	0.00	0.00	0.00	0.00	0.00	0.00
Sep 13	10:15 AM	15 min	30,225.03	7568.21	0.00	0.00	0.00	0.00	0.00	15.63	0.00	15.63
Sep 13	10:30 AM	15 min	30,320.68	7441.42	0.00	0.00	0.00	0.00	125.01	35.20	125.01	35.20
Sep 13	10:45 AM	15 min	29,210.71	7134.92	0.00	0.00	0.00	0.00	156.58	29.57	156.58	29.57
Sep 13	11:00 AM	15 min	27,868.68	6750.12	0.00	0.00	0.00	0.00	79.96	9.99	79.96	9.99
Sep 13	11:15 AM	15 min	26,132.30	6507.01	0.00	0.00	0.00	0.00	0.00	0.00	0.00	0.00
Sep 13	11:30 AM	15 min	25,923.78	6466.71	0.00	0.00	0.00	0.00	0.00	0.00	0.00	0.00
Sep 13	11:45 AM	15 min	25,809.88	6344.19	0.00	43.92	0.00	0.00	0.00	43.92	0.00	0.00
Sep 13	12:00 PM	15 min	24,943.67	6049.37	351.38	345.02	0.00	9.44	351.38	345.02	0.00	9.44
Sep 13	12:15 PM	15 min	23,451.32	5573.05	2,408.76	784.10	75.49	104.79	2,408.76	784.10	75.49	104.79
Sep 13	12:30 PM	15 min	21,133.07	4992.77	3,864.06	990.97	762.85	162.73	3,864.06	990.97	762.85	162.73
Sep 13	12:45 PM	15 min	18,809.07	4480.12	4,063.67	905.37	538.98	81.18	4,063.67	905.37	538.98	81.18
Sep 13	1:00 PM	15 min	17,031.91	4101.79	3,179.27	572.45	110.45	13.81	3,179.27	572.45	110.45	13.81
Sep 13	1:15 PM	15 min	15,782.44	3859.30	1,400.29	175.04	0.00	0.00	1,400.29	175.04	0.00	0.00
Sep 13	1:30 PM	15 min	15,091.94	3739.92	0.00	0.00	0.00	0.00	0.00	0.00	0.00	0.00
Sep 13	1:45 PM	15 min	14,827.40	3761.12	0.00	0.00	0.00	0.00	0.00	0.00	0.00	0.00
Sep 13	2:00 PM	15 min	15,261.58	3844.91	0.00	0.00	0.00	0.00	0.00	0.00	0.00	0.00
Sep 13	2:15 PM	15 min	15,497.67	3906.17	0.00	0.00	0.00	0.00	0.00	0.00	0.00	0.00
Sep 13	2:30 PM	15 min	15,751.71	3979.62	0.00	0.00	0.00	0.00	0.00	0.00	0.00	0.00
Sep 13	2:45 PM	15 min	16,085.24	4037.15	0.00	0.00	0.00	0.00	0.00	0.00	0.00	0.00
Sep 13	3:00 PM	15 min	16,211.93	4073.75	0.00	0.00	0.00	0.00	0.00	0.00	0.00	0.00
Sep 13	3:15 PM	15 min	16,378.06	4195.68	0.00	0.00	0.00	0.00	0.00	0.00	0.00	0.00
Sep 13	3:30 PM	15 min	17,187.40	4555.93	0.00	0.00	0.00	0.00	0.00	22.49	0.00	22.49
Sep 13	3:45 PM	15 min	19,260.08	5019.97	0.00	0.00	0.00	0.00	179.90	153.98	179.90	153.98
Sep 13	4:00 PM	15 min	20,899.68	5424.88	0.00	0.00	0.00	0.00	1,051.94	370.52	1,051.94	370.52
Sep 13	4:15 PM	15 min	22,499.32	5984.09	0.00	0.00	0.00	0.00	1,912.24	626.59	1,912.24	626.59
Sep 13	4:30 PM	15 min	25,373.42	6767.27	0.00	0.00	0.00	0.00	3,100.47	733.73	3,100.47	733.73
Sep 13	4:45 PM	15 min	28,764.74	7481.62	0.00	0.00	0.00	0.00	2,769.40	401.91	2,769.40	401.91
Sep 13	5:00 PM	15 min	31,088.25	7827.30	0.00	0.00	0.00	0.00	445.89	55.74	445.89	55.74
Sep 13	5:15 PM	15 min	31,534.14	7883.53	0.00	0.00	0.00	0.00	0.00	0.00	0.00	0.00
Sep 13	5:30 PM	15 min	31,534.14	7883.53	0.00	0.00	0.00	0.00	0.00	0.00	0.00	0.00
Sep 13	5:45 PM	15 min	31,534.14	7883.53	0.00	0.00	0.00	0.00	0.00	0.00	0.00	0.00
Sep 13	6:00 PM	15 min	31,534.14	7883.53	0.00	0.00	0.00	0.00	0.00	0.00	0.00	0.00
Sep 13	6:15 PM	5 min	31,534.14	2838.07	0.00	0.00	0.00	0.00	0.00	0.00	0.00	0.00
Sep 13	6:20 PM	0 min	31,534.14		0.00		0.00		0.00		0.00	

BLOCK 1 / 160 FOLSOM STREET

Quantitative Shading Calculations for Spear Street Terrace

Analysis Run: 8/21/2015

Technician: AP

EXAMPLE	Existing Shading
EXAMPLE	No new shading from Project / Project Alternative
EXAMPLE	New Shading from Project / Project Alternative
EXAMPLE	No new shading from Project / Project Alternative + Cumulative
EXAMPLE	New Shading from Project / Project Alternative + Cumulative

Date	Start Time	Duration	Current Park Shading		New Shadow: Project @ 400'		New Shadow: Project @ 300'		New Shadow: Project @ 400' + Cumulative		New Shadow: Project @ 300' + Cumulative	
			Shadow Area (sf)	Shading (sfh)	Shadow Area (sf)	Shading (sfh)	Shadow Area (sf)	Shading (sfh)	Shadow Area (sf)	Shading (sfh)	Shadow Area (sf)	Shading (sfh)
Sep 20	7:56 AM	5 min	30,494.42	2433.48	0.00	0.00	0.00	0.00	0.00	0.00	0.00	0.00
Sep 20	8:00 AM	15 min	30,342.46	7408.61	0.00	0.00	0.00	0.00	0.00	0.00	0.00	0.00
Sep 20	8:15 AM	15 min	28,926.40	7181.58	0.00	0.00	0.00	0.00	0.00	0.00	0.00	0.00
Sep 20	8:30 AM	15 min	28,526.28	7169.58	0.00	0.00	0.00	0.00	0.00	0.00	0.00	0.00
Sep 20	8:45 AM	15 min	28,830.36	7243.77	0.00	0.00	0.00	0.00	0.00	0.00	0.00	0.00
Sep 20	9:00 AM	15 min	29,119.76	7293.96	0.00	0.00	0.00	0.00	0.00	0.00	0.00	0.00
Sep 20	9:15 AM	15 min	29,231.95	7294.76	0.00	0.00	0.00	0.00	0.00	0.00	0.00	0.00
Sep 20	9:30 AM	15 min	29,126.12	7345.02	0.00	0.00	0.00	0.00	0.00	0.00	0.00	0.00
Sep 20	9:45 AM	15 min	29,634.01	7491.17	0.00	0.00	0.00	0.00	0.00	0.00	0.00	0.00
Sep 20	10:00 AM	15 min	30,295.32	7617.84	0.00	0.00	0.00	0.00	0.00	0.00	0.00	0.00
Sep 20	10:15 AM	15 min	30,647.43	7646.44	0.00	0.00	0.00	0.00	0.00	12.80	0.00	12.80
Sep 20	10:30 AM	15 min	30,524.06	7557.49	0.00	0.00	0.00	0.00	102.40	22.01	102.40	22.01
Sep 20	10:45 AM	15 min	29,935.87	7266.81	0.00	0.00	0.00	0.00	73.71	9.62	73.71	9.62
Sep 20	11:00 AM	15 min	28,198.63	6967.62	0.00	0.00	0.00	0.00	3.22	0.40	3.22	0.40
Sep 20	11:15 AM	15 min	27,542.33	6848.76	0.00	0.00	0.00	0.00	0.00	0.00	0.00	0.00
Sep 20	11:30 AM	15 min	27,247.75	6756.63	0.00	0.83	0.00	0.00	0.00	0.83	0.00	0.00
Sep 20	11:45 AM	15 min	26,805.27	6628.73	6.65	232.14	0.00	2.25	6.65	232.14	0.00	2.25
Sep 20	12:00 PM	15 min	26,224.58	6369.12	1,850.51	674.75	17.99	163.06	1,850.51	674.75	17.99	163.06
Sep 20	12:15 PM	15 min	24,728.38	5965.90	3,547.52	1056.64	1,286.51	356.47	3,547.52	1056.64	1,286.51	356.47
Sep 20	12:30 PM	15 min	22,998.83	5444.50	4,905.63	1391.46	1,565.24	332.62	4,905.63	1391.46	1,565.24	332.62
Sep 20	12:45 PM	15 min	20,557.17	4925.76	6,226.07	1422.18	1,095.73	202.16	6,226.07	1422.18	1,095.73	202.16
Sep 20	1:00 PM	15 min	18,848.90	4561.43	5,151.40	970.74	521.58	68.82	5,151.40	970.74	521.58	68.82
Sep 20	1:15 PM	15 min	17,642.52	4319.75	2,614.49	326.81	29.01	3.63	2,614.49	326.81	29.01	3.63
Sep 20	1:30 PM	15 min	16,915.50	4198.36	0.00	0.00	0.00	0.00	0.00	0.00	0.00	0.00
Sep 20	1:45 PM	15 min	16,671.35	4207.46	0.00	0.00	0.00	0.00	0.00	0.00	0.00	0.00
Sep 20	2:00 PM	15 min	16,988.30	4281.76	0.00	0.00	0.00	0.00	0.00	0.00	0.00	0.00
Sep 20	2:15 PM	15 min	17,265.79	4367.58	0.00	0.00	0.00	0.00	0.00	0.00	0.00	0.00
Sep 20	2:30 PM	15 min	17,674.83	4480.92	0.00	0.00	0.00	0.00	0.00	0.00	0.00	0.00
Sep 20	2:45 PM	15 min	18,172.50	4591.40	0.00	0.00	0.00	0.00	0.00	0.00	0.00	0.00
Sep 20	3:00 PM	15 min	18,558.67	4652.00	0.00	0.00	0.00	0.00	0.00	0.00	0.00	0.00
Sep 20	3:15 PM	15 min	18,657.35	4720.78	0.00	0.00	0.00	0.00	0.00	0.00	0.00	0.00
Sep 20	3:30 PM	15 min	19,108.91	5020.94	0.00	0.00	0.00	0.00	0.00	117.71	0.00	117.71
Sep 20	3:45 PM	15 min	21,058.58	5464.04	0.00	0.00	0.00	0.00	941.66	380.02	941.66	380.02
Sep 20	4:00 PM	15 min	22,653.76	5848.34	0.00	0.00	0.00	0.00	2,098.53	752.43	2,098.53	752.43
Sep 20	4:15 PM	15 min	24,132.92	6420.35	0.00	0.00	0.00	0.00	3,920.90	736.68	3,920.90	736.68
Sep 20	4:30 PM	15 min	27,229.87	7186.68	0.00	0.00	0.00	0.00	1,972.51	405.39	1,972.51	405.39
Sep 20	4:45 PM	15 min	30,263.56	7724.71	0.00	0.00	0.00	0.00	1,270.58	158.82	1,270.58	158.82
Sep 20	5:00 PM	15 min	31,534.14	7883.53	0.00	0.00	0.00	0.00	0.00	0.00	0.00	0.00
Sep 20	5:15 PM	15 min	31,534.14	7883.53	0.00	0.00	0.00	0.00	0.00	0.00	0.00	0.00
Sep 20	5:30 PM	15 min	31,534.14	7883.53	0.00	0.00	0.00	0.00	0.00	0.00	0.00	0.00
Sep 20	5:45 PM	15 min	31,534.14	7883.53	0.00	0.00	0.00	0.00	0.00	0.00	0.00	0.00
Sep 20	6:00 PM	9 min	31,534.14	4730.12	0.00	0.00	0.00	0.00	0.00	0.00	0.00	0.00
Sep 20	6:09 PM	0 min	31,534.14		0.00		0.00		0.00		0.00	

BLOCK 1 / 160 FOLSOM STREET

Quantitative Shading Calculations for Spear Street Terrace

Analysis Run: 8/21/2015

Technician: AP

EXAMPLE	Existing Shading	EXAMPLE	No new shading from Project / Project Alternative
		EXAMPLE	New Shading from Project / Project Alternative
EXAMPLE	No new shading from Project / Project Alternative + Cumulative		
EXAMPLE	New Shading from Project / Project Alternative + Cumulative		

Date	Start Time	Duration	Current Park Shading		New Shadow: Project @ 400'		New Shadow: Project @ 300'		New Shadow: Project @ 400' + Cumulative		New Shadow: Project @ 300' + Cumulative	
			Shadow Area (sf)	Shading (sfh)	Shadow Area (sf)	Shading (sfh)	Shadow Area (sf)	Shading (sfh)	Shadow Area (sf)	Shading (sfh)	Shadow Area (sf)	Shading (sfh)
Sep 27	8:02 AM	13 min	28,481.78	6272.19	0.00	0.00	0.00	0.00	0.00	0.00	0.00	0.00
Sep 27	8:15 AM	15 min	28,538.16	7171.65	0.00	0.00	0.00	0.00	0.00	0.00	0.00	0.00
Sep 27	8:30 AM	15 min	28,835.06	7245.17	0.00	0.00	0.00	0.00	0.00	0.00	0.00	0.00
Sep 27	8:45 AM	15 min	29,126.28	7317.62	0.00	0.00	0.00	0.00	0.00	0.00	0.00	0.00
Sep 27	9:00 AM	15 min	29,414.69	7378.65	0.00	0.00	0.00	0.00	0.00	0.00	0.00	0.00
Sep 27	9:15 AM	15 min	29,614.52	7412.29	0.00	0.00	0.00	0.00	0.00	0.00	0.00	0.00
Sep 27	9:30 AM	15 min	29,683.77	7496.19	0.00	0.00	0.00	0.00	0.00	0.00	0.00	0.00
Sep 27	9:45 AM	15 min	30,285.74	7609.02	0.00	0.00	0.00	0.00	0.00	0.00	0.00	0.00
Sep 27	10:00 AM	15 min	30,586.40	7681.52	0.00	0.00	0.00	0.00	0.00	3.31	0.00	3.31
Sep 27	10:15 AM	15 min	30,865.74	7699.08	0.00	0.00	0.00	0.00	26.47	9.03	26.47	9.03
Sep 27	10:30 AM	15 min	30,726.90	7614.24	0.00	0.00	0.00	0.00	45.80	8.04	45.80	8.04
Sep 27	10:45 AM	15 min	30,187.01	7414.35	0.00	0.00	0.00	0.00	18.51	2.31	18.51	2.31
Sep 27	11:00 AM	15 min	29,127.76	7220.38	0.00	0.00	0.00	0.00	0.00	0.00	0.00	0.00
Sep 27	11:15 AM	15 min	28,635.29	7112.84	0.00	0.00	0.00	0.00	0.00	0.00	0.00	0.00
Sep 27	11:30 AM	15 min	28,267.46	6986.18	0.00	69.99	0.00	0.06	0.00	69.99	0.00	0.06
Sep 27	11:45 AM	15 min	27,621.97	6818.13	559.95	454.94	0.49	200.23	559.95	454.94	0.49	200.23
Sep 27	12:00 PM	15 min	26,923.07	6537.48	3,079.56	936.60	1,601.34	537.35	3,079.56	936.60	1,601.34	537.35
Sep 27	12:15 PM	15 min	25,376.77	6143.84	4,413.24	1281.39	2,697.48	672.25	4,413.24	1281.39	2,697.48	672.25
Sep 27	12:30 PM	15 min	23,773.99	5784.34	5,837.91	1664.39	2,680.56	582.13	5,837.91	1664.39	2,680.56	582.13
Sep 27	12:45 PM	15 min	22,500.74	5382.90	7,477.22	1864.97	1,976.48	392.33	7,477.22	1864.97	1,976.48	392.33
Sep 27	1:00 PM	15 min	20,562.43	4976.81	7,442.52	1461.01	1,162.19	191.65	7,442.52	1461.01	1,162.19	191.65
Sep 27	1:15 PM	15 min	19,252.03	4728.05	4,245.54	599.53	371.03	46.38	4,245.54	599.53	371.03	46.38
Sep 27	1:30 PM	15 min	18,572.39	4629.03	550.71	68.84	0.00	0.00	550.71	68.84	0.00	0.00
Sep 27	1:45 PM	15 min	18,459.88	4651.46	0.00	0.00	0.00	0.00	0.00	0.00	0.00	0.00
Sep 27	2:00 PM	15 min	18,751.81	4735.09	0.00	0.00	0.00	0.00	0.00	0.00	0.00	0.00
Sep 27	2:15 PM	15 min	19,128.91	4850.28	0.00	0.00	0.00	0.00	0.00	0.00	0.00	0.00
Sep 27	2:30 PM	15 min	19,673.33	4998.84	0.00	0.00	0.00	0.00	0.00	0.00	0.00	0.00
Sep 27	2:45 PM	15 min	20,317.39	5171.22	0.00	0.00	0.00	0.00	0.00	0.00	0.00	0.00
Sep 27	3:00 PM	15 min	21,052.40	5298.19	0.00	0.00	0.00	0.00	0.00	0.00	0.00	0.00
Sep 27	3:15 PM	15 min	21,333.13	5337.09	0.00	0.00	0.00	0.00	0.00	0.00	0.00	0.00
Sep 27	3:30 PM	15 min	21,363.58	5571.29	0.00	0.00	0.00	0.00	0.00	166.85	0.00	166.85
Sep 27	3:45 PM	15 min	23,206.76	6008.87	0.00	0.00	0.00	0.00	1,334.83	638.45	1,334.83	638.45
Sep 27	4:00 PM	15 min	24,864.21	6400.46	0.00	0.00	0.00	0.00	3,772.76	1120.93	3,772.76	1120.93
Sep 27	4:15 PM	15 min	26,339.47	6989.99	0.00	0.00	0.00	0.00	5,194.67	893.54	5,194.67	893.54
Sep 27	4:30 PM	15 min	29,580.48	7639.33	0.00	0.00	0.00	0.00	1,953.66	244.21	1,953.66	244.21
Sep 27	4:45 PM	15 min	31,534.14	7883.53	0.00	0.00	0.00	0.00	0.00	0.00	0.00	0.00
Sep 27	5:00 PM	15 min	31,534.14	7883.53	0.00	0.00	0.00	0.00	0.00	0.00	0.00	0.00
Sep 27	5:15 PM	15 min	31,534.14	7883.53	0.00	0.00	0.00	0.00	0.00	0.00	0.00	0.00
Sep 27	5:30 PM	15 min	31,534.14	7883.53	0.00	0.00	0.00	0.00	0.00	0.00	0.00	0.00
Sep 27	5:45 PM	13 min	31,534.14	6937.51	0.00	0.00	0.00	0.00	0.00	0.00	0.00	0.00
Sep 27	5:58 PM	0 min	31,534.14		0.00		0.00		0.00		0.00	

BLOCK 1 / 160 FOLSOM STREET

Quantitative Shading Calculations for Spear Street Terrace

Analysis Run: 8/21/2015

Technician: AP

EXAMPLE	Existing Shading
EXAMPLE	No new shading from Project / Project Alternative
EXAMPLE	New Shading from Project / Project Alternative
EXAMPLE	No new shading from Project / Project Alternative + Cumulative
EXAMPLE	New Shading from Project / Project Alternative + Cumulative

Date	Start Time	Duration	Current Park Shading		New Shadow: Project @ 400'		New Shadow: Project @ 300'		New Shadow: Project @ 400' + Cumulative		New Shadow: Project @ 300' + Cumulative	
			Shadow Area (sf)	Shading (sfh)	Shadow Area (sf)	Shading (sfh)	Shadow Area (sf)	Shading (sfh)	Shadow Area (sf)	Shading (sfh)	Shadow Area (sf)	Shading (sfh)
Oct 4	8:08 AM	7 min	28,702.14	3452.32	0.00	0.00	0.00	0.00	0.00	0.00	0.00	0.00
Oct 4	8:15 AM	15 min	28,836.55	7244.60	0.00	0.00	0.00	0.00	0.00	0.00	0.00	0.00
Oct 4	8:30 AM	15 min	29,120.24	7315.07	0.00	0.00	0.00	0.00	0.00	0.00	0.00	0.00
Oct 4	8:45 AM	15 min	29,400.33	7384.89	0.00	0.00	0.00	0.00	0.00	0.00	0.00	0.00
Oct 4	9:00 AM	15 min	29,678.77	7450.82	0.00	0.00	0.00	0.00	0.00	0.00	0.00	0.00
Oct 4	9:15 AM	15 min	29,927.77	7520.98	0.00	0.00	0.00	0.00	0.00	0.00	0.00	0.00
Oct 4	9:30 AM	15 min	30,240.03	7595.92	0.00	0.00	0.00	0.00	0.00	0.00	0.00	0.00
Oct 4	9:45 AM	15 min	30,527.36	7668.71	0.00	0.00	0.00	0.00	0.00	0.00	0.00	0.00
Oct 4	10:00 AM	15 min	30,822.31	7743.77	0.00	0.00	0.00	0.00	0.00	0.00	0.00	0.00
Oct 4	10:15 AM	15 min	31,127.88	7778.78	0.00	0.00	0.00	0.00	0.00	1.72	0.00	1.72
Oct 4	10:30 AM	15 min	31,102.38	7661.49	0.00	0.00	0.00	0.00	13.79	1.72	13.79	1.72
Oct 4	10:45 AM	15 min	30,189.53	7491.98	0.00	0.00	0.00	0.00	0.00	0.00	0.00	0.00
Oct 4	11:00 AM	15 min	29,746.33	7400.02	0.00	0.00	0.00	0.00	0.00	0.00	0.00	0.00
Oct 4	11:15 AM	15 min	29,453.85	7288.44	0.00	0.01	0.00	0.00	0.00	0.01	0.00	0.00
Oct 4	11:30 AM	15 min	28,853.65	7131.77	0.11	197.15	0.00	151.39	0.11	197.15	0.00	151.39
Oct 4	11:45 AM	15 min	28,200.52	6903.53	1,577.06	649.45	1,211.10	497.36	1,577.06	649.45	1,211.10	497.36
Oct 4	12:00 PM	15 min	27,027.69	6569.09	3,618.51	1080.94	2,767.74	831.94	3,618.51	1080.94	2,767.74	831.94
Oct 4	12:15 PM	15 min	25,525.06	6218.10	5,029.01	1499.49	3,887.76	1017.48	5,029.01	1499.49	3,887.76	1017.48
Oct 4	12:30 PM	15 min	24,219.77	5918.03	6,966.92	1893.51	4,252.12	948.10	6,966.92	1893.51	4,252.12	948.10
Oct 4	12:45 PM	15 min	23,124.51	5638.66	8,181.17	2097.06	3,332.69	668.77	8,181.17	2097.06	3,332.69	668.77
Oct 4	1:00 PM	15 min	21,984.74	5327.96	8,595.31	1823.16	2,017.50	332.39	8,595.31	1823.16	2,017.50	332.39
Oct 4	1:15 PM	15 min	20,638.94	5087.49	5,989.98	976.58	641.63	80.20	5,989.98	976.58	641.63	80.20
Oct 4	1:30 PM	15 min	20,061.01	5018.38	1,822.66	240.04	0.00	0.00	1,822.66	240.04	0.00	0.00
Oct 4	1:45 PM	15 min	20,086.01	5093.42	97.66	12.21	0.00	0.00	97.66	12.21	0.00	0.00
Oct 4	2:00 PM	15 min	20,661.33	5205.95	0.00	0.00	0.00	0.00	0.00	0.00	0.00	0.00
Oct 4	2:15 PM	15 min	20,986.25	5329.22	0.00	0.00	0.00	0.00	0.00	0.00	0.00	0.00
Oct 4	2:30 PM	15 min	21,647.52	5523.44	0.00	0.00	0.00	0.00	0.00	0.00	0.00	0.00
Oct 4	2:45 PM	15 min	22,540.01	5775.42	0.00	0.00	0.00	0.00	0.00	0.07	0.00	0.07
Oct 4	3:00 PM	15 min	23,663.32	6051.91	0.00	0.00	0.00	0.00	0.54	0.07	0.54	0.07
Oct 4	3:15 PM	15 min	24,751.98	6137.13	0.00	0.00	0.00	0.00	0.00	0.00	0.00	0.00
Oct 4	3:30 PM	15 min	24,345.02	6269.86	0.00	0.00	0.00	0.00	0.00	186.33	0.00	186.33
Oct 4	3:45 PM	15 min	25,813.82	6652.79	0.00	0.00	0.00	0.00	1,490.63	702.03	1,490.63	702.03
Oct 4	4:00 PM	15 min	27,408.49	7065.97	0.00	0.00	0.00	0.00	4,125.65	817.57	4,125.65	817.57
Oct 4	4:15 PM	15 min	29,119.26	7581.22	0.00	0.00	0.00	0.00	2,414.88	302.31	2,414.88	302.31
Oct 4	4:30 PM	15 min	31,530.54	7883.09	0.00	0.00	0.00	0.00	3.60	0.45	3.60	0.45
Oct 4	4:45 PM	15 min	31,534.14	7883.53	0.00	0.00	0.00	0.00	0.00	0.00	0.00	0.00
Oct 4	5:00 PM	15 min	31,534.14	7883.53	0.00	0.00	0.00	0.00	0.00	0.00	0.00	0.00
Oct 4	5:15 PM	15 min	31,534.14	7883.53	0.00	0.00	0.00	0.00	0.00	0.00	0.00	0.00
Oct 4	5:30 PM	15 min	31,534.14	7883.53	0.00	0.00	0.00	0.00	0.00	0.00	0.00	0.00
Oct 4	5:45 PM	3 min	31,534.14	1576.71	0.00	0.00	0.00	0.00	0.00	0.00	0.00	0.00
Oct 4	5:48 PM	0 min	31,534.14		0.00		0.00		0.00		0.00	

BLOCK 1 / 160 FOLSOM STREET

Quantitative Shading Calculations for Spear Street Terrace

Analysis Run: 8/21/2015

Technician: AP

EXAMPLE	Existing Shading
EXAMPLE	No new shading from Project / Project Alternative
EXAMPLE	New Shading from Project / Project Alternative
EXAMPLE	No new shading from Project / Project Alternative + Cumulative
EXAMPLE	New Shading from Project / Project Alternative + Cumulative

Date	Start Time	Duration	Current Park Shading		New Shadow: Project @ 400'		New Shadow: Project @ 300'		New Shadow: Project @ 400' + Cumulative		New Shadow: Project @ 300' + Cumulative	
			Shadow Area (sf)	Shading (sfh)	Shadow Area (sf)	Shading (sfh)	Shadow Area (sf)	Shading (sfh)	Shadow Area (sf)	Shading (sfh)	Shadow Area (sf)	Shading (sfh)
Oct 11	8:15 AM	15 min	29,108.39	7390.94	0.00	0.00	0.00	0.00	0.00	0.00	0.00	0.00
Oct 11	8:30 AM	15 min	30,019.12	7458.72	0.00	0.00	0.00	0.00	0.00	0.00	0.00	0.00
Oct 11	8:45 AM	15 min	29,650.67	7446.35	0.00	0.00	0.00	0.00	0.00	0.00	0.00	0.00
Oct 11	9:00 AM	15 min	29,920.10	7513.96	0.00	0.00	0.00	0.00	0.00	0.00	0.00	0.00
Oct 11	9:15 AM	15 min	30,191.61	7582.32	0.00	0.00	0.00	0.00	0.00	0.00	0.00	0.00
Oct 11	9:30 AM	15 min	30,466.92	7651.88	0.00	0.00	0.00	0.00	0.00	0.00	0.00	0.00
Oct 11	9:45 AM	15 min	30,748.15	7723.26	0.00	0.00	0.00	0.00	0.00	0.00	0.00	0.00
Oct 11	10:00 AM	15 min	31,037.90	7797.06	0.00	0.00	0.00	0.00	0.00	0.00	0.00	0.00
Oct 11	10:15 AM	15 min	31,338.56	7831.43	0.00	0.00	0.00	0.00	0.00	0.00	0.00	0.00
Oct 11	10:30 AM	15 min	31,312.92	7726.69	0.00	0.00	0.00	0.00	0.00	0.00	0.00	0.00
Oct 11	10:45 AM	15 min	30,500.57	7575.26	0.00	0.00	0.00	0.00	0.00	0.00	0.00	0.00
Oct 11	11:00 AM	15 min	30,101.49	7477.07	0.00	0.00	0.00	0.00	0.00	0.00	0.00	0.00
Oct 11	11:15 AM	15 min	29,715.03	7351.48	0.00	51.80	0.00	56.92	0.00	51.80	0.00	56.92
Oct 11	11:30 AM	15 min	29,096.78	7182.18	414.39	383.22	455.33	371.87	414.39	383.22	455.33	371.87
Oct 11	11:45 AM	15 min	28,360.69	6918.12	2,651.35	815.03	2,519.60	754.74	2,651.35	815.03	2,519.60	754.74
Oct 11	12:00 PM	15 min	26,984.27	6586.29	3,868.92	1191.21	3,518.28	999.26	3,868.92	1191.21	3,518.28	999.26
Oct 11	12:15 PM	15 min	25,706.08	6271.65	5,660.78	1590.97	4,475.80	1252.64	5,660.78	1590.97	4,475.80	1252.64
Oct 11	12:30 PM	15 min	24,467.15	5982.07	7,066.99	1901.47	5,545.28	1350.43	7,066.99	1901.47	5,545.28	1350.43
Oct 11	12:45 PM	15 min	23,389.39	5753.16	8,144.75	2064.24	5,258.15	1052.55	8,144.75	2064.24	5,258.15	1052.55
Oct 11	1:00 PM	15 min	22,635.88	5564.78	8,369.17	1902.28	3,162.24	503.56	8,369.17	1902.28	3,162.24	503.56
Oct 11	1:15 PM	15 min	21,882.40	5400.72	6,849.07	1265.55	866.22	108.28	6,849.07	1265.55	866.22	108.28
Oct 11	1:30 PM	15 min	21,323.38	5364.27	3,275.33	527.46	0.00	0.00	3,275.33	527.46	0.00	0.00
Oct 11	1:45 PM	15 min	21,590.76	5476.90	944.35	125.34	0.00	0.00	944.35	125.34	0.00	0.00
Oct 11	2:00 PM	15 min	22,224.44	5627.29	58.40	7.30	0.00	0.00	58.40	7.30	0.00	0.00
Oct 11	2:15 PM	15 min	22,793.88	5803.21	0.00	0.00	0.00	0.00	0.00	0.00	0.00	0.00
Oct 11	2:30 PM	15 min	23,631.83	6051.66	0.00	0.00	0.00	0.00	0.00	0.00	0.00	0.00
Oct 11	2:45 PM	15 min	24,781.44	6369.75	0.00	0.00	0.00	0.00	0.00	0.00	0.00	0.00
Oct 11	3:00 PM	15 min	26,176.58	6761.44	0.00	0.00	0.00	0.00	0.00	0.00	0.00	0.00
Oct 11	3:15 PM	15 min	27,914.91	6986.31	0.00	0.00	0.00	0.00	0.00	0.00	0.00	0.00
Oct 11	3:30 PM	15 min	27,975.56	6961.81	0.00	0.00	0.00	0.00	0.00	74.47	0.00	74.47
Oct 11	3:45 PM	15 min	27,718.95	7142.05	0.00	0.00	0.00	0.00	595.76	339.06	595.76	339.06
Oct 11	4:00 PM	15 min	29,417.44	7587.70	0.00	0.00	0.00	0.00	2,116.70	295.84	2,116.70	295.84
Oct 11	4:15 PM	15 min	31,284.13	7852.28	0.00	0.00	0.00	0.00	250.01	31.25	250.01	31.25
Oct 11	4:30 PM	15 min	31,534.14	7883.53	0.00	0.00	0.00	0.00	0.00	0.00	0.00	0.00
Oct 11	4:45 PM	15 min	31,534.14	7883.53	0.00	0.00	0.00	0.00	0.00	0.00	0.00	0.00
Oct 11	5:00 PM	15 min	31,534.14	7883.53	0.00	0.00	0.00	0.00	0.00	0.00	0.00	0.00
Oct 11	5:15 PM	15 min	31,534.14	7883.53	0.00	0.00	0.00	0.00	0.00	0.00	0.00	0.00
Oct 11	5:30 PM	7 min	31,534.14	3784.10	0.00	0.00	0.00	0.00	0.00	0.00	0.00	0.00
Oct 11	5:37 PM	0 min	31,534.14		0.00		0.00		0.00		0.00	

BLOCK 1 / 160 FOLSOM STREET

Quantitative Shading Calculations for Spear Street Terrace

Analysis Run: 8/21/2015

Technician: AP

EXAMPLE	Existing Shading
EXAMPLE	No new shading from Project / Project Alternative
EXAMPLE	New Shading from Project / Project Alternative
EXAMPLE	No new shading from Project / Project Alternative + Cumulative
EXAMPLE	New Shading from Project / Project Alternative + Cumulative

Date	Start Time	Duration	Current Park Shading		New Shadow: Project @ 400'		New Shadow: Project @ 300'		New Shadow: Project @ 400' + Cumulative		New Shadow: Project @ 300' + Cumulative	
			Shadow Area (sf)	Shading (sfh)	Shadow Area (sf)	Shading (sfh)	Shadow Area (sf)	Shading (sfh)	Shadow Area (sf)	Shading (sfh)	Shadow Area (sf)	Shading (sfh)
Oct 18	8:21 AM	9 min	29,458.03	4744.15	0.00	0.00	0.00	0.00	0.00	0.00	0.00	0.00
Oct 18	8:30 AM	15 min	29,843.82	7464.95	0.00	0.00	0.00	0.00	0.00	0.00	0.00	0.00
Oct 18	8:45 AM	15 min	29,875.76	7501.65	0.00	0.00	0.00	0.00	0.00	0.00	0.00	0.00
Oct 18	9:00 AM	15 min	30,137.46	7567.42	0.00	0.00	0.00	0.00	0.00	0.00	0.00	0.00
Oct 18	9:15 AM	15 min	30,401.87	7634.08	0.00	0.00	0.00	0.00	0.00	0.00	0.00	0.00
Oct 18	9:30 AM	15 min	30,670.79	7702.15	0.00	0.00	0.00	0.00	0.00	0.00	0.00	0.00
Oct 18	9:45 AM	15 min	30,946.44	7772.19	0.00	0.00	0.00	0.00	0.00	0.00	0.00	0.00
Oct 18	10:00 AM	15 min	31,231.05	7843.46	0.00	0.00	0.00	0.00	0.00	0.00	0.00	0.00
Oct 18	10:15 AM	15 min	31,516.63	7817.66	0.00	0.00	0.00	0.00	0.00	0.00	0.00	0.00
Oct 18	10:30 AM	15 min	31,024.67	7703.43	0.00	0.00	0.00	0.00	0.00	0.00	0.00	0.00
Oct 18	10:45 AM	15 min	30,602.81	7658.24	0.00	0.00	0.00	0.00	0.00	0.00	0.00	0.00
Oct 18	11:00 AM	15 min	30,663.15	7583.37	0.00	0.00	0.00	0.00	0.00	0.00	0.00	0.00
Oct 18	11:15 AM	15 min	30,003.83	7380.87	0.00	129.37	0.00	128.35	0.00	129.37	0.00	128.35
Oct 18	11:30 AM	15 min	29,043.11	7174.29	1,034.97	513.05	1,026.81	515.52	1,034.97	513.05	1,026.81	515.52
Oct 18	11:45 AM	15 min	28,351.23	6931.29	3,069.42	882.79	3,097.38	871.12	3,069.42	882.79	3,097.38	871.12
Oct 18	12:00 PM	15 min	27,099.13	6634.81	3,992.92	1190.51	3,871.61	1092.28	3,992.92	1190.51	3,871.61	1092.28
Oct 18	12:15 PM	15 min	25,979.36	6348.96	5,531.20	1531.63	4,866.59	1379.95	5,531.20	1531.63	4,866.59	1379.95
Oct 18	12:30 PM	15 min	24,812.30	6076.04	6,721.84	1807.49	6,173.05	1633.70	6,721.84	1807.49	6,173.05	1633.70
Oct 18	12:45 PM	15 min	23,796.02	5853.75	7,738.12	1949.13	6,896.56	1478.99	7,738.12	1949.13	6,896.56	1478.99
Oct 18	1:00 PM	15 min	23,033.96	5709.56	7,854.90	1764.80	4,935.33	807.33	7,854.90	1764.80	4,935.33	807.33
Oct 18	1:15 PM	15 min	22,642.51	5631.61	6,263.47	1327.71	1,523.30	190.41	6,263.47	1327.71	1,523.30	190.41
Oct 18	1:30 PM	15 min	22,410.36	5627.13	4,358.17	791.67	0.00	0.00	4,358.17	791.67	0.00	0.00
Oct 18	1:45 PM	15 min	22,606.69	5757.48	1,975.15	294.90	0.00	0.00	1,975.15	294.90	0.00	0.00
Oct 18	2:00 PM	15 min	23,453.19	5988.87	384.01	48.00	0.00	0.00	384.01	48.00	0.00	0.00
Oct 18	2:15 PM	15 min	24,457.78	6252.22	0.00	0.00	0.00	0.00	0.00	0.00	0.00	0.00
Oct 18	2:30 PM	15 min	25,559.96	6560.54	0.00	0.00	0.00	0.00	0.00	0.00	0.00	0.00
Oct 18	2:45 PM	15 min	26,924.39	6955.89	0.00	0.00	0.00	0.00	0.00	0.00	0.00	0.00
Oct 18	3:00 PM	15 min	28,722.77	7473.25	0.00	0.00	0.00	0.00	0.00	0.00	0.00	0.00
Oct 18	3:15 PM	15 min	31,063.22	7663.50	0.00	0.00	0.00	0.00	0.00	0.00	0.00	0.00
Oct 18	3:30 PM	15 min	30,244.82	7254.50	0.00	0.00	0.00	0.00	0.00	0.00	0.00	0.00
Oct 18	3:45 PM	15 min	27,791.22	7343.83	0.00	0.00	0.00	0.00	0.00	29.14	0.00	29.14
Oct 18	4:00 PM	15 min	30,959.40	7781.49	0.00	0.00	0.00	0.00	233.14	59.35	233.14	59.35
Oct 18	4:15 PM	15 min	31,292.49	7853.33	0.00	0.00	0.00	0.00	241.65	30.21	241.65	30.21
Oct 18	4:30 PM	15 min	31,534.14	7883.53	0.00	0.00	0.00	0.00	0.00	0.00	0.00	0.00
Oct 18	4:45 PM	15 min	31,534.14	7883.53	0.00	0.00	0.00	0.00	0.00	0.00	0.00	0.00
Oct 18	5:00 PM	15 min	31,534.14	7883.53	0.00	0.00	0.00	0.00	0.00	0.00	0.00	0.00
Oct 18	5:15 PM	13 min	31,534.14	6937.51	0.00	0.00	0.00	0.00	0.00	0.00	0.00	0.00
Oct 18	5:28 PM	0 min	31,534.14		0.00		0.00		0.00		0.00	

BLOCK 1 / 160 FOLSOM STREET

Quantitative Shading Calculations for Spear Street Terrace

Analysis Run: 8/21/2015

Technician: AP

EXAMPLE	Existing Shading	EXAMPLE	No new shading from Project / Project Alternative	EXAMPLE	No new shading from Project / Project Alternative + Cumulative
		EXAMPLE	New Shading from Project / Project Alternative	EXAMPLE	New Shading from Project / Project Alternative + Cumulative

Date	Start Time	Duration	Current Park Shading		New Shadow: Project @ 400'		New Shadow: Project @ 300'		New Shadow: Project @ 400' + Cumulative		New Shadow: Project @ 300' + Cumulative	
			Shadow Area (sf)	Shading (sfh)	Shadow Area (sf)	Shading (sfh)	Shadow Area (sf)	Shading (sfh)	Shadow Area (sf)	Shading (sfh)	Shadow Area (sf)	Shading (sfh)
Oct 25	8:28 AM	2 min	29,788.28	1192.20	0.00	0.00	0.00	0.00	0.00	0.00	0.00	0.00
Oct 25	8:30 AM	15 min	29,821.92	7487.09	0.00	0.00	0.00	0.00	0.00	0.00	0.00	0.00
Oct 25	8:45 AM	15 min	30,074.80	7550.51	0.00	0.00	0.00	0.00	0.00	0.00	0.00	0.00
Oct 25	9:00 AM	15 min	30,329.31	7614.56	0.00	0.00	0.00	0.00	0.00	0.00	0.00	0.00
Oct 25	9:15 AM	15 min	30,587.17	7679.67	0.00	0.00	0.00	0.00	0.00	0.00	0.00	0.00
Oct 25	9:30 AM	15 min	30,850.20	7746.34	0.00	0.00	0.00	0.00	0.00	0.00	0.00	0.00
Oct 25	9:45 AM	15 min	31,120.53	7815.07	0.00	0.00	0.00	0.00	0.00	0.00	0.00	0.00
Oct 25	10:00 AM	15 min	31,400.00	7826.76	0.00	0.00	0.00	0.00	0.00	0.00	0.00	0.00
Oct 25	10:15 AM	15 min	31,214.08	7754.17	0.00	0.00	0.00	0.00	0.00	0.00	0.00	0.00
Oct 25	10:30 AM	15 min	30,819.30	7662.98	0.00	0.00	0.00	0.00	0.00	0.00	0.00	0.00
Oct 25	10:45 AM	15 min	30,484.53	7752.33	0.00	0.00	0.00	0.00	0.00	0.00	0.00	0.00
Oct 25	11:00 AM	15 min	31,534.14	7784.37	0.00	10.63	0.00	10.62	0.00	10.63	0.00	10.62
Oct 25	11:15 AM	15 min	30,740.84	7495.64	85.00	219.38	84.94	220.73	85.00	219.38	84.94	220.73
Oct 25	11:30 AM	15 min	29,224.28	7182.90	1,670.01	611.22	1,680.87	612.57	1,670.01	611.22	1,680.87	612.57
Oct 25	11:45 AM	15 min	28,238.89	6952.25	3,219.72	897.84	3,219.72	897.66	3,219.72	897.84	3,219.72	897.66
Oct 25	12:00 PM	15 min	27,379.08	6703.13	3,962.96	1156.39	3,961.58	1144.97	3,962.96	1156.39	3,961.58	1144.97
Oct 25	12:15 PM	15 min	26,245.99	6437.09	5,288.15	1446.45	5,198.15	1428.79	5,288.15	1446.45	5,198.15	1428.79
Oct 25	12:30 PM	15 min	25,250.69	6194.91	6,283.45	1688.63	6,232.19	1651.16	6,283.45	1688.63	6,232.19	1651.16
Oct 25	12:45 PM	15 min	24,308.59	5982.59	7,225.55	1811.57	6,977.05	1675.21	7,225.55	1811.57	6,977.05	1675.21
Oct 25	1:00 PM	15 min	23,552.10	5834.38	7,267.05	1628.94	6,424.64	1194.73	7,267.05	1628.94	6,424.64	1194.73
Oct 25	1:15 PM	15 min	23,122.90	5778.40	5,764.44	1198.51	3,133.20	423.49	5,764.44	1198.51	3,133.20	423.49
Oct 25	1:30 PM	15 min	23,104.33	5801.15	3,823.65	815.83	254.75	31.84	3,823.65	815.83	254.75	31.84
Oct 25	1:45 PM	15 min	23,304.90	5963.69	2,702.97	415.85	0.00	0.00	2,702.97	415.85	0.00	0.00
Oct 25	2:00 PM	15 min	24,404.59	6282.70	623.82	77.98	0.00	0.00	623.82	77.98	0.00	0.00
Oct 25	2:15 PM	15 min	25,856.99	6645.77	0.00	0.00	0.00	0.00	0.00	0.00	0.00	0.00
Oct 25	2:30 PM	15 min	27,309.14	7038.12	0.00	0.00	0.00	0.00	0.00	0.00	0.00	0.00
Oct 25	2:45 PM	15 min	28,995.81	7529.39	0.00	0.00	0.00	0.00	0.00	0.00	0.00	0.00
Oct 25	3:00 PM	15 min	31,239.34	7846.68	0.00	0.00	0.00	0.00	0.00	0.00	0.00	0.00
Oct 25	3:15 PM	15 min	31,534.14	7883.53	0.00	0.00	0.00	0.00	0.00	0.00	0.00	0.00
Oct 25	3:30 PM	15 min	31,534.14	7545.71	0.00	0.00	0.00	0.00	0.00	0.00	0.00	0.00
Oct 25	3:45 PM	15 min	28,831.52	7465.23	0.00	0.00	0.00	0.00	0.00	0.00	0.00	0.00
Oct 25	4:00 PM	15 min	30,890.33	7803.06	0.00	0.00	0.00	0.00	0.00	0.00	0.00	0.00
Oct 25	4:15 PM	15 min	31,534.14	7883.53	0.00	0.00	0.00	0.00	0.00	0.00	0.00	0.00
Oct 25	4:30 PM	15 min	31,534.14	7883.53	0.00	0.00	0.00	0.00	0.00	0.00	0.00	0.00
Oct 25	4:45 PM	15 min	31,534.14	7883.53	0.00	0.00	0.00	0.00	0.00	0.00	0.00	0.00
Oct 25	5:00 PM	15 min	31,534.14	7883.53	0.00	0.00	0.00	0.00	0.00	0.00	0.00	0.00
Oct 25	5:15 PM	4 min	31,534.14	2207.39	0.00	0.00	0.00	0.00	0.00	0.00	0.00	0.00
Oct 25	5:19 PM	0 min	31,534.14		0.00		0.00		0.00		0.00	

BLOCK 1 / 160 FOLSOM STREET

Quantitative Shading Calculations for Spear Street Terrace

Analysis Run: 8/21/2015
Technician: AP

EXAMPLE	Existing Shading	EXAMPLE	No new shading from Project / Project Alternative
		EXAMPLE	New Shading from Project / Project Alternative
EXAMPLE	No new shading from Project / Project Alternative + Cumulative		
EXAMPLE	New Shading from Project / Project Alternative + Cumulative		

Date	Start Time	Duration	Current Park Shading		New Shadow: Project @ 400'		New Shadow: Project @ 300'		New Shadow: Project @ 400' + Cumulative		New Shadow: Project @ 300' + Cumulative	
			Shadow Area (sf)	Shading (sfh)	Shadow Area (sf)	Shading (sfh)	Shadow Area (sf)	Shading (sfh)	Shadow Area (sf)	Shading (sfh)	Shadow Area (sf)	Shading (sfh)
Nov 1	8:35 AM	10 min	30,082.53	5127.97	0.00	0.00	0.00	0.00	0.00	0.00	0.00	0.00
Nov 1	8:45 AM	15 min	30,246.49	7592.62	0.00	0.00	0.00	0.00	0.00	0.00	0.00	0.00
Nov 1	9:00 AM	15 min	30,494.43	7655.08	0.00	0.00	0.00	0.00	0.00	0.00	0.00	0.00
Nov 1	9:15 AM	15 min	30,746.24	7718.76	0.00	0.00	0.00	0.00	0.00	0.00	0.00	0.00
Nov 1	9:30 AM	15 min	31,003.85	7784.10	0.00	0.00	0.00	0.00	0.00	0.00	0.00	0.00
Nov 1	9:45 AM	15 min	31,268.93	7848.71	0.00	0.00	0.00	0.00	0.00	0.00	0.00	0.00
Nov 1	10:00 AM	15 min	31,520.74	7819.35	0.00	0.00	0.00	0.00	0.00	0.00	0.00	0.00
Nov 1	10:15 AM	15 min	31,034.06	7710.13	0.00	0.00	0.00	0.00	0.00	0.00	0.00	0.00
Nov 1	10:30 AM	15 min	30,646.94	7772.64	0.00	0.00	0.00	0.00	0.00	0.00	0.00	0.00
Nov 1	10:45 AM	15 min	31,534.14	7883.53	0.00	0.00	0.00	0.00	0.00	0.00	0.00	0.00
Nov 1	11:00 AM	15 min	31,534.14	7883.53	0.00	0.00	0.00	0.00	0.00	0.00	0.00	0.00
Nov 1	11:15 AM	15 min	31,534.14	7597.24	0.00	268.92	0.00	270.03	0.00	268.92	0.00	270.03
Nov 1	11:30 AM	15 min	29,243.76	7186.22	2,151.33	678.33	2,160.23	679.44	2,151.33	678.33	2,160.23	679.44
Nov 1	11:45 AM	15 min	28,246.02	6970.52	3,275.28	911.14	3,275.28	905.63	3,275.28	911.14	3,275.28	905.63
Nov 1	12:00 PM	15 min	27,518.12	6809.92	4,013.85	1073.35	3,969.78	1067.84	4,013.85	1073.35	3,969.78	1067.84
Nov 1	12:15 PM	15 min	26,961.22	6612.60	4,572.92	1270.94	4,572.92	1270.94	4,572.92	1270.94	4,572.92	1270.94
Nov 1	12:30 PM	15 min	25,939.55	6353.56	5,594.59	1529.97	5,594.59	1509.34	5,594.59	1529.97	5,594.59	1509.34
Nov 1	12:45 PM	15 min	24,888.94	6131.02	6,645.19	1660.92	6,480.13	1566.52	6,645.19	1660.92	6,480.13	1566.52
Nov 1	1:00 PM	15 min	24,159.19	5982.13	6,642.16	1487.17	6,051.99	1295.83	6,642.16	1487.17	6,051.99	1295.83
Nov 1	1:15 PM	15 min	23,697.87	5915.35	5,255.23	1076.93	4,314.66	728.23	5,255.23	1076.93	4,314.66	728.23
Nov 1	1:30 PM	15 min	23,624.90	5931.89	3,360.22	746.56	1,511.21	200.39	3,360.22	746.56	1,511.21	200.39
Nov 1	1:45 PM	15 min	23,830.21	6109.12	2,612.24	412.76	91.92	11.49	2,612.24	412.76	91.92	11.49
Nov 1	2:00 PM	15 min	25,042.72	6497.95	689.81	86.23	0.00	0.00	689.81	86.23	0.00	0.00
Nov 1	2:15 PM	15 min	26,940.88	6954.61	0.00	0.00	0.00	0.00	0.00	0.00	0.00	0.00
Nov 1	2:30 PM	15 min	28,696.03	7452.59	0.00	0.00	0.00	0.00	0.00	0.00	0.00	0.00
Nov 1	2:45 PM	15 min	30,924.69	7807.35	0.00	0.00	0.00	0.00	0.00	0.00	0.00	0.00
Nov 1	3:00 PM	15 min	31,534.14	7883.53	0.00	0.00	0.00	0.00	0.00	0.00	0.00	0.00
Nov 1	3:15 PM	15 min	31,534.14	7883.53	0.00	0.00	0.00	0.00	0.00	0.00	0.00	0.00
Nov 1	3:30 PM	15 min	31,534.14	7681.53	0.00	0.00	0.00	0.00	0.00	0.00	0.00	0.00
Nov 1	3:45 PM	15 min	29,918.13	7403.70	0.00	0.00	0.00	0.00	0.00	0.00	0.00	0.00
Nov 1	4:00 PM	15 min	29,311.49	7605.70	0.00	0.00	0.00	0.00	0.00	0.00	0.00	0.00
Nov 1	4:15 PM	15 min	31,534.14	7883.53	0.00	0.00	0.00	0.00	0.00	0.00	0.00	0.00
Nov 1	4:30 PM	15 min	31,534.14	7883.53	0.00	0.00	0.00	0.00	0.00	0.00	0.00	0.00
Nov 1	4:45 PM	15 min	31,534.14	7883.53	0.00	0.00	0.00	0.00	0.00	0.00	0.00	0.00
Nov 1	5:00 PM	11 min	31,534.14	5991.49	0.00	0.00	0.00	0.00	0.00	0.00	0.00	0.00
Nov 1	5:11 PM	0 min	31,534.14		0.00		0.00		0.00		0.00	

BLOCK 1 / 160 FOLSOM STREET

Quantitative Shading Calculations for Spear Street Terrace

EXAMPLE	Existing Shading
EXAMPLE	No new shading from Project / Project Alternative
EXAMPLE	New Shading from Project / Project Alternative
EXAMPLE	No new shading from Project / Project Alternative + Cumulative
EXAMPLE	New Shading from Project / Project Alternative + Cumulative

Analysis Run: 8/21/2015

Technician: AP

Date	Start Time	Duration	Current Park Shading		New Shadow: Project @ 400'		New Shadow: Project @ 300'		New Shadow: Project @ 400' + Cumulative		New Shadow: Project @ 300' + Cumulative	
			Shadow Area (sf)	Shading (sfh)	Shadow Area (sf)	Shading (sfh)	Shadow Area (sf)	Shading (sfh)	Shadow Area (sf)	Shading (sfh)	Shadow Area (sf)	Shading (sfh)
Nov 8	7:43 AM	2 min	30,358.44	1225.58	0.00	0.00	0.00	0.00	0.00	0.00	0.00	0.00
Nov 8	7:45 AM	15 min	30,920.43	7694.03	0.00	0.00	0.00	0.00	0.00	0.00	0.00	0.00
Nov 8	8:00 AM	15 min	30,631.81	7688.74	0.00	0.00	0.00	0.00	0.00	0.00	0.00	0.00
Nov 8	8:15 AM	15 min	30,878.13	7751.08	0.00	0.00	0.00	0.00	0.00	0.00	0.00	0.00
Nov 8	8:30 AM	15 min	31,130.52	7815.13	0.00	0.00	0.00	0.00	0.00	0.00	0.00	0.00
Nov 8	8:45 AM	15 min	31,390.49	7865.55	0.00	0.00	0.00	0.00	0.00	0.00	0.00	0.00
Nov 8	9:00 AM	15 min	31,533.88	7803.05	0.00	0.00	0.00	0.00	0.00	0.00	0.00	0.00
Nov 8	9:15 AM	15 min	30,890.55	7675.01	0.00	0.00	0.00	0.00	0.00	0.00	0.00	0.00
Nov 8	9:30 AM	15 min	30,509.56	7755.46	0.00	0.00	0.00	0.00	0.00	0.00	0.00	0.00
Nov 8	9:45 AM	15 min	31,534.14	7883.53	0.00	0.00	0.00	0.00	0.00	0.00	0.00	0.00
Nov 8	10:00 AM	15 min	31,534.14	7883.47	0.00	0.07	0.00	0.07	0.00	0.07	0.00	0.07
Nov 8	10:15 AM	15 min	31,533.58	7532.27	0.56	351.26	0.56	351.26	0.56	351.26	0.56	351.26
Nov 8	10:30 AM	15 min	28,724.59	7113.39	2,809.55	770.15	2,809.55	770.15	2,809.55	770.15	2,809.55	770.15
Nov 8	10:45 AM	15 min	28,182.51	7118.15	3,351.63	765.38	3,351.63	765.38	3,351.63	765.38	3,351.63	765.38
Nov 8	11:00 AM	15 min	28,762.72	7201.27	2,771.42	682.27	2,771.42	682.27	2,771.42	682.27	2,771.42	682.27
Nov 8	11:15 AM	15 min	28,847.41	7030.64	2,686.73	852.89	2,686.73	852.89	2,686.73	852.89	2,686.73	852.89
Nov 8	11:30 AM	15 min	27,397.73	6634.20	4,136.41	1249.33	4,136.41	1228.45	4,136.41	1249.33	4,136.41	1228.45
Nov 8	11:45 AM	15 min	25,675.89	6310.19	5,858.25	1485.96	5,691.16	1392.40	5,858.25	1485.96	5,691.16	1392.40
Nov 8	12:00 PM	15 min	24,805.66	6143.88	6,029.41	1348.50	5,448.02	1158.36	6,029.41	1348.50	5,448.02	1158.36
Nov 8	12:15 PM	15 min	24,345.42	6070.30	4,758.59	943.40	3,818.86	786.01	4,758.59	943.40	3,818.86	786.01
Nov 8	12:30 PM	15 min	24,217.01	6061.65	2,788.59	656.86	2,469.19	433.35	2,788.59	656.86	2,469.19	433.35
Nov 8	12:45 PM	15 min	24,276.20	6212.84	2,466.27	410.00	997.63	130.54	2,466.27	410.00	997.63	130.54
Nov 8	1:00 PM	15 min	25,426.54	6632.57	813.74	104.77	46.71	5.84	813.74	104.77	46.71	5.84
Nov 8	1:15 PM	15 min	27,634.03	7163.21	24.39	3.05	0.00	0.00	24.39	3.05	0.00	0.00
Nov 8	1:30 PM	15 min	29,671.65	7621.23	0.00	0.00	0.00	0.00	0.00	0.00	0.00	0.00
Nov 8	1:45 PM	15 min	31,298.22	7854.05	0.00	0.00	0.00	0.00	0.00	0.00	0.00	0.00
Nov 8	2:00 PM	15 min	31,534.14	7883.53	0.00	0.00	0.00	0.00	0.00	0.00	0.00	0.00
Nov 8	2:15 PM	15 min	31,534.14	7883.53	0.00	0.00	0.00	0.00	0.00	0.00	0.00	0.00
Nov 8	2:30 PM	15 min	31,534.14	7874.40	0.00	0.00	0.00	0.00	0.00	0.00	0.00	0.00
Nov 8	2:45 PM	15 min	31,461.06	7567.03	0.00	0.00	0.00	0.00	0.00	0.00	0.00	0.00
Nov 8	3:00 PM	15 min	29,075.15	7572.08	0.00	0.00	0.00	0.00	0.00	0.00	0.00	0.00
Nov 8	3:15 PM	15 min	31,501.51	7879.46	0.00	0.00	0.00	0.00	0.00	0.00	0.00	0.00
Nov 8	3:30 PM	15 min	31,534.14	7883.53	0.00	0.00	0.00	0.00	0.00	0.00	0.00	0.00
Nov 8	3:45 PM	15 min	31,534.14	7883.53	0.00	0.00	0.00	0.00	0.00	0.00	0.00	0.00
Nov 8	4:00 PM	4 min	31,534.14	2207.39	0.00	0.00	0.00	0.00	0.00	0.00	0.00	0.00
Nov 8	4:04 PM	0 min	31,534.14		0.00		0.00		0.00		0.00	

BLOCK 1 / 160 FOLSOM STREET

Quantitative Shading Calculations for Spear Street Terrace

Analysis Run: 8/21/2015

Technician: AP

EXAMPLE	Existing Shading
EXAMPLE	No new shading from Project / Project Alternative
EXAMPLE	New Shading from Project / Project Alternative
EXAMPLE	No new shading from Project / Project Alternative + Cumulative
EXAMPLE	New Shading from Project / Project Alternative + Cumulative

Date	Start Time	Duration	Current Park Shading		New Shadow: Project @ 400'		New Shadow: Project @ 300'		New Shadow: Project @ 400' + Cumulative		New Shadow: Project @ 300' + Cumulative	
			Shadow Area (sf)	Shading (sfh)	Shadow Area (sf)	Shading (sfh)	Shadow Area (sf)	Shading (sfh)	Shadow Area (sf)	Shading (sfh)	Shadow Area (sf)	Shading (sfh)
Nov 15	7:50 AM	10 min	30,989.46	5247.06	0.00	0.00	0.00	0.00	0.00	0.00	0.00	0.00
Nov 15	8:00 AM	15 min	30,740.65	7715.32	0.00	0.00	0.00	0.00	0.00	0.00	0.00	0.00
Nov 15	8:15 AM	15 min	30,981.94	7776.41	0.00	0.00	0.00	0.00	0.00	0.00	0.00	0.00
Nov 15	8:30 AM	15 min	31,229.35	7839.22	0.00	0.00	0.00	0.00	0.00	0.00	0.00	0.00
Nov 15	8:45 AM	15 min	31,484.40	7827.80	0.00	0.00	0.00	0.00	0.00	0.00	0.00	0.00
Nov 15	9:00 AM	15 min	31,137.97	7740.00	0.00	0.00	0.00	0.00	0.00	0.00	0.00	0.00
Nov 15	9:15 AM	15 min	30,782.03	7666.36	0.00	0.00	0.00	0.00	0.00	0.00	0.00	0.00
Nov 15	9:30 AM	15 min	30,548.81	7760.37	0.00	0.00	0.00	0.00	0.00	0.00	0.00	0.00
Nov 15	9:45 AM	15 min	31,534.14	7883.53	0.00	0.00	0.00	0.00	0.00	0.00	0.00	0.00
Nov 15	10:00 AM	15 min	31,534.14	7871.36	0.00	12.17	0.00	12.17	0.00	12.17	0.00	12.17
Nov 15	10:15 AM	15 min	31,436.75	7511.81	97.39	371.73	97.39	371.73	97.39	371.73	97.39	371.73
Nov 15	10:30 AM	15 min	28,657.71	7131.43	2,876.43	752.11	2,876.43	752.11	2,876.43	752.11	2,876.43	752.11
Nov 15	10:45 AM	15 min	28,393.73	7353.18	3,140.41	530.35	3,140.41	530.35	3,140.41	530.35	3,140.41	530.35
Nov 15	11:00 AM	15 min	30,431.74	7681.07	1,102.40	202.46	1,102.40	202.46	1,102.40	202.46	1,102.40	202.46
Nov 15	11:15 AM	15 min	31,016.82	7551.36	517.32	332.17	517.32	332.17	517.32	332.17	517.32	332.17
Nov 15	11:30 AM	15 min	29,394.08	7045.63	2,140.06	837.91	2,140.06	820.07	2,140.06	837.91	2,140.06	820.07
Nov 15	11:45 AM	15 min	26,970.94	6533.64	4,563.19	1272.48	4,420.52	1184.64	4,563.19	1272.48	4,420.52	1184.64
Nov 15	12:00 PM	15 min	25,298.20	6287.55	5,616.65	1244.63	5,056.63	1056.78	5,616.65	1244.63	5,056.63	1056.78
Nov 15	12:15 PM	15 min	25,002.17	6231.12	4,340.38	848.97	3,397.63	658.58	4,340.38	848.97	3,397.63	658.58
Nov 15	12:30 PM	15 min	24,846.80	6203.81	2,451.41	577.27	1,871.02	457.09	2,451.41	577.27	1,871.02	457.09
Nov 15	12:45 PM	15 min	24,783.68	6306.61	2,166.74	384.94	1,785.69	278.99	2,166.74	384.94	1,785.69	278.99
Nov 15	1:00 PM	15 min	25,669.22	6685.31	912.82	118.27	446.26	55.78	912.82	118.27	446.26	55.78
Nov 15	1:15 PM	15 min	27,813.24	7228.08	33.58	4.17	0.00	0.00	33.58	4.17	0.00	0.00
Nov 15	1:30 PM	15 min	30,011.38	7656.92	0.00	0.00	0.00	0.00	0.00	0.00	0.00	0.00
Nov 15	1:45 PM	15 min	31,243.97	7847.26	0.00	0.00	0.00	0.00	0.00	0.00	0.00	0.00
Nov 15	2:00 PM	15 min	31,534.14	7883.53	0.00	0.00	0.00	0.00	0.00	0.00	0.00	0.00
Nov 15	2:15 PM	15 min	31,534.14	7883.53	0.00	0.00	0.00	0.00	0.00	0.00	0.00	0.00
Nov 15	2:30 PM	15 min	31,534.14	7883.53	0.00	0.00	0.00	0.00	0.00	0.00	0.00	0.00
Nov 15	2:45 PM	15 min	31,534.14	7676.91	0.00	0.00	0.00	0.00	0.00	0.00	0.00	0.00
Nov 15	3:00 PM	15 min	29,881.16	7542.62	0.00	0.00	0.00	0.00	0.00	0.00	0.00	0.00
Nov 15	3:15 PM	15 min	30,459.83	7749.25	0.00	0.00	0.00	0.00	0.00	0.00	0.00	0.00
Nov 15	3:30 PM	15 min	31,534.14	7883.53	0.00	0.00	0.00	0.00	0.00	0.00	0.00	0.00
Nov 15	3:45 PM	13 min	31,534.14	6937.51	0.00	0.00	0.00	0.00	0.00	0.00	0.00	0.00
Nov 15	3:58 PM	0 min	31,534.14		0.00		0.00		0.00		0.00	

BLOCK 1 / 160 FOLSOM STREET

Quantitative Shading Calculations for Spear Street Terrace

Analysis Run: 8/21/2015

Technician: AP

EXAMPLE	Existing Shading	EXAMPLE	No new shading from Project / Project Alternative	EXAMPLE	No new shading from Project / Project Alternative + Cumulative
		EXAMPLE	New Shading from Project / Project Alternative	EXAMPLE	New Shading from Project / Project Alternative + Cumulative

Date	Start Time	Duration	Current Park Shading		New Shadow: Project @ 400'		New Shadow: Project @ 300'		New Shadow: Project @ 400' + Cumulative		New Shadow: Project @ 300' + Cumulative	
			Shadow Area (sf)	Shading (sfh)	Shadow Area (sf)	Shading (sfh)	Shadow Area (sf)	Shading (sfh)	Shadow Area (sf)	Shading (sfh)	Shadow Area (sf)	Shading (sfh)
Nov 22	7:58 AM	2 min	30,913.90	1234.69	0.00	0.00	0.00	0.00	0.00	0.00	0.00	0.00
Nov 22	8:00 AM	15 min	30,820.44	7734.68	0.00	0.00	0.00	0.00	0.00	0.00	0.00	0.00
Nov 22	8:15 AM	15 min	31,057.02	7794.61	0.00	0.00	0.00	0.00	0.00	0.00	0.00	0.00
Nov 22	8:30 AM	15 min	31,299.88	7852.73	0.00	0.00	0.00	0.00	0.00	0.00	0.00	0.00
Nov 22	8:45 AM	15 min	31,521.97	7822.60	0.00	0.00	0.00	0.00	0.00	0.00	0.00	0.00
Nov 22	9:00 AM	15 min	31,058.86	7721.04	0.00	0.00	0.00	0.00	0.00	0.00	0.00	0.00
Nov 22	9:15 AM	15 min	30,709.49	7707.42	0.00	0.00	0.00	0.00	0.00	0.00	0.00	0.00
Nov 22	9:30 AM	15 min	30,949.85	7810.50	0.00	0.00	0.00	0.00	0.00	0.00	0.00	0.00
Nov 22	9:45 AM	15 min	31,534.14	7883.53	0.00	0.00	0.00	0.00	0.00	0.00	0.00	0.00
Nov 22	10:00 AM	15 min	31,534.14	7857.01	0.00	26.52	0.00	26.52	0.00	26.52	0.00	26.52
Nov 22	10:15 AM	15 min	31,321.97	7493.74	212.17	389.79	212.17	389.79	212.17	389.79	212.17	389.79
Nov 22	10:30 AM	15 min	28,627.95	7139.55	2,906.19	743.98	2,906.19	743.98	2,906.19	743.98	2,906.19	743.98
Nov 22	10:45 AM	15 min	28,488.45	7464.67	3,045.69	418.87	3,045.69	418.87	3,045.69	418.87	3,045.69	418.87
Nov 22	11:00 AM	15 min	31,228.88	7836.23	305.26	47.31	305.26	47.31	305.26	47.31	305.26	47.31
Nov 22	11:15 AM	15 min	31,460.94	7858.40	73.20	25.13	73.20	25.13	73.20	25.13	73.20	25.13
Nov 22	11:30 AM	15 min	31,406.27	7466.50	127.87	417.03	127.87	405.31	127.87	417.03	127.87	405.31
Nov 22	11:45 AM	15 min	28,325.73	6745.59	3,208.41	1074.98	3,114.58	997.23	3,208.41	1074.98	3,114.58	997.23
Nov 22	12:00 PM	15 min	25,638.96	6390.09	5,391.41	1197.35	4,863.24	1012.83	5,391.41	1197.35	4,863.24	1012.83
Nov 22	12:15 PM	15 min	25,481.77	6364.03	4,187.36	798.20	3,239.42	560.31	4,187.36	798.20	3,239.42	560.31
Nov 22	12:30 PM	15 min	25,430.46	6346.78	2,198.20	493.45	1,243.04	337.18	2,198.20	493.45	1,243.04	337.18
Nov 22	12:45 PM	15 min	25,343.74	6411.65	1,749.42	340.27	1,454.41	251.63	1,749.42	340.27	1,454.41	251.63
Nov 22	1:00 PM	15 min	25,949.49	6709.67	972.74	123.84	558.67	69.83	972.74	123.84	558.67	69.83
Nov 22	1:15 PM	15 min	27,727.86	7211.43	17.97	2.25	0.00	0.00	17.97	2.25	0.00	0.00
Nov 22	1:30 PM	15 min	29,963.61	7641.33	0.00	0.00	0.00	0.00	0.00	0.00	0.00	0.00
Nov 22	1:45 PM	15 min	31,167.06	7837.65	0.00	0.00	0.00	0.00	0.00	0.00	0.00	0.00
Nov 22	2:00 PM	15 min	31,534.14	7883.53	0.00	0.00	0.00	0.00	0.00	0.00	0.00	0.00
Nov 22	2:15 PM	15 min	31,534.14	7883.53	0.00	0.00	0.00	0.00	0.00	0.00	0.00	0.00
Nov 22	2:30 PM	15 min	31,534.14	7883.53	0.00	0.00	0.00	0.00	0.00	0.00	0.00	0.00
Nov 22	2:45 PM	15 min	31,534.14	7826.23	0.00	0.00	0.00	0.00	0.00	0.00	0.00	0.00
Nov 22	3:00 PM	15 min	31,075.72	7525.42	0.00	0.00	0.00	0.00	0.00	25.42	0.00	25.42
Nov 22	3:15 PM	15 min	29,127.66	7582.72	0.00	0.00	0.00	0.00	203.33	25.42	203.33	25.42
Nov 22	3:30 PM	15 min	31,534.14	7883.53	0.00	0.00	0.00	0.00	0.00	0.00	0.00	0.00
Nov 22	3:45 PM	9 min	31,534.14	4730.12	0.00	0.00	0.00	0.00	0.00	0.00	0.00	0.00
Nov 22	3:54 PM	0 min	31,534.14		0.00		0.00		0.00		0.00	

BLOCK 1 / 160 FOLSOM STREET

Quantitative Shading Calculations for Spear Street Terrace

EXAMPLE	Existing Shading	EXAMPLE	No new shading from Project / Project Alternative	EXAMPLE	No new shading from Project / Project Alternative + Cumulative
		EXAMPLE	New Shading from Project / Project Alternative	EXAMPLE	New Shading from Project / Project Alternative + Cumulative

Analysis Run: 8/21/2015

Technician: AP

Date	Start Time	Duration	Current Park Shading		New Shadow: Project @ 400'		New Shadow: Project @ 300'		New Shadow: Project @ 400' + Cumulative		New Shadow: Project @ 300' + Cumulative	
			Shadow Area (sf)	Shading (sfh)	Shadow Area (sf)	Shading (sfh)	Shadow Area (sf)	Shading (sfh)	Shadow Area (sf)	Shading (sfh)	Shadow Area (sf)	Shading (sfh)
Nov 29	8:05 AM	10 min	30,981.59	5277.24	0.00	0.00	0.00	0.00	0.00	0.00	0.00	0.00
Nov 29	8:15 AM	15 min	31,103.58	7805.72	0.00	0.00	0.00	0.00	0.00	0.00	0.00	0.00
Nov 29	8:30 AM	15 min	31,342.17	7858.53	0.00	0.00	0.00	0.00	0.00	0.00	0.00	0.00
Nov 29	8:45 AM	15 min	31,526.06	7817.74	0.00	0.00	0.00	0.00	0.00	0.00	0.00	0.00
Nov 29	9:00 AM	15 min	31,015.87	7711.04	0.00	0.00	0.00	0.00	0.00	0.00	0.00	0.00
Nov 29	9:15 AM	15 min	30,672.42	7735.67	0.00	0.00	0.00	0.00	0.00	0.00	0.00	0.00
Nov 29	9:30 AM	15 min	31,212.96	7843.39	0.00	0.00	0.00	0.00	0.00	0.00	0.00	0.00
Nov 29	9:45 AM	15 min	31,534.14	7883.53	0.00	0.00	0.00	0.00	0.00	0.00	0.00	0.00
Nov 29	10:00 AM	15 min	31,534.14	7854.69	0.00	28.84	0.00	28.84	0.00	28.84	0.00	28.84
Nov 29	10:15 AM	15 min	31,303.40	7492.10	230.74	391.43	230.74	391.43	230.74	391.43	230.74	391.43
Nov 29	10:30 AM	15 min	28,633.41	7135.45	2,900.73	748.09	2,900.73	748.09	2,900.73	748.09	2,900.73	748.09
Nov 29	10:45 AM	15 min	28,450.15	7449.94	3,083.99	433.60	3,083.99	433.60	3,083.99	433.60	3,083.99	433.60
Nov 29	11:00 AM	15 min	31,149.33	7832.98	384.81	50.56	384.81	50.56	384.81	50.56	384.81	50.56
Nov 29	11:15 AM	15 min	31,514.47	7877.10	19.67	6.44	19.67	6.44	19.67	6.44	19.67	6.44
Nov 29	11:30 AM	15 min	31,502.32	7676.26	31.82	207.27	31.82	203.14	31.82	207.27	31.82	203.14
Nov 29	11:45 AM	15 min	29,907.79	6965.69	1,626.35	872.31	1,593.31	807.37	1,626.35	872.31	1,593.31	807.37
Nov 29	12:00 PM	15 min	25,817.75	6447.81	5,352.16	1197.38	4,865.67	1028.95	5,352.16	1197.38	4,865.67	1028.95
Nov 29	12:15 PM	15 min	25,764.76	6447.38	4,226.87	797.89	3,365.97	565.33	4,226.87	797.89	3,365.97	565.33
Nov 29	12:30 PM	15 min	25,814.24	6531.74	2,156.26	428.32	1,156.67	276.74	2,156.26	428.32	1,156.67	276.74
Nov 29	12:45 PM	15 min	26,439.71	6620.09	1,270.31	277.78	1,057.24	206.75	1,270.31	277.78	1,057.24	206.75
Nov 29	1:00 PM	15 min	26,521.03	6766.16	951.90	121.42	596.78	74.60	951.90	121.42	596.78	74.60
Nov 29	1:15 PM	15 min	27,608.23	7181.90	19.49	2.44	0.00	0.00	19.49	2.44	0.00	0.00
Nov 29	1:30 PM	15 min	29,847.00	7615.18	0.00	0.00	0.00	0.00	0.00	0.00	0.00	0.00
Nov 29	1:45 PM	15 min	31,074.44	7826.07	0.00	0.00	0.00	0.00	0.00	0.00	0.00	0.00
Nov 29	2:00 PM	15 min	31,534.14	7883.53	0.00	0.00	0.00	0.00	0.00	0.00	0.00	0.00
Nov 29	2:15 PM	15 min	31,534.14	7883.53	0.00	0.00	0.00	0.00	0.00	0.00	0.00	0.00
Nov 29	2:30 PM	15 min	31,534.14	7883.53	0.00	0.00	0.00	0.00	0.00	0.00	0.00	0.00
Nov 29	2:45 PM	15 min	31,534.14	7883.53	0.00	0.00	0.00	0.00	0.00	0.00	0.00	0.00
Nov 29	3:00 PM	15 min	31,534.14	7663.20	0.00	0.00	0.00	0.00	0.00	0.00	0.00	0.00
Nov 29	3:15 PM	15 min	29,771.48	7646.44	0.00	0.00	0.00	0.00	0.00	16.76	0.00	16.76
Nov 29	3:30 PM	15 min	31,400.05	7866.77	0.00	0.00	0.00	0.00	134.09	16.76	134.09	16.76
Nov 29	3:45 PM	6 min	31,534.14	3153.41	0.00	0.00	0.00	0.00	0.00	0.00	0.00	0.00
Nov 29	3:51 PM	0 min	31,534.14		0.00		0.00		0.00		0.00	

BLOCK 1 / 160 FOLSOM STREET

Quantitative Shading Calculations for Spear Street Terrace

EXAMPLE	Existing Shading
EXAMPLE	No new shading from Project / Project Alternative
EXAMPLE	New Shading from Project / Project Alternative
EXAMPLE	No new shading from Project / Project Alternative + Cumulative
EXAMPLE	New Shading from Project / Project Alternative + Cumulative

Analysis Run: 8/21/2015

Technician: AP

Date	Start Time	Duration	Current Park Shading		New Shadow: Project @ 400'		New Shadow: Project @ 300'		New Shadow: Project @ 400' + Cumulative		New Shadow: Project @ 300' + Cumulative	
			Shadow Area (sf)	Shading (sfh)	Shadow Area (sf)	Shading (sfh)	Shadow Area (sf)	Shading (sfh)	Shadow Area (sf)	Shading (sfh)	Shadow Area (sf)	Shading (sfh)
Dec 6	8:11 AM	5 min	31,079.86	2488.06	0.00	0.00	0.00	0.00	0.00	0.00	0.00	0.00
Dec 6	8:15 AM	15 min	31,121.75	7809.80	0.00	0.00	0.00	0.00	0.00	0.00	0.00	0.00
Dec 6	8:30 AM	15 min	31,356.69	7860.43	0.00	0.00	0.00	0.00	0.00	0.00	0.00	0.00
Dec 6	8:45 AM	15 min	31,526.78	7816.77	0.00	0.00	0.00	0.00	0.00	0.00	0.00	0.00
Dec 6	9:00 AM	15 min	31,007.37	7709.61	0.00	0.00	0.00	0.00	0.00	0.00	0.00	0.00
Dec 6	9:15 AM	15 min	30,669.53	7731.68	0.00	0.00	0.00	0.00	0.00	0.00	0.00	0.00
Dec 6	9:30 AM	15 min	31,183.92	7839.76	0.00	0.00	0.00	0.00	0.00	0.00	0.00	0.00
Dec 6	9:45 AM	15 min	31,534.14	7883.53	0.00	0.00	0.00	0.00	0.00	0.00	0.00	0.00
Dec 6	10:00 AM	15 min	31,534.14	7865.37	0.00	18.17	0.00	18.17	0.00	18.17	0.00	18.17
Dec 6	10:15 AM	15 min	31,388.78	7507.49	145.35	376.04	145.35	376.04	145.35	376.04	145.35	376.04
Dec 6	10:30 AM	15 min	28,671.15	7129.92	2,862.99	753.62	2,862.99	753.62	2,862.99	753.62	2,862.99	753.62
Dec 6	10:45 AM	15 min	28,368.19	7386.65	3,165.95	496.88	3,165.95	496.88	3,165.95	496.88	3,165.95	496.88
Dec 6	11:00 AM	15 min	30,725.02	7782.28	809.12	101.26	809.12	101.26	809.12	101.26	809.12	101.26
Dec 6	11:15 AM	15 min	31,533.20	7883.42	0.94	0.12	0.94	0.12	0.94	0.12	0.94	0.12
Dec 6	11:30 AM	15 min	31,534.14	7773.30	0.00	110.24	0.00	110.24	0.00	110.24	0.00	110.24
Dec 6	11:45 AM	15 min	30,652.24	7152.39	881.90	703.88	881.90	649.20	881.90	703.88	881.90	649.20
Dec 6	12:00 PM	15 min	26,566.86	6553.42	4,749.14	1145.42	4,311.68	1001.55	4,749.14	1145.42	4,311.68	1001.55
Dec 6	12:15 PM	15 min	25,860.51	6494.71	4,414.26	849.37	3,700.72	638.30	4,414.26	849.37	3,700.72	638.30
Dec 6	12:30 PM	15 min	26,097.18	6710.90	2,380.69	397.53	1,405.67	257.97	2,380.69	397.53	1,405.67	257.97
Dec 6	12:45 PM	15 min	27,589.99	6896.64	799.57	210.65	658.09	158.83	799.57	210.65	658.09	158.83
Dec 6	1:00 PM	15 min	27,583.10	6881.78	885.60	121.33	612.52	76.57	885.60	121.33	612.52	76.57
Dec 6	1:15 PM	15 min	27,471.17	7130.33	85.06	10.63	0.00	0.00	85.06	10.63	0.00	0.00
Dec 6	1:30 PM	15 min	29,571.45	7565.73	0.00	0.00	0.00	0.00	0.00	0.00	0.00	0.00
Dec 6	1:45 PM	15 min	30,954.42	7809.75	0.00	0.00	0.00	0.00	0.00	0.00	0.00	0.00
Dec 6	2:00 PM	15 min	31,523.59	7882.22	0.00	0.00	0.00	0.00	0.00	0.00	0.00	0.00
Dec 6	2:15 PM	15 min	31,534.14	7883.53	0.00	0.00	0.00	0.00	0.00	0.00	0.00	0.00
Dec 6	2:30 PM	15 min	31,534.14	7883.53	0.00	0.00	0.00	0.00	0.00	0.00	0.00	0.00
Dec 6	2:45 PM	15 min	31,534.14	7883.53	0.00	0.00	0.00	0.00	0.00	0.00	0.00	0.00
Dec 6	3:00 PM	15 min	31,534.14	7745.09	0.00	0.00	0.00	0.00	0.00	0.00	0.00	0.00
Dec 6	3:15 PM	15 min	30,426.60	7422.61	0.00	0.00	0.00	0.00	0.00	61.90	0.00	61.90
Dec 6	3:30 PM	15 min	28,954.27	7561.05	0.00	0.00	0.00	0.00	495.23	61.90	495.23	61.90
Dec 6	3:45 PM	6 min	31,534.14	3153.41	0.00	0.00	0.00	0.00	0.00	0.00	0.00	0.00
Dec 6	3:51 PM	0 min	31,534.14		0.00		0.00		0.00		0.00	

BLOCK 1 / 160 FOLSOM STREET

Quantitative Shading Calculations for Spear Street Terrace

Analysis Run: 8/21/2015
Technician: AP

EXAMPLE	Existing Shading	EXAMPLE	No new shading from Project / Project Alternative	EXAMPLE	No new shading from Project / Project Alternative + Cumulative
		EXAMPLE	New Shading from Project / Project Alternative	EXAMPLE	New Shading from Project / Project Alternative + Cumulative

Date	Start Time	Duration	Current Park Shading		New Shadow: Project @ 400'		New Shadow: Project @ 300'		New Shadow: Project @ 400' + Cumulative		New Shadow: Project @ 300' + Cumulative	
			Shadow Area (sf)	Shading (sfh)	Shadow Area (sf)	Shading (sfh)	Shadow Area (sf)	Shading (sfh)	Shadow Area (sf)	Shading (sfh)	Shadow Area (sf)	Shading (sfh)
Dec 13	8:17 AM	13 min	31,143.10	6873.64	0.00	0.00	0.00	0.00	0.00	0.00	0.00	0.00
Dec 13	8:30 AM	15 min	31,344.55	7858.78	0.00	0.00	0.00	0.00	0.00	0.00	0.00	0.00
Dec 13	8:45 AM	15 min	31,525.72	7819.65	0.00	0.00	0.00	0.00	0.00	0.00	0.00	0.00
Dec 13	9:00 AM	15 min	31,031.49	7716.29	0.00	0.00	0.00	0.00	0.00	0.00	0.00	0.00
Dec 13	9:15 AM	15 min	30,698.82	7698.25	0.00	0.00	0.00	0.00	0.00	0.00	0.00	0.00
Dec 13	9:30 AM	15 min	30,887.15	7802.66	0.00	0.00	0.00	0.00	0.00	0.00	0.00	0.00
Dec 13	9:45 AM	15 min	31,534.14	7883.53	0.00	0.00	0.00	0.00	0.00	0.00	0.00	0.00
Dec 13	10:00 AM	15 min	31,534.14	7879.79	0.00	3.74	0.00	3.74	0.00	3.74	0.00	3.74
Dec 13	10:15 AM	15 min	31,504.22	7535.88	29.92	347.66	29.92	347.66	29.92	347.66	29.92	347.66
Dec 13	10:30 AM	15 min	28,782.82	7136.34	2,751.32	747.19	2,751.32	747.19	2,751.32	747.19	2,751.32	747.19
Dec 13	10:45 AM	15 min	28,307.93	7304.70	3,226.21	578.83	3,226.21	578.83	3,226.21	578.83	3,226.21	578.83
Dec 13	11:00 AM	15 min	30,129.71	7707.98	1,404.43	175.55	1,404.43	175.55	1,404.43	175.55	1,404.43	175.55
Dec 13	11:15 AM	15 min	31,534.14	7883.53	0.00	0.00	0.00	0.00	0.00	0.00	0.00	0.00
Dec 13	11:30 AM	15 min	31,534.14	7824.36	0.00	59.18	0.00	59.18	0.00	59.18	0.00	59.18
Dec 13	11:45 AM	15 min	31,060.74	7359.04	473.40	515.09	473.40	466.89	473.40	515.09	473.40	466.89
Dec 13	12:00 PM	15 min	27,811.56	6700.54	3,647.32	1050.97	3,261.74	921.29	3,647.32	1050.97	3,261.74	921.29
Dec 13	12:15 PM	15 min	25,792.78	6507.45	4,760.45	930.38	4,108.60	730.81	4,760.45	930.38	4,108.60	730.81
Dec 13	12:30 PM	15 min	26,266.84	6805.27	2,682.56	406.14	1,737.92	277.08	2,682.56	406.14	1,737.92	277.08
Dec 13	12:45 PM	15 min	28,175.34	7054.10	566.60	168.35	478.70	131.57	566.60	168.35	478.70	131.57
Dec 13	1:00 PM	15 min	28,257.47	6946.87	780.19	124.82	573.90	75.72	780.19	124.82	573.90	75.72
Dec 13	1:15 PM	15 min	27,317.50	7050.61	218.40	27.30	31.85	3.98	218.40	27.30	31.85	3.98
Dec 13	1:30 PM	15 min	29,087.40	7484.65	0.00	0.00	0.00	0.00	0.00	0.00	0.00	0.00
Dec 13	1:45 PM	15 min	30,789.77	7784.18	0.00	0.00	0.00	0.00	0.00	0.00	0.00	0.00
Dec 13	2:00 PM	15 min	31,483.69	7877.23	0.00	0.00	0.00	0.00	0.00	0.00	0.00	0.00
Dec 13	2:15 PM	15 min	31,534.14	7883.53	0.00	0.00	0.00	0.00	0.00	0.00	0.00	0.00
Dec 13	2:30 PM	15 min	31,534.14	7883.53	0.00	0.00	0.00	0.00	0.00	0.00	0.00	0.00
Dec 13	2:45 PM	15 min	31,534.14	7883.53	0.00	0.00	0.00	0.00	0.00	0.00	0.00	0.00
Dec 13	3:00 PM	15 min	31,534.14	7883.37	0.00	0.00	0.00	0.00	0.00	0.00	0.00	0.00
Dec 13	3:15 PM	15 min	31,532.78	7622.97	0.00	0.00	0.00	0.00	0.00	2.44	0.00	2.44
Dec 13	3:30 PM	15 min	29,450.94	7623.14	0.00	0.00	0.00	0.00	19.50	2.44	19.50	2.44
Dec 13	3:45 PM	6 min	31,534.14	3153.41	0.00	0.00	0.00	0.00	0.00	0.00	0.00	0.00
Dec 13	3:51 PM	0 min	31,534.13		0.00		0.00		0.00		0.00	

BLOCK 1 / 160 FOLSOM STREET

Quantitative Shading Calculations for Spear Street Terrace

EXAMPLE	Existing Shading	EXAMPLE	No new shading from Project / Project Alternative
		EXAMPLE	New Shading from Project / Project Alternative
EXAMPLE	No new shading from Project / Project Alternative + Cumulative		
EXAMPLE	New Shading from Project / Project Alternative + Cumulative		

Analysis Run: 8/21/2015

Technician: AP

Date	Start Time	Duration	Current Park Shading		New Shadow: Project @ 400'		New Shadow: Project @ 300'		New Shadow: Project @ 400' + Cumulative		New Shadow: Project @ 300' + Cumulative	
			Shadow Area (sf)	Shading (sfh)	Shadow Area (sf)	Shading (sfh)	Shadow Area (sf)	Shading (sfh)	Shadow Area (sf)	Shading (sfh)	Shadow Area (sf)	Shading (sfh)
Dec 21	8:22 AM	8 min	31,176.83	4373.38	0.00	0.00	0.00	0.00	0.00	0.00	0.00	0.00
Dec 21	8:30 AM	15 min	31,300.06	7852.42	0.00	0.00	0.00	0.00	0.00	0.00	0.00	0.00
Dec 21	8:45 AM	15 min	31,519.28	7826.94	0.00	0.00	0.00	0.00	0.00	0.00	0.00	0.00
Dec 21	9:00 AM	15 min	31,096.26	7733.05	0.00	0.00	0.00	0.00	0.00	0.00	0.00	0.00
Dec 21	9:15 AM	15 min	30,768.16	7658.06	0.00	0.00	0.00	0.00	0.00	0.00	0.00	0.00
Dec 21	9:30 AM	15 min	30,496.32	7753.81	0.00	0.00	0.00	0.00	0.00	0.00	0.00	0.00
Dec 21	9:45 AM	15 min	31,534.14	7883.53	0.00	0.00	0.00	0.00	0.00	0.00	0.00	0.00
Dec 21	10:00 AM	15 min	31,534.14	7883.53	0.00	0.00	0.00	0.00	0.00	0.00	0.00	0.00
Dec 21	10:15 AM	15 min	31,534.14	7654.36	0.00	229.18	0.00	229.18	0.00	229.18	0.00	229.18
Dec 21	10:30 AM	15 min	29,700.70	7259.14	1,833.44	624.40	1,833.44	624.40	1,833.44	624.40	1,833.44	624.40
Dec 21	10:45 AM	15 min	28,372.39	7221.35	3,161.75	662.19	3,161.75	662.19	3,161.75	662.19	3,161.75	662.19
Dec 21	11:00 AM	15 min	29,398.40	7616.57	2,135.74	266.97	2,135.74	266.97	2,135.74	266.97	2,135.74	266.97
Dec 21	11:15 AM	15 min	31,534.14	7883.53	0.00	0.00	0.00	0.00	0.00	0.00	0.00	0.00
Dec 21	11:30 AM	15 min	31,534.14	7870.69	0.00	12.84	0.00	12.84	0.00	12.84	0.00	12.84
Dec 21	11:45 AM	15 min	31,431.38	7554.80	102.76	328.73	102.76	296.48	102.76	328.73	102.76	296.48
Dec 21	12:00 PM	15 min	29,007.03	6846.99	2,527.11	950.71	2,269.06	846.18	2,527.11	950.71	2,269.06	846.18
Dec 21	12:15 PM	15 min	25,768.88	6480.38	5,078.56	1049.25	4,500.42	858.94	5,078.56	1049.25	4,500.42	858.94
Dec 21	12:30 PM	15 min	26,074.15	6786.94	3,315.47	526.97	2,371.11	337.23	3,315.47	526.97	2,371.11	337.23
Dec 21	12:45 PM	15 min	28,221.34	7104.73	900.26	197.40	326.75	106.07	900.26	197.40	326.75	106.07
Dec 21	1:00 PM	15 min	28,616.51	7076.60	678.92	140.13	521.78	86.11	678.92	140.13	521.78	86.11
Dec 21	1:15 PM	15 min	27,996.31	7070.42	442.10	55.26	167.11	20.89	442.10	55.26	167.11	20.89
Dec 21	1:30 PM	15 min	28,567.01	7386.34	0.00	0.00	0.00	0.00	0.00	0.00	0.00	0.00
Dec 21	1:45 PM	15 min	30,523.67	7738.58	0.00	0.00	0.00	0.00	0.00	0.00	0.00	0.00
Dec 21	2:00 PM	15 min	31,385.00	7864.89	0.00	0.00	0.00	0.00	0.00	0.00	0.00	0.00
Dec 21	2:15 PM	15 min	31,534.14	7883.53	0.00	0.00	0.00	0.00	0.00	0.00	0.00	0.00
Dec 21	2:30 PM	15 min	31,534.14	7883.53	0.00	0.00	0.00	0.00	0.00	0.00	0.00	0.00
Dec 21	2:45 PM	15 min	31,534.14	7883.53	0.00	0.00	0.00	0.00	0.00	0.00	0.00	0.00
Dec 21	3:00 PM	15 min	31,534.14	7883.53	0.00	0.00	0.00	0.00	0.00	0.00	0.00	0.00
Dec 21	3:15 PM	15 min	31,534.14	7678.54	0.00	0.00	0.00	0.00	0.00	0.00	0.00	0.00
Dec 21	3:30 PM	15 min	29,894.15	7605.80	0.00	0.00	0.00	0.00	0.00	72.74	0.00	72.74
Dec 21	3:45 PM	10 min	30,952.24	5311.34	0.00	0.00	0.00	0.00	581.90	49.46	581.90	49.46
Dec 21	3:55 PM	0 min	31,534.14		0.00		0.00		0.00		0.00	

EXHIBIT L: SHADOW CALCULATIONS FOR HOWARD / FREMONT PLAZA

Shading area calculations taken every 15 minutes between one hour after sunrise to one hour prior to sunset, every seven days throughout the solar year.

Results displayed for: Existing conditions, Project (@ 400'), Project Alternative (@300'), Project + Cumulative Projects, Project Alternative + Cumulative Projects..

BLOCK 1 / 160 FOLSOM STREET

Quantitative Shading Calculations for Howard/Fremont Plaza

Analysis Run: 10/13/2015

Technician: AP

EXAMPLE	Existing Shading	EXAMPLE	No new shading from Project / Project Alternative
		EXAMPLE	New Shading from Project / Project Alternative
EXAMPLE	No new shading from Project / Project Alternative + Cumulative		
EXAMPLE	New Shading from Project / Project Alternative + Cumulative		

Date	Start Time	Duration	Current Park Shading		New Shadow: Project @ 400'		New Shadow: Project @ 300'		New Shadow: Project @ 400' + Cumulative		New Shadow: Project @ 300' + Cumulative	
			Shadow Area (sf)	Shading (sfh)	Shadow Area (sf)	Shading (sfh)	Shadow Area (sf)	Shading (sfh)	Shadow Area (sf)	Shading (sfh)	Shadow Area (sf)	Shading (sfh)
Jun 21	6:48 AM	12 min	8,573.00	1714.60	0.00	0.00	0.00	0.00	0.00	0.00	0.00	0.00
Jun 21	7:00 AM	15 min	8,573.00	2143.25	0.00	0.00	0.00	0.00	0.00	0.00	0.00	0.00
Jun 21	7:15 AM	15 min	8,573.00	2026.46	0.00	0.00	0.00	0.00	0.00	94.36	0.00	94.36
Jun 21	7:30 AM	15 min	7,638.72	1877.11	0.00	19.29	0.00	0.00	754.85	159.94	754.85	140.65
Jun 21	7:45 AM	15 min	7,378.15	1818.23	154.34	19.29	0.00	0.00	524.70	65.59	370.36	46.30
Jun 21	8:00 AM	15 min	7,167.70	1782.70	0.00	0.00	0.00	0.00	0.00	0.00	0.00	0.00
Jun 21	8:15 AM	15 min	7,093.92	1778.78	0.00	0.00	0.00	0.00	0.00	0.00	0.00	0.00
Jun 21	8:30 AM	15 min	7,136.36	1823.05	0.00	0.00	0.00	0.00	0.00	0.00	0.00	0.00
Jun 21	8:45 AM	15 min	7,448.00	1915.41	0.00	0.00	0.00	0.00	0.00	0.00	0.00	0.00
Jun 21	9:00 AM	15 min	7,875.28	2020.97	0.00	0.00	0.00	0.00	0.00	0.00	0.00	0.00
Jun 21	9:15 AM	15 min	8,292.49	2108.19	0.00	0.00	0.00	0.00	0.00	0.00	0.00	0.00
Jun 21	9:30 AM	15 min	8,573.00	2141.45	0.00	0.00	0.00	0.00	0.00	0.00	0.00	0.00
Jun 21	9:45 AM	15 min	8,558.56	2141.44	0.00	0.00	0.00	0.00	0.00	0.00	0.00	0.00
Jun 21	10:00 AM	15 min	8,572.99	2135.02	0.00	0.00	0.00	0.00	0.00	0.00	0.00	0.00
Jun 21	10:15 AM	15 min	8,507.16	2111.07	0.00	0.00	0.00	0.00	0.00	0.00	0.00	0.00
Jun 21	10:30 AM	15 min	8,381.40	2063.69	0.00	0.00	0.00	0.00	0.00	0.00	0.00	0.00
Jun 21	10:45 AM	15 min	8,128.13	1981.16	0.00	0.00	0.00	0.00	0.00	0.00	0.00	0.00
Jun 21	11:00 AM	15 min	7,721.15	1858.72	0.00	0.00	0.00	0.00	0.00	0.00	0.00	0.00
Jun 21	11:15 AM	15 min	7,148.59	1664.76	0.00	0.00	0.00	0.00	0.00	0.00	0.00	0.00
Jun 21	11:30 AM	15 min	6,169.50	1335.25	0.00	0.00	0.00	0.00	0.00	0.00	0.00	0.00
Jun 21	11:45 AM	15 min	4,512.47	942.49	0.00	0.00	0.00	0.00	0.00	0.00	0.00	0.00
Jun 21	12:00 PM	15 min	3,027.48	604.01	0.00	0.00	0.00	0.00	0.00	0.00	0.00	0.00
Jun 21	12:15 PM	15 min	1,804.58	418.67	0.00	0.00	0.00	0.00	0.00	1.07	0.00	1.07
Jun 21	12:30 PM	15 min	1,544.79	370.99	0.00	0.00	0.00	0.00	8.58	21.98	8.58	21.98
Jun 21	12:45 PM	15 min	1,423.10	339.78	0.00	0.00	0.00	0.00	167.23	77.13	167.23	77.13
Jun 21	1:00 PM	15 min	1,295.15	306.72	0.00	0.00	0.00	0.00	449.81	170.85	449.81	170.85
Jun 21	1:15 PM	15 min	1,158.60	271.38	0.00	0.00	0.00	0.00	917.01	308.82	917.01	308.82
Jun 21	1:30 PM	15 min	1,012.40	233.32	0.00	0.00	0.00	0.00	1,553.53	447.15	1,553.53	447.15
Jun 21	1:45 PM	15 min	854.19	191.17	0.00	0.00	0.00	0.00	2,023.65	549.41	2,023.65	549.41
Jun 21	2:00 PM	15 min	675.14	169.42	0.00	0.00	0.00	0.00	2,371.67	656.01	2,371.67	656.01
Jun 21	2:15 PM	15 min	680.20	186.69	0.00	0.00	0.00	0.00	2,876.40	872.66	2,876.40	872.66
Jun 21	2:30 PM	15 min	813.35	228.39	0.00	0.00	0.00	0.00	4,104.87	1174.70	4,104.87	1174.70
Jun 21	2:45 PM	15 min	1,013.74	279.58	0.00	0.00	0.00	0.00	5,292.71	1416.61	5,292.71	1416.61
Jun 21	3:00 PM	15 min	1,222.88	331.45	0.00	0.00	0.00	0.00	6,040.16	1545.01	6,040.16	1545.01
Jun 21	3:15 PM	15 min	1,428.74	383.19	0.00	0.00	0.00	0.00	6,319.90	1572.63	6,319.90	1572.63
Jun 21	3:30 PM	15 min	1,636.76	435.53	0.00	0.00	0.00	0.00	6,261.11	1551.15	6,261.11	1551.15
Jun 21	3:45 PM	15 min	1,847.44	491.40	0.00	0.00	0.00	0.00	6,148.12	1519.38	6,148.12	1519.38
Jun 21	4:00 PM	15 min	2,083.74	568.33	0.00	0.00	0.00	0.00	6,006.89	1480.12	6,006.89	1480.12
Jun 21	4:15 PM	15 min	2,462.91	660.82	0.00	0.00	0.00	0.00	5,834.08	1432.05	5,834.08	1432.05
Jun 21	4:30 PM	15 min	2,823.61	740.22	0.00	0.00	0.00	0.00	5,622.33	1376.03	5,622.33	1376.03
Jun 21	4:45 PM	15 min	3,098.11	821.56	0.00	0.00	0.00	0.00	5,385.88	1310.56	5,385.88	1310.56
Jun 21	5:00 PM	15 min	3,474.39	955.17	0.00	0.00	0.00	0.00	5,098.61	1188.08	5,098.61	1188.08
Jun 21	5:15 PM	15 min	4,166.96	1137.06	0.00	0.00	0.00	0.00	4,406.04	1006.19	4,406.04	1006.19
Jun 21	5:30 PM	15 min	4,929.50	1346.66	0.00	0.00	0.00	0.00	3,643.50	796.59	3,643.50	796.59
Jun 21	5:45 PM	15 min	5,843.79	1545.09	0.00	0.00	0.00	0.00	2,729.21	598.16	2,729.21	598.16
Jun 21	6:00 PM	15 min	6,516.91	1796.23	0.00	0.00	0.00	0.00	2,056.09	347.02	2,056.09	347.02
Jun 21	6:15 PM	15 min	7,852.95	2053.24	0.00	0.00	0.00	0.00	720.05	90.01	720.05	90.01
Jun 21	6:30 PM	15 min	8,573.00	2143.25	0.00	0.00	0.00	0.00	0.00	0.00	0.00	0.00
Jun 21	6:45 PM	15 min	8,573.00	2143.25	0.00	0.00	0.00	0.00	0.00	0.00	0.00	0.00
Jun 21	7:00 PM	15 min	8,573.00	2143.25	0.00	0.00	0.00	0.00	0.00	0.00	0.00	0.00
Jun 21	7:15 PM	15 min	8,573.00	2143.25	0.00	0.00	0.00	0.00	0.00	0.00	0.00	0.00
Jun 21	7:30 PM	5 min	8,573.00	771.57	0.00	0.00	0.00	0.00	0.00	0.00	0.00	0.00
Jun 21	7:35 PM	0 min	8,573.00		0.00		0.00		0.00		0.00	

BLOCK 1 / 160 FOLSOM STREET

Quantitative Shading Calculations for Howard/Fremont Plaza

Analysis Run: 10/13/2015

Technician: AP

EXAMPLE	Existing Shading	EXAMPLE	No new shading from Project / Project Alternative
		EXAMPLE	New Shading from Project / Project Alternative
EXAMPLE	No new shading from Project / Project Alternative + Cumulative		
EXAMPLE	New Shading from Project / Project Alternative + Cumulative		

Date	Start Time	Duration	Current Park Shading		New Shadow: Project @ 400'		New Shadow: Project @ 300'		New Shadow: Project @ 400' + Cumulative		New Shadow: Project @ 300' + Cumulative	
			Shadow Area (sf)	Shading (sfh)	Shadow Area (sf)	Shading (sfh)	Shadow Area (sf)	Shading (sfh)	Shadow Area (sf)	Shading (sfh)	Shadow Area (sf)	Shading (sfh)
Jun 28	6:50 AM	10 min	8,573.00	1457.41	0.00	0.00	0.00	0.00	0.00	0.00	0.00	0.00
Jun 28	7:00 AM	15 min	8,573.00	2143.25	0.00	0.00	0.00	0.00	0.00	0.00	0.00	0.00
Jun 28	7:15 AM	15 min	8,573.00	2026.95	0.00	0.00	0.00	0.00	0.00	95.32	0.00	95.32
Jun 28	7:30 AM	15 min	7,642.62	1879.83	0.00	16.86	0.00	0.00	762.56	158.82	762.56	141.96
Jun 28	7:45 AM	15 min	7,395.99	1821.82	134.91	31.92	0.00	0.00	508.01	78.56	373.10	46.64
Jun 28	8:00 AM	15 min	7,178.54	1784.67	120.48	15.06	0.00	0.00	120.48	15.06	0.00	0.00
Jun 28	8:15 AM	15 min	7,098.80	1779.52	0.00	0.00	0.00	0.00	0.00	0.00	0.00	0.00
Jun 28	8:30 AM	15 min	7,137.35	1822.45	0.00	0.00	0.00	0.00	0.00	0.00	0.00	0.00
Jun 28	8:45 AM	15 min	7,442.25	1913.87	0.00	0.00	0.00	0.00	0.00	0.00	0.00	0.00
Jun 28	9:00 AM	15 min	7,868.72	2019.51	0.00	0.00	0.00	0.00	0.00	0.00	0.00	0.00
Jun 28	9:15 AM	15 min	8,287.37	2107.55	0.00	0.00	0.00	0.00	0.00	0.00	0.00	0.00
Jun 28	9:30 AM	15 min	8,573.00	2141.77	0.00	0.00	0.00	0.00	0.00	0.00	0.00	0.00
Jun 28	9:45 AM	15 min	8,561.19	2141.77	0.00	0.00	0.00	0.00	0.00	0.00	0.00	0.00
Jun 28	10:00 AM	15 min	8,573.00	2136.20	0.00	0.00	0.00	0.00	0.00	0.00	0.00	0.00
Jun 28	10:15 AM	15 min	8,516.59	2116.39	0.00	0.00	0.00	0.00	0.00	0.00	0.00	0.00
Jun 28	10:30 AM	15 min	8,414.54	2072.42	0.00	0.00	0.00	0.00	0.00	0.00	0.00	0.00
Jun 28	10:45 AM	15 min	8,164.82	1994.45	0.00	0.00	0.00	0.00	0.00	0.00	0.00	0.00
Jun 28	11:00 AM	15 min	7,790.82	1879.51	0.00	0.00	0.00	0.00	0.00	0.00	0.00	0.00
Jun 28	11:15 AM	15 min	7,245.26	1696.94	0.00	0.00	0.00	0.00	0.00	0.00	0.00	0.00
Jun 28	11:30 AM	15 min	6,330.27	1375.42	0.00	0.00	0.00	0.00	0.00	0.00	0.00	0.00
Jun 28	11:45 AM	15 min	4,673.08	978.98	0.00	0.00	0.00	0.00	0.00	0.00	0.00	0.00
Jun 28	12:00 PM	15 min	3,158.75	631.71	0.00	0.00	0.00	0.00	0.00	0.00	0.00	0.00
Jun 28	12:15 PM	15 min	1,894.97	433.69	0.00	0.00	0.00	0.00	0.00	0.49	0.00	0.49
Jun 28	12:30 PM	15 min	1,574.56	378.48	0.00	0.00	0.00	0.00	3.95	19.28	3.95	19.28
Jun 28	12:45 PM	15 min	1,453.27	347.36	0.00	0.00	0.00	0.00	150.32	71.00	150.32	71.00
Jun 28	1:00 PM	15 min	1,325.61	314.43	0.00	0.00	0.00	0.00	417.70	159.40	417.70	159.40
Jun 28	1:15 PM	15 min	1,189.79	279.29	0.00	0.00	0.00	0.00	857.52	293.52	857.52	293.52
Jun 28	1:30 PM	15 min	1,044.53	241.51	0.00	0.00	0.00	0.00	1,490.63	432.69	1,490.63	432.69
Jun 28	1:45 PM	15 min	887.56	199.77	0.00	0.00	0.00	0.00	1,970.85	537.66	1,970.85	537.66
Jun 28	2:00 PM	15 min	710.63	174.31	0.00	0.00	0.00	0.00	2,330.46	636.93	2,330.46	636.93
Jun 28	2:15 PM	15 min	683.83	184.85	0.00	0.00	0.00	0.00	2,764.98	834.56	2,764.98	834.56
Jun 28	2:30 PM	15 min	794.99	223.74	0.00	0.00	0.00	0.00	3,911.50	1128.01	3,911.50	1128.01
Jun 28	2:45 PM	15 min	994.93	274.83	0.00	0.00	0.00	0.00	5,112.56	1382.29	5,112.56	1382.29
Jun 28	3:00 PM	15 min	1,203.67	326.74	0.00	0.00	0.00	0.00	5,945.79	1529.81	5,945.79	1529.81
Jun 28	3:15 PM	15 min	1,410.22	378.52	0.00	0.00	0.00	0.00	6,292.67	1569.04	6,292.67	1569.04
Jun 28	3:30 PM	15 min	1,617.92	430.79	0.00	0.00	0.00	0.00	6,259.68	1551.50	6,259.68	1551.50
Jun 28	3:45 PM	15 min	1,828.38	486.41	0.00	0.00	0.00	0.00	6,152.35	1520.85	6,152.35	1520.85
Jun 28	4:00 PM	15 min	2,062.88	563.74	0.00	0.00	0.00	0.00	6,014.46	1482.25	6,014.46	1482.25
Jun 28	4:15 PM	15 min	2,447.06	657.83	0.00	0.00	0.00	0.00	5,843.52	1433.78	5,843.52	1433.78
Jun 28	4:30 PM	15 min	2,815.57	738.59	0.00	0.00	0.00	0.00	5,626.76	1379.15	5,626.76	1379.15
Jun 28	4:45 PM	15 min	3,093.17	817.38	0.00	0.00	0.00	0.00	5,406.45	1316.69	5,406.45	1316.69
Jun 28	5:00 PM	15 min	3,445.90	944.42	0.00	0.00	0.00	0.00	5,127.10	1198.83	5,127.10	1198.83
Jun 28	5:15 PM	15 min	4,109.50	1122.54	0.00	0.00	0.00	0.00	4,463.50	1020.71	4,463.50	1020.71
Jun 28	5:30 PM	15 min	4,870.82	1328.68	0.00	0.00	0.00	0.00	3,702.18	814.57	3,702.18	814.57
Jun 28	5:45 PM	15 min	5,758.62	1527.75	0.00	0.00	0.00	0.00	2,814.38	615.50	2,814.38	615.50
Jun 28	6:00 PM	15 min	6,463.39	1769.40	0.00	0.00	0.00	0.00	2,109.61	373.85	2,109.61	373.85
Jun 28	6:15 PM	15 min	7,691.78	2033.10	0.00	0.00	0.00	0.00	881.22	110.15	881.22	110.15
Jun 28	6:30 PM	15 min	8,573.00	2143.25	0.00	0.00	0.00	0.00	0.00	0.00	0.00	0.00
Jun 28	6:45 PM	15 min	8,573.00	2143.25	0.00	0.00	0.00	0.00	0.00	0.00	0.00	0.00
Jun 28	7:00 PM	15 min	8,573.00	2143.25	0.00	0.00	0.00	0.00	0.00	0.00	0.00	0.00
Jun 28	7:15 PM	15 min	8,573.00	2143.25	0.00	0.00	0.00	0.00	0.00	0.00	0.00	0.00
Jun 28	7:30 PM	6 min	8,573.00	857.30	0.00	0.00	0.00	0.00	0.00	0.00	0.00	0.00
Jun 28	7:36 PM	0 min	8,573.00		0.00		0.00		0.00		0.00	

BLOCK 1 / 160 FOLSOM STREET

Quantitative Shading Calculations for Howard/Fremont Plaza

Analysis Run: 10/13/2015

Technician: AP

			EXAMPLE	Existing Shading	EXAMPLE	No new shading from Project / Project Alternative			EXAMPLE	No new shading from Project / Project Alternative + Cumulative		
					EXAMPLE	New Shading from Project / Project Alternative			EXAMPLE	New Shading from Project / Project Alternative + Cumulative		

Date	Start Time	Duration	Current Park Shading		New Shadow: Project @ 400'		New Shadow: Project @ 300'		New Shadow: Project @ 400' + Cumulative		New Shadow: Project @ 300' + Cumulative	
			Shadow Area (sf)	Shading (sfh)	Shadow Area (sf)	Shading (sfh)	Shadow Area (sf)	Shading (sfh)	Shadow Area (sf)	Shading (sfh)	Shadow Area (sf)	Shading (sfh)
Jul 5	6:54 AM	6 min	8,573.00	857.30	0.00	0.00	0.00	0.00	0.00	0.00	0.00	0.00
Jul 5	7:00 AM	15 min	8,573.00	2143.25	0.00	0.00	0.00	0.00	0.00	0.00	0.00	0.00
Jul 5	7:15 AM	15 min	8,573.00	2024.68	0.00	0.00	0.00	0.00	0.00	90.32	0.00	90.32
Jul 5	7:30 AM	15 min	7,624.43	1876.03	0.00	36.49	0.00	0.00	722.55	154.78	722.55	118.30
Jul 5	7:45 AM	15 min	7,383.78	1820.73	291.91	132.87	0.00	0.00	515.73	160.85	223.82	27.98
Jul 5	8:00 AM	15 min	7,182.08	1786.60	771.04	96.38	0.00	0.00	771.04	96.38	0.00	0.00
Jul 5	8:15 AM	15 min	7,110.75	1783.81	0.00	0.00	0.00	0.00	0.00	0.00	0.00	0.00
Jul 5	8:30 AM	15 min	7,159.72	1833.77	0.00	0.00	0.00	0.00	0.00	0.00	0.00	0.00
Jul 5	8:45 AM	15 min	7,510.44	1931.50	0.00	0.00	0.00	0.00	0.00	0.00	0.00	0.00
Jul 5	9:00 AM	15 min	7,941.53	2036.24	0.00	0.00	0.00	0.00	0.00	0.00	0.00	0.00
Jul 5	9:15 AM	15 min	8,348.35	2115.17	0.00	0.00	0.00	0.00	0.00	0.00	0.00	0.00
Jul 5	9:30 AM	15 min	8,573.00	2142.95	0.00	0.00	0.00	0.00	0.00	0.00	0.00	0.00
Jul 5	9:45 AM	15 min	8,570.64	2142.95	0.00	0.00	0.00	0.00	0.00	0.00	0.00	0.00
Jul 5	10:00 AM	15 min	8,573.00	2139.26	0.00	0.00	0.00	0.00	0.00	0.00	0.00	0.00
Jul 5	10:15 AM	15 min	8,541.11	2123.76	0.00	0.00	0.00	0.00	0.00	0.00	0.00	0.00
Jul 5	10:30 AM	15 min	8,449.00	2083.30	0.00	0.00	0.00	0.00	0.00	0.00	0.00	0.00
Jul 5	10:45 AM	15 min	8,217.40	2012.38	0.00	0.00	0.00	0.00	0.00	0.00	0.00	0.00
Jul 5	11:00 AM	15 min	7,881.63	1908.47	0.00	0.00	0.00	0.00	0.00	0.00	0.00	0.00
Jul 5	11:15 AM	15 min	7,386.12	1737.04	0.00	0.00	0.00	0.00	0.00	0.00	0.00	0.00
Jul 5	11:30 AM	15 min	6,510.18	1416.80	0.00	0.00	0.00	0.00	0.00	0.00	0.00	0.00
Jul 5	11:45 AM	15 min	4,824.19	1011.08	0.00	0.00	0.00	0.00	0.00	0.00	0.00	0.00
Jul 5	12:00 PM	15 min	3,264.44	653.89	0.00	0.00	0.00	0.00	0.00	0.00	0.00	0.00
Jul 5	12:15 PM	15 min	1,966.67	450.53	0.00	0.00	0.00	0.00	0.00	0.48	0.00	0.48
Jul 5	12:30 PM	15 min	1,637.56	394.18	0.00	0.00	0.00	0.00	3.85	18.44	3.85	18.44
Jul 5	12:45 PM	15 min	1,515.91	362.99	0.00	0.00	0.00	0.00	143.66	67.51	143.66	67.51
Jul 5	1:00 PM	15 min	1,388.03	330.04	0.00	0.00	0.00	0.00	396.39	150.22	396.39	150.22
Jul 5	1:15 PM	15 min	1,252.26	294.94	0.00	0.00	0.00	0.00	805.35	278.00	805.35	278.00
Jul 5	1:30 PM	15 min	1,107.23	257.30	0.00	0.00	0.00	0.00	1,418.67	415.21	1,418.67	415.21
Jul 5	1:45 PM	15 min	951.20	216.11	0.00	0.00	0.00	0.00	1,902.98	521.93	1,902.98	521.93
Jul 5	2:00 PM	15 min	777.71	184.82	0.00	0.00	0.00	0.00	2,272.45	614.78	2,272.45	614.78
Jul 5	2:15 PM	15 min	700.88	185.23	0.00	0.00	0.00	0.00	2,645.79	782.09	2,645.79	782.09
Jul 5	2:30 PM	15 min	780.99	220.28	0.00	0.00	0.00	0.00	3,610.97	1053.66	3,610.97	1053.66
Jul 5	2:45 PM	15 min	981.28	271.41	0.00	0.00	0.00	0.00	4,818.33	1323.55	4,818.33	1323.55
Jul 5	3:00 PM	15 min	1,190.03	323.32	0.00	0.00	0.00	0.00	5,770.10	1497.27	5,770.10	1497.27
Jul 5	3:15 PM	15 min	1,396.53	375.22	0.00	0.00	0.00	0.00	6,208.05	1555.50	6,208.05	1555.50
Jul 5	3:30 PM	15 min	1,605.22	427.64	0.00	0.00	0.00	0.00	6,235.96	1546.73	6,235.96	1546.73
Jul 5	3:45 PM	15 min	1,815.90	486.36	0.00	0.00	0.00	0.00	6,137.91	1517.88	6,137.91	1517.88
Jul 5	4:00 PM	15 min	2,075.01	568.37	0.00	0.00	0.00	0.00	6,005.15	1479.67	6,005.15	1479.67
Jul 5	4:15 PM	15 min	2,471.92	665.20	0.00	0.00	0.00	0.00	5,832.22	1429.71	5,832.22	1429.71
Jul 5	4:30 PM	15 min	2,849.68	747.62	0.00	0.00	0.00	0.00	5,605.45	1376.42	5,605.45	1376.42
Jul 5	4:45 PM	15 min	3,131.28	823.78	0.00	0.00	0.00	0.00	5,405.91	1313.70	5,405.91	1313.70
Jul 5	5:00 PM	15 min	3,458.94	944.59	0.00	0.00	0.00	0.00	5,103.69	1197.37	5,103.69	1197.37
Jul 5	5:15 PM	15 min	4,097.76	1119.49	0.00	0.00	0.00	0.00	4,475.24	1023.76	4,475.24	1023.76
Jul 5	5:30 PM	15 min	4,858.17	1322.22	0.00	0.00	0.00	0.00	3,714.83	821.03	3,714.83	821.03
Jul 5	5:45 PM	15 min	5,719.59	1519.55	0.00	0.00	0.00	0.00	2,853.41	623.70	2,853.41	623.70
Jul 5	6:00 PM	15 min	6,436.79	1755.89	0.00	0.00	0.00	0.00	2,136.21	387.36	2,136.21	387.36
Jul 5	6:15 PM	15 min	7,610.36	2022.92	0.00	0.00	0.00	0.00	962.64	120.33	962.64	120.33
Jul 5	6:30 PM	15 min	8,573.00	2143.25	0.00	0.00	0.00	0.00	0.00	0.00	0.00	0.00
Jul 5	6:45 PM	15 min	8,573.00	2143.25	0.00	0.00	0.00	0.00	0.00	0.00	0.00	0.00
Jul 5	7:00 PM	15 min	8,573.00	2143.25	0.00	0.00	0.00	0.00	0.00	0.00	0.00	0.00
Jul 5	7:15 PM	15 min	8,573.00	2143.25	0.00	0.00	0.00	0.00	0.00	0.00	0.00	0.00
Jul 5	7:30 PM	5 min	8,573.00	771.57	0.00	0.00	0.00	0.00	0.00	0.00	0.00	0.00
Jul 5	7:35 PM	0 min	8,573.00		0.00		0.00		0.00		0.00	

BLOCK 1 / 160 FOLSOM STREET

Quantitative Shading Calculations for Howard/Fremont Plaza

Analysis Run: 10/13/2015

Technician: AP

EXAMPLE	Existing Shading	EXAMPLE	No new shading from Project / Project Alternative
		EXAMPLE	New Shading from Project / Project Alternative
EXAMPLE	No new shading from Project / Project Alternative + Cumulative		
EXAMPLE	New Shading from Project / Project Alternative + Cumulative		

Date	Start Time	Duration	Current Park Shading		New Shadow: Project @ 400'		New Shadow: Project @ 300'		New Shadow: Project @ 400' + Cumulative		New Shadow: Project @ 300' + Cumulative	
			Shadow Area (sf)	Shading (sfh)	Shadow Area (sf)	Shading (sfh)	Shadow Area (sf)	Shading (sfh)	Shadow Area (sf)	Shading (sfh)	Shadow Area (sf)	Shading (sfh)
Jul 12	6:58 AM	2 min	8,573.00	342.92	0.00	0.00	0.00	0.00	0.00	0.00	0.00	0.00
Jul 12	7:00 AM	15 min	8,573.00	2143.25	0.00	0.00	0.00	0.00	0.00	0.00	0.00	0.00
Jul 12	7:15 AM	15 min	8,573.00	2019.67	0.00	0.00	0.00	0.00	0.00	85.27	0.00	85.27
Jul 12	7:30 AM	15 min	7,584.39	1864.54	0.00	96.98	0.00	0.00	682.14	182.25	682.14	85.27
Jul 12	7:45 AM	15 min	7,331.94	1814.20	775.85	245.47	0.00	0.00	775.85	245.47	0.00	0.00
Jul 12	8:00 AM	15 min	7,181.68	1789.39	1,187.90	148.49	0.00	0.00	1,187.90	148.49	0.00	0.00
Jul 12	8:15 AM	15 min	7,133.47	1796.34	0.00	0.00	0.00	0.00	0.00	0.00	0.00	0.00
Jul 12	8:30 AM	15 min	7,237.26	1860.62	0.00	0.00	0.00	0.00	0.00	0.00	0.00	0.00
Jul 12	8:45 AM	15 min	7,647.70	1966.74	0.00	0.00	0.00	0.00	0.00	0.00	0.00	0.00
Jul 12	9:00 AM	15 min	8,086.25	2069.85	0.00	0.00	0.00	0.00	0.00	0.00	0.00	0.00
Jul 12	9:15 AM	15 min	8,472.53	2130.69	0.00	0.00	0.00	0.00	0.00	0.00	0.00	0.00
Jul 12	9:30 AM	15 min	8,573.00	2143.25	0.00	0.00	0.00	0.00	0.00	0.00	0.00	0.00
Jul 12	9:45 AM	15 min	8,573.00	2143.25	0.00	0.00	0.00	0.00	0.00	0.00	0.00	0.00
Jul 12	10:00 AM	15 min	8,573.00	2142.78	0.00	0.00	0.00	0.00	0.00	0.00	0.00	0.00
Jul 12	10:15 AM	15 min	8,569.24	2131.22	0.00	0.00	0.00	0.00	0.00	0.00	0.00	0.00
Jul 12	10:30 AM	15 min	8,480.52	2095.53	0.00	0.00	0.00	0.00	0.00	0.00	0.00	0.00
Jul 12	10:45 AM	15 min	8,283.72	2034.46	0.00	0.00	0.00	0.00	0.00	0.00	0.00	0.00
Jul 12	11:00 AM	15 min	7,991.92	1945.31	0.00	0.00	0.00	0.00	0.00	0.00	0.00	0.00
Jul 12	11:15 AM	15 min	7,570.56	1784.41	0.00	0.00	0.00	0.00	0.00	0.00	0.00	0.00
Jul 12	11:30 AM	15 min	6,704.69	1455.56	0.00	0.00	0.00	0.00	0.00	0.00	0.00	0.00
Jul 12	11:45 AM	15 min	4,939.76	1033.35	0.00	0.00	0.00	0.00	0.00	0.00	0.00	0.00
Jul 12	12:00 PM	15 min	3,327.02	669.64	0.00	0.00	0.00	0.00	0.00	0.00	0.00	0.00
Jul 12	12:15 PM	15 min	2,030.08	470.29	0.00	0.00	0.00	0.00	0.00	1.01	0.00	1.01
Jul 12	12:30 PM	15 min	1,732.26	417.71	0.00	0.00	0.00	0.00	8.08	19.43	8.08	19.43
Jul 12	12:45 PM	15 min	1,609.44	386.27	0.00	0.00	0.00	0.00	147.38	66.86	147.38	66.86
Jul 12	1:00 PM	15 min	1,480.75	353.13	0.00	0.00	0.00	0.00	387.53	144.17	387.53	144.17
Jul 12	1:15 PM	15 min	1,344.26	317.92	0.00	0.00	0.00	0.00	765.85	264.01	765.85	264.01
Jul 12	1:30 PM	15 min	1,199.08	280.28	0.00	0.00	0.00	0.00	1,346.26	396.82	1,346.26	396.82
Jul 12	1:45 PM	15 min	1,043.14	239.47	0.00	0.00	0.00	0.00	1,828.33	504.01	1,828.33	504.01
Jul 12	2:00 PM	15 min	872.60	200.89	0.00	0.00	0.00	0.00	2,203.74	590.36	2,203.74	590.36
Jul 12	2:15 PM	15 min	734.54	188.78	0.00	0.00	0.00	0.00	2,519.13	719.48	2,519.13	719.48
Jul 12	2:30 PM	15 min	775.71	218.75	0.00	0.00	0.00	0.00	3,236.72	959.42	3,236.72	959.42
Jul 12	2:45 PM	15 min	974.33	269.55	0.00	0.00	0.00	0.00	4,438.67	1242.61	4,438.67	1242.61
Jul 12	3:00 PM	15 min	1,182.08	321.58	0.00	0.00	0.00	0.00	5,502.17	1442.09	5,502.17	1442.09
Jul 12	3:15 PM	15 min	1,390.58	373.78	0.00	0.00	0.00	0.00	6,034.58	1527.72	6,034.58	1527.72
Jul 12	3:30 PM	15 min	1,599.69	426.40	0.00	0.00	0.00	0.00	6,187.22	1536.23	6,187.22	1536.23
Jul 12	3:45 PM	15 min	1,811.49	492.16	0.00	0.00	0.00	0.00	6,102.64	1509.68	6,102.64	1509.68
Jul 12	4:00 PM	15 min	2,125.82	583.22	0.00	0.00	0.00	0.00	5,974.76	1471.23	5,974.76	1471.23
Jul 12	4:15 PM	15 min	2,539.94	683.50	0.00	0.00	0.00	0.00	5,795.06	1418.54	5,795.06	1418.54
Jul 12	4:30 PM	15 min	2,928.05	768.06	0.00	0.00	0.00	0.00	5,553.26	1362.22	5,553.26	1362.22
Jul 12	4:45 PM	15 min	3,216.40	842.17	0.00	0.00	0.00	0.00	5,344.48	1294.80	5,344.48	1294.80
Jul 12	5:00 PM	15 min	3,520.94	957.38	0.00	0.00	0.00	0.00	5,013.91	1181.10	5,013.91	1181.10
Jul 12	5:15 PM	15 min	4,138.10	1129.26	0.00	0.00	0.00	0.00	4,434.90	1013.99	4,434.90	1013.99
Jul 12	5:30 PM	15 min	4,895.97	1329.33	0.00	0.00	0.00	0.00	3,677.03	813.92	3,677.03	813.92
Jul 12	5:45 PM	15 min	5,738.64	1523.33	0.00	0.00	0.00	0.00	2,834.36	619.92	2,834.36	619.92
Jul 12	6:00 PM	15 min	6,447.98	1758.02	0.00	0.00	0.00	0.00	2,125.02	385.23	2,125.02	385.23
Jul 12	6:15 PM	15 min	7,616.20	2023.65	0.00	0.00	0.00	0.00	956.80	119.60	956.80	119.60
Jul 12	6:30 PM	15 min	8,573.00	2143.25	0.00	0.00	0.00	0.00	0.00	0.00	0.00	0.00
Jul 12	6:45 PM	15 min	8,573.00	2143.25	0.00	0.00	0.00	0.00	0.00	0.00	0.00	0.00
Jul 12	7:00 PM	15 min	8,573.00	2143.25	0.00	0.00	0.00	0.00	0.00	0.00	0.00	0.00
Jul 12	7:15 PM	15 min	8,573.00	2143.25	0.00	0.00	0.00	0.00	0.00	0.00	0.00	0.00
Jul 12	7:30 PM	2 min	8,573.00	342.92	0.00	0.00	0.00	0.00	0.00	0.00	0.00	0.00
Jul 12	7:32 PM	0 min	8,573.00		0.00		0.00		0.00		0.00	

BLOCK 1 / 160 FOLSOM STREET

Quantitative Shading Calculations for Howard/Fremont Plaza

EXAMPLE	Existing Shading	EXAMPLE	No new shading from Project / Project Alternative
		EXAMPLE	New Shading from Project / Project Alternative

EXAMPLE	No new shading from Project / Project Alternative + Cumulative
EXAMPLE	New Shading from Project / Project Alternative + Cumulative

Analysis Run: 10/13/2015

Technician: AP

Date	Start Time	Duration	Current Park Shading		New Shadow: Project @ 400'		New Shadow: Project @ 300'		New Shadow: Project @ 400' + Cumulative		New Shadow: Project @ 300' + Cumulative	
			Shadow Area (sf)	Shading (sfh)	Shadow Area (sf)	Shading (sfh)	Shadow Area (sf)	Shading (sfh)	Shadow Area (sf)	Shading (sfh)	Shadow Area (sf)	Shading (sfh)
Jul 19	7:03 AM	12 min	8,573.00	1714.60	0.00	0.00	0.00	0.00	0.00	0.00	0.00	0.00
Jul 19	7:15 AM	15 min	8,573.00	2036.03	0.00	3.72	0.00	0.00	0.00	71.99	0.00	71.99
Jul 19	7:30 AM	15 min	7,715.22	1872.12	29.80	167.63	0.00	0.04	575.92	235.90	575.92	72.03
Jul 19	7:45 AM	15 min	7,261.75	1805.14	1,311.25	338.11	0.34	0.04	1,311.25	338.11	0.34	0.04
Jul 19	8:00 AM	15 min	7,179.35	1794.47	1,393.65	185.43	0.00	0.00	1,393.65	185.43	0.00	0.00
Jul 19	8:15 AM	15 min	7,176.40	1827.46	89.77	11.22	0.00	0.00	89.77	11.22	0.00	0.00
Jul 19	8:30 AM	15 min	7,443.30	1912.92	0.00	0.00	0.00	0.00	0.00	0.00	0.00	0.00
Jul 19	8:45 AM	15 min	7,860.04	2018.04	0.00	0.00	0.00	0.00	0.00	0.00	0.00	0.00
Jul 19	9:00 AM	15 min	8,284.24	2107.16	0.00	0.00	0.00	0.00	0.00	0.00	0.00	0.00
Jul 19	9:15 AM	15 min	8,573.00	2143.25	0.00	0.00	0.00	0.00	0.00	0.00	0.00	0.00
Jul 19	9:30 AM	15 min	8,573.00	2143.25	0.00	0.00	0.00	0.00	0.00	0.00	0.00	0.00
Jul 19	9:45 AM	15 min	8,573.00	2143.25	0.00	0.00	0.00	0.00	0.00	0.00	0.00	0.00
Jul 19	10:00 AM	15 min	8,573.00	2143.25	0.00	0.00	0.00	0.00	0.00	0.00	0.00	0.00
Jul 19	10:15 AM	15 min	8,573.00	2134.93	0.00	0.00	0.00	0.00	0.00	0.00	0.00	0.00
Jul 19	10:30 AM	15 min	8,506.44	2110.25	0.00	0.00	0.00	0.00	0.00	0.00	0.00	0.00
Jul 19	10:45 AM	15 min	8,375.56	2061.51	0.00	0.00	0.00	0.00	0.00	0.00	0.00	0.00
Jul 19	11:00 AM	15 min	8,116.50	1984.08	0.00	0.00	0.00	0.00	0.00	0.00	0.00	0.00
Jul 19	11:15 AM	15 min	7,756.16	1822.53	0.00	0.00	0.00	0.00	0.00	0.00	0.00	0.00
Jul 19	11:30 AM	15 min	6,824.10	1474.83	0.00	0.00	0.00	0.00	0.00	0.00	0.00	0.00
Jul 19	11:45 AM	15 min	4,974.53	1036.90	0.00	0.00	0.00	0.00	0.00	0.00	0.00	0.00
Jul 19	12:00 PM	15 min	3,320.69	678.29	0.00	0.00	0.00	0.00	0.00	0.00	0.00	0.00
Jul 19	12:15 PM	15 min	2,105.65	495.39	0.00	0.00	0.00	0.00	0.00	2.40	0.00	2.40
Jul 19	12:30 PM	15 min	1,857.50	448.79	0.00	0.00	0.00	0.00	19.22	22.49	19.22	22.49
Jul 19	12:45 PM	15 min	1,732.82	416.90	0.00	0.00	0.00	0.00	160.68	68.98	160.68	68.98
Jul 19	1:00 PM	15 min	1,602.37	383.38	0.00	0.00	0.00	0.00	391.15	141.59	391.15	141.59
Jul 19	1:15 PM	15 min	1,464.68	347.86	0.00	0.00	0.00	0.00	741.53	252.83	741.53	252.83
Jul 19	1:30 PM	15 min	1,318.23	309.99	0.00	0.00	0.00	0.00	1,281.07	379.40	1,281.07	379.40
Jul 19	1:45 PM	15 min	1,161.66	269.26	0.00	0.00	0.00	0.00	1,754.12	485.38	1,754.12	485.38
Jul 19	2:00 PM	15 min	992.39	224.50	0.00	0.00	0.00	0.00	2,128.91	567.70	2,128.91	567.70
Jul 19	2:15 PM	15 min	803.60	202.15	0.00	0.00	0.00	0.00	2,412.68	668.44	2,412.68	668.44
Jul 19	2:30 PM	15 min	813.63	223.51	0.00	0.00	0.00	0.00	2,934.85	868.13	2,934.85	868.13
Jul 19	2:45 PM	15 min	974.49	269.68	0.00	0.00	0.00	0.00	4,010.17	1136.07	4,010.17	1136.07
Jul 19	3:00 PM	15 min	1,182.94	322.05	0.00	0.00	0.00	0.00	5,078.38	1359.40	5,078.38	1359.40
Jul 19	3:15 PM	15 min	1,393.44	374.69	0.00	0.00	0.00	0.00	5,796.86	1486.42	5,796.86	1486.42
Jul 19	3:30 PM	15 min	1,604.10	427.76	0.00	0.00	0.00	0.00	6,094.51	1517.26	6,094.51	1517.26
Jul 19	3:45 PM	15 min	1,818.00	504.27	0.00	0.00	0.00	0.00	6,043.56	1494.98	6,043.56	1494.98
Jul 19	4:00 PM	15 min	2,216.18	608.72	0.00	0.00	0.00	0.00	5,916.30	1455.10	5,916.30	1455.10
Jul 19	4:15 PM	15 min	2,653.57	713.35	0.00	0.00	0.00	0.00	5,724.49	1398.30	5,724.49	1398.30
Jul 19	4:30 PM	15 min	3,053.19	800.74	0.00	0.00	0.00	0.00	5,461.89	1335.10	5,461.89	1335.10
Jul 19	4:45 PM	15 min	3,352.74	873.27	0.00	0.00	0.00	0.00	5,218.92	1268.80	5,218.92	1268.80
Jul 19	5:00 PM	15 min	3,633.40	983.74	0.00	0.00	0.00	0.00	4,931.51	1158.50	4,931.51	1158.50
Jul 19	5:15 PM	15 min	4,236.50	1153.22	0.00	0.00	0.00	0.00	4,336.50	990.03	4,336.50	990.03
Jul 19	5:30 PM	15 min	4,989.28	1350.97	0.00	0.00	0.00	0.00	3,583.72	792.28	3,583.72	792.28
Jul 19	5:45 PM	15 min	5,818.45	1540.78	0.00	0.00	0.00	0.00	2,754.55	602.47	2,754.55	602.47
Jul 19	6:00 PM	15 min	6,507.80	1779.57	0.00	0.00	0.00	0.00	2,065.20	363.68	2,065.20	363.68
Jul 19	6:15 PM	15 min	7,728.73	2037.72	0.00	0.00	0.00	0.00	844.27	105.53	844.27	105.53
Jul 19	6:30 PM	15 min	8,573.00	2143.25	0.00	0.00	0.00	0.00	0.00	0.00	0.00	0.00
Jul 19	6:45 PM	15 min	8,573.00	2143.25	0.00	0.00	0.00	0.00	0.00	0.00	0.00	0.00
Jul 19	7:00 PM	15 min	8,573.00	2143.25	0.00	0.00	0.00	0.00	0.00	0.00	0.00	0.00
Jul 19	7:15 PM	14 min	8,573.00	2057.52	0.00	0.00	0.00	0.00	0.00	0.00	0.00	0.00
Jul 19	7:29 PM	0 min	8,573.00		0.00		0.00		0.00		0.00	

BLOCK 1 / 160 FOLSOM STREET

Quantitative Shading Calculations for Howard/Fremont Plaza

EXAMPLE	Existing Shading	EXAMPLE	No new shading from Project / Project Alternative	EXAMPLE	No new shading from Project / Project Alternative + Cumulative
		EXAMPLE	New Shading from Project / Project Alternative	EXAMPLE	New Shading from Project / Project Alternative + Cumulative

Analysis Run: 10/13/2015

Technician: AP

Date	Start Time	Duration	Current Park Shading		New Shadow: Project @ 400'		New Shadow: Project @ 300'		New Shadow: Project @ 400' + Cumulative		New Shadow: Project @ 300' + Cumulative	
			Shadow Area (sf)	Shading (sfh)	Shadow Area (sf)	Shading (sfh)	Shadow Area (sf)	Shading (sfh)	Shadow Area (sf)	Shading (sfh)	Shadow Area (sf)	Shading (sfh)
Jul 26	7:09 AM	6 min	8,573.00	857.30	0.00	0.00	0.00	0.00	0.00	0.00	0.00	0.00
Jul 26	7:15 AM	15 min	8,573.00	1990.91	0.00	103.77	0.00	55.63	0.00	112.63	0.00	98.10
Jul 26	7:30 AM	15 min	7,354.30	1819.44	830.19	275.25	445.03	194.73	901.02	284.10	784.78	237.20
Jul 26	7:45 AM	15 min	7,201.22	1797.62	1,371.78	345.63	1,112.78	139.10	1,371.78	345.63	1,112.78	139.10
Jul 26	8:00 AM	15 min	7,179.72	1810.82	1,393.28	220.44	0.00	0.00	1,393.28	220.44	0.00	0.00
Jul 26	8:15 AM	15 min	7,306.86	1875.27	370.24	46.28	0.00	0.00	370.24	46.28	0.00	0.00
Jul 26	8:30 AM	15 min	7,695.30	1979.08	0.00	0.00	0.00	0.00	0.00	0.00	0.00	0.00
Jul 26	8:45 AM	15 min	8,137.35	2082.31	0.00	0.00	0.00	0.00	0.00	0.00	0.00	0.00
Jul 26	9:00 AM	15 min	8,521.15	2136.77	0.00	0.00	0.00	0.00	0.00	0.00	0.00	0.00
Jul 26	9:15 AM	15 min	8,573.00	2143.25	0.00	0.00	0.00	0.00	0.00	0.00	0.00	0.00
Jul 26	9:30 AM	15 min	8,573.00	2143.25	0.00	0.00	0.00	0.00	0.00	0.00	0.00	0.00
Jul 26	9:45 AM	15 min	8,573.00	2143.25	0.00	0.00	0.00	0.00	0.00	0.00	0.00	0.00
Jul 26	10:00 AM	15 min	8,573.00	2143.25	0.00	0.00	0.00	0.00	0.00	0.00	0.00	0.00
Jul 26	10:15 AM	15 min	8,573.00	2138.32	0.00	0.00	0.00	0.00	0.00	0.00	0.00	0.00
Jul 26	10:30 AM	15 min	8,533.53	2129.23	0.00	0.00	0.00	0.00	0.00	0.00	0.00	0.00
Jul 26	10:45 AM	15 min	8,500.31	2096.25	0.00	0.00	0.00	0.00	0.00	0.00	0.00	0.00
Jul 26	11:00 AM	15 min	8,269.69	2031.22	0.00	0.00	0.00	0.00	0.00	0.00	0.00	0.00
Jul 26	11:15 AM	15 min	7,980.09	1853.21	0.00	0.00	0.00	0.00	0.00	0.00	0.00	0.00
Jul 26	11:30 AM	15 min	6,845.58	1467.48	0.00	0.00	0.00	0.00	0.00	0.00	0.00	0.00
Jul 26	11:45 AM	15 min	4,894.28	1012.78	0.00	0.00	0.00	0.00	0.00	0.00	0.00	0.00
Jul 26	12:00 PM	15 min	3,207.97	670.94	0.00	0.00	0.00	0.00	0.00	0.00	0.00	0.00
Jul 26	12:15 PM	15 min	2,159.58	521.40	0.00	0.00	0.00	0.00	0.00	4.92	0.00	4.92
Jul 26	12:30 PM	15 min	2,011.66	486.98	0.00	0.00	0.00	0.00	39.37	27.75	39.37	27.75
Jul 26	12:45 PM	15 min	1,884.15	454.41	0.00	0.00	0.00	0.00	182.60	73.57	182.60	73.57
Jul 26	1:00 PM	15 min	1,751.10	420.27	0.00	0.00	0.00	0.00	405.94	142.30	405.94	142.30
Jul 26	1:15 PM	15 min	1,611.08	384.26	0.00	0.00	0.00	0.00	732.45	245.22	732.45	245.22
Jul 26	1:30 PM	15 min	1,462.99	346.03	0.00	0.00	0.00	0.00	1,229.29	364.43	1,229.29	364.43
Jul 26	1:45 PM	15 min	1,305.29	305.13	0.00	0.00	0.00	0.00	1,686.18	466.47	1,686.18	466.47
Jul 26	2:00 PM	15 min	1,135.76	260.05	0.00	0.00	0.00	0.00	2,045.60	547.93	2,045.60	547.93
Jul 26	2:15 PM	15 min	944.66	227.96	0.00	0.00	0.00	0.00	2,337.81	630.78	2,337.81	630.78
Jul 26	2:30 PM	15 min	879.00	233.16	0.00	0.00	0.00	0.00	2,708.44	784.63	2,708.44	784.63
Jul 26	2:45 PM	15 min	986.29	272.57	0.00	0.00	0.00	0.00	3,568.56	1024.05	3,568.56	1024.05
Jul 26	3:00 PM	15 min	1,194.28	325.17	0.00	0.00	0.00	0.00	4,623.82	1268.12	4,623.82	1268.12
Jul 26	3:15 PM	15 min	1,407.11	378.39	0.00	0.00	0.00	0.00	5,521.17	1428.28	5,521.17	1428.28
Jul 26	3:30 PM	15 min	1,620.01	439.01	0.00	0.00	0.00	0.00	5,905.05	1482.85	5,905.05	1482.85
Jul 26	3:45 PM	15 min	1,892.03	530.97	0.00	0.00	0.00	0.00	5,957.72	1472.48	5,957.72	1472.48
Jul 26	4:00 PM	15 min	2,355.69	646.41	0.00	0.00	0.00	0.00	5,822.14	1429.21	5,822.14	1429.21
Jul 26	4:15 PM	15 min	2,815.58	755.54	0.00	0.00	0.00	0.00	5,611.53	1366.33	5,611.53	1366.33
Jul 26	4:30 PM	15 min	3,228.72	846.48	0.00	0.00	0.00	0.00	5,319.09	1293.62	5,319.09	1293.62
Jul 26	4:45 PM	15 min	3,543.15	917.76	0.00	0.00	0.00	0.00	5,029.85	1225.49	5,029.85	1225.49
Jul 26	5:00 PM	15 min	3,798.91	1024.62	0.00	0.00	0.00	0.00	4,774.09	1118.63	4,774.09	1118.63
Jul 26	5:15 PM	15 min	4,398.01	1192.16	0.00	0.00	0.00	0.00	4,174.99	951.09	4,174.99	951.09
Jul 26	5:30 PM	15 min	5,139.26	1386.82	0.00	0.00	0.00	0.00	3,433.74	756.43	3,433.74	756.43
Jul 26	5:45 PM	15 min	5,955.33	1572.50	0.00	0.00	0.00	0.00	2,617.67	570.75	2,617.67	570.75
Jul 26	6:00 PM	15 min	6,624.63	1821.28	0.00	0.00	0.00	0.00	1,948.37	321.97	1,948.37	321.97
Jul 26	6:15 PM	15 min	7,945.61	2064.83	0.00	0.00	0.00	0.00	627.39	78.42	627.39	78.42
Jul 26	6:30 PM	15 min	8,573.00	2143.25	0.00	0.00	0.00	0.00	0.00	0.00	0.00	0.00
Jul 26	6:45 PM	15 min	8,573.00	2143.25	0.00	0.00	0.00	0.00	0.00	0.00	0.00	0.00
Jul 26	7:00 PM	15 min	8,573.00	2143.25	0.00	0.00	0.00	0.00	0.00	0.00	0.00	0.00
Jul 26	7:15 PM	8 min	8,573.00	1200.22	0.00	0.00	0.00	0.00	0.00	0.00	0.00	0.00
Jul 26	7:23 PM	0 min	8,573.00		0.00		0.00		0.00		0.00	

BLOCK 1 / 160 FOLSOM STREET

Quantitative Shading Calculations for Howard/Fremont Plaza

EXAMPLE	Existing Shading	EXAMPLE	No new shading from Project / Project Alternative
		EXAMPLE	New Shading from Project / Project Alternative

EXAMPLE	No new shading from Project / Project Alternative + Cumulative
EXAMPLE	New Shading from Project / Project Alternative + Cumulative

Analysis Run: 10/13/2015

Technician: AP

Date	Start Time	Duration	Current Park Shading		New Shadow: Project @ 400'		New Shadow: Project @ 300'		New Shadow: Project @ 400' + Cumulative		New Shadow: Project @ 300' + Cumulative	
			Shadow Area (sf)	Shading (sfh)	Shadow Area (sf)	Shading (sfh)	Shadow Area (sf)	Shading (sfh)	Shadow Area (sf)	Shading (sfh)	Shadow Area (sf)	Shading (sfh)
Aug 2	7:14 AM	1 min	8,167.83	162.44	174.51	4.27	19.31	0.79	405.17	9.02	405.17	9.02
Aug 2	7:15 AM	15 min	8,076.09	1912.96	252.28	199.71	60.08	175.69	496.91	230.29	496.91	230.29
Aug 2	7:30 AM	15 min	7,227.58	1800.39	1,345.42	342.86	1,345.42	342.86	1,345.42	342.86	1,345.42	342.86
Aug 2	7:45 AM	15 min	7,175.54	1800.21	1,397.46	343.04	1,397.46	174.68	1,397.46	343.04	1,397.46	174.68
Aug 2	8:00 AM	15 min	7,226.10	1853.23	1,346.90	201.08	0.00	0.00	1,346.90	201.08	0.00	0.00
Aug 2	8:15 AM	15 min	7,599.76	1953.75	261.76	32.72	0.00	0.00	261.76	32.72	0.00	0.00
Aug 2	8:30 AM	15 min	8,030.22	2057.32	0.00	0.00	0.00	0.00	0.00	0.00	0.00	0.00
Aug 2	8:45 AM	15 min	8,428.31	2125.16	0.00	0.00	0.00	0.00	0.00	0.00	0.00	0.00
Aug 2	9:00 AM	15 min	8,573.00	2143.25	0.00	0.00	0.00	0.00	0.00	0.00	0.00	0.00
Aug 2	9:15 AM	15 min	8,573.00	2143.25	0.00	0.00	0.00	0.00	0.00	0.00	0.00	0.00
Aug 2	9:30 AM	15 min	8,573.00	2143.25	0.00	0.00	0.00	0.00	0.00	0.00	0.00	0.00
Aug 2	9:45 AM	15 min	8,573.00	2143.25	0.00	0.00	0.00	0.00	0.00	0.00	0.00	0.00
Aug 2	10:00 AM	15 min	8,573.00	2143.25	0.00	0.00	0.00	0.00	0.00	0.00	0.00	0.00
Aug 2	10:15 AM	15 min	8,573.00	2143.25	0.00	0.00	0.00	0.00	0.00	0.00	0.00	0.00
Aug 2	10:30 AM	15 min	8,573.00	2143.25	0.00	0.00	0.00	0.00	0.00	0.00	0.00	0.00
Aug 2	10:45 AM	15 min	8,573.00	2132.12	0.00	0.00	0.00	0.00	0.00	0.00	0.00	0.00
Aug 2	11:00 AM	15 min	8,483.94	2094.70	0.00	0.00	0.00	0.00	0.00	0.00	0.00	0.00
Aug 2	11:15 AM	15 min	8,273.63	1862.47	0.00	0.00	0.00	0.00	0.00	0.00	0.00	0.00
Aug 2	11:30 AM	15 min	6,626.14	1413.27	0.00	0.00	0.00	0.00	0.00	0.00	0.00	0.00
Aug 2	11:45 AM	15 min	4,680.03	953.04	0.00	0.00	0.00	0.00	0.00	0.00	0.00	0.00
Aug 2	12:00 PM	15 min	2,944.27	657.55	0.00	0.00	0.00	0.00	0.00	0.00	0.00	0.00
Aug 2	12:15 PM	15 min	2,316.11	563.67	0.00	0.00	0.00	0.00	0.00	8.57	0.00	8.57
Aug 2	12:30 PM	15 min	2,193.28	531.92	0.00	0.00	0.00	0.00	68.54	35.36	68.54	35.36
Aug 2	12:45 PM	15 min	2,062.08	498.46	0.00	0.00	0.00	0.00	214.37	80.58	214.37	80.58
Aug 2	1:00 PM	15 min	1,925.59	463.55	0.00	0.00	0.00	0.00	430.27	145.91	430.27	145.91
Aug 2	1:15 PM	15 min	1,782.83	426.85	0.00	0.00	0.00	0.00	737.04	241.26	737.04	241.26
Aug 2	1:30 PM	15 min	1,631.94	388.04	0.00	0.00	0.00	0.00	1,193.03	352.64	1,193.03	352.64
Aug 2	1:45 PM	15 min	1,472.40	346.78	0.00	0.00	0.00	0.00	1,628.12	450.02	1,628.12	450.02
Aug 2	2:00 PM	15 min	1,301.86	302.11	0.00	0.00	0.00	0.00	1,972.08	529.81	1,972.08	529.81
Aug 2	2:15 PM	15 min	1,115.06	259.61	0.00	0.00	0.00	0.00	2,266.44	601.67	2,266.44	601.67
Aug 2	2:30 PM	15 min	961.85	246.36	0.00	0.00	0.00	0.00	2,546.90	711.66	2,546.90	711.66
Aug 2	2:45 PM	15 min	1,009.01	278.47	0.00	0.00	0.00	0.00	3,146.42	914.69	3,146.42	914.69
Aug 2	3:00 PM	15 min	1,218.72	331.46	0.00	0.00	0.00	0.00	4,171.11	1160.44	4,171.11	1160.44
Aug 2	3:15 PM	15 min	1,432.97	385.20	0.00	0.00	0.00	0.00	5,112.42	1346.96	5,112.42	1346.96
Aug 2	3:30 PM	15 min	1,648.65	462.71	0.00	0.00	0.00	0.00	5,663.25	1437.17	5,663.25	1437.17
Aug 2	3:45 PM	15 min	2,053.01	574.52	0.00	0.00	0.00	0.00	5,834.10	1440.41	5,834.10	1440.41
Aug 2	4:00 PM	15 min	2,543.15	696.55	0.00	0.00	0.00	0.00	5,689.17	1391.72	5,689.17	1391.72
Aug 2	4:15 PM	15 min	3,029.26	811.17	0.00	0.00	0.00	0.00	5,444.62	1319.27	5,444.62	1319.27
Aug 2	4:30 PM	15 min	3,460.08	906.25	0.00	0.00	0.00	0.00	5,109.56	1236.58	5,109.56	1236.58
Aug 2	4:45 PM	15 min	3,789.90	976.17	0.00	0.00	0.00	0.00	4,783.10	1167.08	4,783.10	1167.08
Aug 2	5:00 PM	15 min	4,019.47	1080.55	0.00	0.00	0.00	0.00	4,553.53	1062.70	4,553.53	1062.70
Aug 2	5:15 PM	15 min	4,624.96	1246.36	0.00	0.00	0.00	0.00	3,948.04	896.89	3,948.04	896.89
Aug 2	5:30 PM	15 min	5,345.93	1437.05	0.00	0.00	0.00	0.00	3,227.07	706.20	3,227.07	706.20
Aug 2	5:45 PM	15 min	6,150.49	1617.31	0.00	0.00	0.00	0.00	2,422.51	525.94	2,422.51	525.94
Aug 2	6:00 PM	15 min	6,787.97	1881.49	0.00	0.00	0.00	0.00	1,785.03	261.76	1,785.03	261.76
Aug 2	6:15 PM	15 min	8,263.97	2104.62	0.00	0.00	0.00	0.00	309.03	38.63	309.03	38.63
Aug 2	6:30 PM	15 min	8,573.00	2143.25	0.00	0.00	0.00	0.00	0.00	0.00	0.00	0.00
Aug 2	6:45 PM	15 min	8,573.00	2143.25	0.00	0.00	0.00	0.00	0.00	0.00	0.00	0.00
Aug 2	7:00 PM	15 min	8,573.00	2143.25	0.00	0.00	0.00	0.00	0.00	0.00	0.00	0.00
Aug 2	7:15 PM	2 min	8,573.00	342.92	0.00	0.00	0.00	0.00	0.00	0.00	0.00	0.00
Aug 2	7:17 PM	0 min	8,573.00		0.00		0.00		0.00		0.00	

BLOCK 1 / 160 FOLSOM STREET

Quantitative Shading Calculations for Howard/Fremont Plaza

Analysis Run: 10/13/2015

Technician: AP

EXAMPLE	Existing Shading
EXAMPLE	No new shading from Project / Project Alternative
EXAMPLE	New Shading from Project / Project Alternative
EXAMPLE	No new shading from Project / Project Alternative + Cumulative
EXAMPLE	New Shading from Project / Project Alternative + Cumulative

Date	Start Time	Duration	Current Park Shading		New Shadow: Project @ 400'		New Shadow: Project @ 300'		New Shadow: Project @ 400' + Cumulative		New Shadow: Project @ 300' + Cumulative	
			Shadow Area (sf)	Shading (sfh)	Shadow Area (sf)	Shading (sfh)	Shadow Area (sf)	Shading (sfh)	Shadow Area (sf)	Shading (sfh)	Shadow Area (sf)	Shading (sfh)
Aug 9	7:20 AM	11 min	7,214.00	1295.20	1,359.00	247.94	1,359.00	247.94	1,359.00	247.94	1,359.00	247.94
Aug 9	7:30 AM	15 min	7,177.08	1798.42	1,395.92	344.83	1,395.92	344.83	1,395.92	344.83	1,395.92	344.83
Aug 9	7:45 AM	15 min	7,210.30	1843.53	1,362.70	299.72	1,362.70	187.38	1,362.70	299.72	1,362.70	187.38
Aug 9	8:00 AM	15 min	7,537.91	1937.55	1,035.09	129.39	136.38	17.05	1,035.09	129.39	136.38	17.05
Aug 9	8:15 AM	15 min	7,962.53	2042.06	0.00	0.00	0.00	0.00	0.00	0.00	0.00	0.00
Aug 9	8:30 AM	15 min	8,373.95	2118.37	0.00	0.00	0.00	0.00	0.00	0.00	0.00	0.00
Aug 9	8:45 AM	15 min	8,573.00	2143.25	0.00	0.00	0.00	0.00	0.00	0.00	0.00	0.00
Aug 9	9:00 AM	15 min	8,573.00	2143.25	0.00	0.00	0.00	0.00	0.00	0.00	0.00	0.00
Aug 9	9:15 AM	15 min	8,573.00	2143.25	0.00	0.00	0.00	0.00	0.00	0.00	0.00	0.00
Aug 9	9:30 AM	15 min	8,573.00	2143.25	0.00	0.00	0.00	0.00	0.00	0.00	0.00	0.00
Aug 9	9:45 AM	15 min	8,573.00	2143.25	0.00	0.00	0.00	0.00	0.00	0.00	0.00	0.00
Aug 9	10:00 AM	15 min	8,573.00	2143.25	0.00	0.00	0.00	0.00	0.00	0.00	0.00	0.00
Aug 9	10:15 AM	15 min	8,573.00	2143.25	0.00	0.00	0.00	0.00	0.00	0.00	0.00	0.00
Aug 9	10:30 AM	15 min	8,573.00	2143.25	0.00	0.00	0.00	0.00	0.00	0.00	0.00	0.00
Aug 9	10:45 AM	15 min	8,573.00	2143.25	0.00	0.00	0.00	0.00	0.00	0.00	0.00	0.00
Aug 9	11:00 AM	15 min	8,573.00	2116.97	0.00	0.00	0.00	0.00	0.00	0.00	0.00	0.00
Aug 9	11:15 AM	15 min	8,362.79	1820.44	0.00	0.00	0.00	0.00	0.00	0.00	0.00	0.00
Aug 9	11:30 AM	15 min	6,200.72	1303.53	0.00	0.00	0.00	0.00	0.00	0.00	0.00	0.00
Aug 9	11:45 AM	15 min	4,227.48	866.87	0.00	0.00	0.00	0.00	0.00	0.00	0.00	0.00
Aug 9	12:00 PM	15 min	2,707.44	651.62	0.00	0.00	0.00	0.00	0.00	0.85	0.00	0.85
Aug 9	12:15 PM	15 min	2,505.49	613.25	0.00	0.00	0.00	0.00	6.78	13.61	6.78	13.61
Aug 9	12:30 PM	15 min	2,400.49	583.22	0.00	0.00	0.00	0.00	102.12	44.31	102.12	44.31
Aug 9	12:45 PM	15 min	2,265.24	548.74	0.00	0.00	0.00	0.00	252.38	89.20	252.38	89.20
Aug 9	1:00 PM	15 min	2,124.65	512.84	0.00	0.00	0.00	0.00	462.06	151.86	462.06	151.86
Aug 9	1:15 PM	15 min	1,978.03	475.30	0.00	0.00	0.00	0.00	752.86	240.77	752.86	240.77
Aug 9	1:30 PM	15 min	1,824.39	435.83	0.00	0.00	0.00	0.00	1,173.27	344.39	1,173.27	344.39
Aug 9	1:45 PM	15 min	1,662.23	394.02	0.00	0.00	0.00	0.00	1,581.83	436.31	1,581.83	436.31
Aug 9	2:00 PM	15 min	1,489.90	349.19	0.00	0.00	0.00	0.00	1,908.66	513.71	1,908.66	513.71
Aug 9	2:15 PM	15 min	1,303.66	299.03	0.00	0.00	0.00	0.00	2,201.06	578.20	2,201.06	578.20
Aug 9	2:30 PM	15 min	1,088.58	270.38	0.00	0.00	0.00	0.00	2,424.56	667.05	2,424.56	667.05
Aug 9	2:45 PM	15 min	1,074.50	291.41	0.00	0.00	0.00	0.00	2,911.33	832.75	2,911.33	832.75
Aug 9	3:00 PM	15 min	1,256.76	341.21	0.00	0.00	0.00	0.00	3,750.15	1051.52	3,750.15	1051.52
Aug 9	3:15 PM	15 min	1,472.92	411.92	0.00	0.00	0.00	0.00	4,662.04	1259.08	4,662.04	1259.08
Aug 9	3:30 PM	15 min	1,822.42	511.69	0.00	0.00	0.00	0.00	5,410.58	1379.35	5,410.58	1379.35
Aug 9	3:45 PM	15 min	2,271.10	631.43	0.00	0.00	0.00	0.00	5,624.20	1391.79	5,624.20	1391.79
Aug 9	4:00 PM	15 min	2,780.33	759.81	0.00	0.00	0.00	0.00	5,510.09	1340.91	5,510.09	1340.91
Aug 9	4:15 PM	15 min	3,298.16	881.26	0.00	0.00	0.00	0.00	5,217.23	1254.79	5,217.23	1254.79
Aug 9	4:30 PM	15 min	3,751.90	980.91	0.00	0.00	0.00	0.00	4,821.10	1162.34	4,821.10	1162.34
Aug 9	4:45 PM	15 min	4,095.37	1049.15	0.00	0.00	0.00	0.00	4,477.63	1094.10	4,477.63	1094.10
Aug 9	5:00 PM	15 min	4,297.83	1152.07	0.00	0.00	0.00	0.00	4,275.17	991.18	4,275.17	991.18
Aug 9	5:15 PM	15 min	4,918.76	1315.71	0.00	0.00	0.00	0.00	3,654.24	827.54	3,654.24	827.54
Aug 9	5:30 PM	15 min	5,606.90	1500.72	0.00	0.00	0.00	0.00	2,966.10	642.53	2,966.10	642.53
Aug 9	5:45 PM	15 min	6,398.90	1675.57	0.00	0.00	0.00	0.00	2,174.10	467.68	2,174.10	467.68
Aug 9	6:00 PM	15 min	7,005.68	1946.54	0.00	0.00	0.00	0.00	1,567.32	196.71	1,567.32	196.71
Aug 9	6:15 PM	15 min	8,566.67	2142.46	0.00	0.00	0.00	0.00	6.33	0.79	6.33	0.79
Aug 9	6:30 PM	15 min	8,573.00	2143.25	0.00	0.00	0.00	0.00	0.00	0.00	0.00	0.00
Aug 9	6:45 PM	15 min	8,573.00	2143.25	0.00	0.00	0.00	0.00	0.00	0.00	0.00	0.00
Aug 9	7:00 PM	9 min	8,573.00	1285.95	0.00	0.00	0.00	0.00	0.00	0.00	0.00	0.00
Aug 9	7:09 PM	0 min	8,573.00		0.00		0.00		0.00		0.00	

BLOCK 1 / 160 FOLSOM STREET

Quantitative Shading Calculations for Howard/Fremont Plaza

Analysis Run: 10/13/2015

Technician: AP

EXAMPLE	Existing Shading	EXAMPLE	No new shading from Project / Project Alternative
		EXAMPLE	New Shading from Project / Project Alternative
EXAMPLE	No new shading from Project / Project Alternative + Cumulative		
EXAMPLE	New Shading from Project / Project Alternative + Cumulative		

Date	Start Time	Duration	Current Park Shading		New Shadow: Project @ 400'		New Shadow: Project @ 300'		New Shadow: Project @ 400' + Cumulative		New Shadow: Project @ 300' + Cumulative	
			Shadow Area (sf)	Shading (sfh)	Shadow Area (sf)	Shading (sfh)	Shadow Area (sf)	Shading (sfh)	Shadow Area (sf)	Shading (sfh)	Shadow Area (sf)	Shading (sfh)
Aug 16	7:26 AM	4 min	8,560.24	551.71	12.76	48.40	12.76	48.40	12.76	48.40	12.76	48.40
Aug 16	7:30 AM	15 min	7,202.82	1838.67	1,370.18	304.58	1,370.18	304.58	1,370.18	304.58	1,370.18	304.58
Aug 16	7:45 AM	15 min	7,506.58	1929.58	1,066.42	133.30	1,066.42	133.30	1,066.42	135.18	1,066.42	135.18
Aug 16	8:00 AM	15 min	7,930.06	2034.96	0.00	0.00	0.00	0.00	15.02	1.88	15.02	1.88
Aug 16	8:15 AM	15 min	8,349.64	2115.33	0.00	0.00	0.00	0.00	0.00	0.00	0.00	0.00
Aug 16	8:30 AM	15 min	8,573.00	2143.25	0.00	0.00	0.00	0.00	0.00	0.00	0.00	0.00
Aug 16	8:45 AM	15 min	8,573.00	2143.25	0.00	0.00	0.00	0.00	0.00	0.00	0.00	0.00
Aug 16	9:00 AM	15 min	8,573.00	2143.25	0.00	0.00	0.00	0.00	0.00	0.00	0.00	0.00
Aug 16	9:15 AM	15 min	8,573.00	2143.25	0.00	0.00	0.00	0.00	0.00	0.00	0.00	0.00
Aug 16	9:30 AM	15 min	8,573.00	2143.25	0.00	0.00	0.00	0.00	0.00	0.00	0.00	0.00
Aug 16	9:45 AM	15 min	8,573.00	2143.25	0.00	0.00	0.00	0.00	0.00	0.00	0.00	0.00
Aug 16	10:00 AM	15 min	8,573.00	2143.25	0.00	0.00	0.00	0.00	0.00	0.00	0.00	0.00
Aug 16	10:15 AM	15 min	8,573.00	2143.25	0.00	0.00	0.00	0.00	0.00	0.00	0.00	0.00
Aug 16	10:30 AM	15 min	8,573.00	2143.25	0.00	0.00	0.00	0.00	0.00	0.00	0.00	0.00
Aug 16	10:45 AM	15 min	8,573.00	2140.33	0.00	0.00	0.00	0.00	0.00	0.00	0.00	0.00
Aug 16	11:00 AM	15 min	8,549.64	2003.59	0.00	0.00	0.00	0.00	0.00	0.00	0.00	0.00
Aug 16	11:15 AM	15 min	7,479.12	1629.49	0.00	0.00	0.00	0.00	0.00	0.00	0.00	0.00
Aug 16	11:30 AM	15 min	5,556.81	1133.50	0.00	0.00	0.00	0.00	0.00	0.00	0.00	0.00
Aug 16	11:45 AM	15 min	3,511.19	776.03	0.00	0.00	0.00	0.00	0.00	0.00	0.00	0.00
Aug 16	12:00 PM	15 min	2,697.05	673.27	0.00	0.00	0.00	0.00	0.00	4.20	0.00	4.20
Aug 16	12:15 PM	15 min	2,689.11	663.60	0.00	0.00	0.00	0.00	33.58	22.06	33.58	22.06
Aug 16	12:30 PM	15 min	2,619.72	639.10	0.00	0.00	0.00	0.00	142.91	54.75	142.91	54.75
Aug 16	12:45 PM	15 min	2,493.10	605.08	0.00	0.00	0.00	0.00	295.08	99.33	295.08	99.33
Aug 16	1:00 PM	15 min	2,347.53	568.04	0.00	0.00	0.00	0.00	499.53	159.54	499.53	159.54
Aug 16	1:15 PM	15 min	2,196.76	529.51	0.00	0.00	0.00	0.00	776.78	243.01	776.78	243.01
Aug 16	1:30 PM	15 min	2,039.30	489.19	0.00	0.00	0.00	0.00	1,167.30	339.47	1,167.30	339.47
Aug 16	1:45 PM	15 min	1,874.25	446.75	0.00	0.00	0.00	0.00	1,548.43	425.81	1,548.43	425.81
Aug 16	2:00 PM	15 min	1,699.74	401.54	0.00	0.00	0.00	0.00	1,858.08	498.26	1,858.08	498.26
Aug 16	2:15 PM	15 min	1,512.60	351.57	0.00	0.00	0.00	0.00	2,128.03	561.07	2,128.03	561.07
Aug 16	2:30 PM	15 min	1,299.98	312.00	0.00	0.00	0.00	0.00	2,360.52	631.39	2,360.52	631.39
Aug 16	2:45 PM	15 min	1,196.02	313.31	0.00	0.00	0.00	0.00	2,690.60	756.88	2,690.60	756.88
Aug 16	3:00 PM	15 min	1,310.44	370.61	0.00	0.00	0.00	0.00	3,364.46	950.52	3,364.46	950.52
Aug 16	3:15 PM	15 min	1,654.42	466.04	0.00	0.00	0.00	0.00	4,239.67	1159.43	4,239.67	1159.43
Aug 16	3:30 PM	15 min	2,073.87	576.75	0.00	0.00	0.00	0.00	5,035.80	1300.93	5,035.80	1300.93
Aug 16	3:45 PM	15 min	2,540.15	701.47	0.00	0.00	0.00	0.00	5,371.65	1331.13	5,371.65	1331.13
Aug 16	4:00 PM	15 min	3,071.65	837.45	0.00	0.00	0.00	0.00	5,277.36	1274.80	5,277.36	1274.80
Aug 16	4:15 PM	15 min	3,627.92	967.14	0.00	0.00	0.00	0.00	4,921.03	1173.11	4,921.03	1173.11
Aug 16	4:30 PM	15 min	4,109.17	1071.16	0.00	0.00	0.00	0.00	4,463.83	1072.09	4,463.83	1072.09
Aug 16	4:45 PM	15 min	4,460.15	1137.22	0.00	0.00	0.00	0.00	4,112.85	1006.03	4,112.85	1006.03
Aug 16	5:00 PM	15 min	4,637.62	1239.43	0.00	0.00	0.00	0.00	3,935.38	903.82	3,935.38	903.82
Aug 16	5:15 PM	15 min	5,277.81	1443.93	0.00	0.00	0.00	0.00	3,295.19	699.32	3,295.19	699.32
Aug 16	5:30 PM	15 min	6,273.63	1615.79	0.00	0.00	0.00	0.00	2,299.37	527.46	2,299.37	527.46
Aug 16	5:45 PM	15 min	6,652.72	1756.83	0.00	0.00	0.00	0.00	1,920.28	386.42	1,920.28	386.42
Aug 16	6:00 PM	15 min	7,401.96	1996.87	0.00	0.00	0.00	0.00	1,171.04	146.38	1,171.04	146.38
Aug 16	6:15 PM	15 min	8,573.00	2143.25	0.00	0.00	0.00	0.00	0.00	0.00	0.00	0.00
Aug 16	6:30 PM	15 min	8,573.00	2143.25	0.00	0.00	0.00	0.00	0.00	0.00	0.00	0.00
Aug 16	6:45 PM	15 min	8,573.00	2143.25	0.00	0.00	0.00	0.00	0.00	0.00	0.00	0.00
Aug 16	7:00 PM	1 min	8,573.00	171.46	0.00	0.00	0.00	0.00	0.00	0.00	0.00	0.00
Aug 16	7:01 PM	0 min	8,573.00		0.00		0.00		0.00		0.00	

BLOCK 1 / 160 FOLSOM STREET

Quantitative Shading Calculations for Howard/Fremont Plaza

Analysis Run: 10/13/2015

Technician: AP

EXAMPLE	Existing Shading
EXAMPLE	No new shading from Project / Project Alternative
EXAMPLE	New Shading from Project / Project Alternative
EXAMPLE	No new shading from Project / Project Alternative + Cumulative
EXAMPLE	New Shading from Project / Project Alternative + Cumulative

Date	Start Time	Duration	Current Park Shading		New Shadow: Project @ 400'		New Shadow: Project @ 300'		New Shadow: Project @ 400' + Cumulative		New Shadow: Project @ 300' + Cumulative	
			Shadow Area (sf)	Shading (sfh)	Shadow Area (sf)	Shading (sfh)	Shadow Area (sf)	Shading (sfh)	Shadow Area (sf)	Shading (sfh)	Shadow Area (sf)	Shading (sfh)
Aug 23	7:32 AM	13 min	7,554.02	387.03	1,018.98	25.47	1,018.98	25.47	1,018.98	40.32	1,018.98	40.32
Aug 23	7:45 AM	15 min	7,927.35	2034.60	0.00	0.00	0.00	0.00	593.88	74.24	593.88	74.24
Aug 23	8:00 AM	15 min	8,349.49	2115.31	0.00	0.00	0.00	0.00	0.00	0.00	0.00	0.00
Aug 23	8:15 AM	15 min	8,573.00	2143.25	0.00	0.00	0.00	0.00	0.00	0.00	0.00	0.00
Aug 23	8:30 AM	15 min	8,573.00	2143.25	0.00	0.00	0.00	0.00	0.00	0.00	0.00	0.00
Aug 23	8:45 AM	15 min	8,573.00	2143.25	0.00	0.00	0.00	0.00	0.00	0.00	0.00	0.00
Aug 23	9:00 AM	15 min	8,573.00	2143.25	0.00	0.00	0.00	0.00	0.00	0.00	0.00	0.00
Aug 23	9:15 AM	15 min	8,573.00	2143.25	0.00	0.00	0.00	0.00	0.00	0.00	0.00	0.00
Aug 23	9:30 AM	15 min	8,573.00	2143.25	0.00	0.00	0.00	0.00	0.00	0.00	0.00	0.00
Aug 23	9:45 AM	15 min	8,573.00	2143.25	0.00	0.00	0.00	0.00	0.00	0.00	0.00	0.00
Aug 23	10:00 AM	15 min	8,573.00	2143.25	0.00	0.00	0.00	0.00	0.00	0.00	0.00	0.00
Aug 23	10:15 AM	15 min	8,573.00	2143.25	0.00	0.00	0.00	0.00	0.00	0.00	0.00	0.00
Aug 23	10:30 AM	15 min	8,573.00	2143.25	0.00	0.00	0.00	0.00	0.00	0.00	0.00	0.00
Aug 23	10:45 AM	15 min	8,573.00	2089.16	0.00	0.00	0.00	0.00	0.00	0.00	0.00	0.00
Aug 23	11:00 AM	15 min	8,140.29	1822.09	0.00	0.00	0.00	0.00	0.00	0.00	0.00	0.00
Aug 23	11:15 AM	15 min	6,436.40	1370.45	0.00	0.00	0.00	0.00	0.00	0.00	0.00	0.00
Aug 23	11:30 AM	15 min	4,527.24	916.51	0.00	0.00	0.00	0.00	0.00	0.00	0.00	0.00
Aug 23	11:45 AM	15 min	2,804.84	698.52	0.00	0.00	0.00	0.00	0.00	0.21	0.00	0.21
Aug 23	12:00 PM	15 min	2,783.35	709.69	0.00	0.00	0.00	0.00	1.70	9.13	1.70	9.13
Aug 23	12:15 PM	15 min	2,894.19	716.78	0.00	0.00	0.00	0.00	71.37	32.43	71.37	32.43
Aug 23	12:30 PM	15 min	2,840.01	697.42	0.00	0.00	0.00	0.00	188.10	66.13	188.10	66.13
Aug 23	12:45 PM	15 min	2,739.31	666.75	0.00	0.00	0.00	0.00	340.92	110.20	340.92	110.20
Aug 23	1:00 PM	15 min	2,594.69	629.20	0.00	0.00	0.00	0.00	540.67	168.41	540.67	168.41
Aug 23	1:15 PM	5 min	2,438.90	603.09	0.00	0.00	0.00	0.00	806.58	215.29	806.58	215.29
Aug 23	1:20 PM	24 min	2,385.83	561.86	0.00	0.00	0.00	0.00	915.72	305.17	915.72	305.17
Aug 23	1:45 PM	15 min	2,109.06	505.15	0.00	0.00	0.00	0.00	1,525.67	418.08	1,525.67	418.08
Aug 23	2:00 PM	15 min	1,932.13	459.38	0.00	0.00	0.00	0.00	1,818.99	485.63	1,818.99	485.63
Aug 23	2:15 PM	15 min	1,742.92	409.78	0.00	0.00	0.00	0.00	2,066.08	546.22	2,066.08	546.22
Aug 23	2:30 PM	15 min	1,535.35	360.36	0.00	0.00	0.00	0.00	2,303.66	605.64	2,303.66	605.64
Aug 23	2:45 PM	15 min	1,347.55	360.73	0.00	0.00	0.00	0.00	2,541.50	699.96	2,541.50	699.96
Aug 23	3:00 PM	15 min	1,538.31	434.72	0.00	0.00	0.00	0.00	3,058.19	864.32	3,058.19	864.32
Aug 23	3:15 PM	15 min	1,939.46	539.92	0.00	0.00	0.00	0.00	3,856.33	1057.07	3,856.33	1057.07
Aug 23	3:30 PM	15 min	2,379.87	655.29	0.00	0.00	0.00	0.00	4,600.21	1213.86	4,600.21	1213.86
Aug 23	3:45 PM	15 min	2,862.44	785.56	0.00	0.00	0.00	0.00	5,110.65	1261.33	5,110.65	1261.33
Aug 23	4:00 PM	15 min	3,422.03	927.78	0.00	0.00	0.00	0.00	4,980.01	1193.69	4,980.01	1193.69
Aug 23	4:15 PM	15 min	4,000.23	1065.77	0.00	0.00	0.00	0.00	4,569.50	1077.07	4,569.50	1077.07
Aug 23	4:30 PM	15 min	4,525.95	1176.25	0.00	0.00	0.00	0.00	4,047.03	967.00	4,047.03	967.00
Aug 23	4:45 PM	15 min	4,884.03	1240.29	0.00	0.00	0.00	0.00	3,688.97	902.96	3,688.97	902.96
Aug 23	5:00 PM	15 min	5,038.30	1369.21	0.00	0.00	0.00	0.00	3,534.70	774.04	3,534.70	774.04
Aug 23	5:15 PM	15 min	5,915.35	1641.97	0.00	0.00	0.00	0.00	2,657.65	501.28	2,657.65	501.28
Aug 23	5:30 PM	15 min	7,220.39	1859.23	0.00	0.00	0.00	0.00	1,352.61	284.02	1,352.61	284.02
Aug 23	5:45 PM	15 min	7,653.43	2006.11	0.00	0.00	0.00	0.00	919.57	137.14	919.57	137.14
Aug 23	6:00 PM	15 min	8,395.41	2121.05	0.00	0.00	0.00	0.00	177.59	22.20	177.59	22.20
Aug 23	6:15 PM	15 min	8,573.00	2143.25	0.00	0.00	0.00	0.00	0.00	0.00	0.00	0.00
Aug 23	6:30 PM	15 min	8,573.00	2143.25	0.00	0.00	0.00	0.00	0.00	0.00	0.00	0.00
Aug 23	6:45 PM	6 min	8,573.00	2143.25	0.00	0.00	0.00	0.00	0.00	0.00	0.00	0.00
Aug 23	6:51 PM	0 min	8,573.00		0.00		0.00		0.00		0.00	

BLOCK 1 / 160 FOLSOM STREET

Quantitative Shading Calculations for Howard/Fremont Plaza

Analysis Run: 10/13/2015

Technician: AP

EXAMPLE	Existing Shading	EXAMPLE	No new shading from Project / Project Alternative
		EXAMPLE	New Shading from Project / Project Alternative
EXAMPLE	No new shading from Project / Project Alternative + Cumulative		
EXAMPLE	New Shading from Project / Project Alternative + Cumulative		

Date	Start Time	Duration	Current Park Shading		New Shadow: Project @ 400'		New Shadow: Project @ 300'		New Shadow: Project @ 400' + Cumulative		New Shadow: Project @ 300' + Cumulative	
			Shadow Area (sf)	Shading (sfh)	Shadow Area (sf)	Shading (sfh)	Shadow Area (sf)	Shading (sfh)	Shadow Area (sf)	Shading (sfh)	Shadow Area (sf)	Shading (sfh)
Aug 30	7:38 AM	7 min	8,184.54	993.17	0.00	0.00	0.00	0.00	388.46	33.84	388.46	33.84
Aug 30	7:45 AM	15 min	8,368.21	2117.65	0.00	0.00	0.00	0.00	175.49	21.94	175.49	21.94
Aug 30	8:00 AM	15 min	8,573.00	2143.25	0.00	0.00	0.00	0.00	0.00	0.00	0.00	0.00
Aug 30	8:15 AM	15 min	8,573.00	2143.25	0.00	0.00	0.00	0.00	0.00	0.00	0.00	0.00
Aug 30	8:30 AM	15 min	8,573.00	2143.25	0.00	0.00	0.00	0.00	0.00	0.00	0.00	0.00
Aug 30	8:45 AM	15 min	8,573.00	2143.25	0.00	0.00	0.00	0.00	0.00	0.00	0.00	0.00
Aug 30	9:00 AM	15 min	8,573.00	2143.25	0.00	0.00	0.00	0.00	0.00	0.00	0.00	0.00
Aug 30	9:15 AM	15 min	8,573.00	2143.25	0.00	0.00	0.00	0.00	0.00	0.00	0.00	0.00
Aug 30	9:30 AM	15 min	8,573.00	2143.25	0.00	0.00	0.00	0.00	0.00	0.00	0.00	0.00
Aug 30	9:45 AM	15 min	8,573.00	2143.25	0.00	0.00	0.00	0.00	0.00	0.00	0.00	0.00
Aug 30	10:00 AM	15 min	8,573.00	2143.25	0.00	0.00	0.00	0.00	0.00	0.00	0.00	0.00
Aug 30	10:15 AM	15 min	8,573.00	2143.25	0.00	0.00	0.00	0.00	0.00	0.00	0.00	0.00
Aug 30	10:30 AM	15 min	8,573.00	2132.80	0.00	0.00	0.00	0.00	0.00	0.00	0.00	0.00
Aug 30	10:45 AM	15 min	8,489.43	1957.50	0.00	0.00	0.00	0.00	0.00	0.00	0.00	0.00
Aug 30	11:00 AM	15 min	7,170.60	1559.04	0.00	0.00	0.00	0.00	0.00	0.00	0.00	0.00
Aug 30	11:15 AM	15 min	5,301.69	1084.30	0.00	0.00	0.00	0.00	0.00	0.00	0.00	0.00
Aug 30	11:30 AM	15 min	3,372.69	764.74	0.00	0.00	0.00	0.00	0.00	0.00	0.00	0.00
Aug 30	11:45 AM	15 min	2,745.22	704.72	0.00	0.00	0.00	0.00	0.00	3.08	0.00	3.08
Aug 30	12:00 PM	15 min	2,892.58	739.42	0.00	0.00	0.00	0.00	24.64	17.39	24.64	17.39
Aug 30	12:15 PM	15 min	3,022.77	762.22	0.00	0.00	0.00	0.00	114.47	43.77	114.47	43.77
Aug 30	12:30 PM	15 min	3,074.99	759.40	0.00	0.00	0.00	0.00	235.73	78.01	235.73	78.01
Aug 30	12:45 PM	15 min	3,000.22	733.28	0.00	0.00	0.00	0.00	388.32	121.53	388.32	121.53
Aug 30	1:00 PM	15 min	2,865.98	696.41	0.00	0.00	0.00	0.00	583.90	178.00	583.90	178.00
Aug 30	1:15 PM	15 min	2,705.30	655.61	0.00	0.00	0.00	0.00	840.12	252.90	840.12	252.90
Aug 30	1:30 PM	15 min	2,539.61	613.41	0.00	0.00	0.00	0.00	1,183.06	336.78	1,183.06	336.78
Aug 30	1:45 PM	15 min	2,367.67	569.40	0.00	0.00	0.00	0.00	1,511.16	412.43	1,511.16	412.43
Aug 30	2:00 PM	15 min	2,187.51	522.99	0.00	0.00	0.00	0.00	1,788.28	476.52	1,788.28	476.52
Aug 30	2:15 PM	15 min	1,996.41	478.02	0.00	0.00	0.00	0.00	2,023.89	534.69	2,023.89	534.69
Aug 30	2:30 PM	15 min	1,827.77	448.10	0.00	0.00	0.00	0.00	2,253.66	585.66	2,253.66	585.66
Aug 30	2:45 PM	15 min	1,757.02	453.54	0.00	0.00	0.00	0.00	2,431.65	663.61	2,431.65	663.61
Aug 30	3:00 PM	15 min	1,871.28	519.08	0.00	0.00	0.00	0.00	2,877.26	798.43	2,877.26	798.43
Aug 30	3:15 PM	15 min	2,281.36	627.49	0.00	0.00	0.00	0.00	3,510.21	962.52	3,510.21	962.52
Aug 30	3:30 PM	15 min	2,738.54	747.06	0.00	0.00	0.00	0.00	4,189.99	1113.67	4,189.99	1113.67
Aug 30	3:45 PM	15 min	3,237.95	877.34	0.00	0.00	0.00	0.00	4,719.40	1173.82	4,719.40	1173.82
Aug 30	4:00 PM	15 min	3,780.78	1025.14	0.00	0.00	0.00	0.00	4,671.14	1102.98	4,671.14	1102.98
Aug 30	4:15 PM	15 min	4,420.32	1177.82	0.00	0.00	0.00	0.00	4,152.68	965.43	4,152.68	965.43
Aug 30	4:30 PM	15 min	5,002.23	1296.61	0.00	0.00	0.00	0.00	3,570.77	846.64	3,570.77	846.64
Aug 30	4:45 PM	15 min	5,370.63	1360.06	0.00	0.00	0.00	0.00	3,202.37	783.19	3,202.37	783.19
Aug 30	5:00 PM	15 min	5,509.85	1640.23	0.00	0.00	0.00	0.00	3,063.15	503.02	3,063.15	503.02
Aug 30	5:15 PM	15 min	7,612.01	2023.13	0.00	0.00	0.00	0.00	960.99	120.12	960.99	120.12
Aug 30	5:30 PM	15 min	8,573.00	2125.65	0.00	0.00	0.00	0.00	0.00	17.60	0.00	17.60
Aug 30	5:45 PM	15 min	8,432.19	2125.65	0.00	0.00	0.00	0.00	140.81	17.60	140.81	17.60
Aug 30	6:00 PM	15 min	8,573.00	2143.25	0.00	0.00	0.00	0.00	0.00	0.00	0.00	0.00
Aug 30	6:15 PM	15 min	8,573.00	2143.25	0.00	0.00	0.00	0.00	0.00	0.00	0.00	0.00
Aug 30	6:30 PM	11 min	8,573.00	1628.87	0.00	0.00	0.00	0.00	0.00	0.00	0.00	0.00
Aug 30	6:41 PM	0 min	8,573.00		0.00		0.00		0.00		0.00	

BLOCK 1 / 160 FOLSOM STREET

Quantitative Shading Calculations for Howard/Fremont Plaza

Analysis Run: 10/13/2015

Technician: AP

EXAMPLE	Existing Shading	EXAMPLE	No new shading from Project / Project Alternative
		EXAMPLE	New Shading from Project / Project Alternative
EXAMPLE	No new shading from Project / Project Alternative + Cumulative		
EXAMPLE	New Shading from Project / Project Alternative + Cumulative		

Date	Start Time	Duration	Current Park Shading		New Shadow: Project @ 400'		New Shadow: Project @ 300'		New Shadow: Project @ 400' + Cumulative		New Shadow: Project @ 300' + Cumulative	
			Shadow Area (sf)	Shading (sfh)	Shadow Area (sf)	Shading (sfh)	Shadow Area (sf)	Shading (sfh)	Shadow Area (sf)	Shading (sfh)	Shadow Area (sf)	Shading (sfh)
Sep 6	7:44 AM	1 min	8,573.00	171.46	0.00	0.00	0.00	0.00	0.00	0.00	0.00	0.00
Sep 6	7:45 AM	15 min	8,573.00	2143.25	0.00	0.00	0.00	0.00	0.00	0.00	0.00	0.00
Sep 6	8:00 AM	15 min	8,573.00	2143.25	0.00	0.00	0.00	0.00	0.00	0.00	0.00	0.00
Sep 6	8:15 AM	15 min	8,573.00	2143.25	0.00	0.00	0.00	0.00	0.00	0.00	0.00	0.00
Sep 6	8:30 AM	15 min	8,573.00	2143.25	0.00	0.00	0.00	0.00	0.00	0.00	0.00	0.00
Sep 6	8:45 AM	15 min	8,573.00	2143.25	0.00	0.00	0.00	0.00	0.00	0.00	0.00	0.00
Sep 6	9:00 AM	15 min	8,573.00	2143.25	0.00	0.00	0.00	0.00	0.00	0.00	0.00	0.00
Sep 6	9:15 AM	15 min	8,573.00	2143.25	0.00	0.00	0.00	0.00	0.00	0.00	0.00	0.00
Sep 6	9:30 AM	15 min	8,573.00	2143.25	0.00	0.00	0.00	0.00	0.00	0.00	0.00	0.00
Sep 6	9:45 AM	15 min	8,573.00	2143.25	0.00	0.00	0.00	0.00	0.00	0.00	0.00	0.00
Sep 6	10:00 AM	15 min	8,573.00	2143.25	0.00	0.00	0.00	0.00	0.00	0.00	0.00	0.00
Sep 6	10:15 AM	15 min	8,573.00	2143.25	0.00	0.00	0.00	0.00	0.00	0.00	0.00	0.00
Sep 6	10:30 AM	15 min	8,573.00	2055.85	0.00	0.00	0.00	0.00	0.00	0.00	0.00	0.00
Sep 6	10:45 AM	15 min	7,873.80	1745.41	0.00	0.00	0.00	0.00	0.00	0.00	0.00	0.00
Sep 6	11:00 AM	15 min	6,089.51	1274.95	0.00	0.00	0.00	0.00	0.00	0.00	0.00	0.00
Sep 6	11:15 AM	15 min	4,110.08	860.11	0.00	0.00	0.00	0.00	0.00	0.00	0.00	0.00
Sep 6	11:30 AM	15 min	2,770.76	704.92	0.00	0.00	0.00	0.00	0.00	0.27	0.00	0.27
Sep 6	11:45 AM	15 min	2,868.63	736.61	0.00	0.00	0.00	0.00	2.17	7.83	2.17	7.83
Sep 6	12:00 PM	15 min	3,024.22	772.82	0.00	0.00	0.00	0.00	60.50	27.53	60.50	27.53
Sep 6	12:15 PM	15 min	3,158.33	804.73	0.00	0.00	0.00	0.00	159.74	55.49	159.74	55.49
Sep 6	12:30 PM	15 min	3,279.50	819.43	0.00	0.00	0.00	0.00	284.21	90.04	284.21	90.04
Sep 6	12:45 PM	15 min	3,275.98	804.94	0.00	0.00	0.00	0.00	436.10	132.98	436.10	132.98
Sep 6	1:00 PM	15 min	3,163.52	770.14	0.00	0.00	0.00	0.00	627.72	187.89	627.72	187.89
Sep 6	1:15 PM	15 min	2,997.56	728.10	0.00	0.00	0.00	0.00	875.36	259.21	875.36	259.21
Sep 6	1:30 PM	15 min	2,827.22	684.85	0.00	0.00	0.00	0.00	1,198.31	337.63	1,198.31	337.63
Sep 6	1:45 PM	15 min	2,651.59	640.03	0.00	0.00	0.00	0.00	1,502.76	408.38	1,502.76	408.38
Sep 6	2:00 PM	15 min	2,468.61	596.67	0.00	0.00	0.00	0.00	1,764.28	469.19	1,764.28	469.19
Sep 6	2:15 PM	15 min	2,304.77	578.06	0.00	0.00	0.00	0.00	1,989.22	523.18	1,989.22	523.18
Sep 6	2:30 PM	15 min	2,319.69	575.20	0.00	0.00	0.00	0.00	2,196.23	572.20	2,196.23	572.20
Sep 6	2:45 PM	15 min	2,281.89	575.80	0.00	0.00	0.00	0.00	2,381.35	633.03	2,381.35	633.03
Sep 6	3:00 PM	15 min	2,324.50	625.32	0.00	0.00	0.00	0.00	2,682.92	735.86	2,682.92	735.86
Sep 6	3:15 PM	15 min	2,678.06	725.47	0.00	0.00	0.00	0.00	3,203.92	876.60	3,203.92	876.60
Sep 6	3:30 PM	15 min	3,125.70	839.10	0.00	0.00	0.00	0.00	3,808.87	1007.03	3,808.87	1007.03
Sep 6	3:45 PM	15 min	3,587.07	970.74	0.00	0.00	0.00	0.00	4,247.35	1070.32	4,247.35	1070.32
Sep 6	4:00 PM	15 min	4,178.88	1134.45	0.00	0.00	0.00	0.00	4,315.18	998.93	4,315.18	998.93
Sep 6	4:15 PM	15 min	4,896.72	1308.63	0.00	0.00	0.00	0.00	3,676.28	834.62	3,676.28	834.62
Sep 6	4:30 PM	15 min	5,572.30	1451.92	0.00	0.00	0.00	0.00	3,000.70	691.33	3,000.70	691.33
Sep 6	4:45 PM	15 min	6,043.03	1528.87	0.00	0.00	0.00	0.00	2,529.97	614.38	2,529.97	614.38
Sep 6	5:00 PM	15 min	6,187.90	1842.95	0.00	0.00	0.00	0.00	2,385.10	300.30	2,385.10	300.30
Sep 6	5:15 PM	15 min	8,555.72	2141.09	0.00	0.00	0.00	0.00	17.28	2.16	17.28	2.16
Sep 6	5:30 PM	15 min	8,573.00	2143.25	0.00	0.00	0.00	0.00	0.00	0.00	0.00	0.00
Sep 6	5:45 PM	15 min	8,573.00	2143.25	0.00	0.00	0.00	0.00	0.00	0.00	0.00	0.00
Sep 6	6:00 PM	15 min	8,573.00	2143.25	0.00	0.00	0.00	0.00	0.00	0.00	0.00	0.00
Sep 6	6:15 PM	15 min	8,573.00	2143.25	0.00	0.00	0.00	0.00	0.00	0.00	0.00	0.00
Sep 6	6:30 PM	1 min	8,573.00	171.46	0.00	0.00	0.00	0.00	0.00	0.00	0.00	0.00
Sep 6	6:31 PM	0 min	8,573.00		0.00		0.00		0.00		0.00	

BLOCK 1 / 160 FOLSOM STREET

Quantitative Shading Calculations for Howard/Fremont Plaza

EXAMPLE	Existing Shading	EXAMPLE	No new shading from Project / Project Alternative
EXAMPLE	New Shading from Project / Project Alternative	EXAMPLE	No new shading from Project / Project Alternative + Cumulative
EXAMPLE	New Shading from Project / Project Alternative + Cumulative		

Analysis Run: 10/13/2015

Technician: AP

Date	Start Time	Duration	Current Park Shading		New Shadow: Project @ 400'		New Shadow: Project @ 300'		New Shadow: Project @ 400' + Cumulative		New Shadow: Project @ 300' + Cumulative	
			Shadow Area (sf)	Shading (sfh)	Shadow Area (sf)	Shading (sfh)	Shadow Area (sf)	Shading (sfh)	Shadow Area (sf)	Shading (sfh)	Shadow Area (sf)	Shading (sfh)
Sep 13	7:50 AM	10 min	8,573.00	1457.41	0.00	0.00	0.00	0.00	0.00	0.00	0.00	0.00
Sep 13	8:00 AM	15 min	8,573.00	2143.25	0.00	0.00	0.00	0.00	0.00	0.00	0.00	0.00
Sep 13	8:15 AM	15 min	8,573.00	2143.25	0.00	0.00	0.00	0.00	0.00	0.00	0.00	0.00
Sep 13	8:30 AM	15 min	8,573.00	2143.25	0.00	0.00	0.00	0.00	0.00	0.00	0.00	0.00
Sep 13	8:45 AM	15 min	8,573.00	2143.25	0.00	0.00	0.00	0.00	0.00	0.00	0.00	0.00
Sep 13	9:00 AM	15 min	8,573.00	2143.25	0.00	0.00	0.00	0.00	0.00	0.00	0.00	0.00
Sep 13	9:15 AM	15 min	8,573.00	2143.25	0.00	0.00	0.00	0.00	0.00	0.00	0.00	0.00
Sep 13	9:30 AM	15 min	8,573.00	2143.25	0.00	0.00	0.00	0.00	0.00	0.00	0.00	0.00
Sep 13	9:45 AM	15 min	8,573.00	2143.25	0.00	0.00	0.00	0.00	0.00	0.00	0.00	0.00
Sep 13	10:00 AM	15 min	8,573.00	2143.25	0.00	0.00	0.00	0.00	0.00	0.00	0.00	0.00
Sep 13	10:15 AM	15 min	8,573.00	2120.13	0.00	0.00	0.00	0.00	0.00	0.00	0.00	0.00
Sep 13	10:30 AM	15 min	8,388.07	1912.18	0.00	0.00	0.00	0.00	0.00	0.00	0.00	0.00
Sep 13	10:45 AM	15 min	6,909.38	1498.75	0.00	0.00	0.00	0.00	0.00	0.00	0.00	0.00
Sep 13	11:00 AM	15 min	5,080.66	1035.43	0.00	0.00	0.00	0.00	0.00	0.00	0.00	0.00
Sep 13	11:15 AM	15 min	3,202.75	755.00	0.00	0.00	0.00	0.00	0.00	0.00	0.00	0.00
Sep 13	11:30 AM	15 min	2,837.26	732.01	0.00	0.00	0.00	0.00	0.00	3.08	0.00	3.08
Sep 13	11:45 AM	15 min	3,018.78	774.75	0.00	0.00	0.00	0.00	24.64	15.71	24.64	15.71
Sep 13	12:00 PM	15 min	3,179.19	813.04	0.00	0.00	0.00	0.00	101.03	38.29	101.03	38.29
Sep 13	12:15 PM	15 min	3,325.14	847.34	0.00	0.00	0.00	0.00	205.26	67.20	205.26	67.20
Sep 13	12:30 PM	15 min	3,453.59	876.11	0.00	0.00	0.00	0.00	332.32	101.90	332.32	101.90
Sep 13	12:45 PM	15 min	3,555.31	878.54	0.00	0.00	0.00	0.00	482.91	144.20	482.91	144.20
Sep 13	1:00 PM	15 min	3,472.99	848.70	0.00	0.00	0.00	0.00	670.66	197.63	670.66	197.63
Sep 13	1:15 PM	15 min	3,316.63	807.35	0.00	0.00	0.00	0.00	910.38	265.66	910.38	265.66
Sep 13	1:30 PM	15 min	3,142.19	763.19	0.00	0.00	0.00	0.00	1,214.90	339.13	1,214.90	339.13
Sep 13	1:45 PM	15 min	2,963.33	718.47	0.00	0.00	0.00	0.00	1,498.12	405.42	1,498.12	405.42
Sep 13	2:00 PM	15 min	2,784.42	698.74	0.00	0.00	0.00	0.00	1,745.22	463.15	1,745.22	463.15
Sep 13	2:15 PM	15 min	2,805.50	705.17	0.00	0.00	0.00	0.00	1,959.97	513.55	1,959.97	513.55
Sep 13	2:30 PM	15 min	2,835.83	708.86	0.00	0.00	0.00	0.00	2,148.47	560.55	2,148.47	560.55
Sep 13	2:45 PM	15 min	2,835.01	707.50	0.00	0.00	0.00	0.00	2,335.94	610.60	2,335.94	610.60
Sep 13	3:00 PM	15 min	2,825.02	736.80	0.00	0.00	0.00	0.00	2,548.85	690.79	2,548.85	690.79
Sep 13	3:15 PM	15 min	3,069.40	817.98	0.00	0.00	0.00	0.00	2,977.44	805.04	2,977.44	805.04
Sep 13	3:30 PM	15 min	3,474.43	930.85	0.00	0.00	0.00	0.00	3,462.91	907.11	3,462.91	907.11
Sep 13	3:45 PM	15 min	3,972.38	1074.35	0.00	0.00	0.00	0.00	3,794.00	950.55	3,794.00	950.55
Sep 13	4:00 PM	15 min	4,622.40	1274.12	0.00	0.00	0.00	0.00	3,810.39	851.60	3,810.39	851.60
Sep 13	4:15 PM	15 min	5,570.59	1511.98	0.00	0.00	0.00	0.00	3,002.41	631.27	3,002.41	631.27
Sep 13	4:30 PM	15 min	6,525.24	1699.74	0.00	0.00	0.00	0.00	2,047.76	443.51	2,047.76	443.51
Sep 13	4:45 PM	15 min	7,072.65	1790.90	0.00	0.00	0.00	0.00	1,500.35	352.35	1,500.35	352.35
Sep 13	5:00 PM	15 min	7,254.56	1976.47	0.00	0.00	0.00	0.00	1,318.44	166.78	1,318.44	166.78
Sep 13	5:15 PM	15 min	8,557.22	2141.28	0.00	0.00	0.00	0.00	15.78	1.97	15.78	1.97
Sep 13	5:30 PM	15 min	8,573.00	2143.25	0.00	0.00	0.00	0.00	0.00	0.00	0.00	0.00
Sep 13	5:45 PM	15 min	8,573.00	2143.25	0.00	0.00	0.00	0.00	0.00	0.00	0.00	0.00
Sep 13	6:00 PM	15 min	8,573.00	2143.25	0.00	0.00	0.00	0.00	0.00	0.00	0.00	0.00
Sep 13	6:15 PM	5 min	8,573.00	771.57	0.00	0.00	0.00	0.00	0.00	0.00	0.00	0.00
Sep 13	6:20 PM	0 min	8,573.00		0.00		0.00		0.00		0.00	

BLOCK 1 / 160 FOLSOM STREET

Quantitative Shading Calculations for Howard/Fremont Plaza

EXAMPLE	Existing Shading	EXAMPLE	No new shading from Project / Project Alternative
		EXAMPLE	New Shading from Project / Project Alternative
EXAMPLE	No new shading from Project / Project Alternative + Cumulative		
EXAMPLE	New Shading from Project / Project Alternative + Cumulative		

Analysis Run: 10/13/2015

Technician: AP

Date	Start Time	Duration	Current Park Shading		New Shadow: Project @ 400'		New Shadow: Project @ 300'		New Shadow: Project @ 400' + Cumulative		New Shadow: Project @ 300' + Cumulative	
			Shadow Area (sf)	Shading (sfh)	Shadow Area (sf)	Shading (sfh)	Shadow Area (sf)	Shading (sfh)	Shadow Area (sf)	Shading (sfh)	Shadow Area (sf)	Shading (sfh)
Sep 20	7:56 AM	5 min	8,573.00	685.84	0.00	0.00	0.00	0.00	0.00	0.00	0.00	0.00
Sep 20	8:00 AM	15 min	8,573.00	2143.25	0.00	0.00	0.00	0.00	0.00	0.00	0.00	0.00
Sep 20	8:15 AM	15 min	8,573.00	2143.25	0.00	0.00	0.00	0.00	0.00	0.00	0.00	0.00
Sep 20	8:30 AM	15 min	8,573.00	2143.25	0.00	0.00	0.00	0.00	0.00	0.00	0.00	0.00
Sep 20	8:45 AM	15 min	8,573.00	2143.25	0.00	0.00	0.00	0.00	0.00	0.00	0.00	0.00
Sep 20	9:00 AM	15 min	8,573.00	2143.25	0.00	0.00	0.00	0.00	0.00	0.00	0.00	0.00
Sep 20	9:15 AM	15 min	8,573.00	2143.25	0.00	0.00	0.00	0.00	0.00	0.00	0.00	0.00
Sep 20	9:30 AM	15 min	8,573.00	2143.25	0.00	0.00	0.00	0.00	0.00	0.00	0.00	0.00
Sep 20	9:45 AM	15 min	8,573.00	2143.25	0.00	0.00	0.00	0.00	0.00	0.00	0.00	0.00
Sep 20	10:00 AM	15 min	8,573.00	2137.45	0.00	0.00	0.00	0.00	0.00	0.00	0.00	0.00
Sep 20	10:15 AM	15 min	8,526.58	2020.56	0.00	0.00	0.00	0.00	0.00	0.00	0.00	0.00
Sep 20	10:30 AM	15 min	7,637.91	1708.65	0.00	0.00	0.00	0.00	0.00	0.00	0.00	0.00
Sep 20	10:45 AM	15 min	6,031.30	1272.34	0.00	0.00	0.00	0.00	0.00	0.00	0.00	0.00
Sep 20	11:00 AM	15 min	4,147.46	922.92	0.00	0.00	0.00	0.00	0.00	0.00	0.00	0.00
Sep 20	11:15 AM	15 min	3,235.94	800.36	0.00	0.00	0.00	0.00	0.00	0.55	0.00	0.55
Sep 20	11:30 AM	15 min	3,166.96	795.24	0.00	0.00	0.00	0.00	4.42	7.76	4.42	7.76
Sep 20	11:45 AM	15 min	3,194.92	820.21	0.00	0.00	0.00	0.00	57.65	24.82	57.65	24.82
Sep 20	12:00 PM	15 min	3,366.74	861.32	0.00	0.00	0.00	0.00	140.94	48.66	140.94	48.66
Sep 20	12:15 PM	15 min	3,523.85	897.15	0.00	0.00	0.00	0.00	248.32	78.32	248.32	78.32
Sep 20	12:30 PM	15 min	3,653.35	925.70	0.00	0.00	0.00	0.00	378.26	113.24	378.26	113.24
Sep 20	12:45 PM	15 min	3,752.26	945.01	0.00	0.00	0.00	0.00	527.63	154.90	527.63	154.90
Sep 20	1:00 PM	15 min	3,807.85	934.14	0.00	0.00	0.00	0.00	711.56	206.90	711.56	206.90
Sep 20	1:15 PM	15 min	3,665.28	894.19	0.00	0.00	0.00	0.00	943.62	271.81	943.62	271.81
Sep 20	1:30 PM	15 min	3,488.20	849.20	0.00	0.00	0.00	0.00	1,230.88	340.80	1,230.88	340.80
Sep 20	1:45 PM	15 min	3,305.40	821.80	0.00	0.00	0.00	0.00	1,495.53	403.12	1,495.53	403.12
Sep 20	2:00 PM	15 min	3,269.01	825.03	0.00	0.00	0.00	0.00	1,729.40	457.97	1,729.40	457.97
Sep 20	2:15 PM	15 min	3,331.19	837.34	0.00	0.00	0.00	0.00	1,934.40	506.24	1,934.40	506.24
Sep 20	2:30 PM	15 min	3,367.53	847.00	0.00	0.00	0.00	0.00	2,115.53	551.24	2,115.53	551.24
Sep 20	2:45 PM	15 min	3,408.44	840.33	0.00	0.00	0.00	0.00	2,294.38	591.86	2,294.38	591.86
Sep 20	3:00 PM	15 min	3,314.17	842.14	0.00	0.00	0.00	0.00	2,440.49	659.19	2,440.49	659.19
Sep 20	3:15 PM	15 min	3,422.96	909.91	0.00	0.00	0.00	0.00	2,833.06	749.09	2,833.06	749.09
Sep 20	3:30 PM	15 min	3,856.29	1031.89	0.00	0.00	0.00	0.00	3,159.69	814.66	3,159.69	814.66
Sep 20	3:45 PM	15 min	4,398.79	1237.58	0.00	0.00	0.00	0.00	3,357.56	770.72	3,357.56	770.72
Sep 20	4:00 PM	15 min	5,501.85	1551.01	0.00	0.00	0.00	0.00	2,808.22	559.37	2,808.22	559.37
Sep 20	4:15 PM	15 min	6,906.22	1856.10	0.00	0.00	0.00	0.00	1,666.78	287.15	1,666.78	287.15
Sep 20	4:30 PM	15 min	7,942.56	1985.03	0.00	0.00	0.00	0.00	630.44	158.22	630.44	158.22
Sep 20	4:45 PM	15 min	7,937.69	2007.48	0.00	0.00	0.00	0.00	635.31	135.77	635.31	135.77
Sep 20	5:00 PM	15 min	8,122.12	2086.89	0.00	0.00	0.00	0.00	450.88	56.36	450.88	56.36
Sep 20	5:15 PM	15 min	8,573.00	2143.25	0.00	0.00	0.00	0.00	0.00	0.00	0.00	0.00
Sep 20	5:30 PM	15 min	8,573.00	2143.25	0.00	0.00	0.00	0.00	0.00	0.00	0.00	0.00
Sep 20	5:45 PM	15 min	8,573.00	2143.25	0.00	0.00	0.00	0.00	0.00	0.00	0.00	0.00
Sep 20	6:00 PM	9 min	8,573.00	1285.95	0.00	0.00	0.00	0.00	0.00	0.00	0.00	0.00
Sep 20	6:09 PM	0 min	8,573.00		0.00		0.00		0.00		0.00	

BLOCK 1 / 160 FOLSOM STREET

Quantitative Shading Calculations for Howard/Fremont Plaza

EXAMPLE	Existing Shading	EXAMPLE	No new shading from Project / Project Alternative	EXAMPLE	No new shading from Project / Project Alternative + Cumulative
		EXAMPLE	New Shading from Project / Project Alternative	EXAMPLE	New Shading from Project / Project Alternative + Cumulative

Analysis Run: 10/13/2015

Technician: AP

Date	Start Time	Duration	Current Park Shading		New Shadow: Project @ 400'		New Shadow: Project @ 300'		New Shadow: Project @ 400' + Cumulative		New Shadow: Project @ 300' + Cumulative	
			Shadow Area (sf)	Shading (sfh)	Shadow Area (sf)	Shading (sfh)	Shadow Area (sf)	Shading (sfh)	Shadow Area (sf)	Shading (sfh)	Shadow Area (sf)	Shading (sfh)
Sep 27	8:02 AM	13 min	8,573.00	1886.06	0.00	0.00	0.00	0.00	0.00	0.00	0.00	0.00
Sep 27	8:15 AM	15 min	8,573.00	2143.25	0.00	0.00	0.00	0.00	0.00	0.00	0.00	0.00
Sep 27	8:30 AM	15 min	8,573.00	2143.25	0.00	0.00	0.00	0.00	0.00	0.00	0.00	0.00
Sep 27	8:45 AM	15 min	8,573.00	2143.25	0.00	0.00	0.00	0.00	0.00	0.00	0.00	0.00
Sep 27	9:00 AM	15 min	8,573.00	2143.25	0.00	0.00	0.00	0.00	0.00	0.00	0.00	0.00
Sep 27	9:15 AM	15 min	8,573.00	2143.25	0.00	0.00	0.00	0.00	0.00	0.00	0.00	0.00
Sep 27	9:30 AM	15 min	8,573.00	2143.25	0.00	0.00	0.00	0.00	0.00	0.00	0.00	0.00
Sep 27	9:45 AM	15 min	8,573.00	2143.25	0.00	0.00	0.00	0.00	0.00	0.00	0.00	0.00
Sep 27	10:00 AM	15 min	8,573.00	2099.67	0.00	0.00	0.00	0.00	0.00	0.00	0.00	0.00
Sep 27	10:15 AM	15 min	8,224.37	1897.63	0.00	0.00	0.00	0.00	0.00	0.00	0.00	0.00
Sep 27	10:30 AM	15 min	6,956.70	1524.66	0.00	0.00	0.00	0.00	0.00	0.00	0.00	0.00
Sep 27	10:45 AM	15 min	5,240.62	1133.36	0.00	0.00	0.00	0.00	0.00	0.00	0.00	0.00
Sep 27	11:00 AM	15 min	3,826.22	946.78	0.00	0.00	0.00	0.00	0.00	0.00	0.00	0.00
Sep 27	11:15 AM	15 min	3,748.01	931.33	0.00	0.00	0.00	0.00	0.00	3.30	0.00	3.30
Sep 27	11:30 AM	15 min	3,702.64	906.52	0.00	0.00	0.00	0.00	26.42	14.21	26.42	14.21
Sep 27	11:45 AM	15 min	3,549.49	892.76	0.00	0.00	0.00	0.00	87.25	32.28	87.25	32.28
Sep 27	12:00 PM	15 min	3,592.60	917.85	0.00	0.00	0.00	0.00	170.99	56.62	170.99	56.62
Sep 27	12:15 PM	15 min	3,750.23	953.23	0.00	0.00	0.00	0.00	281.93	87.57	281.93	87.57
Sep 27	12:30 PM	15 min	3,875.63	981.66	0.00	0.00	0.00	0.00	418.60	123.48	418.60	123.48
Sep 27	12:45 PM	15 min	3,977.63	1004.44	0.00	0.00	0.00	0.00	569.24	164.84	569.24	164.84
Sep 27	1:00 PM	15 min	4,057.88	1012.70	0.00	0.00	0.00	0.00	749.47	215.38	749.47	215.38
Sep 27	1:15 PM	15 min	4,043.72	988.61	0.00	0.00	0.00	0.00	973.55	277.27	973.55	277.27
Sep 27	1:30 PM	15 min	3,865.17	950.76	0.00	0.00	0.00	0.00	1,244.63	342.22	1,244.63	342.22
Sep 27	1:45 PM	15 min	3,740.90	942.19	0.00	0.00	0.00	0.00	1,493.16	401.05	1,493.16	401.05
Sep 27	2:00 PM	15 min	3,796.59	957.86	0.00	0.00	0.00	0.00	1,715.24	453.32	1,715.24	453.32
Sep 27	2:15 PM	15 min	3,866.29	968.52	0.00	0.00	0.00	0.00	1,911.33	499.66	1,911.33	499.66
Sep 27	2:30 PM	15 min	3,881.85	965.87	0.00	0.00	0.00	0.00	2,085.91	542.12	2,085.91	542.12
Sep 27	2:45 PM	15 min	3,845.13	959.97	0.00	0.00	0.00	0.00	2,251.01	580.99	2,251.01	580.99
Sep 27	3:00 PM	15 min	3,834.67	962.45	0.00	0.00	0.00	0.00	2,396.88	634.34	2,396.88	634.34
Sep 27	3:15 PM	15 min	3,864.92	1017.89	0.00	0.00	0.00	0.00	2,677.81	697.89	2,677.81	697.89
Sep 27	3:30 PM	15 min	4,278.17	1208.17	0.00	0.00	0.00	0.00	2,905.35	669.54	2,905.35	669.54
Sep 27	3:45 PM	15 min	5,387.22	1539.46	0.00	0.00	0.00	0.00	2,451.00	479.29	2,451.00	479.29
Sep 27	4:00 PM	15 min	6,928.47	1916.72	0.00	0.00	0.00	0.00	1,383.32	191.38	1,383.32	191.38
Sep 27	4:15 PM	15 min	8,405.26	2105.13	0.00	0.00	0.00	0.00	147.69	35.61	147.69	35.61
Sep 27	4:30 PM	15 min	8,435.78	2108.43	0.00	0.00	0.00	0.00	137.22	34.82	137.22	34.82
Sep 27	4:45 PM	15 min	8,431.65	2125.58	0.00	0.00	0.00	0.00	141.35	17.67	141.35	17.67
Sep 27	5:00 PM	15 min	8,573.00	2143.25	0.00	0.00	0.00	0.00	0.00	0.00	0.00	0.00
Sep 27	5:15 PM	15 min	8,573.00	2143.25	0.00	0.00	0.00	0.00	0.00	0.00	0.00	0.00
Sep 27	5:30 PM	15 min	8,573.00	2143.25	0.00	0.00	0.00	0.00	0.00	0.00	0.00	0.00
Sep 27	5:45 PM	13 min	8,573.00	1886.06	0.00	0.00	0.00	0.00	0.00	0.00	0.00	0.00
Sep 27	5:58 PM	0 min	8,573.00		0.00		0.00		0.00		0.00	

BLOCK 1 / 160 FOLSOM STREET

Quantitative Shading Calculations for Howard/Fremont Plaza

Analysis Run: 10/13/2015

Technician: AP

EXAMPLE	Existing Shading
EXAMPLE	No new shading from Project / Project Alternative
EXAMPLE	New Shading from Project / Project Alternative
EXAMPLE	No new shading from Project / Project Alternative + Cumulative
EXAMPLE	New Shading from Project / Project Alternative + Cumulative

Date	Start Time	Duration	Current Park Shading		New Shadow: Project @ 400'		New Shadow: Project @ 300'		New Shadow: Project @ 400' + Cumulative		New Shadow: Project @ 300' + Cumulative	
			Shadow Area (sf)	Shading (sfh)	Shadow Area (sf)	Shading (sfh)	Shadow Area (sf)	Shading (sfh)	Shadow Area (sf)	Shading (sfh)	Shadow Area (sf)	Shading (sfh)
Oct 4	8:08 AM	7 min	8,573.00	1028.76	0.00	0.00	0.00	0.00	0.00	0.00	0.00	0.00
Oct 4	8:15 AM	15 min	8,573.00	2143.25	0.00	0.00	0.00	0.00	0.00	0.00	0.00	0.00
Oct 4	8:30 AM	15 min	8,573.00	2143.25	0.00	0.00	0.00	0.00	0.00	0.00	0.00	0.00
Oct 4	8:45 AM	15 min	8,573.00	2143.25	0.00	0.00	0.00	0.00	0.00	0.00	0.00	0.00
Oct 4	9:00 AM	15 min	8,573.00	2143.25	0.00	0.00	0.00	0.00	0.00	0.00	0.00	0.00
Oct 4	9:15 AM	15 min	8,573.00	2143.25	0.00	0.00	0.00	0.00	0.00	0.00	0.00	0.00
Oct 4	9:30 AM	15 min	8,573.00	2143.25	0.00	0.00	0.00	0.00	0.00	0.00	0.00	0.00
Oct 4	9:45 AM	15 min	8,573.00	2140.22	0.00	0.00	0.00	0.00	0.00	0.00	0.00	0.00
Oct 4	10:00 AM	15 min	8,548.80	2039.80	0.00	0.00	0.00	0.00	0.00	0.00	0.00	0.00
Oct 4	10:15 AM	15 min	7,769.59	1757.91	0.00	0.00	0.00	0.00	0.00	0.00	0.00	0.00
Oct 4	10:30 AM	15 min	6,293.66	1369.86	0.00	0.00	0.00	0.00	0.00	0.00	0.00	0.00
Oct 4	10:45 AM	15 min	4,665.26	1126.67	0.00	0.00	0.00	0.00	0.00	0.00	0.00	0.00
Oct 4	11:00 AM	15 min	4,348.10	1093.70	0.00	0.00	0.00	0.00	0.00	0.32	0.00	0.32
Oct 4	11:15 AM	15 min	4,401.47	1086.19	0.00	0.00	0.00	0.00	6.52	6.69	6.52	6.69
Oct 4	11:30 AM	15 min	4,288.04	1052.35	0.00	0.00	0.00	0.00	46.99	18.01	46.99	18.01
Oct 4	11:45 AM	15 min	4,130.75	1010.48	0.00	0.00	0.00	0.00	97.06	35.65	97.06	35.65
Oct 4	12:00 PM	15 min	3,953.08	993.85	0.00	0.00	0.00	0.00	188.15	62.12	188.15	62.12
Oct 4	12:15 PM	15 min	3,997.75	1015.41	0.00	0.00	0.00	0.00	308.80	94.27	308.80	94.27
Oct 4	12:30 PM	15 min	4,125.49	1044.74	0.00	0.00	0.00	0.00	445.37	130.87	445.37	130.87
Oct 4	12:45 PM	15 min	4,232.42	1067.99	0.00	0.00	0.00	0.00	601.56	172.95	601.56	172.95
Oct 4	1:00 PM	15 min	4,311.52	1083.67	0.00	0.00	0.00	0.00	782.07	222.62	782.07	222.62
Oct 4	1:15 PM	15 min	4,357.81	1082.12	0.00	0.00	0.00	0.00	998.89	281.76	998.89	281.76
Oct 4	1:30 PM	15 min	4,299.17	1068.27	0.00	0.00	0.00	0.00	1,255.17	343.10	1,255.17	343.10
Oct 4	1:45 PM	15 min	4,247.03	1070.12	0.00	0.00	0.00	0.00	1,489.64	398.88	1,489.64	398.88
Oct 4	2:00 PM	15 min	4,313.91	1081.54	0.00	0.00	0.00	0.00	1,701.37	448.86	1,701.37	448.86
Oct 4	2:15 PM	15 min	4,338.38	1072.98	0.00	0.00	0.00	0.00	1,889.52	493.47	1,889.52	493.47
Oct 4	2:30 PM	15 min	4,245.47	1062.64	0.00	0.00	0.00	0.00	2,058.24	533.75	2,058.24	533.75
Oct 4	2:45 PM	15 min	4,255.62	1072.70	0.00	0.00	0.00	0.00	2,211.80	570.89	2,211.80	570.89
Oct 4	3:00 PM	15 min	4,325.97	1089.84	0.00	0.00	0.00	0.00	2,355.35	612.56	2,355.35	612.56
Oct 4	3:15 PM	15 min	4,392.75	1211.30	0.00	0.00	0.00	0.00	2,545.16	595.55	2,545.16	595.55
Oct 4	3:30 PM	15 min	5,297.64	1525.75	0.00	0.00	0.00	0.00	2,219.20	453.00	2,219.20	453.00
Oct 4	3:45 PM	15 min	6,908.33	1913.07	0.00	0.00	0.00	0.00	1,404.76	187.25	1,404.76	187.25
Oct 4	4:00 PM	15 min	8,396.25	2121.16	0.00	0.00	0.00	0.00	93.24	11.65	93.24	11.65
Oct 4	4:15 PM	15 min	8,573.00	2143.12	0.00	0.00	0.00	0.00	0.00	0.13	0.00	0.13
Oct 4	4:30 PM	15 min	8,571.95	2143.12	0.00	0.00	0.00	0.00	1.05	0.13	1.05	0.13
Oct 4	4:45 PM	15 min	8,573.00	2143.25	0.00	0.00	0.00	0.00	0.00	0.00	0.00	0.00
Oct 4	5:00 PM	15 min	8,573.00	2143.25	0.00	0.00	0.00	0.00	0.00	0.00	0.00	0.00
Oct 4	5:15 PM	15 min	8,573.00	2143.25	0.00	0.00	0.00	0.00	0.00	0.00	0.00	0.00
Oct 4	5:30 PM	15 min	8,573.00	2143.25	0.00	0.00	0.00	0.00	0.00	0.00	0.00	0.00
Oct 4	5:45 PM	3 min	8,573.00	428.65	0.00	0.00	0.00	0.00	0.00	0.00	0.00	0.00
Oct 4	5:48 PM	0 min	8,573.00		0.00		0.00		0.00		0.00	

BLOCK 1 / 160 FOLSOM STREET

Quantitative Shading Calculations for Howard/Fremont Plaza

EXAMPLE	Existing Shading	EXAMPLE	No new shading from Project / Project Alternative	EXAMPLE	No new shading from Project / Project Alternative + Cumulative
		EXAMPLE	New Shading from Project / Project Alternative	EXAMPLE	New Shading from Project / Project Alternative + Cumulative

Analysis Run: 10/13/2015

Technician: AP

Date	Start Time	Duration	Current Park Shading		New Shadow: Project @ 400'		New Shadow: Project @ 300'		New Shadow: Project @ 400' + Cumulative		New Shadow: Project @ 300' + Cumulative	
			Shadow Area (sf)	Shading (sfh)	Shadow Area (sf)	Shading (sfh)	Shadow Area (sf)	Shading (sfh)	Shadow Area (sf)	Shading (sfh)	Shadow Area (sf)	Shading (sfh)
Oct 11	8:15 AM	15 min	8,573.00	2143.25	0.00	0.00	0.00	0.00	0.00	0.00	0.00	0.00
Oct 11	8:30 AM	15 min	8,573.00	2143.25	0.00	0.00	0.00	0.00	0.00	0.00	0.00	0.00
Oct 11	8:45 AM	15 min	8,573.00	2143.25	0.00	0.00	0.00	0.00	0.00	0.00	0.00	0.00
Oct 11	9:00 AM	15 min	8,573.00	2143.25	0.00	0.00	0.00	0.00	0.00	0.00	0.00	0.00
Oct 11	9:15 AM	15 min	8,573.00	2143.25	0.00	0.00	0.00	0.00	0.00	0.00	0.00	0.00
Oct 11	9:30 AM	15 min	8,573.00	2143.25	0.00	0.00	0.00	0.00	0.00	0.00	0.00	0.00
Oct 11	9:45 AM	15 min	8,573.00	2112.09	0.00	0.00	0.00	0.00	0.00	0.00	0.00	0.00
Oct 11	10:00 AM	15 min	8,323.76	1953.45	0.00	0.00	0.00	0.00	0.00	0.00	0.00	0.00
Oct 11	10:15 AM	15 min	7,303.83	1642.15	0.00	0.00	0.00	0.00	0.00	0.00	0.00	0.00
Oct 11	10:30 AM	15 min	5,833.36	1354.39	0.00	0.00	0.00	0.00	0.00	0.00	0.00	0.00
Oct 11	10:45 AM	15 min	5,001.79	1267.25	0.00	0.00	0.00	0.00	0.00	0.00	0.00	0.00
Oct 11	11:00 AM	15 min	5,136.21	1277.49	0.00	0.00	0.00	0.00	0.00	1.89	0.00	1.89
Oct 11	11:15 AM	15 min	5,083.71	1250.02	0.00	0.00	0.00	0.00	15.16	5.68	15.16	5.68
Oct 11	11:30 AM	15 min	4,916.42	1208.27	0.00	0.00	0.00	0.00	30.26	15.52	30.26	15.52
Oct 11	11:45 AM	15 min	4,749.76	1163.52	0.00	0.00	0.00	0.00	93.90	39.27	93.90	39.27
Oct 11	12:00 PM	15 min	4,558.43	1113.33	0.00	0.00	0.00	0.00	220.29	67.44	220.29	67.44
Oct 11	12:15 PM	15 min	4,348.17	1094.09	0.00	0.00	0.00	0.00	319.22	96.74	319.22	96.74
Oct 11	12:30 PM	15 min	4,404.51	1113.92	0.00	0.00	0.00	0.00	454.70	134.80	454.70	134.80
Oct 11	12:45 PM	15 min	4,506.83	1135.55	0.00	0.00	0.00	0.00	623.68	179.18	623.68	179.18
Oct 11	1:00 PM	15 min	4,577.56	1150.39	0.00	0.00	0.00	0.00	809.75	228.55	809.75	228.55
Oct 11	1:15 PM	15 min	4,625.53	1164.82	0.00	0.00	0.00	0.00	1,018.65	285.02	1,018.65	285.02
Oct 11	1:30 PM	15 min	4,693.07	1180.28	0.00	0.00	0.00	0.00	1,261.51	343.18	1,261.51	343.18
Oct 11	1:45 PM	15 min	4,749.19	1184.67	0.00	0.00	0.00	0.00	1,483.92	396.33	1,483.92	396.33
Oct 11	2:00 PM	15 min	4,728.15	1174.77	0.00	0.00	0.00	0.00	1,686.72	444.33	1,686.72	444.33
Oct 11	2:15 PM	15 min	4,670.01	1157.54	0.00	0.00	0.00	0.00	1,867.90	487.42	1,867.90	487.42
Oct 11	2:30 PM	15 min	4,590.28	1151.16	0.00	0.00	0.00	0.00	2,031.49	526.54	2,031.49	526.54
Oct 11	2:45 PM	15 min	4,619.00	1176.39	0.00	0.00	0.00	0.00	2,180.85	561.98	2,180.85	561.98
Oct 11	3:00 PM	15 min	4,792.15	1294.42	0.00	0.00	0.00	0.00	2,314.98	530.45	2,314.98	530.45
Oct 11	3:15 PM	15 min	5,563.19	1562.30	0.00	0.00	0.00	0.00	1,928.59	445.79	1,928.59	445.79
Oct 11	3:30 PM	15 min	6,935.24	1922.54	0.00	0.00	0.00	0.00	1,637.76	220.71	1,637.76	220.71
Oct 11	3:45 PM	15 min	8,445.07	2127.26	0.00	0.00	0.00	0.00	127.93	15.99	127.93	15.99
Oct 11	4:00 PM	15 min	8,573.00	2143.25	0.00	0.00	0.00	0.00	0.00	0.00	0.00	0.00
Oct 11	4:15 PM	15 min	8,573.00	2143.25	0.00	0.00	0.00	0.00	0.00	0.00	0.00	0.00
Oct 11	4:30 PM	15 min	8,573.00	2143.25	0.00	0.00	0.00	0.00	0.00	0.00	0.00	0.00
Oct 11	4:45 PM	15 min	8,573.00	2143.25	0.00	0.00	0.00	0.00	0.00	0.00	0.00	0.00
Oct 11	5:00 PM	15 min	8,573.00	2143.25	0.00	0.00	0.00	0.00	0.00	0.00	0.00	0.00
Oct 11	5:15 PM	15 min	8,573.00	2143.25	0.00	0.00	0.00	0.00	0.00	0.00	0.00	0.00
Oct 11	5:30 PM	7 min	8,573.00	1028.76	0.00	0.00	0.00	0.00	0.00	0.00	0.00	0.00
Oct 11	5:37 PM	0 min	8,573.00		0.00		0.00		0.00		0.00	

BLOCK 1 / 160 FOLSOM STREET

Quantitative Shading Calculations for Howard/Fremont Plaza

Analysis Run: 10/13/2015

Technician: AP

EXAMPLE Existing Shading

EXAMPLE No new shading from Project / Project Alternative

EXAMPLE New Shading from Project / Project Alternative

EXAMPLE No new shading from Project / Project Alternative + Cumulative

EXAMPLE New Shading from Project / Project Alternative + Cumulative

Date	Start Time	Duration	Current Park Shading		New Shadow: Project @ 400'		New Shadow: Project @ 300'		New Shadow: Project @ 400' + Cumulative		New Shadow: Project @ 300' + Cumulative	
			Shadow Area (sf)	Shading (sfh)	Shadow Area (sf)	Shading (sfh)	Shadow Area (sf)	Shading (sfh)	Shadow Area (sf)	Shading (sfh)	Shadow Area (sf)	Shading (sfh)
Oct 18	8:21 AM	9 min	8,573.00	1371.68	0.00	0.00	0.00	0.00	0.00	0.00	0.00	0.00
Oct 18	8:30 AM	15 min	8,573.00	2143.25	0.00	0.00	0.00	0.00	0.00	0.00	0.00	0.00
Oct 18	8:45 AM	15 min	8,573.00	2143.25	0.00	0.00	0.00	0.00	0.00	0.00	0.00	0.00
Oct 18	9:00 AM	15 min	8,573.00	2143.25	0.00	0.00	0.00	0.00	0.00	0.00	0.00	0.00
Oct 18	9:15 AM	15 min	8,573.00	2143.25	0.00	0.00	0.00	0.00	0.00	0.00	0.00	0.00
Oct 18	9:30 AM	15 min	8,573.00	2143.25	0.00	0.00	0.00	0.00	0.00	0.00	0.00	0.00
Oct 18	9:45 AM	15 min	8,573.00	2103.24	0.00	0.00	0.00	0.00	0.00	0.00	0.00	0.00
Oct 18	10:00 AM	15 min	8,252.94	1920.65	0.00	0.00	0.00	0.00	0.00	0.00	0.00	0.00
Oct 18	10:15 AM	15 min	7,112.28	1627.12	0.00	0.00	0.00	0.00	0.00	0.00	0.00	0.00
Oct 18	10:30 AM	15 min	5,904.70	1466.47	0.00	0.00	0.00	0.00	0.00	0.00	0.00	0.00
Oct 18	10:45 AM	15 min	5,827.08	1467.88	0.00	0.00	0.00	0.00	0.00	0.00	0.00	0.00
Oct 18	11:00 AM	15 min	5,915.97	1457.19	0.00	0.00	0.00	0.00	0.00	0.06	0.00	0.06
Oct 18	11:15 AM	15 min	5,741.57	1414.59	0.00	0.00	0.00	0.00	0.49	0.47	0.49	0.47
Oct 18	11:30 AM	15 min	5,575.13	1370.35	0.00	0.00	0.00	0.00	3.26	27.69	3.26	27.69
Oct 18	11:45 AM	15 min	5,387.64	1322.96	0.00	0.00	0.00	0.00	218.28	71.11	218.28	71.11
Oct 18	12:00 PM	15 min	5,196.04	1273.43	0.00	0.00	0.00	0.00	350.61	106.84	350.61	106.84
Oct 18	12:15 PM	15 min	4,991.36	1217.95	0.00	0.00	0.00	0.00	504.12	124.52	504.12	124.52
Oct 18	12:30 PM	15 min	4,752.24	1193.03	0.00	0.00	0.00	0.00	492.02	141.70	492.02	141.70
Oct 18	12:45 PM	15 min	4,791.97	1207.06	0.00	0.00	0.00	0.00	641.56	183.83	641.56	183.83
Oct 18	1:00 PM	15 min	4,864.50	1222.97	0.00	0.00	0.00	0.00	829.06	232.61	829.06	232.61
Oct 18	1:15 PM	15 min	4,919.28	1239.10	0.00	0.00	0.00	0.00	1,031.86	286.85	1,031.86	286.85
Oct 18	1:30 PM	15 min	4,993.55	1259.21	0.00	0.00	0.00	0.00	1,262.91	342.24	1,262.91	342.24
Oct 18	1:45 PM	15 min	5,080.10	1272.52	0.00	0.00	0.00	0.00	1,474.99	393.16	1,474.99	393.16
Oct 18	2:00 PM	15 min	5,100.07	1251.25	0.00	0.00	0.00	0.00	1,670.26	439.49	1,670.26	439.49
Oct 18	2:15 PM	15 min	4,909.94	1224.95	0.00	0.00	0.00	0.00	1,845.64	481.32	1,845.64	481.32
Oct 18	2:30 PM	15 min	4,889.67	1240.89	0.00	0.00	0.00	0.00	2,004.89	508.64	2,004.89	508.64
Oct 18	2:45 PM	15 min	5,037.47	1378.89	0.00	0.00	0.00	0.00	2,064.24	458.15	2,064.24	458.15
Oct 18	3:00 PM	15 min	5,993.68	1651.89	0.00	0.00	0.00	0.00	1,600.97	368.39	1,600.97	368.39
Oct 18	3:15 PM	15 min	7,221.41	1968.51	0.00	0.00	0.00	0.00	1,346.15	174.05	1,346.15	174.05
Oct 18	3:30 PM	15 min	8,526.71	2137.46	0.00	0.00	0.00	0.00	46.29	5.79	46.29	5.79
Oct 18	3:45 PM	15 min	8,573.00	2143.25	0.00	0.00	0.00	0.00	0.00	0.00	0.00	0.00
Oct 18	4:00 PM	15 min	8,573.00	2143.25	0.00	0.00	0.00	0.00	0.00	0.00	0.00	0.00
Oct 18	4:15 PM	15 min	8,573.00	2143.25	0.00	0.00	0.00	0.00	0.00	0.00	0.00	0.00
Oct 18	4:30 PM	15 min	8,573.00	2143.25	0.00	0.00	0.00	0.00	0.00	0.00	0.00	0.00
Oct 18	4:45 PM	15 min	8,573.00	2143.25	0.00	0.00	0.00	0.00	0.00	0.00	0.00	0.00
Oct 18	5:00 PM	15 min	8,573.00	2143.25	0.00	0.00	0.00	0.00	0.00	0.00	0.00	0.00
Oct 18	5:15 PM	13 min	8,573.00	1886.06	0.00	0.00	0.00	0.00	0.00	0.00	0.00	0.00
Oct 18	5:28 PM	0 min	8,573.00		0.00		0.00		0.00		0.00	

BLOCK 1 / 160 FOLSOM STREET

Quantitative Shading Calculations for Howard/Fremont Plaza

EXAMPLE	Existing Shading	EXAMPLE	No new shading from Project / Project Alternative
		EXAMPLE	New Shading from Project / Project Alternative
EXAMPLE	No new shading from Project / Project Alternative + Cumulative		
EXAMPLE	New Shading from Project / Project Alternative + Cumulative		

Analysis Run: 10/13/2015

Technician: AP

Date	Start Time	Duration	Current Park Shading		New Shadow: Project @ 400'		New Shadow: Project @ 300'		New Shadow: Project @ 400' + Cumulative		New Shadow: Project @ 300' + Cumulative	
			Shadow Area (sf)	Shading (sfh)	Shadow Area (sf)	Shading (sfh)	Shadow Area (sf)	Shading (sfh)	Shadow Area (sf)	Shading (sfh)	Shadow Area (sf)	Shading (sfh)
Oct 25	8:28 AM	2 min	8,573.00	342.92	0.00	0.00	0.00	0.00	0.00	0.00	0.00	0.00
Oct 25	8:30 AM	15 min	8,573.00	2143.25	0.00	0.00	0.00	0.00	0.00	0.00	0.00	0.00
Oct 25	8:45 AM	15 min	8,573.00	2143.25	0.00	0.00	0.00	0.00	0.00	0.00	0.00	0.00
Oct 25	9:00 AM	15 min	8,573.00	2143.25	0.00	0.00	0.00	0.00	0.00	0.00	0.00	0.00
Oct 25	9:15 AM	15 min	8,573.00	2143.25	0.00	0.00	0.00	0.00	0.00	0.00	0.00	0.00
Oct 25	9:30 AM	15 min	8,573.00	2143.25	0.00	0.00	0.00	0.00	0.00	0.00	0.00	0.00
Oct 25	9:45 AM	15 min	8,573.00	2104.10	0.00	0.00	0.00	0.00	0.00	0.00	0.00	0.00
Oct 25	10:00 AM	15 min	8,259.81	1946.42	0.00	0.00	0.00	0.00	0.00	2.63	0.00	2.63
Oct 25	10:15 AM	15 min	7,311.56	1757.27	0.00	0.00	0.00	0.00	21.03	2.63	21.03	2.63
Oct 25	10:30 AM	15 min	6,746.57	1696.00	0.00	0.00	0.00	0.00	0.00	0.00	0.00	0.00
Oct 25	10:45 AM	15 min	6,821.46	1667.49	0.00	0.00	0.00	0.00	0.00	0.00	0.00	0.00
Oct 25	11:00 AM	15 min	6,518.47	1604.43	0.00	0.00	0.00	0.00	0.00	0.00	0.00	0.00
Oct 25	11:15 AM	15 min	6,316.99	1564.54	0.00	0.00	0.00	0.00	0.00	0.04	0.00	0.04
Oct 25	11:30 AM	15 min	6,199.29	1530.58	0.00	0.00	0.00	0.00	0.29	23.70	0.29	23.70
Oct 25	11:45 AM	15 min	6,045.33	1487.45	0.00	0.00	0.00	0.00	189.24	63.83	189.24	63.83
Oct 25	12:00 PM	15 min	5,854.28	1439.70	0.00	0.00	0.00	0.00	321.31	171.06	321.31	171.06
Oct 25	12:15 PM	15 min	5,663.31	1397.38	0.00	0.00	0.00	0.00	1,047.17	355.41	1,047.17	355.41
Oct 25	12:30 PM	15 min	5,515.72	1335.59	0.00	0.00	0.00	0.00	1,796.13	405.87	1,796.13	405.87
Oct 25	12:45 PM	15 min	5,168.98	1295.90	0.00	0.00	0.00	0.00	1,450.81	284.86	1,450.81	284.86
Oct 25	1:00 PM	15 min	5,198.19	1304.00	0.00	0.00	0.00	0.00	828.08	232.96	828.08	232.96
Oct 25	1:15 PM	15 min	5,233.78	1300.07	0.00	0.00	0.00	0.00	1,035.63	286.83	1,035.63	286.83
Oct 25	1:30 PM	15 min	5,166.78	1297.31	0.00	0.00	0.00	0.00	1,259.04	340.16	1,259.04	340.16
Oct 25	1:45 PM	15 min	5,211.68	1323.56	0.00	0.00	0.00	0.00	1,462.26	389.21	1,462.26	389.21
Oct 25	2:00 PM	15 min	5,376.83	1317.26	0.00	0.00	0.00	0.00	1,651.39	434.17	1,651.39	434.17
Oct 25	2:15 PM	15 min	5,161.24	1299.67	0.00	0.00	0.00	0.00	1,822.01	456.71	1,822.01	456.71
Oct 25	2:30 PM	15 min	5,236.12	1432.07	0.00	0.00	0.00	0.00	1,831.67	382.43	1,831.67	382.43
Oct 25	2:45 PM	15 min	6,220.41	1700.00	0.00	0.00	0.00	0.00	1,227.74	239.32	1,227.74	239.32
Oct 25	3:00 PM	15 min	7,379.56	1985.90	0.00	0.00	0.00	0.00	686.84	90.17	686.84	90.17
Oct 25	3:15 PM	15 min	8,507.67	2135.08	0.00	0.00	0.00	0.00	34.54	4.32	34.54	4.32
Oct 25	3:30 PM	15 min	8,573.00	2143.25	0.00	0.00	0.00	0.00	0.00	0.00	0.00	0.00
Oct 25	3:45 PM	15 min	8,573.00	2143.25	0.00	0.00	0.00	0.00	0.00	0.00	0.00	0.00
Oct 25	4:00 PM	15 min	8,573.00	2143.25	0.00	0.00	0.00	0.00	0.00	0.00	0.00	0.00
Oct 25	4:15 PM	15 min	8,573.00	2143.25	0.00	0.00	0.00	0.00	0.00	0.00	0.00	0.00
Oct 25	4:30 PM	15 min	8,573.00	2143.25	0.00	0.00	0.00	0.00	0.00	0.00	0.00	0.00
Oct 25	4:45 PM	15 min	8,573.00	2143.25	0.00	0.00	0.00	0.00	0.00	0.00	0.00	0.00
Oct 25	5:00 PM	15 min	8,573.00	2143.25	0.00	0.00	0.00	0.00	0.00	0.00	0.00	0.00
Oct 25	5:15 PM	4 min	8,573.00	600.11	0.00	0.00	0.00	0.00	0.00	0.00	0.00	0.00
Oct 25	5:19 PM	0 min	8,573.00		0.00		0.00		0.00		0.00	

BLOCK 1 / 160 FOLSOM STREET

Quantitative Shading Calculations for Howard/Fremont Plaza

EXAMPLE	Existing Shading	EXAMPLE	No new shading from Project / Project Alternative	EXAMPLE	No new shading from Project / Project Alternative + Cumulative
		EXAMPLE	New Shading from Project / Project Alternative	EXAMPLE	New Shading from Project / Project Alternative + Cumulative

Analysis Run: 10/13/2015

Technician: AP

Date	Start Time	Duration	Current Park Shading		New Shadow: Project @ 400'		New Shadow: Project @ 300'		New Shadow: Project @ 400' + Cumulative		New Shadow: Project @ 300' + Cumulative	
			Shadow Area (sf)	Shading (sfh)	Shadow Area (sf)	Shading (sfh)	Shadow Area (sf)	Shading (sfh)	Shadow Area (sf)	Shading (sfh)	Shadow Area (sf)	Shading (sfh)
Nov 1	8:35 AM	10 min	8,573.00	1457.41	0.00	0.00	0.00	0.00	0.00	0.00	0.00	0.00
Nov 1	8:45 AM	15 min	8,573.00	2143.25	0.00	0.00	0.00	0.00	0.00	0.00	0.00	0.00
Nov 1	9:00 AM	15 min	8,573.00	2143.25	0.00	0.00	0.00	0.00	0.00	0.00	0.00	0.00
Nov 1	9:15 AM	15 min	8,573.00	2143.25	0.00	0.00	0.00	0.00	0.00	0.00	0.00	0.00
Nov 1	9:30 AM	15 min	8,573.00	2138.53	0.00	0.00	0.00	0.00	0.00	0.00	0.00	0.00
Nov 1	9:45 AM	15 min	8,535.22	2098.08	0.00	0.00	0.00	0.00	0.00	0.00	0.00	0.00
Nov 1	10:00 AM	15 min	8,249.46	2020.16	0.00	0.00	0.00	0.00	0.00	2.22	0.00	2.22
Nov 1	10:15 AM	15 min	7,911.78	1964.57	0.00	0.00	0.00	0.00	17.78	2.22	17.78	2.22
Nov 1	10:30 AM	15 min	7,804.81	1904.96	0.00	0.00	0.00	0.00	0.00	0.00	0.00	0.00
Nov 1	10:45 AM	15 min	7,434.85	1814.74	0.00	0.00	0.00	0.00	0.00	0.00	0.00	0.00
Nov 1	11:00 AM	15 min	7,083.11	1742.28	0.00	0.00	0.00	0.00	0.00	0.00	0.00	0.00
Nov 1	11:15 AM	15 min	6,855.15	1697.12	0.00	0.00	0.00	0.00	0.00	0.00	0.00	0.00
Nov 1	11:30 AM	15 min	6,721.84	1672.87	0.00	0.00	0.00	0.00	0.00	19.15	0.00	19.15
Nov 1	11:45 AM	15 min	6,661.12	1645.29	0.00	0.00	0.00	0.00	153.22	56.26	153.22	56.26
Nov 1	12:00 PM	15 min	6,501.21	1621.82	0.00	0.00	0.00	0.00	296.85	295.28	296.85	295.28
Nov 1	12:15 PM	15 min	6,473.37	1595.93	0.00	0.00	0.00	0.00	2,065.40	529.09	2,065.40	529.09
Nov 1	12:30 PM	15 min	6,294.10	1534.46	0.00	0.00	0.00	0.00	2,167.32	511.45	2,167.32	511.45
Nov 1	12:45 PM	15 min	5,981.54	1456.45	0.00	0.00	0.00	0.00	1,924.25	341.28	1,924.25	341.28
Nov 1	1:00 PM	15 min	5,670.02	1398.26	0.00	0.00	0.00	0.00	805.96	227.49	805.96	227.49
Nov 1	1:15 PM	15 min	5,516.04	1355.85	0.00	0.00	0.00	0.00	1,013.98	282.35	1,013.98	282.35
Nov 1	1:30 PM	15 min	5,330.78	1331.65	0.00	0.00	0.00	0.00	1,244.80	336.25	1,244.80	336.25
Nov 1	1:45 PM	15 min	5,322.40	1347.65	0.00	0.00	0.00	0.00	1,445.24	384.33	1,445.24	384.33
Nov 1	2:00 PM	15 min	5,458.78	1364.17	0.00	0.00	0.00	0.00	1,629.39	422.40	1,629.39	422.40
Nov 1	2:15 PM	15 min	5,454.60	1433.53	0.00	0.00	0.00	0.00	1,749.85	363.61	1,749.85	363.61
Nov 1	2:30 PM	15 min	6,013.68	1661.88	0.00	0.00	0.00	0.00	1,159.01	204.21	1,159.01	204.21
Nov 1	2:45 PM	15 min	7,281.33	1957.34	0.00	0.00	0.00	0.00	474.66	61.59	474.66	61.59
Nov 1	3:00 PM	15 min	8,377.35	2110.99	0.00	0.00	0.00	0.00	18.08	2.26	18.08	2.26
Nov 1	3:15 PM	15 min	8,510.54	2135.44	0.00	0.00	0.00	0.00	0.00	0.00	0.00	0.00
Nov 1	3:30 PM	15 min	8,573.00	2143.25	0.00	0.00	0.00	0.00	0.00	0.00	0.00	0.00
Nov 1	3:45 PM	15 min	8,573.00	2143.25	0.00	0.00	0.00	0.00	0.00	0.00	0.00	0.00
Nov 1	4:00 PM	15 min	8,573.00	2143.25	0.00	0.00	0.00	0.00	0.00	0.00	0.00	0.00
Nov 1	4:15 PM	15 min	8,573.00	2143.25	0.00	0.00	0.00	0.00	0.00	0.00	0.00	0.00
Nov 1	4:30 PM	15 min	8,573.00	2143.25	0.00	0.00	0.00	0.00	0.00	0.00	0.00	0.00
Nov 1	4:45 PM	15 min	8,573.00	2143.25	0.00	0.00	0.00	0.00	0.00	0.00	0.00	0.00
Nov 1	5:00 PM	11 min	8,573.00	1628.87	0.00	0.00	0.00	0.00	0.00	0.00	0.00	0.00
Nov 1	5:11 PM	0 min	8,573.00		0.00		0.00		0.00		0.00	

BLOCK 1 / 160 FOLSOM STREET

Quantitative Shading Calculations for Howard/Fremont Plaza

EXAMPLE	Existing Shading	EXAMPLE	No new shading from Project / Project Alternative
		EXAMPLE	New Shading from Project / Project Alternative
EXAMPLE	No new shading from Project / Project Alternative + Cumulative		
EXAMPLE	New Shading from Project / Project Alternative + Cumulative		

Analysis Run: 10/13/2015

Technician: AP

Date	Start Time	Duration	Current Park Shading		New Shadow: Project @ 400'		New Shadow: Project @ 300'		New Shadow: Project @ 400' + Cumulative		New Shadow: Project @ 300' + Cumulative	
			Shadow Area (sf)	Shading (sfh)	Shadow Area (sf)	Shading (sfh)	Shadow Area (sf)	Shading (sfh)	Shadow Area (sf)	Shading (sfh)	Shadow Area (sf)	Shading (sfh)
Nov 8	7:43 AM	2 min	8,573.00	342.92	0.00	0.00	0.00	0.00	0.00	0.00	0.00	0.00
Nov 8	7:45 AM	15 min	8,573.00	2143.25	0.00	0.00	0.00	0.00	0.00	0.00	0.00	0.00
Nov 8	8:00 AM	15 min	8,573.00	2143.25	0.00	0.00	0.00	0.00	0.00	0.00	0.00	0.00
Nov 8	8:15 AM	15 min	8,573.00	2143.25	0.00	0.00	0.00	0.00	0.00	0.00	0.00	0.00
Nov 8	8:30 AM	15 min	8,573.00	2143.25	0.00	0.00	0.00	0.00	0.00	0.00	0.00	0.00
Nov 8	8:45 AM	15 min	8,573.00	2120.90	0.00	0.00	0.00	0.00	0.00	0.50	0.00	0.50
Nov 8	9:00 AM	15 min	8,394.17	2085.59	0.00	0.00	0.00	0.00	4.03	0.50	4.03	0.50
Nov 8	9:15 AM	15 min	8,290.54	2100.84	0.00	0.00	0.00	0.00	0.00	0.00	0.00	0.00
Nov 8	9:30 AM	15 min	8,516.22	2062.53	0.00	0.00	0.00	0.00	0.00	0.00	0.00	0.00
Nov 8	9:45 AM	15 min	7,984.01	1946.19	0.00	0.00	0.00	0.00	0.00	0.00	0.00	0.00
Nov 8	10:00 AM	15 min	7,585.48	1864.91	0.00	0.00	0.00	0.00	0.00	0.00	0.00	0.00
Nov 8	10:15 AM	15 min	7,333.78	1815.15	0.00	0.00	0.00	0.00	0.00	1.45	0.00	1.45
Nov 8	10:30 AM	15 min	7,187.43	1788.47	0.00	0.00	0.00	0.00	11.60	21.22	11.60	21.22
Nov 8	10:45 AM	15 min	7,120.32	1789.16	0.00	0.00	0.00	0.00	158.18	33.45	158.18	33.45
Nov 8	11:00 AM	15 min	7,192.93	1787.53	0.00	0.00	0.00	0.00	109.41	196.89	109.41	196.89
Nov 8	11:15 AM	15 min	7,107.28	1754.83	0.00	0.00	0.00	0.00	1,465.72	388.42	1,465.72	388.42
Nov 8	11:30 AM	15 min	6,931.38	1710.15	0.00	0.00	0.00	0.00	1,641.62	393.82	1,641.62	393.82
Nov 8	11:45 AM	15 min	6,749.85	1643.22	0.00	0.00	0.00	0.00	1,508.92	283.74	1,508.92	283.74
Nov 8	12:00 PM	15 min	6,395.94	1537.08	0.00	0.00	0.00	0.00	760.97	216.04	760.97	216.04
Nov 8	12:15 PM	15 min	5,900.67	1434.03	0.00	0.00	0.00	0.00	967.38	271.18	967.38	271.18
Nov 8	12:30 PM	15 min	5,571.53	1375.75	0.00	0.00	0.00	0.00	1,202.08	327.15	1,202.08	327.15
Nov 8	12:45 PM	15 min	5,434.50	1371.29	0.00	0.00	0.00	0.00	1,415.10	376.66	1,415.10	376.66
Nov 8	1:00 PM	15 min	5,535.85	1424.03	0.00	0.00	0.00	0.00	1,598.22	384.92	1,598.22	384.92
Nov 8	1:15 PM	15 min	5,856.35	1557.93	0.00	0.00	0.00	0.00	1,481.13	276.65	1,481.13	276.65
Nov 8	1:30 PM	15 min	6,607.12	1812.57	0.00	0.00	0.00	0.00	732.06	92.57	732.06	92.57
Nov 8	1:45 PM	15 min	7,893.44	2034.05	0.00	0.00	0.00	0.00	8.49	1.06	8.49	1.06
Nov 8	2:00 PM	15 min	8,378.95	2106.92	0.00	0.00	0.00	0.00	0.00	0.00	0.00	0.00
Nov 8	2:15 PM	15 min	8,476.40	2129.24	0.00	0.00	0.00	0.00	0.00	0.00	0.00	0.00
Nov 8	2:30 PM	15 min	8,557.49	2141.31	0.00	0.00	0.00	0.00	0.00	0.00	0.00	0.00
Nov 8	2:45 PM	15 min	8,573.00	2143.25	0.00	0.00	0.00	0.00	0.00	0.00	0.00	0.00
Nov 8	3:00 PM	15 min	8,573.00	2143.25	0.00	0.00	0.00	0.00	0.00	0.00	0.00	0.00
Nov 8	3:15 PM	15 min	8,573.00	2143.25	0.00	0.00	0.00	0.00	0.00	0.00	0.00	0.00
Nov 8	3:30 PM	15 min	8,573.00	2143.25	0.00	0.00	0.00	0.00	0.00	0.00	0.00	0.00
Nov 8	3:45 PM	15 min	8,573.00	2143.25	0.00	0.00	0.00	0.00	0.00	0.00	0.00	0.00
Nov 8	4:00 PM	4 min	8,573.00	600.11	0.00	0.00	0.00	0.00	0.00	0.00	0.00	0.00
Nov 8	4:04 PM	0 min	8,573.00		0.00		0.00		0.00		0.00	

BLOCK 1 / 160 FOLSOM STREET

Quantitative Shading Calculations for Howard/Fremont Plaza

EXAMPLE	Existing Shading	EXAMPLE	No new shading from Project / Project Alternative
		EXAMPLE	New Shading from Project / Project Alternative

EXAMPLE	No new shading from Project / Project Alternative + Cumulative
EXAMPLE	New Shading from Project / Project Alternative + Cumulative

Analysis Run: 10/13/2015

Technician: AP

Date	Start Time	Duration	Current Park Shading		New Shadow: Project @ 400'		New Shadow: Project @ 300'		New Shadow: Project @ 400' + Cumulative		New Shadow: Project @ 300' + Cumulative	
			Shadow Area (sf)	Shading (sfh)	Shadow Area (sf)	Shading (sfh)	Shadow Area (sf)	Shading (sfh)	Shadow Area (sf)	Shading (sfh)	Shadow Area (sf)	Shading (sfh)
Nov 15	7:50 AM	10 min	8,573.00	1457.41	0.00	0.00	0.00	0.00	0.00	0.00	0.00	0.00
Nov 15	8:00 AM	15 min	8,573.00	2143.25	0.00	0.00	0.00	0.00	0.00	0.00	0.00	0.00
Nov 15	8:15 AM	15 min	8,573.00	2143.25	0.00	0.00	0.00	0.00	0.00	0.00	0.00	0.00
Nov 15	8:30 AM	15 min	8,573.00	2143.25	0.00	0.00	0.00	0.00	0.00	0.00	0.00	0.00
Nov 15	8:45 AM	15 min	8,573.00	2139.59	0.00	0.00	0.00	0.00	0.00	0.00	0.00	0.00
Nov 15	9:00 AM	15 min	8,543.69	2133.94	0.00	0.00	0.00	0.00	0.00	0.00	0.00	0.00
Nov 15	9:15 AM	15 min	8,527.84	2129.95	0.00	0.00	0.00	0.00	0.00	0.00	0.00	0.00
Nov 15	9:30 AM	15 min	8,511.77	2123.97	0.00	0.00	0.00	0.00	0.00	1.88	0.00	1.88
Nov 15	9:45 AM	15 min	8,479.95	2052.59	0.00	0.00	0.00	0.00	15.01	1.88	15.01	1.88
Nov 15	10:00 AM	15 min	8,020.77	1969.33	0.00	0.00	0.00	0.00	0.00	0.00	0.00	0.00
Nov 15	10:15 AM	15 min	7,733.85	1913.67	0.00	0.00	0.00	0.00	0.00	14.27	0.00	14.27
Nov 15	10:30 AM	15 min	7,575.49	1894.12	0.00	0.00	0.00	0.00	114.17	25.44	114.17	25.44
Nov 15	10:45 AM	15 min	7,577.44	1902.95	0.00	0.00	0.00	0.00	89.32	17.22	89.32	17.22
Nov 15	11:00 AM	15 min	7,646.19	1909.99	0.00	0.00	0.00	0.00	48.44	123.46	48.44	123.46
Nov 15	11:15 AM	15 min	7,633.76	1895.15	0.00	0.00	0.00	0.00	939.24	248.10	939.24	248.10
Nov 15	11:30 AM	15 min	7,527.48	1847.42	0.00	0.00	0.00	0.00	1,045.52	275.05	1,045.52	275.05
Nov 15	11:45 AM	15 min	7,251.85	1784.27	0.00	0.00	0.00	0.00	1,154.85	230.74	1,154.85	230.74
Nov 15	12:00 PM	15 min	7,022.34	1702.69	0.00	0.00	0.00	0.00	691.03	198.13	691.03	198.13
Nov 15	12:15 PM	15 min	6,599.15	1565.83	0.00	0.00	0.00	0.00	894.04	252.83	894.04	252.83
Nov 15	12:30 PM	15 min	5,927.52	1448.39	0.00	0.00	0.00	0.00	1,128.58	310.09	1,128.58	310.09
Nov 15	12:45 PM	15 min	5,659.58	1418.88	0.00	0.00	0.00	0.00	1,352.15	361.93	1,352.15	361.93
Nov 15	1:00 PM	15 min	5,691.44	1487.80	0.00	0.00	0.00	0.00	1,543.27	362.30	1,543.27	362.30
Nov 15	1:15 PM	15 min	6,210.92	1637.59	0.00	0.00	0.00	0.00	1,355.17	241.16	1,355.17	241.16
Nov 15	1:30 PM	15 min	6,889.78	1846.00	0.00	0.00	0.00	0.00	574.09	71.76	574.09	71.76
Nov 15	1:45 PM	15 min	7,878.24	2026.88	0.00	0.00	0.00	0.00	0.00	0.00	0.00	0.00
Nov 15	2:00 PM	15 min	8,336.81	2097.26	0.00	0.00	0.00	0.00	0.00	0.00	0.00	0.00
Nov 15	2:15 PM	15 min	8,441.24	2121.15	0.00	0.00	0.00	0.00	0.00	0.00	0.00	0.00
Nov 15	2:30 PM	15 min	8,527.97	2137.62	0.00	0.00	0.00	0.00	0.00	0.00	0.00	0.00
Nov 15	2:45 PM	15 min	8,573.00	2143.25	0.00	0.00	0.00	0.00	0.00	0.00	0.00	0.00
Nov 15	3:00 PM	15 min	8,573.00	2143.25	0.00	0.00	0.00	0.00	0.00	0.00	0.00	0.00
Nov 15	3:15 PM	15 min	8,573.00	2143.25	0.00	0.00	0.00	0.00	0.00	0.00	0.00	0.00
Nov 15	3:30 PM	15 min	8,573.00	2143.25	0.00	0.00	0.00	0.00	0.00	0.00	0.00	0.00
Nov 15	3:45 PM	13 min	8,573.00	1886.06	0.00	0.00	0.00	0.00	0.00	0.00	0.00	0.00
Nov 15	3:58 PM	0 min	8,573.00		0.00		0.00		0.00		0.00	

BLOCK 1 / 160 FOLSOM STREET

Quantitative Shading Calculations for Howard/Fremont Plaza

EXAMPLE	Existing Shading	EXAMPLE	No new shading from Project / Project Alternative
		EXAMPLE	New Shading from Project / Project Alternative

EXAMPLE	No new shading from Project / Project Alternative + Cumulative
EXAMPLE	New Shading from Project / Project Alternative + Cumulative

Analysis Run: 10/13/2015

Technician: AP

Date	Start Time	Duration	Current Park Shading		New Shadow: Project @ 400'		New Shadow: Project @ 300'		New Shadow: Project @ 400' + Cumulative		New Shadow: Project @ 300' + Cumulative	
			Shadow Area (sf)	Shading (sfh)	Shadow Area (sf)	Shading (sfh)	Shadow Area (sf)	Shading (sfh)	Shadow Area (sf)	Shading (sfh)	Shadow Area (sf)	Shading (sfh)
Nov 22	7:58 AM	2 min	8,573.00	342.92	0.00	0.00	0.00	0.00	0.00	0.00	0.00	0.00
Nov 22	8:00 AM	15 min	8,573.00	2143.25	0.00	0.00	0.00	0.00	0.00	0.00	0.00	0.00
Nov 22	8:15 AM	15 min	8,573.00	2143.25	0.00	0.00	0.00	0.00	0.00	0.00	0.00	0.00
Nov 22	8:30 AM	15 min	8,573.00	2143.25	0.00	0.00	0.00	0.00	0.00	0.00	0.00	0.00
Nov 22	8:45 AM	15 min	8,573.00	2139.13	0.00	0.00	0.00	0.00	0.00	0.00	0.00	0.00
Nov 22	9:00 AM	15 min	8,540.07	2139.13	0.00	0.00	0.00	0.00	0.00	0.00	0.00	0.00
Nov 22	9:15 AM	15 min	8,573.00	2135.23	0.00	0.00	0.00	0.00	0.00	0.00	0.00	0.00
Nov 22	9:30 AM	15 min	8,508.88	2125.16	0.00	0.00	0.00	0.00	0.00	0.00	0.00	0.00
Nov 22	9:45 AM	15 min	8,492.38	2112.41	0.00	0.00	0.00	0.00	0.00	0.00	0.00	0.00
Nov 22	10:00 AM	15 min	8,406.89	2059.11	0.00	0.00	0.00	0.00	0.00	0.00	0.00	0.00
Nov 22	10:15 AM	15 min	8,065.95	1995.54	0.00	0.00	0.00	0.00	0.00	14.48	0.00	14.48
Nov 22	10:30 AM	15 min	7,898.35	1982.49	0.00	0.00	0.00	0.00	115.85	14.90	115.85	14.90
Nov 22	10:45 AM	15 min	7,961.53	1992.18	0.00	0.00	0.00	0.00	3.32	3.03	3.32	3.03
Nov 22	11:00 AM	15 min	7,975.90	1995.74	0.00	0.00	0.00	0.00	20.95	75.49	20.95	75.49
Nov 22	11:15 AM	15 min	7,990.06	1990.63	0.00	0.00	0.00	0.00	582.94	152.62	582.94	152.62
Nov 22	11:30 AM	15 min	7,934.95	1951.94	0.00	0.00	0.00	0.00	638.05	184.51	638.05	184.51
Nov 22	11:45 AM	15 min	7,680.59	1889.31	0.00	0.00	0.00	0.00	838.07	179.83	838.07	179.83
Nov 22	12:00 PM	15 min	7,433.91	1826.88	0.00	0.00	0.00	0.00	600.53	174.88	600.53	174.88
Nov 22	12:15 PM	15 min	7,181.16	1717.34	0.00	0.00	0.00	0.00	798.54	228.56	798.54	228.56
Nov 22	12:30 PM	15 min	6,557.56	1570.81	0.00	0.00	0.00	0.00	1,029.94	286.38	1,029.94	286.38
Nov 22	12:45 PM	15 min	6,008.92	1495.57	0.00	0.00	0.00	0.00	1,261.08	341.40	1,261.08	341.40
Nov 22	1:00 PM	15 min	5,955.65	1558.29	0.00	0.00	0.00	0.00	1,470.16	357.19	1,470.16	357.19
Nov 22	1:15 PM	15 min	6,510.69	1736.67	0.00	0.00	0.00	0.00	1,387.37	242.38	1,387.37	242.38
Nov 22	1:30 PM	15 min	7,382.64	1905.40	0.00	0.00	0.00	0.00	551.64	68.95	551.64	68.95
Nov 22	1:45 PM	15 min	7,860.59	2018.03	0.00	0.00	0.00	0.00	0.00	0.00	0.00	0.00
Nov 22	2:00 PM	15 min	8,283.63	2086.22	0.00	0.00	0.00	0.00	0.00	0.00	0.00	0.00
Nov 22	2:15 PM	15 min	8,406.15	2112.69	0.00	0.00	0.00	0.00	0.00	9.71	0.00	9.71
Nov 22	2:30 PM	15 min	8,495.35	2132.68	0.00	0.00	0.00	0.00	77.65	9.71	77.65	9.71
Nov 22	2:45 PM	15 min	8,566.05	2142.38	0.00	0.00	0.00	0.00	0.00	0.00	0.00	0.00
Nov 22	3:00 PM	15 min	8,573.00	2143.25	0.00	0.00	0.00	0.00	0.00	0.00	0.00	0.00
Nov 22	3:15 PM	15 min	8,573.00	2143.25	0.00	0.00	0.00	0.00	0.00	0.00	0.00	0.00
Nov 22	3:30 PM	15 min	8,573.00	2143.25	0.00	0.00	0.00	0.00	0.00	0.00	0.00	0.00
Nov 22	3:45 PM	9 min	8,573.00	1285.95	0.00	0.00	0.00	0.00	0.00	0.00	0.00	0.00
Nov 22	3:54 PM	0 min	8,573.00		0.00		0.00		0.00		0.00	

BLOCK 1 / 160 FOLSOM STREET

Quantitative Shading Calculations for Howard/Fremont Plaza

EXAMPLE	Existing Shading	EXAMPLE	No new shading from Project / Project Alternative	EXAMPLE	No new shading from Project / Project Alternative + Cumulative
		EXAMPLE	New Shading from Project / Project Alternative	EXAMPLE	New Shading from Project / Project Alternative + Cumulative

Analysis Run: 10/13/2015

Technician: AP

Date	Start Time	Duration	Current Park Shading		New Shadow: Project @ 400'		New Shadow: Project @ 300'		New Shadow: Project @ 400' + Cumulative		New Shadow: Project @ 300' + Cumulative	
			Shadow Area (sf)	Shading (sfh)	Shadow Area (sf)	Shading (sfh)	Shadow Area (sf)	Shading (sfh)	Shadow Area (sf)	Shading (sfh)	Shadow Area (sf)	Shading (sfh)
Nov 29	8:05 AM	10 min	8,573.00	1457.41	0.00	0.00	0.00	0.00	0.00	0.00	0.00	0.00
Nov 29	8:15 AM	15 min	8,573.00	2143.25	0.00	0.00	0.00	0.00	0.00	0.00	0.00	0.00
Nov 29	8:30 AM	15 min	8,573.00	2143.25	0.00	0.00	0.00	0.00	0.00	0.00	0.00	0.00
Nov 29	8:45 AM	15 min	8,573.00	2138.88	0.00	0.00	0.00	0.00	0.00	0.00	0.00	0.00
Nov 29	9:00 AM	15 min	8,538.05	2138.88	0.00	0.00	0.00	0.00	0.00	0.00	0.00	0.00
Nov 29	9:15 AM	15 min	8,573.00	2135.06	0.00	0.00	0.00	0.00	0.00	0.00	0.00	0.00
Nov 29	9:30 AM	15 min	8,507.45	2124.84	0.00	0.00	0.00	0.00	0.00	0.00	0.00	0.00
Nov 29	9:45 AM	15 min	8,491.24	2120.66	0.00	0.00	0.00	0.00	0.00	0.00	0.00	0.00
Nov 29	10:00 AM	15 min	8,474.08	2102.82	0.00	0.00	0.00	0.00	0.00	0.00	0.00	0.00
Nov 29	10:15 AM	15 min	8,348.49	2072.85	0.00	0.00	0.00	0.00	0.00	0.01	0.00	0.01
Nov 29	10:30 AM	15 min	8,234.34	2051.62	0.00	0.00	0.00	0.00	0.08	0.01	0.08	0.01
Nov 29	10:45 AM	15 min	8,178.58	2048.01	0.00	0.00	0.00	0.00	0.00	0.00	0.00	0.00
Nov 29	11:00 AM	15 min	8,205.49	2057.68	0.00	0.00	0.00	0.00	0.00	39.63	0.00	39.63
Nov 29	11:15 AM	15 min	8,255.94	2052.18	0.00	0.00	0.00	0.00	317.06	91.07	317.06	91.07
Nov 29	11:30 AM	15 min	8,161.48	2018.19	0.00	0.00	0.00	0.00	411.52	123.54	411.52	123.54
Nov 29	11:45 AM	15 min	7,984.05	1968.45	0.00	0.00	0.00	0.00	576.79	134.82	576.79	134.82
Nov 29	12:00 PM	15 min	7,763.58	1913.57	0.00	0.00	0.00	0.00	501.76	149.12	501.76	149.12
Nov 29	12:15 PM	15 min	7,545.01	1813.17	0.00	0.00	0.00	0.00	691.19	200.82	691.19	200.82
Nov 29	12:30 PM	15 min	6,960.36	1671.61	0.00	0.00	0.00	0.00	915.35	258.36	915.35	258.36
Nov 29	12:45 PM	15 min	6,412.53	1593.22	0.00	0.00	0.00	0.00	1,151.53	315.21	1,151.53	315.21
Nov 29	1:00 PM	15 min	6,333.20	1631.38	0.00	0.00	0.00	0.00	1,370.13	348.11	1,370.13	348.11
Nov 29	1:15 PM	15 min	6,717.88	1777.95	0.00	0.00	0.00	0.00	1,414.74	261.78	1,414.74	261.78
Nov 29	1:30 PM	15 min	7,505.70	1952.04	0.00	0.00	0.00	0.00	679.51	89.68	679.51	89.68
Nov 29	1:45 PM	15 min	8,110.60	2048.04	0.00	0.00	0.00	0.00	37.97	4.75	37.97	4.75
Nov 29	2:00 PM	15 min	8,273.69	2080.70	0.00	0.00	0.00	0.00	0.00	0.00	0.00	0.00
Nov 29	2:15 PM	15 min	8,371.89	2104.29	0.00	0.00	0.00	0.00	0.00	13.82	0.00	13.82
Nov 29	2:30 PM	15 min	8,462.41	2125.48	0.00	0.00	0.00	0.00	110.59	13.82	110.59	13.82
Nov 29	2:45 PM	15 min	8,541.45	2139.31*	0.00	0.00	0.00	0.00	0.00	0.00	0.00	0.00
Nov 29	3:00 PM	15 min	8,573.00	2143.25	0.00	0.00	0.00	0.00	0.00	0.00	0.00	0.00
Nov 29	3:15 PM	15 min	8,573.00	2143.25	0.00	0.00	0.00	0.00	0.00	0.00	0.00	0.00
Nov 29	3:30 PM	15 min	8,573.00	2143.25	0.00	0.00	0.00	0.00	0.00	0.00	0.00	0.00
Nov 29	3:45 PM	6 min	8,573.00	857.30	0.00	0.00	0.00	0.00	0.00	0.00	0.00	0.00
Nov 29	3:51 PM	0 min	8,573.00		0.00		0.00		0.00		0.00	

BLOCK 1 / 160 FOLSOM STREET

Quantitative Shading Calculations for Howard/Fremont Plaza

EXAMPLE	Existing Shading	EXAMPLE	No new shading from Project / Project Alternative
		EXAMPLE	New Shading from Project / Project Alternative

EXAMPLE	No new shading from Project / Project Alternative + Cumulative
EXAMPLE	New Shading from Project / Project Alternative + Cumulative

Analysis Run: 10/13/2015

Technician: AP

Date	Start Time	Duration	Current Park Shading		New Shadow: Project @ 400'		New Shadow: Project @ 300'		New Shadow: Project @ 400' + Cumulative		New Shadow: Project @ 300' + Cumulative	
			Shadow Area (sf)	Shading (sfh)	Shadow Area (sf)	Shading (sfh)	Shadow Area (sf)	Shading (sfh)	Shadow Area (sf)	Shading (sfh)	Shadow Area (sf)	Shading (sfh)
Dec 6	8:11 AM	5 min	8,573.00	685.84	0.00	0.00	0.00	0.00	0.00	0.00	0.00	0.00
Dec 6	8:15 AM	15 min	8,573.00	2143.25	0.00	0.00	0.00	0.00	0.00	0.00	0.00	0.00
Dec 6	8:30 AM	15 min	8,573.00	2143.25	0.00	0.00	0.00	0.00	0.00	0.00	0.00	0.00
Dec 6	8:45 AM	15 min	8,573.00	2138.82	0.00	0.00	0.00	0.00	0.00	0.00	0.00	0.00
Dec 6	9:00 AM	15 min	8,537.58	2138.82	0.00	0.00	0.00	0.00	0.00	0.00	0.00	0.00
Dec 6	9:15 AM	15 min	8,573.00	2135.06	0.00	0.00	0.00	0.00	0.00	0.00	0.00	0.00
Dec 6	9:30 AM	15 min	8,507.51	2135.06	0.00	0.00	0.00	0.00	0.00	0.00	0.00	0.00
Dec 6	9:45 AM	15 min	8,573.00	2130.97	0.00	0.00	0.00	0.00	0.00	0.00	0.00	0.00
Dec 6	10:00 AM	15 min	8,474.74	2116.44	0.00	0.00	0.00	0.00	0.00	0.00	0.00	0.00
Dec 6	10:15 AM	15 min	8,456.78	2111.99	0.00	0.00	0.00	0.00	0.00	0.10	0.00	0.10
Dec 6	10:30 AM	15 min	8,439.10	2096.26	0.00	0.00	0.00	0.00	0.83	0.10	0.83	0.10
Dec 6	10:45 AM	15 min	8,330.96	2083.93	0.00	0.00	0.00	0.00	0.00	0.00	0.00	0.00
Dec 6	11:00 AM	15 min	8,340.47	2093.21	0.00	0.00	0.00	0.00	0.00	20.98	0.00	20.98
Dec 6	11:15 AM	15 min	8,405.18	2092.29	0.00	0.00	0.00	0.00	167.82	50.96	167.82	50.96
Dec 6	11:30 AM	15 min	8,333.13	2064.45	0.00	0.00	0.00	0.00	239.87	78.40	239.87	78.40
Dec 6	11:45 AM	15 min	8,182.47	2023.37	0.00	0.00	0.00	0.00	387.31	99.71	387.31	99.71
Dec 6	12:00 PM	15 min	8,004.49	1973.25	0.00	0.00	0.00	0.00	410.35	125.09	410.35	125.09
Dec 6	12:15 PM	15 min	7,781.53	1877.58	0.00	0.00	0.00	0.00	590.35	174.04	590.35	174.04
Dec 6	12:30 PM	15 min	7,239.08	1742.64	0.00	0.00	0.00	0.00	802.01	230.02	802.01	230.02
Dec 6	12:45 PM	15 min	6,702.06	1676.67	0.00	0.00	0.00	0.00	1,038.14	287.58	1,038.14	287.58
Dec 6	1:00 PM	15 min	6,711.30	1693.62	0.00	0.00	0.00	0.00	1,262.52	325.37	1,262.52	325.37
Dec 6	1:15 PM	15 min	6,837.65	1786.33	0.00	0.00	0.00	0.00	1,340.42	270.22	1,340.42	270.22
Dec 6	1:30 PM	15 min	7,452.96	1959.91	0.00	0.00	0.00	0.00	821.34	113.20	821.34	113.20
Dec 6	1:45 PM	15 min	8,226.33	2091.14	0.00	0.00	0.00	0.00	84.26	10.53	84.26	10.53
Dec 6	2:00 PM	15 min	8,502.76	2105.27	0.00	0.00	0.00	0.00	0.00	0.00	0.00	0.00
Dec 6	2:15 PM	15 min	8,339.38	2096.30	0.00	0.00	0.00	0.00	0.00	17.75	0.00	17.75
Dec 6	2:30 PM	15 min	8,431.03	2118.12	0.00	0.00	0.00	0.00	141.97	25.13	141.97	25.13
Dec 6	2:45 PM	15 min	8,513.94	2135.78	0.00	0.00	0.00	0.00	59.06	7.38	59.06	7.38
Dec 6	3:00 PM	15 min	8,572.26	2143.16	0.00	0.00	0.00	0.00	0.00	0.00	0.00	0.00
Dec 6	3:15 PM	15 min	8,573.00	2143.25	0.00	0.00	0.00	0.00	0.00	0.00	0.00	0.00
Dec 6	3:30 PM	15 min	8,573.00	2143.25	0.00	0.00	0.00	0.00	0.00	0.00	0.00	0.00
Dec 6	3:45 PM	6 min	8,573.00	857.30	0.00	0.00	0.00	0.00	0.00	0.00	0.00	0.00
Dec 6	3:51 PM	0 min	8,573.00		0.00		0.00		0.00		0.00	

BLOCK 1 / 160 FOLSOM STREET

Quantitative Shading Calculations for Howard/Fremont Plaza

Analysis Run: 10/13/2015

Technician: AP

EXAMPLE	Existing Shading
EXAMPLE	No new shading from Project / Project Alternative
EXAMPLE	New Shading from Project / Project Alternative
EXAMPLE	No new shading from Project / Project Alternative + Cumulative
EXAMPLE	New Shading from Project / Project Alternative + Cumulative

Date	Start Time	Duration	Current Park Shading		New Shadow: Project @ 400'		New Shadow: Project @ 300'		New Shadow: Project @ 400' + Cumulative		New Shadow: Project @ 300' + Cumulative	
			Shadow Area (sf)	Shading (sfh)	Shadow Area (sf)	Shading (sfh)	Shadow Area (sf)	Shading (sfh)	Shadow Area (sf)	Shading (sfh)	Shadow Area (sf)	Shading (sfh)
Dec 13	8:17 AM	13 min	8,573.00	1886.06	0.00	0.00	0.00	0.00	0.00	0.00	0.00	0.00
Dec 13	8:30 AM	15 min	8,573.00	2143.25	0.00	0.00	0.00	0.00	0.00	0.00	0.00	0.00
Dec 13	8:45 AM	15 min	8,573.00	2138.95	0.00	0.00	0.00	0.00	0.00	0.00	0.00	0.00
Dec 13	9:00 AM	15 min	8,538.62	2138.95	0.00	0.00	0.00	0.00	0.00	0.00	0.00	0.00
Dec 13	9:15 AM	15 min	8,573.00	2135.24	0.00	0.00	0.00	0.00	0.00	0.00	0.00	0.00
Dec 13	9:30 AM	15 min	8,508.93	2135.24	0.00	0.00	0.00	0.00	0.00	0.00	0.00	0.00
Dec 13	9:45 AM	15 min	8,573.00	2131.22	0.00	0.00	0.00	0.00	0.00	0.00	0.00	0.00
Dec 13	10:00 AM	15 min	8,476.74	2116.98	0.00	0.00	0.00	0.00	0.00	0.00	0.00	0.00
Dec 13	10:15 AM	15 min	8,459.13	2128.55	0.00	0.00	0.00	0.00	0.00	0.00	0.00	0.00
Dec 13	10:30 AM	15 min	8,569.26	2124.62	0.00	0.00	0.00	0.00	0.00	0.00	0.00	0.00
Dec 13	10:45 AM	15 min	8,427.69	2105.14	0.00	0.00	0.00	0.00	0.00	0.00	0.00	0.00
Dec 13	11:00 AM	15 min	8,413.43	2109.34	0.00	0.00	0.00	0.00	0.00	13.96	0.00	13.96
Dec 13	11:15 AM	15 min	8,461.30	2113.63	0.00	0.00	0.00	0.00	111.70	29.62	111.70	29.62
Dec 13	11:30 AM	15 min	8,447.76	2095.57	0.00	0.00	0.00	0.00	125.24	47.68	125.24	47.68
Dec 13	11:45 AM	15 min	8,316.78	2058.82	0.00	0.00	0.00	0.00	256.22	74.27	256.22	74.27
Dec 13	12:00 PM	15 min	8,153.78	2010.99	0.00	0.00	0.00	0.00	337.94	105.60	337.94	105.60
Dec 13	12:15 PM	15 min	7,934.10	1928.24	0.00	0.00	0.00	0.00	506.89	151.80	506.89	151.80
Dec 13	12:30 PM	15 min	7,491.79	1803.57	0.00	0.00	0.00	0.00	707.47	205.73	707.47	205.73
Dec 13	12:45 PM	15 min	6,936.81	1728.42	0.00	0.00	0.00	0.00	938.37	262.92	938.37	262.92
Dec 13	1:00 PM	15 min	6,890.53	1732.80	0.00	0.00	0.00	0.00	1,164.97	303.65	1,164.97	303.65
Dec 13	1:15 PM	15 min	6,971.91	1793.63	0.00	0.00	0.00	0.00	1,264.22	276.69	1,264.22	276.69
Dec 13	1:30 PM	15 min	7,377.13	1942.39	0.00	0.00	0.00	0.00	949.26	134.47	949.26	134.47
Dec 13	1:45 PM	15 min	8,161.99	2088.93	0.00	0.00	0.00	0.00	126.50	15.81	126.50	15.81
Dec 13	2:00 PM	15 min	8,549.49	2114.33	0.00	0.00	0.00	0.00	0.00	0.00	0.00	0.00
Dec 13	2:15 PM	15 min	8,365.14	2095.96	0.00	0.00	0.00	0.00	0.00	21.31	0.00	21.31
Dec 13	2:30 PM	15 min	8,402.54	2111.30	0.00	0.00	0.00	0.00	170.46	31.95	170.46	31.95
Dec 13	2:45 PM	15 min	8,487.84	2130.81	0.00	0.00	0.00	0.00	85.16	10.64	85.16	10.64
Dec 13	3:00 PM	15 min	8,558.63	2141.45	0.00	0.00	0.00	0.00	0.00	0.00	0.00	0.00
Dec 13	3:15 PM	15 min	8,573.00	2143.25	0.00	0.00	0.00	0.00	0.00	0.00	0.00	0.00
Dec 13	3:30 PM	15 min	8,573.00	2143.25	0.00	0.00	0.00	0.00	0.00	0.00	0.00	0.00
Dec 13	3:45 PM	6 min	8,573.00	857.30	0.00	0.00	0.00	0.00	0.00	0.00	0.00	0.00
Dec 13	3:51 PM	0 min	8,573.00		0.00		0.00		0.00		0.00	

BLOCK 1 / 160 FOLSOM STREET

Quantitative Shading Calculations for Howard/Fremont Plaza

EXAMPLE	Existing Shading	EXAMPLE	No new shading from Project / Project Alternative
EXAMPLE	New Shading from Project / Project Alternative	EXAMPLE	No new shading from Project / Project Alternative + Cumulative
EXAMPLE	New Shading from Project / Project Alternative + Cumulative		

Analysis Run: 10/13/2015

Technician: AP

Date	Start Time	Duration	Current Park Shading		New Shadow: Project @ 400'		New Shadow: Project @ 300'		New Shadow: Project @ 400' + Cumulative		New Shadow: Project @ 300' + Cumulative	
			Shadow Area (sf)	Shading (sfh)	Shadow Area (sf)	Shading (sfh)	Shadow Area (sf)	Shading (sfh)	Shadow Area (sf)	Shading (sfh)	Shadow Area (sf)	Shading (sfh)
Dec 21	8:22 AM	8 min	8,573.00	1200.22	0.00	0.00	0.00	0.00	0.00	0.00	0.00	0.00
Dec 21	8:30 AM	15 min	8,573.00	2143.25	0.00	0.00	0.00	0.00	0.00	0.00	0.00	0.00
Dec 21	8:45 AM	15 min	8,573.00	2139.31	0.00	0.00	0.00	0.00	0.00	0.00	0.00	0.00
Dec 21	9:00 AM	15 min	8,541.47	2139.31	0.00	0.00	0.00	0.00	0.00	0.00	0.00	0.00
Dec 21	9:15 AM	15 min	8,573.00	2135.64	0.00	0.00	0.00	0.00	0.00	0.00	0.00	0.00
Dec 21	9:30 AM	15 min	8,512.08	2135.64	0.00	0.00	0.00	0.00	0.00	0.00	0.00	0.00
Dec 21	9:45 AM	15 min	8,573.00	2131.68	0.00	0.00	0.00	0.00	0.00	0.00	0.00	0.00
Dec 21	10:00 AM	15 min	8,480.43	2117.95	0.00	0.00	0.00	0.00	0.00	0.00	0.00	0.00
Dec 21	10:15 AM	15 min	8,463.17	2128.89	0.00	0.00	0.00	0.00	0.00	0.00	0.00	0.00
Dec 21	10:30 AM	15 min	8,567.94	2131.33	0.00	0.00	0.00	0.00	0.00	0.00	0.00	0.00
Dec 21	10:45 AM	15 min	8,482.70	2115.09	0.00	0.00	0.00	0.00	0.00	0.00	0.00	0.00
Dec 21	11:00 AM	15 min	8,438.03	2114.50	0.00	0.00	0.00	0.00	0.00	8.47	0.00	8.47
Dec 21	11:15 AM	15 min	8,477.98	2122.31	0.00	0.00	0.00	0.00	67.73	17.53	67.73	17.53
Dec 21	11:30 AM	15 min	8,500.51	2112.07	0.00	0.00	0.00	0.00	72.49	31.18	72.49	31.18
Dec 21	11:45 AM	15 min	8,396.08	2078.58	0.00	0.00	0.00	0.00	176.92	64.17	176.92	64.17
Dec 21	12:00 PM	15 min	8,232.55	2035.71	0.00	0.00	0.00	0.00	336.45	97.18	336.45	97.18
Dec 21	12:15 PM	15 min	8,053.13	1964.15	0.00	0.00	0.00	0.00	440.97	134.07	440.97	134.07
Dec 21	12:30 PM	15 min	7,660.08	1845.21	0.00	0.00	0.00	0.00	631.58	185.92	631.58	185.92
Dec 21	12:45 PM	15 min	7,101.57	1755.87	0.00	0.00	0.00	0.00	855.81	242.41	855.81	242.41
Dec 21	1:00 PM	15 min	6,945.42	1750.62	0.00	0.00	0.00	0.00	1,083.47	289.89	1,083.47	289.89
Dec 21	1:15 PM	15 min	7,059.56	1789.92	0.00	0.00	0.00	0.00	1,235.62	284.15	1,235.62	284.15
Dec 21	1:30 PM	15 min	7,259.84	1908.58	0.00	0.00	0.00	0.00	1,037.56	168.89	1,037.56	168.89
Dec 21	1:45 PM	15 min	8,008.78	2066.40	0.00	0.00	0.00	0.00	313.57	39.20	313.57	39.20
Dec 21	2:00 PM	15 min	8,522.44	2131.48	0.00	0.00	0.00	0.00	0.00	0.00	0.00	0.00
Dec 21	2:15 PM	15 min	8,529.41	2113.04	0.00	0.00	0.00	0.00	0.00	24.76	0.00	24.76
Dec 21	2:30 PM	15 min	8,374.92	2104.66	0.00	0.00	0.00	0.00	198.08	38.59	198.08	38.59
Dec 21	2:45 PM	15 min	8,462.36	2125.19	0.00	0.00	0.00	0.00	110.64	13.83	110.64	13.83
Dec 21	3:00 PM	15 min	8,539.16	2139.02	0.00	0.00	0.00	0.00	0.00	0.00	0.00	0.00
Dec 21	3:15 PM	15 min	8,573.00	2143.25	0.00	0.00	0.00	0.00	0.00	0.00	0.00	0.00
Dec 21	3:30 PM	15 min	8,573.00	2143.25	0.00	0.00	0.00	0.00	0.00	0.00	0.00	0.00
Dec 21	3:45 PM	10 min	8,573.00	1457.41	0.00	0.00	0.00	0.00	0.00	0.00	0.00	0.00
Dec 21	3:55 PM	0 min	8,573.00		0.00		0.00		0.00		0.00	

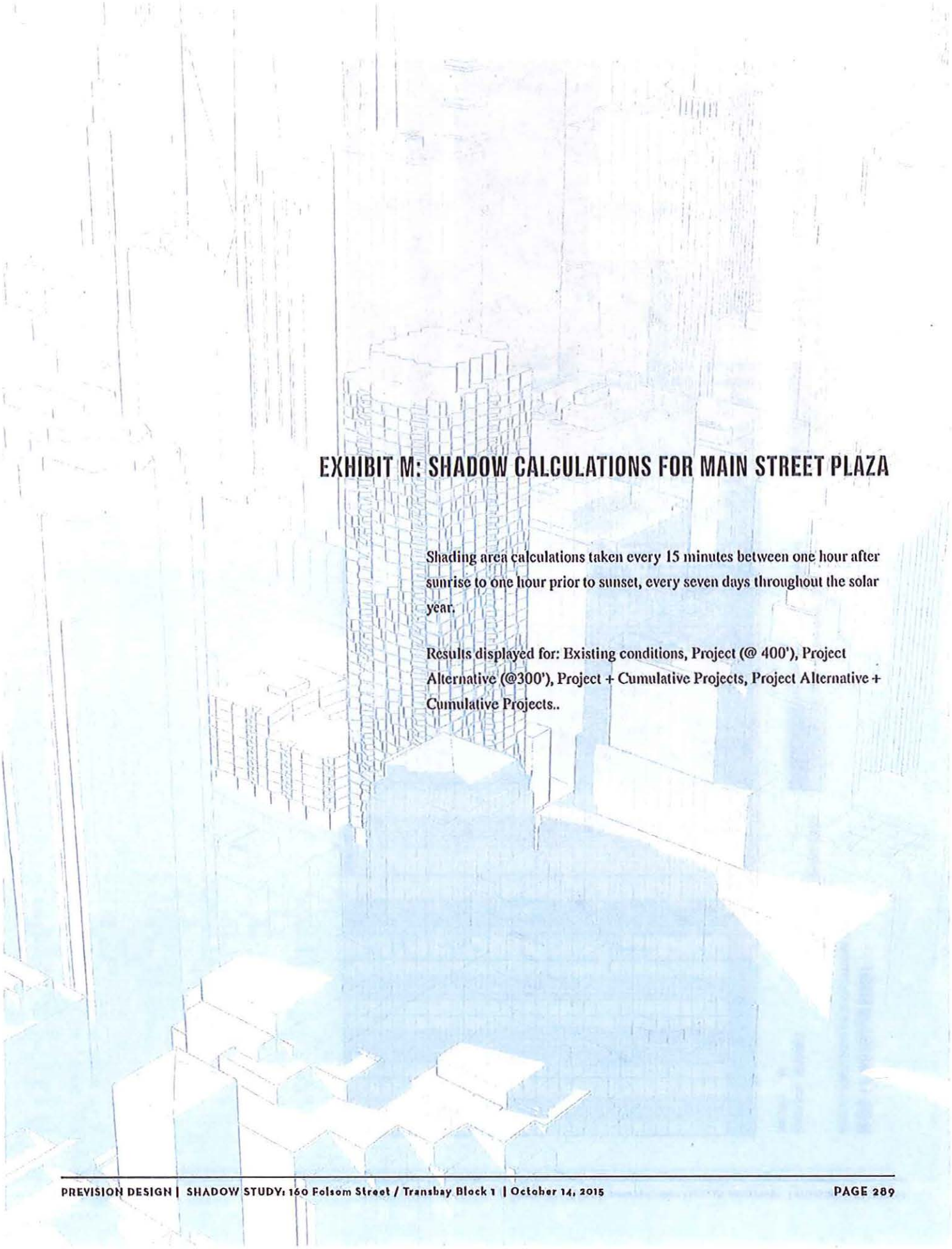

EXHIBIT M: SHADOW CALCULATIONS FOR MAIN STREET PLAZA

Shading area calculations taken every 15 minutes between one hour after sunrise to one hour prior to sunset, every seven days throughout the solar year.

Results displayed for: Existing conditions, Project (@ 400'), Project Alternative (@300'), Project + Cumulative Projects, Project Alternative + Cumulative Projects..

BLOCK 1 / 160 FOLSOM STREET

Quantitative Shading Calculations for Main Street Plaza

EXAMPLE	Existing Shading	EXAMPLE	No new shading from Project / Project Alternative
		EXAMPLE	New Shading from Project / Project Alternative
EXAMPLE	No new shading from Project / Project Alternative + Cumulative
EXAMPLE	New Shading from Project / Project Alternative + Cumulative

Analysis Run: 8/21/2015

Technician: AP

Date	Start Time	Duration	Current Park Shading		New Shadow: Project @ 400'		New Shadow: Project @ 300'		New Shadow: Project @ 400' + Cumulative		New Shadow: Project @ 300' + Cumulative	
			Shadow Area (sf)	Shading (sfh)	Shadow Area (sf)	Shading (sfh)	Shadow Area (sf)	Shading (sfh)	Shadow Area (sf)	Shading (sfh)	Shadow Area (sf)	Shading (sfh)
Jun 21	6:48 AM	12 min	4,652.15	930.43	0.00	0.00	0.00	0.00	0.00	0.00	0.00	0.00
Jun 21	7:00 AM	15 min	4,652.15	1163.04	0.00	0.00	0.00	0.00	0.00	0.00	0.00	0.00
Jun 21	7:15 AM	15 min	4,652.15	1163.04	0.00	0.00	0.00	0.00	0.00	0.00	0.00	0.00
Jun 21	7:30 AM	15 min	4,652.15	1163.04	0.00	0.00	0.00	0.00	0.00	0.00	0.00	0.00
Jun 21	7:45 AM	15 min	4,652.15	1163.04	0.00	0.00	0.00	0.00	0.00	0.00	0.00	0.00
Jun 21	8:00 AM	15 min	4,652.15	1163.04	0.00	0.00	0.00	0.00	0.00	0.00	0.00	0.00
Jun 21	8:15 AM	15 min	4,652.15	1163.04	0.00	0.00	0.00	0.00	0.00	0.00	0.00	0.00
Jun 21	8:30 AM	15 min	4,652.15	1163.04	0.00	0.00	0.00	0.00	0.00	0.00	0.00	0.00
Jun 21	8:45 AM	15 min	4,652.15	1163.04	0.00	0.00	0.00	0.00	0.00	0.00	0.00	0.00
Jun 21	9:00 AM	15 min	4,652.15	1163.04	0.00	0.00	0.00	0.00	0.00	0.00	0.00	0.00
Jun 21	9:15 AM	15 min	4,652.15	1163.04	0.00	0.00	0.00	0.00	0.00	0.00	0.00	0.00
Jun 21	9:30 AM	15 min	4,652.15	1159.39	0.00	3.65	0.00	3.65	0.00	3.65	0.00	3.65
Jun 21	9:45 AM	15 min	4,622.97	1141.03	29.18	22.01	29.18	3.65	29.18	22.01	29.18	3.65
Jun 21	10:00 AM	15 min	4,505.24	1101.49	146.92	61.54	146.92	61.54	146.92	61.54	0.00	0.00
Jun 21	10:15 AM	15 min	4,306.72	1034.79	345.44	100.28	0.00	0.00	345.44	100.28	0.00	0.00
Jun 21	10:30 AM	15 min	3,971.58	947.39	456.83	57.10	0.00	0.00	456.83	57.10	0.00	0.00
Jun 21	10:45 AM	15 min	3,607.53	855.70	0.00	0.00	0.00	0.00	0.00	0.00	0.00	0.00
Jun 21	11:00 AM	15 min	3,238.08	760.76	0.00	0.00	0.00	0.00	0.00	0.00	0.00	0.00
Jun 21	11:15 AM	15 min	2,847.98	661.01	0.00	0.00	0.00	0.00	0.00	0.00	0.00	0.00
Jun 21	11:30 AM	15 min	2,440.10	556.52	0.00	0.00	0.00	0.00	0.00	0.00	0.00	0.00
Jun 21	11:45 AM	15 min	2,012.05	447.10	0.00	0.00	0.00	0.00	0.00	0.00	0.00	0.00
Jun 21	12:00 PM	15 min	1,564.74	334.12	0.00	0.00	0.00	0.00	0.00	0.00	0.00	0.00
Jun 21	12:15 PM	15 min	1,108.24	256.82	0.00	0.00	0.00	0.00	0.00	0.00	0.00	0.00
Jun 21	12:30 PM	15 min	946.34	218.59	0.00	0.00	0.00	0.00	0.00	0.00	0.00	0.00
Jun 21	12:45 PM	15 min	802.42	182.93	0.00	0.00	0.00	0.00	0.00	0.00	0.00	0.00
Jun 21	1:00 PM	15 min	661.05	147.80	0.00	0.00	0.00	0.00	0.00	0.00	0.00	0.00
Jun 21	1:15 PM	15 min	521.32	113.00	0.00	0.00	0.00	0.00	0.00	0.00	0.00	0.00
Jun 21	1:30 PM	15 min	382.65	78.33	0.00	0.00	0.00	0.00	0.00	0.00	0.00	0.00
Jun 21	1:45 PM	15 min	243.99	43.58	0.00	0.00	0.00	0.00	0.00	0.00	0.00	0.00
Jun 21	2:00 PM	15 min	104.66	37.86	0.00	0.00	0.00	0.00	0.00	0.00	0.00	0.00
Jun 21	2:15 PM	15 min	198.18	140.69	0.00	0.00	0.00	0.00	0.00	0.00	0.00	0.00
Jun 21	2:30 PM	15 min	927.35	312.13	0.00	0.00	0.00	0.00	0.00	71.45	0.00	71.45
Jun 21	2:45 PM	15 min	1,569.68	462.66	0.00	0.00	0.00	0.00	571.57	386.52	571.57	386.52
Jun 21	3:00 PM	15 min	2,131.57	592.15	0.00	0.00	0.00	0.00	2,520.58	570.89	2,520.58	570.89
Jun 21	3:15 PM	15 min	2,605.65	690.58	0.00	0.00	0.00	0.00	2,046.51	472.45	2,046.51	472.45
Jun 21	3:30 PM	15 min	2,919.02	757.32	0.00	0.00	0.00	0.00	1,733.13	405.72	1,733.13	405.72
Jun 21	3:45 PM	15 min	3,139.51	805.62	0.00	0.00	0.00	0.00	1,512.64	357.42	1,512.64	357.42
Jun 21	4:00 PM	15 min	3,305.42	842.76	0.00	0.00	0.00	0.00	1,346.73	320.28	1,346.73	320.28
Jun 21	4:15 PM	15 min	3,436.64	872.64	0.00	0.00	0.00	0.00	1,215.51	290.40	1,215.51	290.40
Jun 21	4:30 PM	15 min	3,544.45	897.52	0.00	0.00	0.00	0.00	1,107.70	265.52	1,107.70	265.52
Jun 21	4:45 PM	15 min	3,635.69	918.82	0.00	0.00	0.00	0.00	1,016.47	244.22	1,016.47	244.22
Jun 21	5:00 PM	15 min	3,714.87	937.48	0.00	0.00	0.00	0.00	937.28	225.56	937.28	225.56
Jun 21	5:15 PM	15 min	3,784.96	954.13	0.00	0.00	0.00	0.00	867.19	208.91	867.19	208.91
Jun 21	5:30 PM	15 min	3,848.06	986.90	0.00	0.00	0.00	0.00	804.10	176.14	804.10	176.14
Jun 21	5:45 PM	15 min	4,047.17	1000.80	0.00	0.00	0.00	0.00	604.99	162.23	604.99	162.23
Jun 21	6:00 PM	15 min	3,959.26	996.08	0.00	0.00	0.00	0.00	692.89	166.96	692.89	166.96
Jun 21	6:15 PM	15 min	4,009.38	1008.27	0.00	0.00	0.00	0.00	642.78	154.77	642.78	154.77
Jun 21	6:30 PM	15 min	4,056.76	1088.61	0.00	0.00	0.00	0.00	595.40	74.42	595.40	74.42
Jun 21	6:45 PM	15 min	4,652.15	1163.04	0.00	0.00	0.00	0.00	0.00	0.00	0.00	0.00
Jun 21	7:00 PM	15 min	4,652.15	1163.04	0.00	0.00	0.00	0.00	0.00	0.00	0.00	0.00
Jun 21	7:15 PM	15 min	4,652.15	1163.04	0.00	0.00	0.00	0.00	0.00	0.00	0.00	0.00
Jun 21	7:30 PM	5 min	4,652.15	418.69	0.00	0.00	0.00	0.00	0.00	0.00	0.00	0.00
Jun 21	7:35 PM	0 min	4,652.15		0.00		0.00		0.00		0.00	

BLOCK 1 / 160 FOLSOM STREET

Quantitative Shading Calculations for Main Street Plaza

EXAMPLE	Existing Shading	EXAMPLE	No new shading from Project / Project Alternative
		EXAMPLE	New Shading from Project / Project Alternative
EXAMPLE	No new shading from Project / Project Alternative + Cumulative		
EXAMPLE	New Shading from Project / Project Alternative + Cumulative		

Analysis Run: 8/21/2015

Technician: AP

Date	Start Time	Duration	Current Park Shading		New Shadow: Project @ 400'		New Shadow: Project @ 300'		New Shadow: Project @ 400' + Cumulative		New Shadow: Project @ 300' + Cumulative	
			Shadow Area (sf)	Shading (sfh)	Shadow Area (sf)	Shading (sfh)	Shadow Area (sf)	Shading (sfh)	Shadow Area (sf)	Shading (sfh)	Shadow Area (sf)	Shading (sfh)
Jun 28	6:50 AM	10 min	4,652.15	790.87	0.00	0.00	0.00	0.00	0.00	0.00	0.00	0.00
Jun 28	7:00 AM	15 min	4,652.15	1163.04	0.00	0.00	0.00	0.00	0.00	0.00	0.00	0.00
Jun 28	7:15 AM	15 min	4,652.15	1163.04	0.00	0.00	0.00	0.00	0.00	0.00	0.00	0.00
Jun 28	7:30 AM	15 min	4,652.15	1163.04	0.00	0.00	0.00	0.00	0.00	0.00	0.00	0.00
Jun 28	7:45 AM	15 min	4,652.15	1163.04	0.00	0.00	0.00	0.00	0.00	0.00	0.00	0.00
Jun 28	8:00 AM	15 min	4,652.15	1163.04	0.00	0.00	0.00	0.00	0.00	0.00	0.00	0.00
Jun 28	8:15 AM	15 min	4,652.15	1163.04	0.00	0.00	0.00	0.00	0.00	0.00	0.00	0.00
Jun 28	8:30 AM	15 min	4,652.15	1163.04	0.00	0.00	0.00	0.00	0.00	0.00	0.00	0.00
Jun 28	8:45 AM	15 min	4,652.15	1163.04	0.00	0.00	0.00	0.00	0.00	0.00	0.00	0.00
Jun 28	9:00 AM	15 min	4,652.15	1163.04	0.00	0.00	0.00	0.00	0.00	0.00	0.00	0.00
Jun 28	9:15 AM	15 min	4,652.15	1163.04	0.00	0.00	0.00	0.00	0.00	0.00	0.00	0.00
Jun 28	9:30 AM	15 min	4,652.15	1159.71	0.00	3.32	0.00	3.32	0.00	3.32	0.00	3.32
Jun 28	9:45 AM	15 min	4,625.56	1142.13	26.60	20.91	26.60	3.32	26.60	20.91	26.60	3.32
Jun 28	10:00 AM	15 min	4,511.49	1103.39	140.67	59.65	0.00	0.00	140.67	59.65	0.00	0.00
Jun 28	10:15 AM	15 min	4,315.63	1038.95	336.52	111.26	0.00	0.00	336.52	111.26	0.00	0.00
Jun 28	10:30 AM	15 min	3,995.99	954.18	553.58	69.20	0.00	0.00	553.58	69.20	0.00	0.00
Jun 28	10:45 AM	15 min	3,637.47	863.56	0.00	0.00	0.00	0.00	0.00	0.00	0.00	0.00
Jun 28	11:00 AM	15 min	3,271.01	769.32	0.00	0.00	0.00	0.00	0.00	0.00	0.00	0.00
Jun 28	11:15 AM	15 min	2,883.54	670.13	0.00	0.00	0.00	0.00	0.00	0.00	0.00	0.00
Jun 28	11:30 AM	15 min	2,477.47	566.10	0.00	0.00	0.00	0.00	0.00	0.00	0.00	0.00
Jun 28	11:45 AM	15 min	2,051.36	457.18	0.00	0.00	0.00	0.00	0.00	0.00	0.00	0.00
Jun 28	12:00 PM	15 min	1,606.10	343.71	0.00	0.00	0.00	0.00	0.00	0.00	0.00	0.00
Jun 28	12:15 PM	15 min	1,143.60	264.01	0.00	0.00	0.00	0.00	0.00	0.00	0.00	0.00
Jun 28	12:30 PM	15 min	968.51	224.04	0.00	0.00	0.00	0.00	0.00	0.00	0.00	0.00
Jun 28	12:45 PM	15 min	823.81	188.21	0.00	0.00	0.00	0.00	0.00	0.00	0.00	0.00
Jun 28	1:00 PM	15 min	681.84	152.94	0.00	0.00	0.00	0.00	0.00	0.00	0.00	0.00
Jun 28	1:15 PM	15 min	541.69	118.05	0.00	0.00	0.00	0.00	0.00	0.00	0.00	0.00
Jun 28	1:30 PM	15 min	402.74	83.32	0.00	0.00	0.00	0.00	0.00	0.00	0.00	0.00
Jun 28	1:45 PM	15 min	263.83	48.54	0.00	0.00	0.00	0.00	0.00	0.00	0.00	0.00
Jun 28	2:00 PM	15 min	124.45	26.69	0.00	0.00	0.00	0.00	0.00	0.00	0.00	0.00
Jun 28	2:15 PM	15 min	89.07	114.38	0.00	0.00	0.00	0.00	0.00	0.00	0.00	0.00
Jun 28	2:30 PM	15 min	825.98	287.68	0.00	0.00	0.00	0.00	0.00	49.71	0.00	49.71
Jun 28	2:45 PM	15 min	1,475.45	439.82	0.00	0.00	0.00	0.00	397.72	336.05	397.72	336.05
Jun 28	3:00 PM	15 min	2,043.09	572.64	0.00	0.00	0.00	0.00	2,290.69	550.61	2,290.69	550.61
Jun 28	3:15 PM	15 min	2,538.00	676.29	0.00	0.00	0.00	0.00	2,114.15	486.75	2,114.15	486.75
Jun 28	3:30 PM	15 min	2,872.28	747.11	0.00	0.00	0.00	0.00	1,779.87	415.92	1,779.87	415.92
Jun 28	3:45 PM	15 min	3,104.63	797.84	0.00	0.00	0.00	0.00	1,547.52	365.20	1,547.52	365.20
Jun 28	4:00 PM	15 min	3,278.08	836.55	0.00	0.00	0.00	0.00	1,374.07	326.48	1,374.07	326.48
Jun 28	4:15 PM	15 min	3,414.35	867.50	0.00	0.00	0.00	0.00	1,237.80	295.53	1,237.80	295.53
Jun 28	4:30 PM	15 min	3,525.68	893.15	0.00	0.00	0.00	0.00	1,126.47	269.89	1,126.47	269.89
Jun 28	4:45 PM	15 min	3,619.52	914.99	0.00	0.00	0.00	0.00	1,032.63	248.05	1,032.63	248.05
Jun 28	5:00 PM	15 min	3,700.41	934.09	0.00	0.00	0.00	0.00	951.74	228.95	951.74	228.95
Jun 28	5:15 PM	15 min	3,772.31	953.00	0.00	0.00	0.00	0.00	879.84	210.03	879.84	210.03
Jun 28	5:30 PM	15 min	3,851.72	1008.78	0.00	0.00	0.00	0.00	800.43	154.26	800.43	154.26
Jun 28	5:45 PM	15 min	4,218.51	1021.01	0.00	0.00	0.00	0.00	433.64	142.02	433.64	142.02
Jun 28	6:00 PM	15 min	3,949.60	993.74	0.00	0.00	0.00	0.00	702.56	169.29	702.56	169.29
Jun 28	6:15 PM	15 min	4,000.35	1006.08	0.00	0.00	0.00	0.00	651.80	156.96	651.80	156.96
Jun 28	6:30 PM	15 min	4,048.30	1087.56	0.00	0.00	0.00	0.00	603.85	75.48	603.85	75.48
Jun 28	6:45 PM	15 min	4,652.15	1163.04	0.00	0.00	0.00	0.00	0.00	0.00	0.00	0.00
Jun 28	7:00 PM	15 min	4,652.15	1163.04	0.00	0.00	0.00	0.00	0.00	0.00	0.00	0.00
Jun 28	7:15 PM	15 min	4,652.15	1163.04	0.00	0.00	0.00	0.00	0.00	0.00	0.00	0.00
Jun 28	7:30 PM	6 min	4,652.15	465.22	0.00	0.00	0.00	0.00	0.00	0.00	0.00	0.00
Jun 28	7:36 PM	0 min	4,652.15		0.00		0.00		0.00		0.00	

BLOCK 1 / 160 FOLSOM STREET

Quantitative Shading Calculations for Main Street Plaza

Analysis Run: 8/21/2015

Technician: AP

EXAMPLE	Existing Shading	EXAMPLE	No new shading from Project / Project Alternative
		EXAMPLE	New Shading from Project / Project Alternative
EXAMPLE	No new shading from Project / Project Alternative + Cumulative		
EXAMPLE	New Shading from Project / Project Alternative + Cumulative		

Date	Start Time	Duration	Current Park Shading		New Shadow: Project @ 400'		New Shadow: Project @ 300'		New Shadow: Project @ 400' + Cumulative		New Shadow: Project @ 300' + Cumulative	
			Shadow Area (sf)	Shading (sfh)	Shadow Area (sf)	Shading (sfh)	Shadow Area (sf)	Shading (sfh)	Shadow Area (sf)	Shading (sfh)	Shadow Area (sf)	Shading (sfh)
Jul 5	6:54 AM	6 min	4,652.15	465.22	0.00	0.00	0.00	0.00	0.00	0.00	0.00	0.00
Jul 5	7:00 AM	15 min	4,652.15	1163.04	0.00	0.00	0.00	0.00	0.00	0.00	0.00	0.00
Jul 5	7:15 AM	15 min	4,652.15	1163.04	0.00	0.00	0.00	0.00	0.00	0.00	0.00	0.00
Jul 5	7:30 AM	15 min	4,652.15	1163.04	0.00	0.00	0.00	0.00	0.00	0.00	0.00	0.00
Jul 5	7:45 AM	15 min	4,652.15	1163.04	0.00	0.00	0.00	0.00	0.00	0.00	0.00	0.00
Jul 5	8:00 AM	15 min	4,652.15	1163.04	0.00	0.00	0.00	0.00	0.00	0.00	0.00	0.00
Jul 5	8:15 AM	15 min	4,652.15	1163.04	0.00	0.00	0.00	0.00	0.00	0.00	0.00	0.00
Jul 5	8:30 AM	15 min	4,652.15	1163.04	0.00	0.00	0.00	0.00	0.00	0.00	0.00	0.00
Jul 5	8:45 AM	15 min	4,652.15	1163.04	0.00	0.00	0.00	0.00	0.00	0.00	0.00	0.00
Jul 5	9:00 AM	15 min	4,652.15	1163.04	0.00	0.00	0.00	0.00	0.00	0.00	0.00	0.00
Jul 5	9:15 AM	15 min	4,652.15	1163.04	0.00	0.00	0.00	0.00	0.00	0.00	0.00	0.00
Jul 5	9:30 AM	15 min	4,652.15	1159.05	0.00	3.99	0.00	3.99	0.00	3.99	0.00	3.99
Jul 5	9:45 AM	15 min	4,620.25	1139.84	31.90	23.19	31.90	7.66	31.90	23.19	31.90	7.66
Jul 5	10:00 AM	15 min	4,498.50	1099.00	153.65	64.04	29.34	3.67	153.65	64.04	29.34	3.67
Jul 5	10:15 AM	15 min	4,293.47	1035.20	358.68	124.64	0.00	0.00	358.68	124.64	0.00	0.00
Jul 5	10:30 AM	15 min	3,988.15	955.28	638.47	79.81	0.00	0.00	638.47	79.81	0.00	0.00
Jul 5	10:45 AM	15 min	3,654.11	868.37	0.00	0.00	0.00	0.00	0.00	0.00	0.00	0.00
Jul 5	11:00 AM	15 min	3,292.84	775.07	0.00	0.00	0.00	0.00	0.00	0.00	0.00	0.00
Jul 5	11:15 AM	15 min	2,907.74	676.38	0.00	0.00	0.00	0.00	0.00	0.00	0.00	0.00
Jul 5	11:30 AM	15 min	2,503.33	572.99	0.00	0.00	0.00	0.00	0.00	0.00	0.00	0.00
Jul 5	11:45 AM	15 min	2,080.57	464.50	0.00	0.00	0.00	0.00	0.00	0.00	0.00	0.00
Jul 5	12:00 PM	15 min	1,635.40	351.20	0.00	0.00	0.00	0.00	0.00	0.00	0.00	0.00
Jul 5	12:15 PM	15 min	1,174.23	272.27	0.00	0.00	0.00	0.00	0.00	0.00	0.00	0.00
Jul 5	12:30 PM	15 min	1,003.96	232.71	0.00	0.00	0.00	0.00	0.00	0.00	0.00	0.00
Jul 5	12:45 PM	15 min	857.72	196.53	0.00	0.00	0.00	0.00	0.00	0.00	0.00	0.00
Jul 5	1:00 PM	15 min	714.49	160.97	0.00	0.00	0.00	0.00	0.00	0.00	0.00	0.00
Jul 5	1:15 PM	15 min	573.31	125.82	0.00	0.00	0.00	0.00	0.00	0.00	0.00	0.00
Jul 5	1:30 PM	15 min	433.24	90.88	0.00	0.00	0.00	0.00	0.00	0.00	0.00	0.00
Jul 5	1:45 PM	15 min	293.77	55.95	0.00	0.00	0.00	0.00	0.00	0.00	0.00	0.00
Jul 5	2:00 PM	15 min	153.81	20.79	0.00	0.00	0.00	0.00	0.00	0.00	0.00	0.00
Jul 5	2:15 PM	15 min	12.53	85.56	0.00	0.00	0.00	0.00	0.00	0.00	0.00	0.00
Jul 5	2:30 PM	15 min	671.92	249.60	0.00	0.00	0.00	0.00	0.00	24.88	0.00	24.88
Jul 5	2:45 PM	15 min	1,324.85	402.70	0.00	0.00	0.00	0.00	199.02	266.41	199.02	266.41
Jul 5	3:00 PM	15 min	1,896.75	538.69	0.00	0.00	0.00	0.00	1,932.24	521.45	1,932.24	521.45
Jul 5	3:15 PM	15 min	2,412.81	649.80	0.00	0.00	0.00	0.00	2,239.35	513.24	2,239.35	513.24
Jul 5	3:30 PM	15 min	2,785.56	728.18	0.00	0.00	0.00	0.00	1,866.59	434.86	1,866.59	434.86
Jul 5	3:45 PM	15 min	3,039.90	783.37	0.00	0.00	0.00	0.00	1,612.25	379.67	1,612.25	379.67
Jul 5	4:00 PM	15 min	3,227.07	824.98	0.00	0.00	0.00	0.00	1,425.08	338.06	1,425.08	338.06
Jul 5	4:15 PM	15 min	3,372.75	857.93	0.00	0.00	0.00	0.00	1,279.40	305.10	1,279.40	305.10
Jul 5	4:30 PM	15 min	3,490.73	885.03	0.00	0.00	0.00	0.00	1,161.42	278.01	1,161.42	278.01
Jul 5	4:45 PM	15 min	3,589.49	907.98	0.00	0.00	0.00	0.00	1,062.66	255.06	1,062.66	255.06
Jul 5	5:00 PM	15 min	3,674.37	927.92	0.00	0.00	0.00	0.00	977.78	235.12	977.78	235.12
Jul 5	5:15 PM	15 min	3,748.97	980.53	0.00	0.00	0.00	0.00	903.18	182.51	903.18	182.51
Jul 5	5:30 PM	15 min	4,095.28	1092.42	0.00	0.00	0.00	0.00	556.88	70.62	556.88	70.62
Jul 5	5:45 PM	15 min	4,644.09	1086.57	0.00	0.00	0.00	0.00	8.06	76.47	8.06	76.47
Jul 5	6:00 PM	15 min	4,048.44	1004.08	0.00	0.00	0.00	0.00	603.71	158.96	603.71	158.96
Jul 5	6:15 PM	15 min	3,984.18	1002.18	0.00	0.00	0.00	0.00	667.97	160.86	667.97	160.86
Jul 5	6:30 PM	15 min	4,033.26	1085.68	0.00	0.00	0.00	0.00	618.89	77.36	618.89	77.36
Jul 5	6:45 PM	15 min	4,652.15	1163.04	0.00	0.00	0.00	0.00	0.00	0.00	0.00	0.00
Jul 5	7:00 PM	15 min	4,652.15	1163.04	0.00	0.00	0.00	0.00	0.00	0.00	0.00	0.00
Jul 5	7:15 PM	15 min	4,652.15	1163.04	0.00	0.00	0.00	0.00	0.00	0.00	0.00	0.00
Jul 5	7:30 PM	5 min	4,652.15	418.69	0.00	0.00	0.00	0.00	0.00	0.00	0.00	0.00
Jul 5	7:35 PM	0 min	4,652.15		0.00		0.00		0.00		0.00	

BLOCK 1 / 160 FOLSOM STREET

Quantitative Shading Calculations for Main Street Plaza

Analysis Run: 8/21/2015

Technician: AP

EXAMPLE	Existing Shading	EXAMPLE	No new shading from Project / Project Alternative
		EXAMPLE	New Shading from Project / Project Alternative
EXAMPLE	No new shading from Project / Project Alternative + Cumulative		
EXAMPLE	New Shading from Project / Project Alternative + Cumulative		

Date	Start Time	Duration	Current Park Shading		New Shadow: Project @ 400'		New Shadow: Project @ 300'		New Shadow: Project @ 400' + Cumulative		New Shadow: Project @ 300' + Cumulative	
			Shadow Area (sf)	Shading (sfh)	Shadow Area (sf)	Shading (sfh)	Shadow Area (sf)	Shading (sfh)	Shadow Area (sf)	Shading (sfh)	Shadow Area (sf)	Shading (sfh)
Jul 12	6:58 AM	2 min	4,652.15	186.09	0.00	0.00	0.00	0.00	0.00	0.00	0.00	0.00
Jul 12	7:00 AM	15 min	4,652.15	1163.04	0.00	0.00	0.00	0.00	0.00	0.00	0.00	0.00
Jul 12	7:15 AM	15 min	4,652.15	1163.04	0.00	0.00	0.00	0.00	0.00	0.00	0.00	0.00
Jul 12	7:30 AM	15 min	4,652.15	1163.04	0.00	0.00	0.00	0.00	0.00	0.00	0.00	0.00
Jul 12	7:45 AM	15 min	4,652.15	1163.04	0.00	0.00	0.00	0.00	0.00	0.00	0.00	0.00
Jul 12	8:00 AM	15 min	4,652.15	1163.04	0.00	0.00	0.00	0.00	0.00	0.00	0.00	0.00
Jul 12	8:15 AM	15 min	4,652.15	1163.04	0.00	0.00	0.00	0.00	0.00	0.00	0.00	0.00
Jul 12	8:30 AM	15 min	4,652.15	1163.04	0.00	0.00	0.00	0.00	0.00	0.00	0.00	0.00
Jul 12	8:45 AM	15 min	4,652.15	1163.04	0.00	0.00	0.00	0.00	0.00	0.00	0.00	0.00
Jul 12	9:00 AM	15 min	4,652.15	1163.04	0.00	0.00	0.00	0.00	0.00	0.00	0.00	0.00
Jul 12	9:15 AM	15 min	4,652.15	1163.04	0.00	0.00	0.00	0.00	0.00	0.00	0.00	0.00
Jul 12	9:30 AM	15 min	4,652.15	1157.58	0.00	5.46	0.00	5.46	0.00	5.46	0.00	5.46
Jul 12	9:45 AM	15 min	4,608.48	1134.65	43.67	28.39	43.67	19.00	43.67	28.39	43.67	19.00
Jul 12	10:00 AM	15 min	4,468.69	1088.48	183.46	74.56	108.31	13.54	183.46	74.56	108.31	13.54
Jul 12	10:15 AM	15 min	4,239.13	1023.32	413.03	139.53	0.00	0.00	413.03	139.53	0.00	0.00
Jul 12	10:30 AM	15 min	3,947.42	949.92	703.17	87.90	0.00	0.00	703.17	87.90	0.00	0.00
Jul 12	10:45 AM	15 min	3,651.97	868.90	0.00	0.00	0.00	0.00	0.00	0.00	0.00	0.00
Jul 12	11:00 AM	15 min	3,299.26	777.24	0.00	0.00	0.00	0.00	0.00	0.00	0.00	0.00
Jul 12	11:15 AM	15 min	2,918.65	679.61	0.00	0.00	0.00	0.00	0.00	0.00	0.00	0.00
Jul 12	11:30 AM	15 min	2,518.21	576.79	0.00	0.00	0.00	0.00	0.00	0.00	0.00	0.00
Jul 12	11:45 AM	15 min	2,096.15	468.43	0.00	0.00	0.00	0.00	0.00	0.00	0.00	0.00
Jul 12	12:00 PM	15 min	1,651.28	357.72	0.00	0.00	0.00	0.00	0.00	0.00	0.00	0.00
Jul 12	12:15 PM	15 min	1,210.44	282.71	0.00	0.00	0.00	0.00	0.00	0.00	0.00	0.00
Jul 12	12:30 PM	15 min	1,051.23	244.23	0.00	0.00	0.00	0.00	0.00	0.00	0.00	0.00
Jul 12	12:45 PM	15 min	902.60	207.49	0.00	0.00	0.00	0.00	0.00	0.00	0.00	0.00
Jul 12	1:00 PM	15 min	757.30	171.47	0.00	0.00	0.00	0.00	0.00	0.00	0.00	0.00
Jul 12	1:15 PM	15 min	614.42	135.93	0.00	0.00	0.00	0.00	0.00	0.00	0.00	0.00
Jul 12	1:30 PM	15 min	473.00	100.66	0.00	0.00	0.00	0.00	0.00	0.00	0.00	0.00
Jul 12	1:45 PM	15 min	332.28	65.44	0.00	0.00	0.00	0.00	0.00	0.00	0.00	0.00
Jul 12	2:00 PM	15 min	191.27	30.09	0.00	0.00	0.00	0.00	0.00	0.00	0.00	0.00
Jul 12	2:15 PM	15 min	49.42	65.83	0.00	0.00	0.00	0.00	0.00	0.00	0.00	0.00
Jul 12	2:30 PM	15 min	477.24	200.92	0.00	0.00	0.00	0.00	0.00	4.46	0.00	4.46
Jul 12	2:45 PM	15 min	1,130.12	354.38	0.00	0.00	0.00	0.00	35.67	192.24	35.67	192.24
Jul 12	3:00 PM	15 min	1,704.96	491.42	0.00	0.00	0.00	0.00	1,502.26	491.00	1,502.26	491.00
Jul 12	3:15 PM	15 min	2,226.41	610.24	0.00	0.00	0.00	0.00	2,425.74	552.80	2,425.74	552.80
Jul 12	3:30 PM	15 min	2,655.51	699.89	0.00	0.00	0.00	0.00	1,996.64	463.14	1,996.64	463.14
Jul 12	3:45 PM	15 min	2,943.65	761.95	0.00	0.00	0.00	0.00	1,708.51	401.09	1,708.51	401.09
Jul 12	4:00 PM	15 min	3,151.97	807.95	0.00	0.00	0.00	0.00	1,500.19	355.09	1,500.19	355.09
Jul 12	4:15 PM	15 min	3,311.66	843.91	0.00	0.00	0.00	0.00	1,340.49	319.13	1,340.49	319.13
Jul 12	4:30 PM	15 min	3,439.64	873.18	0.00	0.00	0.00	0.00	1,212.51	289.86	1,212.51	289.86
Jul 12	4:45 PM	15 min	3,545.78	897.76	0.00	0.00	0.00	0.00	1,106.38	265.28	1,106.38	265.28
Jul 12	5:00 PM	15 min	3,636.33	918.96	0.00	0.00	0.00	0.00	1,015.83	244.08	1,015.83	244.08
Jul 12	5:15 PM	15 min	3,715.34	1039.81	0.00	0.00	0.00	0.00	936.81	123.23	936.81	123.23
Jul 12	5:30 PM	15 min	4,603.16	1156.91	0.00	0.00	0.00	0.00	48.99	6.12	48.99	6.12
Jul 12	5:45 PM	15 min	4,652.15	1163.04	0.00	0.00	0.00	0.00	0.00	0.00	0.00	0.00
Jul 12	6:00 PM	15 min	4,652.15	1076.67	0.00	0.00	0.00	0.00	0.00	86.37	0.00	86.37
Jul 12	6:15 PM	15 min	3,961.22	996.65	0.00	0.00	0.00	0.00	690.93	166.39	690.93	166.39
Jul 12	6:30 PM	15 min	4,011.94	1083.01	0.00	0.00	0.00	0.00	640.21	80.03	640.21	80.03
Jul 12	6:45 PM	15 min	4,652.15	1163.04	0.00	0.00	0.00	0.00	0.00	0.00	0.00	0.00
Jul 12	7:00 PM	15 min	4,652.15	1163.04	0.00	0.00	0.00	0.00	0.00	0.00	0.00	0.00
Jul 12	7:15 PM	15 min	4,652.15	1163.04	0.00	0.00	0.00	0.00	0.00	0.00	0.00	0.00
Jul 12	7:30 PM	2 min	4,652.15	186.09	0.00	0.00	0.00	0.00	0.00	0.00	0.00	0.00
Jul 12	7:32 PM	0 min	4,652.15		0.00		0.00		0.00		0.00	

BLOCK 1 / 160 FOLSOM STREET

Quantitative Shading Calculations for Main Street Plaza

Analysis Run: 8/21/2015

Technician: AP

EXAMPLE	Existing Shading	EXAMPLE	No new shading from Project / Project Alternative
		EXAMPLE	New Shading from Project / Project Alternative

EXAMPLE	No new shading from Project / Project Alternative + Cumulative
EXAMPLE	New Shading from Project / Project Alternative + Cumulative

Date	Start Time	Duration	Current Park Shading		New Shadow: Project @ 400'		New Shadow: Project @ 300'		New Shadow: Project @ 400' + Cumulative		New Shadow: Project @ 300' + Cumulative	
			Shadow Area (sf)	Shading (sfh)	Shadow Area (sf)	Shading (sfh)	Shadow Area (sf)	Shading (sfh)	Shadow Area (sf)	Shading (sfh)	Shadow Area (sf)	Shading (sfh)
Jul 19	7:03 AM	12 min	4,652.15	930.43	0.00	0.00	0.00	0.00	0.00	0.00	0.00	0.00
Jul 19	7:15 AM	15 min	4,652.15	1163.04	0.00	0.00	0.00	0.00	0.00	0.00	0.00	0.00
Jul 19	7:30 AM	15 min	4,652.15	1163.04	0.00	0.00	0.00	0.00	0.00	0.00	0.00	0.00
Jul 19	7:45 AM	15 min	4,652.15	1163.04	0.00	0.00	0.00	0.00	0.00	0.00	0.00	0.00
Jul 19	8:00 AM	15 min	4,652.15	1163.04	0.00	0.00	0.00	0.00	0.00	0.00	0.00	0.00
Jul 19	8:15 AM	15 min	4,652.15	1163.04	0.00	0.00	0.00	0.00	0.00	0.00	0.00	0.00
Jul 19	8:30 AM	15 min	4,652.15	1163.04	0.00	0.00	0.00	0.00	0.00	0.00	0.00	0.00
Jul 19	8:45 AM	15 min	4,652.15	1163.04	0.00	0.00	0.00	0.00	0.00	0.00	0.00	0.00
Jul 19	9:00 AM	15 min	4,652.15	1163.04	0.00	0.00	0.00	0.00	0.00	0.00	0.00	0.00
Jul 19	9:15 AM	15 min	4,652.15	1163.04	0.00	0.00	0.00	0.00	0.00	0.00	0.00	0.00
Jul 19	9:30 AM	15 min	4,652.15	1155.18	0.00	7.85	0.00	7.85	0.00	7.85	0.00	7.85
Jul 19	9:45 AM	15 min	4,589.33	1125.97	62.83	37.06	62.83	32.51	62.83	37.06	62.83	32.51
Jul 19	10:00 AM	15 min	4,418.47	1071.31	233.69	91.73	197.22	24.65	233.69	91.73	197.22	24.65
Jul 19	10:15 AM	15 min	4,152.01	1005.28	500.14	154.17	0.00	0.00	500.14	154.17	0.00	0.00
Jul 19	10:30 AM	15 min	3,890.21	939.15	733.25	91.68	0.00	0.00	733.25	91.68	0.00	0.00
Jul 19	10:45 AM	15 min	3,623.01	864.33	0.21	0.03	0.00	0.00	0.21	0.03	0.00	0.00
Jul 19	11:00 AM	15 min	3,291.63	776.12	0.00	0.00	0.00	0.00	0.00	0.00	0.00	0.00
Jul 19	11:15 AM	15 min	2,917.31	679.59	0.00	0.00	0.00	0.00	0.00	0.00	0.00	0.00
Jul 19	11:30 AM	15 min	2,519.42	577.15	0.00	0.00	0.00	0.00	0.00	0.00	0.00	0.00
Jul 19	11:45 AM	15 min	2,097.76	468.84	0.00	0.00	0.00	0.00	0.00	0.00	0.00	0.00
Jul 19	12:00 PM	15 min	1,652.99	364.82	0.00	0.00	0.00	0.00	0.00	0.00	0.00	0.00
Jul 19	12:15 PM	15 min	1,265.58	296.83	0.00	0.00	0.00	0.00	0.00	0.00	0.00	0.00
Jul 19	12:30 PM	15 min	1,109.03	258.26	0.00	0.00	0.00	0.00	0.00	0.00	0.00	0.00
Jul 19	12:45 PM	15 min	957.06	220.76	0.00	0.00	0.00	0.00	0.00	0.00	0.00	0.00
Jul 19	1:00 PM	15 min	809.06	184.11	0.00	0.00	0.00	0.00	0.00	0.00	0.00	0.00
Jul 19	1:15 PM	15 min	663.83	148.03	0.00	0.00	0.00	0.00	0.00	0.00	0.00	0.00
Jul 19	1:30 PM	15 min	520.41	112.30	0.00	0.00	0.00	0.00	0.00	0.00	0.00	0.00
Jul 19	1:45 PM	15 min	377.97	76.69	0.00	0.00	0.00	0.00	0.00	0.00	0.00	0.00
Jul 19	2:00 PM	15 min	235.56	41.00	0.00	0.00	0.00	0.00	0.00	0.00	0.00	0.00
Jul 19	2:15 PM	15 min	92.47	43.64	0.00	0.00	0.00	0.00	0.00	0.00	0.00	0.00
Jul 19	2:30 PM	15 min	256.66	145.50	0.00	0.00	0.00	0.00	0.00	0.00	0.00	0.00
Jul 19	2:45 PM	15 min	907.34	298.75	0.00	0.00	0.00	0.00	0.00	126.91	0.00	126.91
Jul 19	3:00 PM	15 min	1,482.63	435.85	0.00	0.00	0.00	0.00	1,015.32	451.61	1,015.32	451.61
Jul 19	3:15 PM	15 min	2,004.17	560.11	0.00	0.00	0.00	0.00	2,597.59	596.63	2,597.59	596.63
Jul 19	3:30 PM	15 min	2,476.67	661.28	0.00	0.00	0.00	0.00	2,175.48	501.76	2,175.48	501.76
Jul 19	3:45 PM	15 min	2,813.54	733.12	0.00	0.00	0.00	0.00	1,838.61	429.92	1,838.61	429.92
Jul 19	4:00 PM	15 min	3,051.41	785.26	0.00	0.00	0.00	0.00	1,600.74	377.78	1,600.74	377.78
Jul 19	4:15 PM	15 min	3,230.69	825.38	0.00	0.00	0.00	0.00	1,421.46	337.66	1,421.46	337.66
Jul 19	4:30 PM	15 min	3,372.36	857.62	0.00	0.00	0.00	0.00	1,279.79	305.42	1,279.79	305.42
Jul 19	4:45 PM	15 min	3,488.57	884.40	0.00	0.00	0.00	0.00	1,163.58	278.64	1,163.58	278.64
Jul 19	5:00 PM	15 min	3,586.65	907.27	0.00	0.00	0.00	0.00	1,065.51	255.76	1,065.51	255.76
Jul 19	5:15 PM	15 min	3,671.54	1040.46	0.00	0.00	0.00	0.00	980.61	122.58	980.61	122.58
Jul 19	5:30 PM	15 min	4,652.15	1163.04	0.00	0.00	0.00	0.00	0.00	0.00	0.00	0.00
Jul 19	5:45 PM	15 min	4,652.15	1163.04	0.00	0.00	0.00	0.00	0.00	0.00	0.00	0.00
Jul 19	6:00 PM	15 min	4,652.15	1087.99	0.00	0.00	0.00	0.00	0.00	75.05	0.00	75.05
Jul 19	6:15 PM	15 min	4,051.75	1004.57	0.00	0.00	0.00	0.00	600.40	158.47	600.40	158.47
Jul 19	6:30 PM	15 min	3,984.83	1079.62	0.00	0.00	0.00	0.00	667.33	83.42	667.33	83.42
Jul 19	6:45 PM	15 min	4,652.15	1163.04	0.00	0.00	0.00	0.00	0.00	0.00	0.00	0.00
Jul 19	7:00 PM	15 min	4,652.15	1163.04	0.00	0.00	0.00	0.00	0.00	0.00	0.00	0.00
Jul 19	7:15 PM	14 min	4,652.15	1116.52	0.00	0.00	0.00	0.00	0.00	0.00	0.00	0.00
Jul 19	7:29 PM	0 min	4,652.15		0.00		0.00		0.00		0.00	

BLOCK 1 / 160 FOLSOM STREET

Quantitative Shading Calculations for Main Street Plaza

Analysis Run: 8/21/2015

Technician: AP

EXAMPLE	Existing Shading	EXAMPLE	No new shading from Project / Project Alternative	EXAMPLE	No new shading from Project / Project Alternative + Cumulative
		EXAMPLE	New Shading from Project / Project Alternative	EXAMPLE	New Shading from Project / Project Alternative + Cumulative

Date	Start Time	Duration	Current Park Shading		New Shadow: Project @ 400'		New Shadow: Project @ 300'		New Shadow: Project @ 400' + Cumulative		New Shadow: Project @ 300' + Cumulative	
			Shadow Area (sf)	Shading (sfh)	Shadow Area (sf)	Shading (sfh)	Shadow Area (sf)	Shading (sfh)	Shadow Area (sf)	Shading (sfh)	Shadow Area (sf)	Shading (sfh)
Jul 26	7:09 AM	6 min	4,652.15	465.22	0.00	0.00	0.00	0.00	0.00	0.00	0.00	0.00
Jul 26	7:15 AM	15 min	4,652.15	1163.04	0.00	0.00	0.00	0.00	0.00	0.00	0.00	0.00
Jul 26	7:30 AM	15 min	4,652.15	1163.04	0.00	0.00	0.00	0.00	0.00	0.00	0.00	0.00
Jul 26	7:45 AM	15 min	4,652.15	1163.04	0.00	0.00	0.00	0.00	0.00	0.00	0.00	0.00
Jul 26	8:00 AM	15 min	4,652.15	1163.04	0.00	0.00	0.00	0.00	0.00	0.00	0.00	0.00
Jul 26	8:15 AM	15 min	4,652.15	1163.04	0.00	0.00	0.00	0.00	0.00	0.00	0.00	0.00
Jul 26	8:30 AM	15 min	4,652.15	1163.04	0.00	0.00	0.00	0.00	0.00	0.00	0.00	0.00
Jul 26	8:45 AM	15 min	4,652.15	1163.04	0.00	0.00	0.00	0.00	0.00	0.00	0.00	0.00
Jul 26	9:00 AM	15 min	4,652.15	1163.04	0.00	0.00	0.00	0.00	0.00	0.00	0.00	0.00
Jul 26	9:15 AM	15 min	4,652.15	1163.04	0.00	0.00	0.00	0.00	0.00	0.00	0.00	0.00
Jul 26	9:30 AM	15 min	4,652.15	1151.79	0.00	11.25	0.00	11.25	0.00	11.25	0.00	11.25
Jul 26	9:45 AM	15 min	4,562.18	1113.14	89.97	49.90	89.97	48.10	89.97	49.90	89.97	48.10
Jul 26	10:00 AM	15 min	4,342.91	1051.63	309.24	111.40	294.81	37.32	309.24	111.40	294.81	37.32
Jul 26	10:15 AM	15 min	4,070.16	987.47	581.99	155.89	3.73	0.47	581.99	155.89	3.73	0.47
Jul 26	10:30 AM	15 min	3,829.57	924.51	665.15	83.16	0.00	0.00	665.15	83.16	0.00	0.00
Jul 26	10:45 AM	15 min	3,566.49	854.03	0.10	0.01	0.00	0.00	0.10	0.01	0.00	0.00
Jul 26	11:00 AM	15 min	3,265.78	771.14	0.00	0.00	0.00	0.00	0.00	0.00	0.00	0.00
Jul 26	11:15 AM	15 min	2,903.31	676.65	0.00	0.00	0.00	0.00	0.00	0.00	0.00	0.00
Jul 26	11:30 AM	15 min	2,509.89	574.80	0.00	0.00	0.00	0.00	0.00	0.00	0.00	0.00
Jul 26	11:45 AM	15 min	2,088.49	466.30	0.00	0.00	0.00	0.00	0.00	0.00	0.00	0.00
Jul 26	12:00 PM	15 min	1,641.94	372.31	0.00	0.00	0.00	0.00	0.00	0.00	0.00	0.00
Jul 26	12:15 PM	15 min	1,336.56	313.97	0.00	0.00	0.00	0.00	0.00	0.00	0.00	0.00
Jul 26	12:30 PM	15 min	1,175.21	274.34	0.00	0.00	0.00	0.00	0.00	0.00	0.00	0.00
Jul 26	12:45 PM	15 min	1,019.51	235.95	0.00	0.00	0.00	0.00	0.00	0.00	0.00	0.00
Jul 26	1:00 PM	15 min	868.08	198.50	0.00	0.00	0.00	0.00	0.00	0.00	0.00	0.00
Jul 26	1:15 PM	15 min	719.94	161.74	0.00	0.00	0.00	0.00	0.00	0.00	0.00	0.00
Jul 26	1:30 PM	15 min	574.00	125.42	0.00	0.00	0.00	0.00	0.00	0.00	0.00	0.00
Jul 26	1:45 PM	15 min	429.39	89.31	0.00	0.00	0.00	0.00	0.00	0.00	0.00	0.00
Jul 26	2:00 PM	15 min	285.06	53.18	0.00	0.00	0.00	0.00	0.00	0.00	0.00	0.00
Jul 26	2:15 PM	15 min	140.39	20.78	0.00	0.00	0.00	0.00	0.00	0.00	0.00	0.00
Jul 26	2:30 PM	15 min	25.83	87.24	0.00	0.00	0.00	0.00	0.00	0.00	0.00	0.00
Jul 26	2:45 PM	15 min	672.09	239.61	0.00	0.00	0.00	0.00	0.00	61.67	0.00	61.67
Jul 26	3:00 PM	15 min	1,244.81	376.11	0.00	0.00	0.00	0.00	493.38	377.32	493.38	377.32
Jul 26	3:15 PM	15 min	1,764.10	501.10	0.00	0.00	0.00	0.00	2,525.18	616.58	2,525.18	616.58
Jul 26	3:30 PM	15 min	2,244.71	611.38	0.00	0.00	0.00	0.00	2,407.44	551.65	2,407.44	551.65
Jul 26	3:45 PM	15 min	2,646.36	696.32	0.00	0.00	0.00	0.00	2,005.79	466.72	2,005.79	466.72
Jul 26	4:00 PM	15 min	2,924.22	756.69	0.00	0.00	0.00	0.00	1,727.93	406.35	1,727.93	406.35
Jul 26	4:15 PM	15 min	3,129.31	802.26	0.00	0.00	0.00	0.00	1,522.85	360.77	1,522.85	360.77
Jul 26	4:30 PM	15 min	3,288.81	838.34	0.00	0.00	0.00	0.00	1,363.34	324.70	1,363.34	324.70
Jul 26	4:45 PM	15 min	3,417.93	867.96	0.00	0.00	0.00	0.00	1,234.22	295.07	1,234.22	295.07
Jul 26	5:00 PM	15 min	3,525.78	893.00	0.00	0.00	0.00	0.00	1,126.37	270.04	1,126.37	270.04
Jul 26	5:15 PM	15 min	3,618.23	1010.15	0.00	0.00	0.00	0.00	1,033.92	152.89	1,033.92	152.89
Jul 26	5:30 PM	15 min	4,462.99	1139.39	0.00	0.00	0.00	0.00	189.16	23.64	189.16	23.64
Jul 26	5:45 PM	15 min	4,652.15	1163.04	0.00	0.00	0.00	0.00	0.00	0.00	0.00	0.00
Jul 26	6:00 PM	15 min	4,652.15	1163.04	0.00	0.00	0.00	0.00	0.00	0.00	0.00	0.00
Jul 26	6:15 PM	15 min	4,652.15	1075.56	0.00	0.00	0.00	0.00	0.00	87.47	0.00	87.47
Jul 26	6:30 PM	15 min	3,952.35	1075.56	0.00	0.00	0.00	0.00	699.80	87.47	699.80	87.47
Jul 26	6:45 PM	15 min	4,652.15	1163.04	0.00	0.00	0.00	0.00	0.00	0.00	0.00	0.00
Jul 26	7:00 PM	15 min	4,652.15	1163.04	0.00	0.00	0.00	0.00	0.00	0.00	0.00	0.00
Jul 26	7:15 PM	8 min	4,652.15	651.30	0.00	0.00	0.00	0.00	0.00	0.00	0.00	0.00
Jul 26	7:23 PM	0 min	4,652.15		0.00		0.00		0.00		0.00	

BLOCK 1 / 160 FOLSOM STREET

Quantitative Shading Calculations for Main Street Plaza

Analysis Run: 8/21/2015

Technician: AP

EXAMPLE	Existing Shading	EXAMPLE	No new shading from Project / Project Alternative
		EXAMPLE	New Shading from Project / Project Alternative
EXAMPLE	No new shading from Project / Project Alternative + Cumulative		
EXAMPLE	New Shading from Project / Project Alternative + Cumulative		

Date	Start Time	Duration	Current Park Shading		New Shadow: Project @ 400'		New Shadow: Project @ 300'		New Shadow: Project @ 400' + Cumulative		New Shadow: Project @ 300' + Cumulative	
			Shadow Area (sf)	Shading (sfh)	Shadow Area (sf)	Shading (sfh)	Shadow Area (sf)	Shading (sfh)	Shadow Area (sf)	Shading (sfh)	Shadow Area (sf)	Shading (sfh)
Aug 2	7:14 AM	1 min	4,652.15	93.04	0.00	0.00	0.00	0.00	0.00	0.00	0.00	0.00
Aug 2	7:15 AM	15 min	4,652.15	1163.04	0.00	0.00	0.00	0.00	0.00	0.00	0.00	0.00
Aug 2	7:30 AM	15 min	4,652.15	1163.04	0.00	0.00	0.00	0.00	0.00	0.00	0.00	0.00
Aug 2	7:45 AM	15 min	4,652.15	1163.04	0.00	0.00	0.00	0.00	0.00	0.00	0.00	0.00
Aug 2	8:00 AM	15 min	4,652.15	1163.04	0.00	0.00	0.00	0.00	0.00	0.00	0.00	0.00
Aug 2	8:15 AM	15 min	4,652.15	1163.04	0.00	0.00	0.00	0.00	0.00	0.00	0.00	0.00
Aug 2	8:30 AM	15 min	4,652.15	1163.04	0.00	0.00	0.00	0.00	0.00	0.00	0.00	0.00
Aug 2	8:45 AM	15 min	4,652.15	1163.04	0.00	0.00	0.00	0.00	0.00	0.00	0.00	0.00
Aug 2	9:00 AM	15 min	4,652.15	1163.04	0.00	0.00	0.00	0.00	0.00	0.00	0.00	0.00
Aug 2	9:15 AM	15 min	4,652.15	1163.04	0.00	0.00	0.00	0.00	0.00	0.00	0.00	0.00
Aug 2	9:30 AM	15 min	4,652.15	1146.46	0.00	16.58	0.00	16.58	0.00	16.58	0.00	16.58
Aug 2	9:45 AM	15 min	4,519.51	1096.63	132.65	66.40	132.65	66.40	132.65	66.40	132.65	66.40
Aug 2	10:00 AM	15 min	4,253.56	1033.93	398.59	129.11	398.59	49.82	398.59	129.11	398.59	49.82
Aug 2	10:15 AM	15 min	4,017.90	973.84	634.25	142.42	0.00	0.00	634.25	142.42	0.00	0.00
Aug 2	10:30 AM	15 min	3,772.78	910.14	505.08	63.14	0.00	0.00	505.08	63.14	0.00	0.00
Aug 2	10:45 AM	15 min	3,508.31	840.88	0.00	0.00	0.00	0.00	0.00	0.00	0.00	0.00
Aug 2	11:00 AM	15 min	3,218.71	762.46	0.00	0.00	0.00	0.00	0.00	0.00	0.00	0.00
Aug 2	11:15 AM	15 min	2,881.00	671.61	0.00	0.00	0.00	0.00	0.00	0.00	0.00	0.00
Aug 2	11:30 AM	15 min	2,491.88	570.28	0.00	0.00	0.00	0.00	0.00	0.00	0.00	0.00
Aug 2	11:45 AM	15 min	2,070.33	461.44	0.00	0.00	0.00	0.00	0.00	0.00	0.00	0.00
Aug 2	12:00 PM	15 min	1,621.16	379.55	0.00	0.00	0.00	0.00	0.00	0.00	0.00	0.00
Aug 2	12:15 PM	15 min	1,415.25	332.99	0.00	0.00	0.00	0.00	0.00	0.00	0.00	0.00
Aug 2	12:30 PM	15 min	1,248.64	292.11	0.00	0.00	0.00	0.00	0.00	0.00	0.00	0.00
Aug 2	12:45 PM	15 min	1,088.26	252.65	0.00	0.00	0.00	0.00	0.00	0.00	0.00	0.00
Aug 2	1:00 PM	15 min	932.91	214.28	0.00	0.00	0.00	0.00	0.00	0.00	0.00	0.00
Aug 2	1:15 PM	15 min	781.30	176.71	0.00	0.00	0.00	0.00	0.00	0.00	0.00	0.00
Aug 2	1:30 PM	15 min	632.35	139.67	0.00	0.00	0.00	0.00	0.00	0.00	0.00	0.00
Aug 2	1:45 PM	15 min	485.03	102.95	0.00	0.00	0.00	0.00	0.00	0.00	0.00	0.00
Aug 2	2:00 PM	15 min	338.61	66.32	0.00	0.00	0.00	0.00	0.00	0.00	0.00	0.00
Aug 2	2:15 PM	15 min	191.97	29.55	0.00	0.00	0.00	0.00	0.00	0.00	0.00	0.00
Aug 2	2:30 PM	15 min	44.43	60.30	0.00	0.00	0.00	0.00	0.00	0.00	0.00	0.00
Aug 2	2:45 PM	15 min	437.97	180.33	0.00	0.00	0.00	0.00	0.00	1.23	0.00	1.23
Aug 2	3:00 PM	15 min	1,004.63	315.47	0.00	0.00	0.00	0.00	9.81	235.07	9.81	235.07
Aug 2	3:15 PM	15 min	1,519.14	439.30	0.00	0.00	0.00	0.00	1,870.71	558.88	1,870.71	558.88
Aug 2	3:30 PM	15 min	1,995.30	554.16	0.00	0.00	0.00	0.00	2,600.33	601.81	2,600.33	601.81
Aug 2	3:45 PM	15 min	2,437.97	650.81	0.00	0.00	0.00	0.00	2,214.19	512.22	2,214.19	512.22
Aug 2	4:00 PM	15 min	2,768.55	721.93	0.00	0.00	0.00	0.00	1,883.60	441.11	1,883.60	441.11
Aug 2	4:15 PM	15 min	3,006.85	774.46	0.00	0.00	0.00	0.00	1,645.30	388.57	1,645.30	388.57
Aug 2	4:30 PM	15 min	3,188.85	815.37	0.00	0.00	0.00	0.00	1,463.30	347.67	1,463.30	347.67
Aug 2	4:45 PM	15 min	3,334.07	848.50	0.00	0.00	0.00	0.00	1,318.08	314.54	1,318.08	314.54
Aug 2	5:00 PM	15 min	3,453.90	876.18	0.00	0.00	0.00	0.00	1,198.25	286.86	1,198.25	286.86
Aug 2	5:15 PM	15 min	3,555.55	926.20	0.00	0.00	0.00	0.00	1,096.60	236.83	1,096.60	236.83
Aug 2	5:30 PM	15 min	3,854.09	1063.28	0.00	0.00	0.00	0.00	798.06	99.76	798.06	99.76
Aug 2	5:45 PM	15 min	4,652.15	1163.04	0.00	0.00	0.00	0.00	0.00	0.00	0.00	0.00
Aug 2	6:00 PM	15 min	4,652.15	1163.04	0.00	0.00	0.00	0.00	0.00	0.00	0.00	0.00
Aug 2	6:15 PM	15 min	4,652.15	1135.54	0.00	0.00	0.00	0.00	0.00	27.50	0.00	27.50
Aug 2	6:30 PM	15 min	4,432.19	1135.54	0.00	0.00	0.00	0.00	219.97	27.50	219.97	27.50
Aug 2	6:45 PM	15 min	4,652.15	1163.04	0.00	0.00	0.00	0.00	0.00	0.00	0.00	0.00
Aug 2	7:00 PM	15 min	4,652.15	1163.04	0.00	0.00	0.00	0.00	0.00	0.00	0.00	0.00
Aug 2	7:15 PM	2 min	4,652.15	186.09	0.00	0.00	0.00	0.00	0.00	0.00	0.00	0.00
Aug 2	7:17 PM	0 min	4,652.15		0.00		0.00		0.00		0.00	

BLOCK 1 / 160 FOLSOM STREET

Quantitative Shading Calculations for Main Street Plaza

Analysis Run: 8/21/2015

Technician: AP

EXAMPLE	Existing Shading	EXAMPLE	No new shading from Project / Project Alternative
		EXAMPLE	New Shading from Project / Project Alternative
EXAMPLE	No new shading from Project / Project Alternative + Cumulative		
EXAMPLE	New Shading from Project / Project Alternative + Cumulative		

Date	Start Time	Duration	Current Park Shading		New Shadow: Project @ 400'		New Shadow: Project @ 300'		New Shadow: Project @ 400' + Cumulative		New Shadow: Project @ 300' + Cumulative	
			Shadow Area (sf)	Shading (sfh)	Shadow Area (sf)	Shading (sfh)	Shadow Area (sf)	Shading (sfh)	Shadow Area (sf)	Shading (sfh)	Shadow Area (sf)	Shading (sfh)
Aug 9	7:20 AM	11 min	4,652.15	837.39	0.00	0.00	0.00	0.00	0.00	0.00	0.00	0.00
Aug 9	7:30 AM	15 min	4,652.15	1163.04	0.00	0.00	0.00	0.00	0.00	0.00	0.00	0.00
Aug 9	7:45 AM	15 min	4,652.15	1163.04	0.00	0.00	0.00	0.00	0.00	0.00	0.00	0.00
Aug 9	8:00 AM	15 min	4,652.15	1163.04	0.00	0.00	0.00	0.00	0.00	0.00	0.00	0.00
Aug 9	8:15 AM	15 min	4,652.15	1163.04	0.00	0.00	0.00	0.00	0.00	0.00	0.00	0.00
Aug 9	8:30 AM	15 min	4,652.15	1163.04	0.00	0.00	0.00	0.00	0.00	0.00	0.00	0.00
Aug 9	8:45 AM	15 min	4,652.15	1163.04	0.00	0.00	0.00	0.00	0.00	0.00	0.00	0.00
Aug 9	9:00 AM	15 min	4,652.15	1163.04	0.00	0.00	0.00	0.00	0.00	0.00	0.00	0.00
Aug 9	9:15 AM	15 min	4,652.15	1163.04	0.00	0.00	0.00	0.00	0.00	0.00	0.00	0.00
Aug 9	9:30 AM	15 min	4,652.15	1138.76	0.00	24.28	0.00	24.28	0.00	24.28	0.00	24.28
Aug 9	9:45 AM	15 min	4,457.91	1083.51	194.24	79.53	194.24	79.53	194.24	79.53	194.24	79.53
Aug 9	10:00 AM	15 min	4,210.17	1024.12	441.98	138.92	441.98	55.25	441.98	138.92	441.98	55.25
Aug 9	10:15 AM	15 min	3,982.81	964.30	669.35	114.93	0.00	0.00	669.35	114.93	0.00	0.00
Aug 9	10:30 AM	15 min	3,731.60	899.36	250.06	31.26	0.00	0.00	250.06	31.26	0.00	0.00
Aug 9	10:45 AM	15 min	3,463.24	829.22	0.00	0.00	0.00	0.00	0.00	0.00	0.00	0.00
Aug 9	11:00 AM	15 min	3,170.51	752.17	0.00	0.00	0.00	0.00	0.00	0.00	0.00	0.00
Aug 9	11:15 AM	15 min	2,846.83	664.61	0.00	0.00	0.00	0.00	0.00	0.00	0.00	0.00
Aug 9	11:30 AM	15 min	2,470.09	564.49	0.00	0.00	0.00	0.00	0.00	0.00	0.00	0.00
Aug 9	11:45 AM	15 min	2,045.81	465.93	0.00	0.00	0.00	0.00	0.00	0.00	0.00	0.00
Aug 9	12:00 PM	15 min	1,681.63	397.76	0.00	0.00	0.00	0.00	0.00	0.00	0.00	0.00
Aug 9	12:15 PM	15 min	1,500.48	353.53	0.00	0.00	0.00	0.00	0.00	0.00	0.00	0.00
Aug 9	12:30 PM	15 min	1,327.75	311.24	0.00	0.00	0.00	0.00	0.00	0.00	0.00	0.00
Aug 9	12:45 PM	15 min	1,162.21	270.57	0.00	0.00	0.00	0.00	0.00	0.00	0.00	0.00
Aug 9	1:00 PM	15 min	1,002.31	231.13	0.00	0.00	0.00	0.00	0.00	0.00	0.00	0.00
Aug 9	1:15 PM	15 min	846.69	192.62	0.00	0.00	0.00	0.00	0.00	0.00	0.00	0.00
Aug 9	1:30 PM	15 min	694.29	154.79	0.00	0.00	0.00	0.00	0.00	0.00	0.00	0.00
Aug 9	1:45 PM	15 min	544.01	117.37	0.00	0.00	0.00	0.00	0.00	0.00	0.00	0.00
Aug 9	2:00 PM	15 min	394.98	80.14	0.00	0.00	0.00	0.00	0.00	0.00	0.00	0.00
Aug 9	2:15 PM	15 min	246.10	42.84	0.00	0.00	0.00	0.00	0.00	0.00	0.00	0.00
Aug 9	2:30 PM	15 min	96.63	38.93	0.00	0.00	0.00	0.00	0.00	0.00	0.00	0.00
Aug 9	2:45 PM	15 min	214.78	123.35	0.00	0.00	0.00	0.00	0.00	0.00	0.00	0.00
Aug 9	3:00 PM	15 min	772.06	256.42	0.00	0.00	0.00	0.00	0.00	131.49	0.00	131.49
Aug 9	3:15 PM	15 min	1,279.34	378.55	0.00	0.00	0.00	0.00	1,051.90	444.48	1,051.90	444.48
Aug 9	3:30 PM	15 min	1,749.09	492.56	0.00	0.00	0.00	0.00	2,503.95	620.59	2,503.95	620.59
Aug 9	3:45 PM	15 min	2,191.40	596.70	0.00	0.00	0.00	0.00	2,460.75	566.34	2,460.75	566.34
Aug 9	4:00 PM	15 min	2,582.19	680.58	0.00	0.00	0.00	0.00	2,069.97	482.46	2,069.97	482.46
Aug 9	4:15 PM	15 min	2,862.47	741.85	0.00	0.00	0.00	0.00	1,789.68	421.19	1,789.68	421.19
Aug 9	4:30 PM	15 min	3,072.35	788.69	0.00	0.00	0.00	0.00	1,579.81	374.35	1,579.81	374.35
Aug 9	4:45 PM	15 min	3,237.15	826.07	0.00	0.00	0.00	0.00	1,415.01	336.97	1,415.01	336.97
Aug 9	5:00 PM	15 min	3,371.38	856.92	0.00	0.00	0.00	0.00	1,280.77	306.12	1,280.77	306.12
Aug 9	5:15 PM	15 min	3,483.98	883.09	0.00	0.00	0.00	0.00	1,168.17	279.95	1,168.17	279.95
Aug 9	5:30 PM	15 min	3,580.72	1024.49	0.00	0.00	0.00	0.00	1,071.43	138.55	1,071.43	138.55
Aug 9	5:45 PM	15 min	4,615.20	1158.42	0.00	0.00	0.00	0.00	36.95	4.62	36.95	4.62
Aug 9	6:00 PM	15 min	4,652.15	1163.04	0.00	0.00	0.00	0.00	0.00	0.00	0.00	0.00
Aug 9	6:15 PM	15 min	4,652.15	1163.04	0.00	0.00	0.00	0.00	0.00	0.00	0.00	0.00
Aug 9	6:30 PM	15 min	4,652.15	1163.04	0.00	0.00	0.00	0.00	0.00	0.00	0.00	0.00
Aug 9	6:45 PM	15 min	4,652.15	1163.04	0.00	0.00	0.00	0.00	0.00	0.00	0.00	0.00
Aug 9	7:00 PM	9 min	4,652.15	697.82	0.00	0.00	0.00	0.00	0.00	0.00	0.00	0.00
Aug 9	7:09 PM	0 min	4,652.15		0.00		0.00		0.00		0.00	

BLOCK 1 / 160 FOLSOM STREET

Quantitative Shading Calculations for Main Street Plaza

Analysis Run: 8/21/2015

Technician: AP

EXAMPLE	Existing Shading	EXAMPLE	No new shading from Project / Project Alternative
		EXAMPLE	New Shading from Project / Project Alternative
EXAMPLE	No new shading from Project / Project Alternative + Cumulative		
EXAMPLE	New Shading from Project / Project Alternative + Cumulative		

Date	Start Time	Duration	Current Park Shading		New Shadow: Project @ 400'		New Shadow: Project @ 300'		New Shadow: Project @ 400' + Cumulative		New Shadow: Project @ 300' + Cumulative	
			Shadow Area (sf)	Shading (sfh)	Shadow Area (sf)	Shading (sfh)	Shadow Area (sf)	Shading (sfh)	Shadow Area (sf)	Shading (sfh)	Shadow Area (sf)	Shading (sfh)
Aug 16	7:26 AM	4 min	4,652.15	325.65	0.00	0.00	0.00	0.00	0.00	0.00	0.00	0.00
Aug 16	7:30 AM	15 min	4,652.15	1163.04	0.00	0.00	0.00	0.00	0.00	0.00	0.00	0.00
Aug 16	7:45 AM	15 min	4,652.15	1163.04	0.00	0.00	0.00	0.00	0.00	0.00	0.00	0.00
Aug 16	8:00 AM	15 min	4,652.15	1163.04	0.00	0.00	0.00	0.00	0.00	0.00	0.00	0.00
Aug 16	8:15 AM	15 min	4,652.15	1163.04	0.00	0.00	0.00	0.00	0.00	0.00	0.00	0.00
Aug 16	8:30 AM	15 min	4,652.15	1163.04	0.00	0.00	0.00	0.00	0.00	0.00	0.00	0.00
Aug 16	8:45 AM	15 min	4,652.15	1163.04	0.00	0.00	0.00	0.00	0.00	0.00	0.00	0.00
Aug 16	9:00 AM	15 min	4,652.15	1163.04	0.00	0.00	0.00	0.00	0.00	0.00	0.00	0.00
Aug 16	9:15 AM	15 min	4,652.15	1163.04	0.00	0.00	0.00	0.00	0.00	0.00	0.00	0.00
Aug 16	9:30 AM	15 min	4,652.15	1133.73	0.00	29.31	0.00	29.31	0.00	29.31	0.00	29.31
Aug 16	9:45 AM	15 min	4,417.67	1072.89	234.48	90.15	234.48	89.44	234.48	90.15	234.48	89.44
Aug 16	10:00 AM	15 min	4,165.47	1013.45	486.69	132.56	481.02	60.13	486.69	132.56	481.02	60.13
Aug 16	10:15 AM	15 min	3,942.13	957.00	573.81	75.06	0.00	0.00	573.81	75.06	0.00	0.00
Aug 16	10:30 AM	15 min	3,713.85	894.25	26.67	3.33	0.00	0.00	26.67	3.33	0.00	0.00
Aug 16	10:45 AM	15 min	3,440.14	822.81	0.00	0.00	0.00	0.00	0.00	0.00	0.00	0.00
Aug 16	11:00 AM	15 min	3,142.36	744.85	0.00	0.00	0.00	0.00	0.00	0.00	0.00	0.00
Aug 16	11:15 AM	15 min	2,816.47	657.94	0.00	0.00	0.00	0.00	0.00	0.00	0.00	0.00
Aug 16	11:30 AM	15 min	2,447.06	558.84	0.00	0.00	0.00	0.00	0.00	0.00	0.00	0.00
Aug 16	11:45 AM	15 min	2,023.68	475.38	0.00	0.00	0.00	0.00	0.00	0.00	0.00	0.00
Aug 16	12:00 PM	15 min	1,779.40	421.27	0.00	0.00	0.00	0.00	0.00	0.00	0.00	0.00
Aug 16	12:15 PM	15 min	1,590.80	375.29	0.00	0.00	0.00	0.00	0.00	0.00	0.00	0.00
Aug 16	12:30 PM	15 min	1,411.50	331.45	0.00	0.00	0.00	0.00	0.00	0.00	0.00	0.00
Aug 16	12:45 PM	15 min	1,240.06	289.40	0.00	0.00	0.00	0.00	0.00	0.00	0.00	0.00
Aug 16	1:00 PM	15 min	1,075.14	248.77	0.00	0.00	0.00	0.00	0.00	0.00	0.00	0.00
Aug 16	1:15 PM	15 min	915.04	209.24	0.00	0.00	0.00	0.00	0.00	0.00	0.00	0.00
Aug 16	1:30 PM	15 min	758.89	170.51	0.00	0.00	0.00	0.00	0.00	0.00	0.00	0.00
Aug 16	1:45 PM	15 min	605.20	132.30	0.00	0.00	0.00	0.00	0.00	0.00	0.00	0.00
Aug 16	2:00 PM	15 min	453.23	94.39	0.00	0.00	0.00	0.00	0.00	0.00	0.00	0.00
Aug 16	2:15 PM	15 min	301.90	56.52	0.00	0.00	0.00	0.00	0.00	0.00	0.00	0.00
Aug 16	2:30 PM	15 min	150.28	19.85	0.00	0.00	0.00	0.00	0.00	0.00	0.00	0.00
Aug 16	2:45 PM	15 min	8.53	70.31	0.00	0.00	0.00	0.00	0.00	0.00	0.00	0.00
Aug 16	3:00 PM	15 min	553.96	200.68	0.00	0.00	0.00	0.00	0.00	20.24	0.00	20.24
Aug 16	3:15 PM	15 min	1,051.49	320.57	0.00	0.00	0.00	0.00	161.93	269.87	161.93	269.87
Aug 16	3:30 PM	15 min	1,513.08	432.60	0.00	0.00	0.00	0.00	1,997.01	575.68	1,997.01	575.68
Aug 16	3:45 PM	15 min	1,947.74	538.76	0.00	0.00	0.00	0.00	2,608.47	612.29	2,608.47	612.29
Aug 16	4:00 PM	15 min	2,362.30	632.16	0.00	0.00	0.00	0.00	2,289.85	530.88	2,289.85	530.88
Aug 16	4:15 PM	15 min	2,694.97	704.22	0.00	0.00	0.00	0.00	1,957.19	458.82	1,957.19	458.82
Aug 16	4:30 PM	15 min	2,938.77	758.23	0.00	0.00	0.00	0.00	1,713.38	404.81	1,713.38	404.81
Aug 16	4:45 PM	15 min	3,127.09	800.68	0.00	0.00	0.00	0.00	1,525.06	362.36	1,525.06	362.36
Aug 16	5:00 PM	15 min	3,278.35	894.58	0.00	0.00	0.00	0.00	1,373.81	268.46	1,373.81	268.46
Aug 16	5:15 PM	15 min	3,878.26	939.18	0.00	0.00	0.00	0.00	773.90	223.86	773.90	223.86
Aug 16	5:30 PM	15 min	3,635.19	904.80	0.00	0.00	0.00	0.00	1,016.97	258.24	1,016.97	258.24
Aug 16	5:45 PM	15 min	3,603.19	1031.92	0.00	0.00	0.00	0.00	1,048.97	131.12	1,048.97	131.12
Aug 16	6:00 PM	15 min	4,652.15	1163.04	0.00	0.00	0.00	0.00	0.00	0.00	0.00	0.00
Aug 16	6:15 PM	15 min	4,652.15	1163.04	0.00	0.00	0.00	0.00	0.00	0.00	0.00	0.00
Aug 16	6:30 PM	15 min	4,652.15	1163.04	0.00	0.00	0.00	0.00	0.00	0.00	0.00	0.00
Aug 16	6:45 PM	15 min	4,652.15	1163.04	0.00	0.00	0.00	0.00	0.00	0.00	0.00	0.00
Aug 16	7:00 PM	1 min	4,652.15	93.04	0.00	0.00	0.00	0.00	0.00	0.00	0.00	0.00
Aug 16	7:01 PM	0 min	4,652.15		0.00		0.00		0.00		0.00	

BLOCK 1 / 160 FOLSOM STREET

Quantitative Shading Calculations for Main Street Plaza

Analysis Run: 8/21/2015

Technician: AP

EXAMPLE Existing Shading

EXAMPLE No new shading from Project / Project Alternative

EXAMPLE New Shading from Project / Project Alternative

EXAMPLE No new shading from Project / Project Alternative + Cumulative

EXAMPLE New Shading from Project / Project Alternative + Cumulative

Date	Start Time	Duration	Current Park Shading		New Shadow: Project @ 400'		New Shadow: Project @ 300'		New Shadow: Project @ 400' + Cumulative		New Shadow: Project @ 300' + Cumulative	
			Shadow Area (sf)	Shading (sfh)	Shadow Area (sf)	Shading (sfh)	Shadow Area (sf)	Shading (sfh)	Shadow Area (sf)	Shading (sfh)	Shadow Area (sf)	Shading (sfh)
Aug 23	7:32 AM	13 min	4,652.15	232.61	0.00	0.00	0.00	0.00	0.00	0.00	0.00	0.00
Aug 23	7:45 AM	15 min	4,652.15	1163.04	0.00	0.00	0.00	0.00	0.00	0.00	0.00	0.00
Aug 23	8:00 AM	15 min	4,652.15	1163.04	0.00	0.00	0.00	0.00	0.00	0.00	0.00	0.00
Aug 23	8:15 AM	15 min	4,652.15	1163.04	0.00	0.00	0.00	0.00	0.00	0.00	0.00	0.00
Aug 23	8:30 AM	15 min	4,652.15	1163.04	0.00	0.00	0.00	0.00	0.00	0.00	0.00	0.00
Aug 23	8:45 AM	15 min	4,652.15	1163.04	0.00	0.00	0.00	0.00	0.00	0.00	0.00	0.00
Aug 23	9:00 AM	15 min	4,652.15	1163.04	0.00	0.00	0.00	0.00	0.00	0.00	0.00	0.00
Aug 23	9:15 AM	15 min	4,652.15	1162.97	0.00	0.07	0.00	0.07	0.00	0.07	0.00	0.07
Aug 23	9:30 AM	15 min	4,651.63	1127.30	0.52	35.74	0.52	35.74	0.52	35.74	0.52	35.74
Aug 23	9:45 AM	15 min	4,366.76	1059.51	285.40	93.53	285.40	61.76	285.40	93.53	285.40	61.76
Aug 23	10:00 AM	15 min	4,109.33	999.00	462.87	63.48	208.65	26.08	462.87	63.48	208.65	26.08
Aug 23	10:15 AM	15 min	3,882.71	945.61	44.98	5.62	0.00	0.00	44.98	5.62	0.00	0.00
Aug 23	10:30 AM	15 min	3,682.19	890.77	0.00	0.00	0.00	0.00	0.00	0.00	0.00	0.00
Aug 23	10:45 AM	15 min	3,443.97	823.06	0.00	0.00	0.00	0.00	0.00	0.00	0.00	0.00
Aug 23	11:00 AM	15 min	3,140.49	743.76	0.00	0.00	0.00	0.00	0.00	0.00	0.00	0.00
Aug 23	11:15 AM	15 min	2,809.59	655.51	0.00	0.00	0.00	0.00	0.00	0.00	0.00	0.00
Aug 23	11:30 AM	15 min	2,434.46	565.68	0.00	0.00	0.00	0.00	0.00	0.00	0.00	0.00
Aug 23	11:45 AM	15 min	2,090.99	496.63	0.00	0.00	0.00	0.00	0.00	0.00	0.00	0.00
Aug 23	12:00 PM	15 min	1,882.04	445.91	0.00	0.00	0.00	0.00	0.00	0.00	0.00	0.00
Aug 23	12:15 PM	15 min	1,685.22	398.02	0.00	0.00	0.00	0.00	0.00	0.00	0.00	0.00
Aug 23	12:30 PM	15 min	1,498.93	352.49	0.00	0.00	0.00	0.00	0.00	0.00	0.00	0.00
Aug 23	12:45 PM	15 min	1,320.99	308.93	0.00	0.00	0.00	0.00	0.00	0.00	0.00	0.00
Aug 23	1:00 PM	15 min	1,150.47	267.01	0.00	0.00	0.00	0.00	0.00	0.00	0.00	0.00
Aug 23	1:15 PM	5 min	985.58	239.66	0.00	0.00	0.00	0.00	0.00	0.00	0.00	0.00
Aug 23	1:20 PM	24 min	931.71	199.97	0.00	0.00	0.00	0.00	0.00	0.00	0.00	0.00
Aug 23	1:45 PM	15 min	668.02	147.61	0.00	0.00	0.00	0.00	0.00	0.00	0.00	0.00
Aug 23	2:00 PM	15 min	512.83	108.95	0.00	0.00	0.00	0.00	0.00	0.00	0.00	0.00
Aug 23	2:15 PM	15 min	358.74	70.46	0.00	0.00	0.00	0.00	0.00	0.00	0.00	0.00
Aug 23	2:30 PM	15 min	204.94	31.92	0.00	0.00	0.00	0.00	0.00	0.00	0.00	0.00
Aug 23	2:45 PM	15 min	50.42	50.45	0.00	0.00	0.00	0.00	0.00	0.00	0.00	0.00
Aug 23	3:00 PM	15 min	353.17	149.07	0.00	0.00	0.00	0.00	0.00	0.00	0.00	0.00
Aug 23	3:15 PM	15 min	839.41	266.33	0.00	0.00	0.00	0.00	0.00	140.35	0.00	140.35
Aug 23	3:30 PM	15 min	1,291.26	376.05	0.00	0.00	0.00	0.00	1,122.82	448.22	1,122.82	448.22
Aug 23	3:45 PM	15 min	1,717.15	480.13	0.00	0.00	0.00	0.00	2,462.92	623.57	2,462.92	623.57
Aug 23	4:00 PM	15 min	2,123.91	578.31	0.00	0.00	0.00	0.00	2,525.61	584.40	2,525.61	584.40
Aug 23	4:15 PM	15 min	2,502.57	661.26	0.00	0.00	0.00	0.00	2,149.58	501.78	2,149.58	501.78
Aug 23	4:30 PM	15 min	2,787.49	723.89	0.00	0.00	0.00	0.00	1,864.67	439.15	1,864.67	439.15
Aug 23	4:45 PM	15 min	3,003.60	860.43	0.00	0.00	0.00	0.00	1,648.56	302.60	1,648.56	302.60
Aug 23	5:00 PM	15 min	3,879.88	1066.50	0.00	0.00	0.00	0.00	772.27	96.53	772.27	96.53
Aug 23	5:15 PM	15 min	4,652.15	1150.28	0.00	0.00	0.00	0.00	0.00	12.76	0.00	12.76
Aug 23	5:30 PM	15 min	4,550.10	1021.85	0.00	0.00	0.00	0.00	102.06	141.19	102.06	141.19
Aug 23	5:45 PM	15 min	3,624.72	947.65	0.00	0.00	0.00	0.00	1,027.44	215.39	1,027.44	215.39
Aug 23	6:00 PM	15 min	3,956.48	1076.08	0.00	0.00	0.00	0.00	695.67	86.96	695.67	86.96
Aug 23	6:15 PM	15 min	4,652.15	1163.04	0.00	0.00	0.00	0.00	0.00	0.00	0.00	0.00
Aug 23	6:30 PM	15 min	4,652.15	1163.04	0.00	0.00	0.00	0.00	0.00	0.00	0.00	0.00
Aug 23	6:45 PM	6 min	4,652.15	1163.04	0.00	0.00	0.00	0.00	0.00	0.00	0.00	0.00
Aug 23	6:51 PM	0 min	4,652.15		0.00		0.00		0.00		0.00	

BLOCK 1 / 160 FOLSOM STREET

Quantitative Shading Calculations for Main Street Plaza

EXAMPLE	Existing Shading	EXAMPLE	No new shading from Project / Project Alternative
		EXAMPLE	New Shading from Project / Project Alternative

EXAMPLE	No new shading from Project / Project Alternative + Cumulative
EXAMPLE	New Shading from Project / Project Alternative + Cumulative

Analysis Run: 8/21/2015

Technician: AP

Date	Start Time	Duration	Current Park Shading		New Shadow: Project @ 400'		New Shadow: Project @ 300'		New Shadow: Project @ 400' + Cumulative		New Shadow: Project @ 300' + Cumulative	
			Shadow Area (sf)	Shading (sfh)	Shadow Area (sf)	Shading (sfh)	Shadow Area (sf)	Shading (sfh)	Shadow Area (sf)	Shading (sfh)	Shadow Area (sf)	Shading (sfh)
Aug 30	7:38 AM	7 min	4,652.15	558.26	0.00	0.00	0.00	0.00	0.00	0.00	0.00	0.00
Aug 30	7:45 AM	15 min	4,652.15	1163.04	0.00	0.00	0.00	0.00	0.00	0.00	0.00	0.00
Aug 30	8:00 AM	15 min	4,652.15	1163.04	0.00	0.00	0.00	0.00	0.00	0.00	0.00	0.00
Aug 30	8:15 AM	15 min	4,652.15	1163.04	0.00	0.00	0.00	0.00	0.00	0.00	0.00	0.00
Aug 30	8:30 AM	15 min	4,652.15	1163.04	0.00	0.00	0.00	0.00	0.00	0.00	0.00	0.00
Aug 30	8:45 AM	15 min	4,652.15	1163.04	0.00	0.00	0.00	0.00	0.00	0.00	0.00	0.00
Aug 30	9:00 AM	15 min	4,652.15	1163.04	0.00	0.00	0.00	0.00	0.00	0.00	0.00	0.00
Aug 30	9:15 AM	15 min	4,652.15	1157.39	0.00	5.65	0.00	5.65	0.00	5.65	0.00	5.65
Aug 30	9:30 AM	15 min	4,606.96	1113.94	45.19	44.06	45.19	45.04	45.19	44.06	45.19	45.04
Aug 30	9:45 AM	15 min	4,304.53	1043.36	307.27	41.81	315.13	39.39	307.27	41.81	315.13	39.39
Aug 30	10:00 AM	15 min	4,042.32	981.93	27.17	3.40	0.00	0.00	27.17	3.40	0.00	0.00
Aug 30	10:15 AM	15 min	3,813.13	927.92	0.00	0.00	0.00	0.00	0.00	0.00	0.00	0.00
Aug 30	10:30 AM	15 min	3,610.24	879.96	0.00	0.00	0.00	0.00	0.00	0.00	0.00	0.00
Aug 30	10:45 AM	15 min	3,429.45	825.12	0.00	0.00	0.00	0.00	0.00	0.00	0.00	0.00
Aug 30	11:00 AM	15 min	3,171.49	750.35	0.00	0.00	0.00	0.00	0.00	0.00	0.00	0.00
Aug 30	11:15 AM	15 min	2,831.31	660.39	0.00	0.00	0.00	0.00	0.00	0.00	0.00	0.00
Aug 30	11:30 AM	15 min	2,451.83	582.38	0.00	0.00	0.00	0.00	0.00	0.00	0.00	0.00
Aug 30	11:45 AM	15 min	2,207.24	524.43	0.00	0.00	0.00	0.00	0.00	0.00	0.00	0.00
Aug 30	12:00 PM	15 min	1,988.19	471.37	0.00	0.00	0.00	0.00	0.00	0.00	0.00	0.00
Aug 30	12:15 PM	15 min	1,782.76	421.46	0.00	0.00	0.00	0.00	0.00	0.00	0.00	0.00
Aug 30	12:30 PM	15 min	1,588.90	374.18	0.00	0.00	0.00	0.00	0.00	0.00	0.00	0.00
Aug 30	12:45 PM	15 min	1,404.56	329.07	0.00	0.00	0.00	0.00	0.00	0.00	0.00	0.00
Aug 30	1:00 PM	15 min	1,227.99	285.74	0.00	0.00	0.00	0.00	0.00	0.00	0.00	0.00
Aug 30	1:15 PM	15 min	1,057.89	243.85	0.00	0.00	0.00	0.00	0.00	0.00	0.00	0.00
Aug 30	1:30 PM	15 min	892.94	203.09	0.00	0.00	0.00	0.00	0.00	0.00	0.00	0.00
Aug 30	1:45 PM	15 min	731.74	163.12	0.00	0.00	0.00	0.00	0.00	0.00	0.00	0.00
Aug 30	2:00 PM	15 min	573.25	123.70	0.00	0.00	0.00	0.00	0.00	0.00	0.00	0.00
Aug 30	2:15 PM	15 min	416.38	84.57	0.00	0.00	0.00	0.00	0.00	0.00	0.00	0.00
Aug 30	2:30 PM	15 min	260.19	45.48	0.00	0.00	0.00	0.00	0.00	0.00	0.00	0.00
Aug 30	2:45 PM	15 min	103.69	34.27	0.00	0.00	0.00	0.00	0.00	0.00	0.00	0.00
Aug 30	3:00 PM	15 min	170.50	101.84	0.00	0.00	0.00	0.00	0.00	0.00	0.00	0.00
Aug 30	3:15 PM	15 min	644.23	216.19	0.00	0.00	0.00	0.00	0.00	35.84	0.00	35.84
Aug 30	3:30 PM	15 min	1,085.27	323.34	0.00	0.00	0.00	0.00	286.69	280.61	286.69	280.61
Aug 30	3:45 PM	15 min	1,501.48	425.06	0.00	0.00	0.00	0.00	1,958.22	570.34	1,958.22	570.34
Aug 30	4:00 PM	15 min	1,899.03	522.78	0.00	0.00	0.00	0.00	2,604.51	621.68	2,604.51	621.68
Aug 30	4:15 PM	15 min	2,283.19	612.52	0.00	0.00	0.00	0.00	2,368.96	550.52	2,368.96	550.52
Aug 30	4:30 PM	15 min	2,616.94	685.36	0.00	0.00	0.00	0.00	2,035.22	477.68	2,035.22	477.68
Aug 30	4:45 PM	15 min	2,865.92	889.55	0.00	0.00	0.00	0.00	1,786.23	273.49	1,786.23	273.49
Aug 30	5:00 PM	15 min	4,250.44	1112.82	0.00	0.00	0.00	0.00	401.71	50.21	401.71	50.21
Aug 30	5:15 PM	15 min	4,652.15	1163.04	0.00	0.00	0.00	0.00	0.00	0.00	0.00	0.00
Aug 30	5:30 PM	15 min	4,652.15	1114.87	0.00	0.00	0.00	0.00	0.00	48.17	0.00	48.17
Aug 30	5:45 PM	15 min	4,266.81	1110.35	0.00	0.00	0.00	0.00	385.35	52.68	385.35	52.68
Aug 30	6:00 PM	15 min	4,616.02	1158.52	0.00	0.00	0.00	0.00	36.13	4.52	36.13	4.52
Aug 30	6:15 PM	15 min	4,652.15	1163.04	0.00	0.00	0.00	0.00	0.00	0.00	0.00	0.00
Aug 30	6:30 PM	11 min	4,652.15	883.91	0.00	0.00	0.00	0.00	0.00	0.00	0.00	0.00
Aug 30	6:41 PM	0 min	4,652.15		0.00		0.00		0.00		0.00	

BLOCK 1 / 160 FOLSOM STREET

Quantitative Shading Calculations for Main Street Plaza

EXAMPLE	Existing Shading
EXAMPLE	No new shading from Project / Project Alternative
EXAMPLE	New Shading from Project / Project Alternative
EXAMPLE	No new shading from Project / Project Alternative + Cumulative
EXAMPLE	New Shading from Project / Project Alternative + Cumulative

Analysis Run: 8/21/2015

Technician: AP

Date	Start Time	Duration	Current Park Shading		New Shadow: Project @ 400'		New Shadow: Project @ 300'		New Shadow: Project @ 400' + Cumulative		New Shadow: Project @ 300' + Cumulative	
			Shadow Area (sf)	Shading (sfh)	Shadow Area (sf)	Shading (sfh)	Shadow Area (sf)	Shading (sfh)	Shadow Area (sf)	Shading (sfh)	Shadow Area (sf)	Shading (sfh)
Sep 6	7:44 AM	1 min	4,652.15	93.04	0.00	0.00	0.00	0.00	0.00	0.00	0.00	0.00
Sep 6	7:45 AM	15 min	4,652.15	1163.04	0.00	0.00	0.00	0.00	0.00	0.00	0.00	0.00
Sep 6	8:00 AM	15 min	4,652.15	1163.04	0.00	0.00	0.00	0.00	0.00	0.00	0.00	0.00
Sep 6	8:15 AM	15 min	4,652.15	1163.04	0.00	0.00	0.00	0.00	0.00	0.00	0.00	0.00
Sep 6	8:30 AM	15 min	4,652.15	1163.04	0.00	0.00	0.00	0.00	0.00	0.00	0.00	0.00
Sep 6	8:45 AM	15 min	4,652.15	1163.04	0.00	0.00	0.00	0.00	0.00	0.00	0.00	0.00
Sep 6	9:00 AM	15 min	4,652.15	1163.04	0.00	0.00	0.00	0.00	0.00	0.00	0.00	0.00
Sep 6	9:15 AM	15 min	4,652.15	1149.03	0.00	10.81	0.00	12.11	0.00	10.81	0.00	12.11
Sep 6	9:30 AM	15 min	4,540.09	1096.47	86.47	12.64	96.90	13.41	86.47	12.64	96.90	13.41
Sep 6	9:45 AM	15 min	4,231.65	1024.59	14.62	1.83	10.41	1.30	14.62	1.83	10.41	1.30
Sep 6	10:00 AM	15 min	3,965.03	962.30	0.00	0.00	0.00	0.00	0.00	0.00	0.00	0.00
Sep 6	10:15 AM	15 min	3,733.40	907.78	0.00	0.00	0.00	0.00	0.00	0.00	0.00	0.00
Sep 6	10:30 AM	15 min	3,528.85	859.42	0.00	0.00	0.00	0.00	0.00	0.00	0.00	0.00
Sep 6	10:45 AM	15 min	3,346.51	815.96	0.00	0.00	0.00	0.00	0.00	0.00	0.00	0.00
Sep 6	11:00 AM	15 min	3,181.19	758.18	0.00	0.00	0.00	0.00	0.00	0.00	0.00	0.00
Sep 6	11:15 AM	15 min	2,884.23	682.47	0.00	0.00	0.00	0.00	0.00	0.00	0.00	0.00
Sep 6	11:30 AM	15 min	2,575.55	612.85	0.00	0.00	0.00	0.00	0.00	0.00	0.00	0.00
Sep 6	11:45 AM	15 min	2,327.27	553.10	0.00	0.00	0.00	0.00	0.00	0.00	0.00	0.00
Sep 6	12:00 PM	15 min	2,097.49	497.59	0.00	0.00	0.00	0.00	0.00	0.00	0.00	0.00
Sep 6	12:15 PM	15 min	1,883.24	445.57	0.00	0.00	0.00	0.00	0.00	0.00	0.00	0.00
Sep 6	12:30 PM	15 min	1,681.34	396.42	0.00	0.00	0.00	0.00	0.00	0.00	0.00	0.00
Sep 6	12:45 PM	15 min	1,490.03	349.65	0.00	0.00	0.00	0.00	0.00	0.00	0.00	0.00
Sep 6	1:00 PM	15 min	1,307.13	304.83	0.00	0.00	0.00	0.00	0.00	0.00	0.00	0.00
Sep 6	1:15 PM	15 min	1,131.53	261.66	0.00	0.00	0.00	0.00	0.00	0.00	0.00	0.00
Sep 6	1:30 PM	15 min	961.72	219.77	0.00	0.00	0.00	0.00	0.00	0.00	0.00	0.00
Sep 6	1:45 PM	15 min	796.45	178.87	0.00	0.00	0.00	0.00	0.00	0.00	0.00	0.00
Sep 6	2:00 PM	15 min	634.48	138.64	0.00	0.00	0.00	0.00	0.00	0.00	0.00	0.00
Sep 6	2:15 PM	15 min	474.62	98.82	0.00	0.00	0.00	0.00	0.00	0.00	0.00	0.00
Sep 6	2:30 PM	15 min	315.92	59.17	0.00	0.00	0.00	0.00	0.00	0.00	0.00	0.00
Sep 6	2:45 PM	15 min	157.43	20.27	0.00	0.00	0.00	0.00	0.00	0.00	0.00	0.00
Sep 6	3:00 PM	15 min	4.72	58.73	0.00	0.00	0.00	0.00	0.00	0.00	0.00	0.00
Sep 6	3:15 PM	15 min	465.15	170.00	0.00	0.00	0.00	0.00	0.00	0.00	0.00	0.00
Sep 6	3:30 PM	15 min	894.86	274.45	0.00	0.00	0.00	0.00	0.00	145.17	0.00	145.17
Sep 6	3:45 PM	15 min	1,300.76	373.68	0.00	0.00	0.00	0.00	1,161.39	447.65	1,161.39	447.65
Sep 6	4:00 PM	15 min	1,688.66	469.01	0.00	0.00	0.00	0.00	2,419.82	623.71	2,419.82	623.71
Sep 6	4:15 PM	15 min	2,063.40	561.02	0.00	0.00	0.00	0.00	2,569.85	599.66	2,569.85	599.66
Sep 6	4:30 PM	15 min	2,424.74	642.18	0.00	0.00	0.00	0.00	2,227.41	520.86	2,227.41	520.86
Sep 6	4:45 PM	15 min	2,712.69	917.18	0.00	0.00	0.00	0.00	1,939.46	245.86	1,939.46	245.86
Sep 6	5:00 PM	15 min	4,624.71	1159.61	0.00	0.00	0.00	0.00	27.44	3.43	27.44	3.43
Sep 6	5:15 PM	15 min	4,652.15	1163.04	0.00	0.00	0.00	0.00	0.00	0.00	0.00	0.00
Sep 6	5:30 PM	15 min	4,652.15	1163.04	0.00	0.00	0.00	0.00	0.00	0.00	0.00	0.00
Sep 6	5:45 PM	15 min	4,652.15	1163.04	0.00	0.00	0.00	0.00	0.00	0.00	0.00	0.00
Sep 6	6:00 PM	15 min	4,652.15	1163.04	0.00	0.00	0.00	0.00	0.00	0.00	0.00	0.00
Sep 6	6:15 PM	15 min	4,652.15	1163.04	0.00	0.00	0.00	0.00	0.00	0.00	0.00	0.00
Sep 6	6:30 PM	1 min	4,652.15	93.04	0.00	0.00	0.00	0.00	0.00	0.00	0.00	0.00
Sep 6	6:31 PM	0 min	4,652.15		0.00		0.00		0.00		0.00	

BLOCK 1 / 160 FOLSOM STREET

Quantitative Shading Calculations for Main Street Plaza

EXAMPLE	Existing Shading
EXAMPLE	No new shading from Project / Project Alternative
EXAMPLE	New Shading from Project / Project Alternative
EXAMPLE	No new shading from Project / Project Alternative + Cumulative
EXAMPLE	New Shading from Project / Project Alternative + Cumulative

Analysis Run: 8/21/2015

Technician: AP

Date	Start Time	Duration	Current Park Shading		New Shadow: Project @ 400'		New Shadow: Project @ 300'		New Shadow: Project @ 400' + Cumulative		New Shadow: Project @ 300' + Cumulative	
			Shadow Area (sf)	Shading (sfh)	Shadow Area (sf)	Shading (sfh)	Shadow Area (sf)	Shading (sfh)	Shadow Area (sf)	Shading (sfh)	Shadow Area (sf)	Shading (sfh)
Sep 13	7:50 AM	10 min	4,652.15	790.87	0.00	0.00	0.00	0.00	0.00	0.00	0.00	0.00
Sep 13	8:00 AM	15 min	4,652.15	1163.04	0.00	0.00	0.00	0.00	0.00	0.00	0.00	0.00
Sep 13	8:15 AM	15 min	4,652.15	1163.04	0.00	0.00	0.00	0.00	0.00	0.00	0.00	0.00
Sep 13	8:30 AM	15 min	4,652.15	1163.04	0.00	0.00	0.00	0.00	0.00	0.00	0.00	0.00
Sep 13	8:45 AM	15 min	4,652.15	1163.04	0.00	0.00	0.00	0.00	0.00	0.00	0.00	0.00
Sep 13	9:00 AM	15 min	4,652.15	1163.04	0.00	0.00	0.00	0.00	0.00	0.00	0.00	0.00
Sep 13	9:15 AM	15 min	4,652.15	1148.77	0.00	0.00	0.00	0.05	0.00	0.00	0.00	0.05
Sep 13	9:30 AM	15 min	4,537.98	1101.73	0.00	0.00	0.44	0.05	0.00	0.00	0.44	0.05
Sep 13	9:45 AM	15 min	4,275.88	1019.27	0.00	0.00	0.00	0.00	0.00	0.00	0.00	0.00
Sep 13	10:00 AM	15 min	3,878.26	940.38	0.00	0.00	0.00	0.00	0.00	0.00	0.00	0.00
Sep 13	10:15 AM	15 min	3,644.75	885.51	0.00	0.00	0.00	0.00	0.00	0.00	0.00	0.00
Sep 13	10:30 AM	15 min	3,439.35	836.83	0.00	0.00	0.00	0.00	0.00	0.00	0.00	0.00
Sep 13	10:45 AM	15 min	3,255.26	792.97	0.00	0.00	0.00	0.00	0.00	0.00	0.00	0.00
Sep 13	11:00 AM	15 min	3,088.47	755.62	0.00	0.00	0.00	0.00	0.00	0.00	0.00	0.00
Sep 13	11:15 AM	15 min	2,956.49	708.62	0.00	0.00	0.00	0.00	0.00	0.00	0.00	0.00
Sep 13	11:30 AM	15 min	2,712.47	645.45	0.00	0.00	0.00	0.00	0.00	0.00	0.00	0.00
Sep 13	11:45 AM	15 min	2,451.12	582.65	0.00	0.00	0.00	0.00	0.00	0.00	0.00	0.00
Sep 13	12:00 PM	15 min	2,210.12	524.51	0.00	0.00	0.00	0.00	0.00	0.00	0.00	0.00
Sep 13	12:15 PM	15 min	1,985.95	470.23	0.00	0.00	0.00	0.00	0.00	0.00	0.00	0.00
Sep 13	12:30 PM	15 min	1,775.86	419.11	0.00	0.00	0.00	0.00	0.00	0.00	0.00	0.00
Sep 13	12:45 PM	15 min	1,577.00	370.64	0.00	0.00	0.00	0.00	0.00	0.00	0.00	0.00
Sep 13	1:00 PM	15 min	1,388.12	324.35	0.00	0.00	0.00	0.00	0.00	0.00	0.00	0.00
Sep 13	1:15 PM	15 min	1,206.65	279.79	0.00	0.00	0.00	0.00	0.00	0.00	0.00	0.00
Sep 13	1:30 PM	15 min	1,031.69	236.72	0.00	0.00	0.00	0.00	0.00	0.00	0.00	0.00
Sep 13	1:45 PM	15 min	862.09	194.81	0.00	0.00	0.00	0.00	0.00	0.00	0.00	0.00
Sep 13	2:00 PM	15 min	696.36	153.72	0.00	0.00	0.00	0.00	0.00	0.00	0.00	0.00
Sep 13	2:15 PM	15 min	533.39	113.19	0.00	0.00	0.00	0.00	0.00	0.00	0.00	0.00
Sep 13	2:30 PM	15 min	372.12	72.99	0.00	0.00	0.00	0.00	0.00	0.00	0.00	0.00
Sep 13	2:45 PM	15 min	211.76	32.89	0.00	0.00	0.00	0.00	0.00	0.00	0.00	0.00
Sep 13	3:00 PM	15 min	51.39	43.98	0.00	0.00	0.00	0.00	0.00	0.00	0.00	0.00
Sep 13	3:15 PM	15 min	300.46	127.36	0.00	0.00	0.00	0.00	0.00	0.00	0.00	0.00
Sep 13	3:30 PM	15 min	718.45	229.04	0.00	0.00	0.00	0.00	0.00	50.34	0.00	50.34
Sep 13	3:45 PM	15 min	1,113.84	325.72	0.00	0.00	0.00	0.00	402.68	290.95	402.68	290.95
Sep 13	4:00 PM	15 min	1,491.89	418.62	0.00	0.00	0.00	0.00	1,924.95	564.42	1,924.95	564.42
Sep 13	4:15 PM	15 min	1,857.03	508.78	0.00	0.00	0.00	0.00	2,590.41	628.67	2,590.41	628.67
Sep 13	4:30 PM	15 min	2,213.17	594.36	0.00	0.00	0.00	0.00	2,438.99	568.68	2,438.99	568.68
Sep 13	4:45 PM	15 min	2,541.74	894.05	0.00	0.00	0.00	0.00	2,110.42	268.99	2,110.42	268.99
Sep 13	5:00 PM	15 min	4,610.69	1157.86	0.00	0.00	0.00	0.00	41.47	5.18	41.47	5.18
Sep 13	5:15 PM	15 min	4,652.15	1163.04	0.00	0.00	0.00	0.00	0.00	0.00	0.00	0.00
Sep 13	5:30 PM	15 min	4,652.15	1163.04	0.00	0.00	0.00	0.00	0.00	0.00	0.00	0.00
Sep 13	5:45 PM	15 min	4,652.15	1163.04	0.00	0.00	0.00	0.00	0.00	0.00	0.00	0.00
Sep 13	6:00 PM	15 min	4,652.15	1163.04	0.00	0.00	0.00	0.00	0.00	0.00	0.00	0.00
Sep 13	6:15 PM	5 min	4,652.15	418.69	0.00	0.00	0.00	0.00	0.00	0.00	0.00	0.00
Sep 13	6:20 PM	0 min	4,652.15		0.00		0.00		0.00		0.00	

BLOCK 1 / 160 FOLSOM STREET

Quantitative Shading Calculations for Main Street Plaza

Analysis Run: 8/21/2015

Technician: AP

EXAMPLE	Existing Shading
EXAMPLE	No new shading from Project / Project Alternative
EXAMPLE	New Shading from Project / Project Alternative
EXAMPLE	No new shading from Project / Project Alternative + Cumulative
EXAMPLE	New Shading from Project / Project Alternative + Cumulative

Date	Start Time	Duration	Current Park Shading		New Shadow: Project @ 400'		New Shadow: Project @ 300'		New Shadow: Project @ 400' + Cumulative		New Shadow: Project @ 300' + Cumulative	
			Shadow Area (sf)	Shading (sfh)	Shadow Area (sf)	Shading (sfh)	Shadow Area (sf)	Shading (sfh)	Shadow Area (sf)	Shading (sfh)	Shadow Area (sf)	Shading (sfh)
Sep 20	7:56 AM	5 min	4,652.15	372.17	0.00	0.00	0.00	0.00	0.00	0.00	0.00	0.00
Sep 20	8:00 AM	15 min	4,652.15	1163.04	0.00	0.00	0.00	0.00	0.00	0.00	0.00	0.00
Sep 20	8:15 AM	15 min	4,652.15	1163.04	0.00	0.00	0.00	0.00	0.00	0.00	0.00	0.00
Sep 20	8:30 AM	15 min	4,652.15	1163.04	0.00	0.00	0.00	0.00	0.00	0.00	0.00	0.00
Sep 20	8:45 AM	15 min	4,652.15	1163.04	0.00	0.00	0.00	0.00	0.00	0.00	0.00	0.00
Sep 20	9:00 AM	15 min	4,652.15	1163.04	0.00	0.00	0.00	0.00	0.00	0.00	0.00	0.00
Sep 20	9:15 AM	15 min	4,652.15	1163.04	0.00	0.00	0.00	0.00	0.00	0.00	0.00	0.00
Sep 20	9:30 AM	15 min	4,652.15	1163.04	0.00	0.00	0.00	0.00	0.00	0.00	0.00	0.00
Sep 20	9:45 AM	15 min	4,652.15	1054.40	0.00	0.00	0.00	0.00	0.00	0.00	0.00	0.00
Sep 20	10:00 AM	15 min	3,783.03	970.93	0.00	0.00	0.00	0.00	0.00	0.00	0.00	0.00
Sep 20	10:15 AM	15 min	3,984.40	920.37	0.00	0.00	0.00	0.00	0.00	0.00	0.00	0.00
Sep 20	10:30 AM	15 min	3,378.56	816.83	0.00	0.00	0.00	0.00	0.00	0.00	0.00	0.00
Sep 20	10:45 AM	15 min	3,156.10	767.95	0.00	0.00	0.00	0.00	0.00	0.00	0.00	0.00
Sep 20	11:00 AM	15 min	2,987.48	737.22	0.00	0.00	0.00	0.00	0.00	0.00	0.00	0.00
Sep 20	11:15 AM	15 min	2,910.25	717.73	0.00	0.00	0.00	0.00	0.00	0.00	0.00	0.00
Sep 20	11:30 AM	15 min	2,831.61	676.28	0.00	0.00	0.00	0.00	0.00	0.00	0.00	0.00
Sep 20	11:45 AM	15 min	2,578.60	613.06	0.00	0.00	0.00	0.00	0.00	0.00	0.00	0.00
Sep 20	12:00 PM	15 min	2,325.84	552.20	0.00	0.00	0.00	0.00	0.00	0.00	0.00	0.00
Sep 20	12:15 PM	15 min	2,091.80	495.57	0.00	0.00	0.00	0.00	0.00	0.00	0.00	0.00
Sep 20	12:30 PM	15 min	1,872.78	442.42	0.00	0.00	0.00	0.00	0.00	0.00	0.00	0.00
Sep 20	12:45 PM	15 min	1,666.55	392.13	0.00	0.00	0.00	0.00	0.00	0.00	0.00	0.00
Sep 20	1:00 PM	15 min	1,470.48	344.20	0.00	0.00	0.00	0.00	0.00	0.00	0.00	0.00
Sep 20	1:15 PM	15 min	1,283.13	298.25	0.00	0.00	0.00	0.00	0.00	0.00	0.00	0.00
Sep 20	1:30 PM	15 min	1,102.87	253.93	0.00	0.00	0.00	0.00	0.00	0.00	0.00	0.00
Sep 20	1:45 PM	15 min	928.59	210.93	0.00	0.00	0.00	0.00	0.00	0.00	0.00	0.00
Sep 20	2:00 PM	15 min	758.88	168.95	0.00	0.00	0.00	0.00	0.00	0.00	0.00	0.00
Sep 20	2:15 PM	15 min	592.72	127.71	0.00	0.00	0.00	0.00	0.00	0.00	0.00	0.00
Sep 20	2:30 PM	15 min	428.94	86.95	0.00	0.00	0.00	0.00	0.00	0.00	0.00	0.00
Sep 20	2:45 PM	15 min	266.65	46.46	0.00	0.00	0.00	0.00	0.00	0.00	0.00	0.00
Sep 20	3:00 PM	15 min	105.06	31.57	0.00	0.00	0.00	0.00	0.00	0.00	0.00	0.00
Sep 20	3:15 PM	15 min	147.52	87.68	0.00	0.00	0.00	0.00	0.00	0.00	0.00	0.00
Sep 20	3:30 PM	15 min	553.96	186.59	0.00	0.00	0.00	0.00	0.00	0.00	0.00	0.00
Sep 20	3:45 PM	15 min	938.79	280.72	0.00	0.00	0.00	0.00	0.00	148.32	0.00	148.32
Sep 20	4:00 PM	15 min	1,306.98	371.18	0.00	0.00	0.00	0.00	1,186.58	445.14	1,186.58	445.14
Sep 20	4:15 PM	15 min	1,662.50	458.94	0.00	0.00	0.00	0.00	2,374.56	621.31	2,374.56	621.31
Sep 20	4:30 PM	15 min	2,009.03	544.83	0.00	0.00	0.00	0.00	2,595.93	612.31	2,595.93	612.31
Sep 20	4:45 PM	15 min	2,349.58	779.58	0.00	0.00	0.00	0.00	2,302.57	383.46	2,302.57	383.46
Sep 20	5:00 PM	15 min	3,887.02	1067.40	0.00	0.00	0.00	0.00	765.13	95.64	765.13	95.64
Sep 20	5:15 PM	15 min	4,652.15	1163.04	0.00	0.00	0.00	0.00	0.00	0.00	0.00	0.00
Sep 20	5:30 PM	15 min	4,652.15	1163.04	0.00	0.00	0.00	0.00	0.00	0.00	0.00	0.00
Sep 20	5:45 PM	15 min	4,652.15	1163.04	0.00	0.00	0.00	0.00	0.00	0.00	0.00	0.00
Sep 20	6:00 PM	9 min	4,652.15	697.82	0.00	0.00	0.00	0.00	0.00	0.00	0.00	0.00
Sep 20	6:09 PM	0 min	4,652.15		0.00		0.00		0.00		0.00	

BLOCK 1 / 160 FOLSOM STREET

Quantitative Shading Calculations for Main Street Plaza

EXAMPLE	Existing Shading	EXAMPLE	No new shading from Project / Project Alternative
		EXAMPLE	New Shading from Project / Project Alternative

EXAMPLE	No new shading from Project / Project Alternative + Cumulative
EXAMPLE	New Shading from Project / Project Alternative + Cumulative

Analysis Run: 8/21/2015

Technician: AP

Date	Start Time	Duration	Current Park Shading		New Shadow: Project @ 400'		New Shadow: Project @ 300'		New Shadow: Project @ 400' + Cumulative		New Shadow: Project @ 300' + Cumulative	
			Shadow Area (sf)	Shading (sfh)	Shadow Area (sf)	Shading (sfh)	Shadow Area (sf)	Shading (sfh)	Shadow Area (sf)	Shading (sfh)	Shadow Area (sf)	Shading (sfh)
Sep 27	8:02 AM	13 min	4,652.15	1023.47	0.00	0.00	0.00	0.00	0.00	0.00	0.00	0.00
Sep 27	8:15 AM	15 min	4,652.15	1163.04	0.00	0.00	0.00	0.00	0.00	0.00	0.00	0.00
Sep 27	8:30 AM	15 min	4,652.15	1163.04	0.00	0.00	0.00	0.00	0.00	0.00	0.00	0.00
Sep 27	8:45 AM	15 min	4,652.15	1163.04	0.00	0.00	0.00	0.00	0.00	0.00	0.00	0.00
Sep 27	9:00 AM	15 min	4,652.15	1163.04	0.00	0.00	0.00	0.00	0.00	0.00	0.00	0.00
Sep 27	9:15 AM	15 min	4,652.15	1163.04	0.00	0.00	0.00	0.00	0.00	0.00	0.00	0.00
Sep 27	9:30 AM	15 min	4,652.15	1163.04	0.00	0.00	0.00	0.00	0.00	0.00	0.00	0.00
Sep 27	9:45 AM	15 min	4,652.15	1102.47	0.00	0.00	0.00	0.00	0.00	0.00	0.00	0.00
Sep 27	10:00 AM	15 min	4,167.65	1102.47	0.00	0.00	0.00	0.00	0.00	0.00	0.00	0.00
Sep 27	10:15 AM	15 min	4,652.15	1126.93	0.00	0.00	0.00	0.00	0.00	0.00	0.00	0.00
Sep 27	10:30 AM	15 min	4,363.32	926.59	0.00	0.00	0.00	0.00	0.00	0.00	0.00	0.00
Sep 27	10:45 AM	15 min	3,049.38	748.48	0.00	0.00	0.00	0.00	0.00	0.00	0.00	0.00
Sep 27	11:00 AM	15 min	2,938.49	725.67	0.00	0.00	0.00	0.00	0.00	0.00	0.00	0.00
Sep 27	11:15 AM	15 min	2,866.89	707.05	0.00	0.00	0.00	0.00	0.00	0.00	0.00	0.00
Sep 27	11:30 AM	15 min	2,789.48	686.36	0.00	0.00	0.00	0.00	0.00	0.00	0.00	0.00
Sep 27	11:45 AM	15 min	2,701.44	643.35	0.00	0.00	0.00	0.00	0.00	0.00	0.00	0.00
Sep 27	12:00 PM	15 min	2,445.36	580.71	0.00	0.00	0.00	0.00	0.00	0.00	0.00	0.00
Sep 27	12:15 PM	15 min	2,200.35	521.56	0.00	0.00	0.00	0.00	0.00	0.00	0.00	0.00
Sep 27	12:30 PM	15 min	1,972.11	466.24	0.00	0.00	0.00	0.00	0.00	0.00	0.00	0.00
Sep 27	12:45 PM	15 min	1,757.78	414.05	0.00	0.00	0.00	0.00	0.00	0.00	0.00	0.00
Sep 27	1:00 PM	15 min	1,554.63	364.43	0.00	0.00	0.00	0.00	0.00	0.00	0.00	0.00
Sep 27	1:15 PM	15 min	1,360.83	316.98	0.00	0.00	0.00	0.00	0.00	0.00	0.00	0.00
Sep 27	1:30 PM	15 min	1,175.04	271.35	0.00	0.00	0.00	0.00	0.00	0.00	0.00	0.00
Sep 27	1:45 PM	15 min	995.75	227.24	0.00	0.00	0.00	0.00	0.00	0.00	0.00	0.00
Sep 27	2:00 PM	15 min	822.15	184.32	0.00	0.00	0.00	0.00	0.00	0.00	0.00	0.00
Sep 27	2:15 PM	15 min	652.44	142.32	0.00	0.00	0.00	0.00	0.00	0.00	0.00	0.00
Sep 27	2:30 PM	15 min	486.13	101.02	0.00	0.00	0.00	0.00	0.00	0.00	0.00	0.00
Sep 27	2:45 PM	15 min	322.01	60.19	0.00	0.00	0.00	0.00	0.00	0.00	0.00	0.00
Sep 27	3:00 PM	15 min	159.47	20.39	0.00	0.00	0.00	0.00	0.00	0.00	0.00	0.00
Sep 27	3:15 PM	15 min	3.62	50.30	0.00	0.00	0.00	0.00	0.00	0.00	0.00	0.00
Sep 27	3:30 PM	15 min	398.82	146.58	0.00	0.00	0.00	0.00	0.00	0.00	0.00	0.00
Sep 27	3:45 PM	15 min	773.79	274.03	0.00	0.00	0.00	0.00	0.00	59.52	0.00	59.52
Sep 27	4:00 PM	15 min	1,418.41	483.98	0.00	0.00	0.00	0.00	476.13	260.36	476.13	260.36
Sep 27	4:15 PM	15 min	2,453.40	611.75	0.00	0.00	0.00	0.00	1,606.77	477.30	1,606.77	477.30
Sep 27	4:30 PM	15 min	2,440.56	600.36	0.00	0.00	0.00	0.00	2,211.59	562.68	2,211.59	562.68
Sep 27	4:45 PM	15 min	2,362.34	603.48	0.00	0.00	0.00	0.00	2,289.81	559.56	2,289.81	559.56
Sep 27	5:00 PM	15 min	2,465.48	857.68	0.00	0.00	0.00	0.00	2,186.67	305.36	2,186.67	305.36
Sep 27	5:15 PM	15 min	4,395.99	1131.02	0.00	0.00	0.00	0.00	256.17	32.02	256.17	32.02
Sep 27	5:30 PM	15 min	4,652.15	1163.04	0.00	0.00	0.00	0.00	0.00	0.00	0.00	0.00
Sep 27	5:45 PM	13 min	4,652.15	1023.47	0.00	0.00	0.00	0.00	0.00	0.00	0.00	0.00
Sep 27	5:58 PM	0 min	4,652.15		0.00		0.00		0.00		0.00	

BLOCK 1 / 160 FOLSOM STREET

Quantitative Shading Calculations for Main Street Plaza

Analysis Run: 8/21/2015

Technician: AP

EXAMPLE	Existing Shading
EXAMPLE	No new shading from Project / Project Alternative
EXAMPLE	New Shading from Project / Project Alternative
EXAMPLE	No new shading from Project / Project Alternative + Cumulative
EXAMPLE	New Shading from Project / Project Alternative + Cumulative

Date	Start Time	Duration	Current Park Shading		New Shadow: Project @ 400'		New Shadow: Project @ 300'		New Shadow: Project @ 400' + Cumulative		New Shadow: Project @ 300' + Cumulative	
			Shadow Area (sf)	Shading (sfh)	Shadow Area (sf)	Shading (sfh)	Shadow Area (sf)	Shading (sfh)	Shadow Area (sf)	Shading (sfh)	Shadow Area (sf)	Shading (sfh)
Oct 4	8:08 AM	7 min	4,652.15	558.26	0.00	0.00	0.00	0.00	0.00	0.00	0.00	0.00
Oct 4	8:15 AM	15 min	4,652.15	1163.04	0.00	0.00	0.00	0.00	0.00	0.00	0.00	0.00
Oct 4	8:30 AM	15 min	4,652.15	1163.04	0.00	0.00	0.00	0.00	0.00	0.00	0.00	0.00
Oct 4	8:45 AM	15 min	4,652.15	1163.04	0.00	0.00	0.00	0.00	0.00	0.00	0.00	0.00
Oct 4	9:00 AM	15 min	4,652.15	1163.04	0.00	0.00	0.00	0.00	0.00	0.00	0.00	0.00
Oct 4	9:15 AM	15 min	4,652.15	1163.04	0.00	0.00	0.00	0.00	0.00	0.00	0.00	0.00
Oct 4	9:30 AM	15 min	4,652.15	1148.85	0.00	0.00	0.00	0.00	0.00	0.00	0.00	0.00
Oct 4	9:45 AM	15 min	4,538.61	1148.85	0.00	0.00	0.00	0.00	0.00	0.00	0.00	0.00
Oct 4	10:00 AM	15 min	4,652.15	1163.04	0.00	0.00	0.00	0.00	0.00	0.00	0.00	0.00
Oct 4	10:15 AM	15 min	4,652.15	1163.04	0.00	0.00	0.00	0.00	0.00	0.00	0.00	0.00
Oct 4	10:30 AM	15 min	4,652.15	1006.52	0.00	0.00	0.00	0.00	0.00	0.00	0.00	0.00
Oct 4	10:45 AM	15 min	3,400.00	787.23	0.00	0.00	0.00	0.00	0.00	0.00	0.00	0.00
Oct 4	11:00 AM	15 min	2,897.85	715.62	0.00	0.00	0.00	0.00	0.00	0.00	0.00	0.00
Oct 4	11:15 AM	15 min	2,827.08	697.18	0.00	0.00	0.00	0.00	0.00	0.00	0.00	0.00
Oct 4	11:30 AM	15 min	2,750.39	677.12	0.00	0.00	0.00	0.00	0.00	0.00	0.00	0.00
Oct 4	11:45 AM	15 min	2,666.55	654.09	0.00	0.00	0.00	0.00	0.00	0.00	0.00	0.00
Oct 4	12:00 PM	15 min	2,566.14	609.81	0.00	0.00	0.00	0.00	0.00	0.00	0.00	0.00
Oct 4	12:15 PM	15 min	2,312.35	548.33	0.00	0.00	0.00	0.00	0.00	0.00	0.00	0.00
Oct 4	12:30 PM	15 min	2,074.25	490.67	0.00	0.00	0.00	0.00	0.00	0.00	0.00	0.00
Oct 4	12:45 PM	15 min	1,851.12	436.44	0.00	0.00	0.00	0.00	0.00	0.00	0.00	0.00
Oct 4	1:00 PM	15 min	1,640.37	385.02	0.00	0.00	0.00	0.00	0.00	0.00	0.00	0.00
Oct 4	1:15 PM	15 min	1,439.78	335.98	0.00	0.00	0.00	0.00	0.00	0.00	0.00	0.00
Oct 4	1:30 PM	15 min	1,248.06	288.96	0.00	0.00	0.00	0.00	0.00	0.00	0.00	0.00
Oct 4	1:45 PM	15 min	1,063.65	243.65	0.00	0.00	0.00	0.00	0.00	0.00	0.00	0.00
Oct 4	2:00 PM	15 min	885.53	199.73	0.00	0.00	0.00	0.00	0.00	0.00	0.00	0.00
Oct 4	2:15 PM	15 min	712.34	156.97	0.00	0.00	0.00	0.00	0.00	0.00	0.00	0.00
Oct 4	2:30 PM	15 min	543.46	115.12	0.00	0.00	0.00	0.00	0.00	0.00	0.00	0.00
Oct 4	2:45 PM	15 min	377.53	73.96	0.00	0.00	0.00	0.00	0.00	0.00	0.00	0.00
Oct 4	3:00 PM	15 min	214.15	33.49	0.00	0.00	0.00	0.00	0.00	0.00	0.00	0.00
Oct 4	3:15 PM	15 min	53.77	38.06	0.00	0.00	0.00	0.00	0.00	0.00	0.00	0.00
Oct 4	3:30 PM	15 min	250.70	164.34	0.00	0.00	0.00	0.00	0.00	0.00	0.00	0.00
Oct 4	3:45 PM	15 min	1,064.05	524.76	0.00	0.00	0.00	0.00	0.00	0.00	0.00	0.00
Oct 4	4:00 PM	15 min	3,133.99	915.11	0.00	0.00	0.00	0.00	0.00	34.27	0.00	34.27
Oct 4	4:15 PM	15 min	4,186.85	1061.22	0.00	0.00	0.00	0.00	274.14	77.92	274.14	77.92
Oct 4	4:30 PM	15 min	4,302.92	955.32	0.00	0.00	0.00	0.00	349.24	207.72	349.24	207.72
Oct 4	4:45 PM	15 min	3,339.63	737.75	0.00	0.00	0.00	0.00	1,312.53	425.29	1,312.53	425.29
Oct 4	5:00 PM	15 min	2,562.39	717.67	0.00	0.00	0.00	0.00	2,089.76	445.37	2,089.76	445.37
Oct 4	5:15 PM	15 min	3,178.99	975.65	0.00	0.00	0.00	0.00	1,473.17	187.38	1,473.17	187.38
Oct 4	5:30 PM	15 min	4,626.25	1159.80	0.00	0.00	0.00	0.00	25.90	3.24	25.90	3.24
Oct 4	5:45 PM	3 min	4,652.15	232.61	0.00	0.00	0.00	0.00	0.00	0.00	0.00	0.00
Oct 4	5:48 PM	0 min	4,652.15		0.00		0.00		0.00		0.00	

BLOCK 1 / 160 FOLSOM STREET

Quantitative Shading Calculations for Main Street Plaza

Analysis Run: 8/21/2015

Technician: AP

EXAMPLE	Existing Shading	EXAMPLE	No new shading from Project / Project Alternative
		EXAMPLE	New Shading from Project / Project Alternative
EXAMPLE	No new shading from Project / Project Alternative + Cumulative		
EXAMPLE	New Shading from Project / Project Alternative + Cumulative		

Date	Start Time	Duration	Current Park Shading		New Shadow: Project @ 400'		New Shadow: Project @ 300'		New Shadow: Project @ 400' + Cumulative		New Shadow: Project @ 300' + Cumulative	
			Shadow Area (sf)	Shading (sfh)	Shadow Area (sf)	Shading (sfh)	Shadow Area (sf)	Shading (sfh)	Shadow Area (sf)	Shading (sfh)	Shadow Area (sf)	Shading (sfh)
Oct 11	8:15 AM	15 min	4,652.15	1163.04	0.00	0.00	0.00	0.00	0.00	0.00	0.00	0.00
Oct 11	8:30 AM	15 min	4,652.15	1163.04	0.00	0.00	0.00	0.00	0.00	0.00	0.00	0.00
Oct 11	8:45 AM	15 min	4,652.15	1163.04	0.00	0.00	0.00	0.00	0.00	0.00	0.00	0.00
Oct 11	9:00 AM	15 min	4,652.15	1163.04	0.00	0.00	0.00	0.00	0.00	0.00	0.00	0.00
Oct 11	9:15 AM	15 min	4,652.15	1162.53	0.00	0.00	0.00	0.00	0.00	0.00	0.00	0.00
Oct 11	9:30 AM	15 min	4,648.06	1162.53	0.00	0.00	0.00	0.00	0.00	0.00	0.00	0.00
Oct 11	9:45 AM	15 min	4,652.15	1163.04	0.00	0.00	0.00	0.00	0.00	0.00	0.00	0.00
Oct 11	10:00 AM	15 min	4,652.15	1163.04	0.00	0.00	0.00	0.00	0.00	0.00	0.00	0.00
Oct 11	10:15 AM	15 min	4,652.15	1163.04	0.00	0.00	0.00	0.00	0.00	0.00	0.00	0.00
Oct 11	10:30 AM	15 min	4,652.15	990.79	0.00	0.00	0.00	0.00	0.00	0.00	0.00	0.00
Oct 11	10:45 AM	15 min	3,274.13	766.92	0.00	0.00	0.00	0.00	0.00	0.00	0.00	0.00
Oct 11	11:00 AM	15 min	2,861.19	706.56	0.00	0.00	0.00	0.00	0.00	0.00	0.00	0.00
Oct 11	11:15 AM	15 min	2,791.26	688.33	0.00	0.00	0.00	0.00	0.00	0.00	0.00	0.00
Oct 11	11:30 AM	15 min	2,715.41	668.49	0.00	0.00	0.00	0.00	0.00	0.00	0.00	0.00
Oct 11	11:45 AM	15 min	2,632.51	646.67	0.00	0.00	0.00	0.00	0.00	0.00	0.00	0.00
Oct 11	12:00 PM	15 min	2,540.84	621.01	0.00	0.00	0.00	0.00	0.00	0.00	0.00	0.00
Oct 11	12:15 PM	15 min	2,427.28	575.80	0.00	0.00	0.00	0.00	0.00	0.00	0.00	0.00
Oct 11	12:30 PM	15 min	2,179.11	515.70	0.00	0.00	0.00	0.00	0.00	0.00	0.00	0.00
Oct 11	12:45 PM	15 min	1,946.50	459.23	0.00	0.00	0.00	0.00	0.00	0.00	0.00	0.00
Oct 11	1:00 PM	15 min	1,727.36	405.88	0.00	0.00	0.00	0.00	0.00	0.00	0.00	0.00
Oct 11	1:15 PM	15 min	1,519.67	355.16	0.00	0.00	0.00	0.00	0.00	0.00	0.00	0.00
Oct 11	1:30 PM	15 min	1,321.63	306.69	0.00	0.00	0.00	0.00	0.00	0.00	0.00	0.00
Oct 11	1:45 PM	15 min	1,131.90	260.11	0.00	0.00	0.00	0.00	0.00	0.00	0.00	0.00
Oct 11	2:00 PM	15 min	949.00	215.16	0.00	0.00	0.00	0.00	0.00	0.00	0.00	0.00
Oct 11	2:15 PM	15 min	772.26	171.59	0.00	0.00	0.00	0.00	0.00	0.00	0.00	0.00
Oct 11	2:30 PM	15 min	600.48	129.13	0.00	0.00	0.00	0.00	0.00	0.00	0.00	0.00
Oct 11	2:45 PM	15 min	432.59	87.61	0.00	0.00	0.00	0.00	0.00	0.00	0.00	0.00
Oct 11	3:00 PM	15 min	268.26	47.13	0.00	0.00	0.00	0.00	0.00	0.00	0.00	0.00
Oct 11	3:15 PM	15 min	108.77	27.01	0.00	0.00	0.00	0.00	0.00	0.00	0.00	0.00
Oct 11	3:30 PM	15 min	107.29	166.58	0.00	0.00	0.00	0.00	0.00	0.00	0.00	0.00
Oct 11	3:45 PM	15 min	1,225.38	734.68	0.00	0.00	0.00	0.00	0.00	0.00	0.00	0.00
Oct 11	4:00 PM	15 min	4,652.03	1163.02	0.00	0.00	0.00	0.00	0.00	0.00	0.00	0.00
Oct 11	4:15 PM	15 min	4,652.15	1163.04	0.00	0.00	0.00	0.00	0.00	0.00	0.00	0.00
Oct 11	4:30 PM	15 min	4,652.15	1163.04	0.00	0.00	0.00	0.00	0.00	0.00	0.00	0.00
Oct 11	4:45 PM	15 min	4,652.15	1009.78	0.00	0.00	0.00	0.00	0.00	153.26	0.00	153.26
Oct 11	5:00 PM	15 min	3,426.08	1008.70	0.00	0.00	0.00	0.00	1,226.08	154.34	1,226.08	154.34
Oct 11	5:15 PM	15 min	4,643.50	1161.96	0.00	0.00	0.00	0.00	8.65	1.08	8.65	1.08
Oct 11	5:30 PM	7 min	4,652.15	558.26	0.00	0.00	0.00	0.00	0.00	0.00	0.00	0.00
Oct 11	5:37 PM	0 min	4,652.15		0.00		0.00		0.00		0.00	

BLOCK 1 / 160 FOLSOM STREET

Quantitative Shading Calculations for Main Street Plaza

Analysis Run: 8/21/2015
Technician: AP

EXAMPLE	Existing Shading	EXAMPLE	No new shading from Project / Project Alternative	EXAMPLE	No new shading from Project / Project Alternative + Cumulative
		EXAMPLE	New Shading from Project / Project Alternative	EXAMPLE	New Shading from Project / Project Alternative + Cumulative

Date	Start Time	Duration	Current Park Shading		New Shadow: Project @ 400'		New Shadow: Project @ 300'		New Shadow: Project @ 400' + Cumulative		New Shadow: Project @ 300' + Cumulative	
			Shadow Area (sf)	Shading (sfh)	Shadow Area (sf)	Shading (sfh)	Shadow Area (sf)	Shading (sfh)	Shadow Area (sf)	Shading (sfh)	Shadow Area (sf)	Shading (sfh)
Oct 18	8:21 AM	9 min	4,652.15	744.34	0.00	0.00	0.00	0.00	0.00	0.00	0.00	0.00
Oct 18	8:30 AM	15 min	4,652.15	1163.04	0.00	0.00	0.00	0.00	0.00	0.00	0.00	0.00
Oct 18	8:45 AM	15 min	4,652.15	1163.04	0.00	0.00	0.00	0.00	0.00	0.00	0.00	0.00
Oct 18	9:00 AM	15 min	4,652.15	1163.04	0.00	0.00	0.00	0.00	0.00	0.00	0.00	0.00
Oct 18	9:15 AM	15 min	4,652.15	1162.97	0.00	0.00	0.00	0.00	0.00	0.00	0.00	0.00
Oct 18	9:30 AM	15 min	4,651.63	1162.97	0.00	0.00	0.00	0.00	0.00	0.00	0.00	0.00
Oct 18	9:45 AM	15 min	4,652.15	1163.04	0.00	0.00	0.00	0.00	0.00	0.00	0.00	0.00
Oct 18	10:00 AM	15 min	4,652.15	1163.04	0.00	0.00	0.00	0.00	0.00	0.00	0.00	0.00
Oct 18	10:15 AM	15 min	4,652.15	1071.26	0.00	0.00	0.00	0.00	0.00	0.00	0.00	0.00
Oct 18	10:30 AM	15 min	3,917.93	851.40	0.00	0.00	0.00	0.00	0.00	0.00	0.00	0.00
Oct 18	10:45 AM	15 min	2,893.30	715.27	0.00	0.00	0.00	0.00	0.00	0.00	0.00	0.00
Oct 18	11:00 AM	15 min	2,828.86	698.58	0.00	0.00	0.00	0.00	0.00	0.00	0.00	0.00
Oct 18	11:15 AM	15 min	2,759.74	680.59	0.00	0.00	0.00	0.00	0.00	0.00	0.00	0.00
Oct 18	11:30 AM	15 min	2,684.98	661.03	0.00	0.00	0.00	0.00	0.00	0.00	0.00	0.00
Oct 18	11:45 AM	15 min	2,603.26	639.53	0.00	0.00	0.00	0.00	0.00	0.00	0.00	0.00
Oct 18	12:00 PM	15 min	2,512.99	615.64	0.00	0.00	0.00	0.00	0.00	0.00	0.00	0.00
Oct 18	12:15 PM	15 min	2,412.13	587.25	0.00	0.00	0.00	0.00	0.00	0.00	0.00	0.00
Oct 18	12:30 PM	15 min	2,285.84	541.18	0.00	0.00	0.00	0.00	0.00	0.00	0.00	0.00
Oct 18	12:45 PM	15 min	2,043.60	482.40	0.00	0.00	0.00	0.00	0.00	0.00	0.00	0.00
Oct 18	1:00 PM	15 min	1,815.60	426.95	0.00	0.00	0.00	0.00	0.00	0.00	0.00	0.00
Oct 18	1:15 PM	15 min	1,600.02	374.40	0.00	0.00	0.00	0.00	0.00	0.00	0.00	0.00
Oct 18	1:30 PM	15 min	1,395.19	324.39	0.00	0.00	0.00	0.00	0.00	0.00	0.00	0.00
Oct 18	1:45 PM	15 min	1,199.92	276.53	0.00	0.00	0.00	0.00	0.00	0.00	0.00	0.00
Oct 18	2:00 PM	15 min	1,012.34	230.46	0.00	0.00	0.00	0.00	0.00	0.00	0.00	0.00
Oct 18	2:15 PM	15 min	831.37	185.96	0.00	0.00	0.00	0.00	0.00	0.00	0.00	0.00
Oct 18	2:30 PM	15 min	656.30	142.76	0.00	0.00	0.00	0.00	0.00	0.00	0.00	0.00
Oct 18	2:45 PM	15 min	485.78	100.78	0.00	0.00	0.00	0.00	0.00	0.00	0.00	0.00
Oct 18	3:00 PM	15 min	320.44	60.35	0.00	0.00	0.00	0.00	0.00	0.00	0.00	0.00
Oct 18	3:15 PM	15 min	162.35	21.97	0.00	0.00	0.00	0.00	0.00	0.00	0.00	0.00
Oct 18	3:30 PM	15 min	13.43	57.26	0.00	0.00	0.00	0.00	0.00	7.72	0.00	7.72
Oct 18	3:45 PM	15 min	444.69	562.88	0.00	0.00	0.00	0.00	61.78	7.72	61.78	7.72
Oct 18	4:00 PM	15 min	4,058.35	1088.81	0.00	0.00	0.00	0.00	0.00	0.00	0.00	0.00
Oct 18	4:15 PM	15 min	4,652.15	1163.04	0.00	0.00	0.00	0.00	0.00	0.00	0.00	0.00
Oct 18	4:30 PM	15 min	4,652.15	1163.04	0.00	0.00	0.00	0.00	0.00	0.00	0.00	0.00
Oct 18	4:45 PM	15 min	4,652.15	1163.04	0.00	0.00	0.00	0.00	0.00	0.00	0.00	0.00
Oct 18	5:00 PM	15 min	4,652.15	1163.04	0.00	0.00	0.00	0.00	0.00	0.00	0.00	0.00
Oct 18	5:15 PM	13 min	4,652.15	1023.47	0.00	0.00	0.00	0.00	0.00	0.00	0.00	0.00
Oct 18	5:28 PM	0 min	4,652.15		0.00		0.00		0.00		0.00	

BLOCK 1 / 160 FOLSOM STREET

Quantitative Shading Calculations for Main Street Plaza

EXAMPLE	Existing Shading
EXAMPLE	No new shading from Project / Project Alternative
EXAMPLE	New Shading from Project / Project Alternative
EXAMPLE	No new shading from Project / Project Alternative + Cumulative
EXAMPLE	New Shading from Project / Project Alternative + Cumulative

Analysis Run: 8/21/2015

Technician: AP

Date	Start Time	Duration	Current Park Shading		New Shadow: Project @ 400'		New Shadow: Project @ 300'		New Shadow: Project @ 400' + Cumulative		New Shadow: Project @ 300' + Cumulative	
			Shadow Area (sf)	Shading (sfh)	Shadow Area (sf)	Shading (sfh)	Shadow Area (sf)	Shading (sfh)	Shadow Area (sf)	Shading (sfh)	Shadow Area (sf)	Shading (sfh)
Oct 25	8:28 AM	2 min	4,652.15	186.09	0.00	0.00	0.00	0.00	0.00	0.00	0.00	0.00
Oct 25	8:30 AM	15 min	4,652.15	1163.04	0.00	0.00	0.00	0.00	0.00	0.00	0.00	0.00
Oct 25	8:45 AM	15 min	4,652.15	1163.04	0.00	0.00	0.00	0.00	0.00	0.00	0.00	0.00
Oct 25	9:00 AM	15 min	4,652.15	1162.94	0.00	0.00	0.00	0.00	0.00	0.00	0.00	0.00
Oct 25	9:15 AM	15 min	4,651.34	1162.94	0.00	0.00	0.00	0.00	0.00	0.00	0.00	0.00
Oct 25	9:30 AM	15 min	4,652.15	1163.04	0.00	0.00	0.00	0.00	0.00	0.00	0.00	0.00
Oct 25	9:45 AM	15 min	4,652.15	1163.04	0.00	0.00	0.00	0.00	0.00	0.00	0.00	0.00
Oct 25	10:00 AM	15 min	4,652.15	1147.50	0.00	0.00	0.00	0.00	0.00	0.00	0.00	0.00
Oct 25	10:15 AM	15 min	4,527.87	972.95	0.00	0.00	0.00	0.00	0.00	0.00	0.00	0.00
Oct 25	10:30 AM	15 min	3,255.75	765.05	0.00	0.00	0.00	0.00	0.00	0.00	0.00	0.00
Oct 25	10:45 AM	15 min	2,864.64	708.23	0.00	0.00	0.00	0.00	0.00	0.00	0.00	0.00
Oct 25	11:00 AM	15 min	2,801.18	691.78	0.00	0.00	0.00	0.00	0.00	0.00	0.00	0.00
Oct 25	11:15 AM	15 min	2,733.06	674.07	0.00	0.00	0.00	0.00	0.00	0.00	0.00	0.00
Oct 25	11:30 AM	15 min	2,659.47	654.82	0.00	0.00	0.00	0.00	0.00	0.00	0.00	0.00
Oct 25	11:45 AM	15 min	2,579.12	633.75	0.00	0.00	0.00	0.00	0.00	0.00	0.00	0.00
Oct 25	12:00 PM	15 min	2,490.90	610.33	0.00	0.00	0.00	0.00	0.00	0.00	0.00	0.00
Oct 25	12:15 PM	15 min	2,391.72	583.99	0.00	0.00	0.00	0.00	0.00	0.00	0.00	0.00
Oct 25	12:30 PM	15 min	2,280.19	552.68	0.00	0.00	0.00	0.00	0.00	0.00	0.00	0.00
Oct 25	12:45 PM	15 min	2,141.25	505.67	0.00	0.00	0.00	0.00	0.00	0.00	0.00	0.00
Oct 25	1:00 PM	15 min	1,904.08	448.04	0.00	0.00	0.00	0.00	0.00	0.00	0.00	0.00
Oct 25	1:15 PM	15 min	1,680.25	393.60	0.00	0.00	0.00	0.00	0.00	0.00	0.00	0.00
Oct 25	1:30 PM	15 min	1,468.55	341.95	0.00	0.00	0.00	0.00	0.00	0.00	0.00	0.00
Oct 25	1:45 PM	15 min	1,267.07	292.65	0.00	0.00	0.00	0.00	0.00	0.00	0.00	0.00
Oct 25	2:00 PM	15 min	1,074.10	245.34	0.00	0.00	0.00	0.00	0.00	0.00	0.00	0.00
Oct 25	2:15 PM	15 min	888.63	199.75	0.00	0.00	0.00	0.00	0.00	0.00	0.00	0.00
Oct 25	2:30 PM	15 min	709.35	155.62	0.00	0.00	0.00	0.00	0.00	0.00	0.00	0.00
Oct 25	2:45 PM	15 min	535.57	113.23	0.00	0.00	0.00	0.00	0.00	0.00	0.00	0.00
Oct 25	3:00 PM	15 min	370.24	73.23	0.00	0.00	0.00	0.00	0.00	0.00	0.00	0.00
Oct 25	3:15 PM	15 min	215.60	35.68	0.00	0.00	0.00	0.00	0.00	1.77	0.00	1.77
Oct 25	3:30 PM	15 min	69.82	29.77	0.00	0.00	0.00	0.00	14.17	23.49	14.17	23.49
Oct 25	3:45 PM	15 min	168.35	327.34	0.00	0.00	0.00	0.00	173.78	23.71	173.78	23.71
Oct 25	4:00 PM	15 min	2,450.33	887.81	0.00	0.00	0.00	0.00	15.93	1.99	15.93	1.99
Oct 25	4:15 PM	15 min	4,652.15	1163.04	0.00	0.00	0.00	0.00	0.00	0.00	0.00	0.00
Oct 25	4:30 PM	15 min	4,652.15	1163.04	0.00	0.00	0.00	0.00	0.00	0.00	0.00	0.00
Oct 25	4:45 PM	15 min	4,652.15	1163.04	0.00	0.00	0.00	0.00	0.00	0.00	0.00	0.00
Oct 25	5:00 PM	15 min	4,652.15	1089.91	0.00	0.00	0.00	0.00	0.00	73.12	0.00	73.12
Oct 25	5:15 PM	4 min	4,067.16	300.73	0.00	0.00	0.00	0.00	584.99	24.92	584.99	24.92
Oct 25	5:19 PM	0 min	4,525.04		0.00		0.00		127.11		127.11	

BLOCK 1 / 160 FOLSOM STREET

Quantitative Shading Calculations for Main Street Plaza

Analysis Run: 8/21/2015

Technician: AP

EXAMPLE	Existing Shading
EXAMPLE	No new shading from Project / Project Alternative
EXAMPLE	New Shading from Project / Project Alternative
EXAMPLE	No new shading from Project / Project Alternative + Cumulative
EXAMPLE	New Shading from Project / Project Alternative + Cumulative

Date	Start Time	Duration	Current Park Shading		New Shadow: Project @ 400'		New Shadow: Project @ 300'		New Shadow: Project @ 400' + Cumulative		New Shadow: Project @ 300' + Cumulative	
			Shadow Area (sf)	Shading (sfh)	Shadow Area (sf)	Shading (sfh)	Shadow Area (sf)	Shading (sfh)	Shadow Area (sf)	Shading (sfh)	Shadow Area (sf)	Shading (sfh)
Nov 1	8:35 AM	10 min	4,652.15	790.87	0.00	0.00	0.00	0.00	0.00	0.00	0.00	0.00
Nov 1	8:45 AM	15 min	4,652.15	1163.04	0.00	0.00	0.00	0.00	0.00	0.00	0.00	0.00
Nov 1	9:00 AM	15 min	4,652.15	1163.04	0.00	0.00	0.00	0.00	0.00	0.00	0.00	0.00
Nov 1	9:15 AM	15 min	4,652.15	1163.04	0.00	0.00	0.00	0.00	0.00	0.00	0.00	0.00
Nov 1	9:30 AM	15 min	4,652.15	1163.04	0.00	0.00	0.00	0.00	0.00	0.00	0.00	0.00
Nov 1	9:45 AM	15 min	4,652.15	1163.04	0.00	0.00	0.00	0.00	0.00	0.00	0.00	0.00
Nov 1	10:00 AM	15 min	4,652.15	1075.04	0.00	0.00	0.00	0.00	0.00	0.00	0.00	0.00
Nov 1	10:15 AM	15 min	3,948.19	855.98	0.00	0.00	0.00	0.00	0.00	0.00	0.00	0.00
Nov 1	10:30 AM	15 min	2,899.64	717.57	0.00	0.00	0.00	0.00	0.00	0.00	0.00	0.00
Nov 1	10:45 AM	15 min	2,840.89	702.41	0.00	0.00	0.00	0.00	0.00	0.00	0.00	0.00
Nov 1	11:00 AM	15 min	2,778.43	686.24	0.00	0.00	0.00	0.00	0.00	0.00	0.00	0.00
Nov 1	11:15 AM	15 min	2,711.49	668.83	0.00	0.00	0.00	0.00	0.00	0.00	0.00	0.00
Nov 1	11:30 AM	15 min	2,639.17	678.03	0.00	0.00	0.00	0.00	0.00	0.00	0.00	0.00
Nov 1	11:45 AM	15 min	2,785.08	821.90	0.00	0.00	0.00	0.00	0.00	0.00	0.00	0.00
Nov 1	12:00 PM	15 min	3,790.10	935.45	0.00	0.00	0.00	0.00	0.00	0.00	0.00	0.00
Nov 1	12:15 PM	15 min	3,693.53	745.26	0.00	0.00	0.00	0.00	0.00	0.00	0.00	0.00
Nov 1	12:30 PM	15 min	2,268.58	551.67	0.00	0.00	0.00	0.00	0.00	0.00	0.00	0.00
Nov 1	12:45 PM	15 min	2,144.80	517.13	0.00	0.00	0.00	0.00	0.00	0.00	0.00	0.00
Nov 1	1:00 PM	15 min	1,992.26	469.01	0.00	0.00	0.00	0.00	0.00	0.00	0.00	0.00
Nov 1	1:15 PM	15 min	1,759.78	412.54	0.00	0.00	0.00	0.00	0.00	0.00	0.00	0.00
Nov 1	1:30 PM	15 min	1,540.52	359.10	0.00	0.00	0.00	0.00	0.00	0.00	0.00	0.00
Nov 1	1:45 PM	15 min	1,332.28	308.22	0.00	0.00	0.00	0.00	0.00	0.00	0.00	0.00
Nov 1	2:00 PM	15 min	1,133.44	259.48	0.00	0.00	0.00	0.00	0.00	0.00	0.00	0.00
Nov 1	2:15 PM	15 min	942.38	212.51	0.00	0.00	0.00	0.00	0.00	0.00	0.00	0.00
Nov 1	2:30 PM	15 min	757.69	167.57	0.00	0.00	0.00	0.00	0.00	0.00	0.00	0.00
Nov 1	2:45 PM	15 min	582.90	125.45	0.00	0.00	0.00	0.00	0.00	0.00	0.00	0.00
Nov 1	3:00 PM	15 min	420.67	86.20	0.00	0.00	0.00	0.00	0.00	0.00	0.00	0.00
Nov 1	3:15 PM	15 min	268.90	49.34	0.00	0.00	0.00	0.00	0.00	4.88	0.00	4.88
Nov 1	3:30 PM	15 min	125.82	18.80	0.00	0.00	0.00	0.00	39.06	33.21	39.06	33.21
Nov 1	3:45 PM	15 min	24.60	116.20	0.00	0.00	0.00	0.00	226.63	72.68	226.63	72.68
Nov 1	4:00 PM	15 min	904.97	659.68	0.00	0.00	0.00	0.00	354.81	44.35	354.81	44.35
Nov 1	4:15 PM	15 min	4,372.49	1128.08	0.00	0.00	0.00	0.00	0.00	0.00	0.00	0.00
Nov 1	4:30 PM	15 min	4,652.15	1163.04	0.00	0.00	0.00	0.00	0.00	0.00	0.00	0.00
Nov 1	4:45 PM	15 min	4,652.15	1163.04	0.00	0.00	0.00	0.00	0.00	0.00	0.00	0.00
Nov 1	5:00 PM	11 min	4,652.15	883.91	0.00	0.00	0.00	0.00	0.00	0.00	0.00	0.00
Nov 1	5:11 PM	0 min	4,652.15		0.00		0.00		0.00		0.00	

BLOCK 1 / 160 FOLSOM STREET

Quantitative Shading Calculations for Main Street Plaza

Analysis Run: 8/21/2015

Technician: AP

EXAMPLE	Existing Shading	EXAMPLE	No new shading from Project / Project Alternative
		EXAMPLE	New Shading from Project / Project Alternative
EXAMPLE	No new shading from Project / Project Alternative + Cumulative		
EXAMPLE	New Shading from Project / Project Alternative + Cumulative		

Date	Start Time	Duration	Current Park Shading		New Shadow: Project @ 400'		New Shadow: Project @ 300'		New Shadow: Project @ 400' + Cumulative		New Shadow: Project @ 300' + Cumulative	
			Shadow Area (sf)	Shading (sfh)	Shadow Area (sf)	Shading (sfh)	Shadow Area (sf)	Shading (sfh)	Shadow Area (sf)	Shading (sfh)	Shadow Area (sf)	Shading (sfh)
Nov 8	7:43 AM	2 min	4,652.15	186.09	0.00	0.00	0.00	0.00	0.00	0.00	0.00	0.00
Nov 8	7:45 AM	15 min	4,652.15	1163.04	0.00	0.00	0.00	0.00	0.00	0.00	0.00	0.00
Nov 8	8:00 AM	15 min	4,652.15	1163.04	0.00	0.00	0.00	0.00	0.00	0.00	0.00	0.00
Nov 8	8:15 AM	15 min	4,652.15	1163.04	0.00	0.00	0.00	0.00	0.00	0.00	0.00	0.00
Nov 8	8:30 AM	15 min	4,652.15	1163.04	0.00	0.00	0.00	0.00	0.00	0.00	0.00	0.00
Nov 8	8:45 AM	15 min	4,652.15	1163.04	0.00	0.00	0.00	0.00	0.00	0.00	0.00	0.00
Nov 8	9:00 AM	15 min	4,652.15	1017.10	0.00	0.00	0.00	0.00	0.00	0.00	0.00	0.00
Nov 8	9:15 AM	15 min	3,484.65	795.57	0.00	0.00	0.00	0.00	0.00	0.00	0.00	0.00
Nov 8	9:30 AM	15 min	2,879.90	795.79	0.00	0.00	0.00	0.00	0.00	0.00	0.00	0.00
Nov 8	9:45 AM	15 min	3,486.40	904.12	0.00	0.00	0.00	0.00	0.00	0.00	0.00	0.00
Nov 8	10:00 AM	15 min	3,746.54	805.21	0.00	0.00	0.00	0.00	0.00	0.00	0.00	0.00
Nov 8	10:15 AM	15 min	2,695.16	664.92	0.00	0.00	0.00	0.00	0.00	0.00	0.00	0.00
Nov 8	10:30 AM	15 min	2,624.24	764.56	0.00	0.00	0.00	0.00	0.00	0.00	0.00	0.00
Nov 8	10:45 AM	15 min	3,492.28	1018.05	0.00	0.00	0.00	0.00	0.00	0.00	0.00	0.00
Nov 8	11:00 AM	15 min	4,652.10	1163.03	0.00	0.00	0.00	0.00	0.00	0.00	0.00	0.00
Nov 8	11:15 AM	15 min	4,652.15	982.20	0.00	0.00	0.00	0.00	0.00	0.00	0.00	0.00
Nov 8	11:30 AM	15 min	3,205.48	668.62	0.00	0.00	0.00	0.00	0.00	0.00	0.00	0.00
Nov 8	11:45 AM	15 min	2,143.47	518.66	0.00	0.00	0.00	0.00	0.00	0.00	0.00	0.00
Nov 8	12:00 PM	15 min	2,005.79	480.45	0.00	0.00	0.00	0.00	0.00	0.00	0.00	0.00
Nov 8	12:15 PM	15 min	1,837.81	431.01	0.00	0.00	0.00	0.00	0.00	0.00	0.00	0.00
Nov 8	12:30 PM	15 min	1,610.29	375.63	0.00	0.00	0.00	0.00	0.00	0.00	0.00	0.00
Nov 8	12:45 PM	15 min	1,394.72	322.92	0.00	0.00	0.00	0.00	0.00	0.00	0.00	0.00
Nov 8	1:00 PM	15 min	1,188.67	272.39	0.00	0.00	0.00	0.00	0.00	0.00	0.00	0.00
Nov 8	1:15 PM	15 min	990.47	224.27	0.00	0.00	0.00	0.00	0.00	0.00	0.00	0.00
Nov 8	1:30 PM	15 min	803.66	179.40	0.00	0.00	0.00	0.00	0.00	243.44	0.00	243.44
Nov 8	1:45 PM	15 min	631.57	137.92	0.00	0.00	0.00	0.00	1,947.53	249.67	1,947.53	249.67
Nov 8	2:00 PM	15 min	471.81	99.26	0.00	0.00	0.00	0.00	49.83	6.23	49.83	6.23
Nov 8	2:15 PM	15 min	322.27	62.95	0.00	0.00	0.00	0.00	0.00	4.21	0.00	4.21
Nov 8	2:30 PM	15 min	181.37	28.61	0.00	0.00	0.00	0.00	33.65	32.55	33.65	32.55
Nov 8	2:45 PM	15 min	47.49	30.59	0.00	0.00	0.00	0.00	226.75	111.47	226.75	111.47
Nov 8	3:00 PM	15 min	197.22	375.88	0.00	0.00	0.00	0.00	665.03	87.64	665.03	87.64
Nov 8	3:15 PM	15 min	2,809.84	932.75	0.00	0.00	0.00	0.00	36.06	4.51	36.06	4.51
Nov 8	3:30 PM	15 min	4,652.15	1163.04	0.00	0.00	0.00	0.00	0.00	0.00	0.00	0.00
Nov 8	3:45 PM	15 min	4,652.15	1163.04	0.00	0.00	0.00	0.00	0.00	0.00	0.00	0.00
Nov 8	4:00 PM	4 min	4,652.15	325.65	0.00	0.00	0.00	0.00	0.00	0.00	0.00	0.00
Nov 8	4:04 PM	0 min	4,652.15		0.00		0.00		0.00		0.00	

BLOCK 1 / 160 FOLSOM STREET

Quantitative Shading Calculations for Main Street Plaza

Analysis Run: 8/21/2015

Technician: AP

EXAMPLE	Existing Shading
EXAMPLE	No new shading from Project / Project Alternative
EXAMPLE	New Shading from Project / Project Alternative
EXAMPLE	No new shading from Project / Project Alternative + Cumulative
EXAMPLE	New Shading from Project / Project Alternative + Cumulative

Date	Start Time	Duration	Current Park Shading		New Shadow: Project @ 400'		New Shadow: Project @ 300'		New Shadow: Project @ 400' + Cumulative		New Shadow: Project @ 300' + Cumulative	
			Shadow Area (sf)	Shading (sfh)	Shadow Area (sf)	Shading (sfh)	Shadow Area (sf)	Shading (sfh)	Shadow Area (sf)	Shading (sfh)	Shadow Area (sf)	Shading (sfh)
Nov 15	7:50 AM	10 min	4,652.15	790.87	0.00	0.00	0.00	0.00	0.00	0.00	0.00	0.00
Nov 15	8:00 AM	15 min	4,652.15	1163.04	0.00	0.00	0.00	0.00	0.00	0.00	0.00	0.00
Nov 15	8:15 AM	15 min	4,652.15	1163.04	0.00	0.00	0.00	0.00	0.00	0.00	0.00	0.00
Nov 15	8:30 AM	15 min	4,652.15	1163.04	0.00	0.00	0.00	0.00	0.00	0.00	0.00	0.00
Nov 15	8:45 AM	15 min	4,652.15	1116.84	0.00	0.00	0.00	0.00	0.00	0.00	0.00	0.00
Nov 15	9:00 AM	15 min	4,282.55	927.30	0.00	0.00	0.00	0.00	0.00	0.00	0.00	0.00
Nov 15	9:15 AM	15 min	3,135.85	750.15	0.00	0.00	0.00	0.00	0.00	0.00	0.00	0.00
Nov 15	9:30 AM	15 min	2,865.32	852.74	0.00	0.00	0.00	0.00	0.00	0.00	0.00	0.00
Nov 15	9:45 AM	15 min	3,956.62	1076.10	0.00	0.00	0.00	0.00	0.00	0.00	0.00	0.00
Nov 15	10:00 AM	15 min	4,652.15	967.37	0.00	0.00	0.00	0.00	0.00	0.00	0.00	0.00
Nov 15	10:15 AM	15 min	3,086.78	712.69	0.00	0.00	0.00	0.00	0.00	0.00	0.00	0.00
Nov 15	10:30 AM	15 min	2,614.72	787.33	0.00	0.00	0.00	0.00	0.00	0.00	0.00	0.00
Nov 15	10:45 AM	15 min	3,683.94	1042.01	0.00	0.00	0.00	0.00	0.00	0.00	0.00	0.00
Nov 15	11:00 AM	15 min	4,652.15	1163.04	0.00	0.00	0.00	0.00	0.00	0.00	0.00	0.00
Nov 15	11:15 AM	15 min	4,652.15	1052.40	0.00	0.00	0.00	0.00	0.00	0.00	0.00	0.00
Nov 15	11:30 AM	15 min	3,767.03	739.39	0.00	0.00	0.00	0.00	0.00	0.00	0.00	0.00
Nov 15	11:45 AM	15 min	2,148.10	520.52	0.00	0.00	0.00	0.00	0.00	0.00	0.00	0.00
Nov 15	12:00 PM	15 min	2,016.04	484.81	0.00	0.00	0.00	0.00	0.00	0.00	0.00	0.00
Nov 15	12:15 PM	15 min	1,862.43	442.47	0.00	0.00	0.00	0.00	0.00	0.00	0.00	0.00
Nov 15	12:30 PM	15 min	1,677.29	391.31	0.00	0.00	0.00	0.00	0.00	0.00	0.00	0.00
Nov 15	12:45 PM	15 min	1,453.17	336.46	0.00	0.00	0.00	0.00	0.00	0.00	0.00	0.00
Nov 15	1:00 PM	15 min	1,238.52	284.38	0.00	0.00	0.00	0.00	0.00	0.00	0.00	0.00
Nov 15	1:15 PM	15 min	1,036.52	236.04	0.00	0.00	0.00	0.00	0.00	7.21	0.00	7.21
Nov 15	1:30 PM	15 min	851.82	191.68	0.00	0.00	0.00	0.00	57.69	503.53	57.69	503.53
Nov 15	1:45 PM	15 min	681.58	150.63	0.00	0.00	0.00	0.00	3,970.57	851.03	3,970.57	851.03
Nov 15	2:00 PM	15 min	523.46	112.37	0.00	0.00	0.00	0.00	2,837.66	354.71	2,837.66	354.71
Nov 15	2:15 PM	15 min	375.49	76.44	0.00	0.00	0.00	0.00	0.00	0.40	0.00	0.40
Nov 15	2:30 PM	15 min	236.03	42.47	0.00	0.00	0.00	0.00	3.17	23.53	3.17	23.53
Nov 15	2:45 PM	15 min	103.74	19.87	0.00	0.00	0.00	0.00	185.03	105.61	185.03	105.61
Nov 15	3:00 PM	15 min	55.18	157.93	0.00	0.00	0.00	0.00	659.81	178.82	659.81	178.82
Nov 15	3:15 PM	15 min	1,208.29	690.34	0.00	0.00	0.00	0.00	770.76	138.56	770.76	138.56
Nov 15	3:30 PM	15 min	4,314.44	1120.82	0.00	0.00	0.00	0.00	337.72	42.21	337.72	42.21
Nov 15	3:45 PM	13 min	4,652.15	1023.47	0.00	0.00	0.00	0.00	0.00	0.00	0.00	0.00
Nov 15	3:58 PM	0 min	4,652.15		0.00		0.00		0.00		0.00	

BLOCK 1 / 160 FOLSOM STREET

Quantitative Shading Calculations for Main Street Plaza

Analysis Run: 8/21/2015

Technician: AP

EXAMPLE	Existing Shading	EXAMPLE	No new shading from Project / Project Alternative
		EXAMPLE	New Shading from Project / Project Alternative
EXAMPLE	No new shading from Project / Project Alternative + Cumulative		
EXAMPLE	New Shading from Project / Project Alternative + Cumulative		

Date	Start Time	Duration	Current Park Shading		New Shadow: Project @ 400'		New Shadow: Project @ 300'		New Shadow: Project @ 400' + Cumulative		New Shadow: Project @ 300' + Cumulative	
			Shadow Area (sf)	Shading (sfh)	Shadow Area (sf)	Shading (sfh)	Shadow Area (sf)	Shading (sfh)	Shadow Area (sf)	Shading (sfh)	Shadow Area (sf)	Shading (sfh)
Nov 22	7:58 AM	2 min	4,652.15	186.09	0.00	0.00	0.00	0.00	0.00	0.00	0.00	0.00
Nov 22	8:00 AM	15 min	4,652.15	1163.04	0.00	0.00	0.00	0.00	0.00	0.00	0.00	0.00
Nov 22	8:15 AM	15 min	4,652.15	1163.04	0.00	0.00	0.00	0.00	0.00	0.00	0.00	0.00
Nov 22	8:30 AM	15 min	4,652.15	1163.04	0.00	0.00	0.00	0.00	0.00	0.00	0.00	0.00
Nov 22	8:45 AM	15 min	4,652.15	1085.07	0.00	0.04	0.00	0.04	0.00	0.04	0.00	0.04
Nov 22	9:00 AM	15 min	4,028.38	867.12	0.35	0.04	0.31	0.04	0.35	0.04	0.31	0.04
Nov 22	9:15 AM	15 min	2,908.62	720.57	0.00	0.00	0.00	0.00	0.00	0.00	0.00	0.00
Nov 22	9:30 AM	15 min	2,855.91	885.01	0.00	0.00	0.00	0.00	0.00	0.00	0.00	0.00
Nov 22	9:45 AM	15 min	4,224.17	1109.54	0.00	0.00	0.00	0.00	0.00	0.00	0.00	0.00
Nov 22	10:00 AM	15 min	4,652.15	1071.25	0.00	0.00	0.00	0.00	0.00	0.00	0.00	0.00
Nov 22	10:15 AM	15 min	3,917.83	816.04	0.00	0.00	0.00	0.00	0.00	0.00	0.00	0.00
Nov 22	10:30 AM	15 min	2,610.49	794.20	0.00	0.00	0.00	0.00	0.00	0.00	0.00	0.00
Nov 22	10:45 AM	15 min	3,743.14	1049.41	0.00	0.00	0.00	0.00	0.00	0.00	0.00	0.00
Nov 22	11:00 AM	15 min	4,652.15	1163.04	0.00	0.00	0.00	0.00	0.00	0.00	0.00	0.00
Nov 22	11:15 AM	15 min	4,652.15	1068.31	0.00	0.00	0.00	0.00	0.00	0.00	0.00	0.00
Nov 22	11:30 AM	15 min	3,894.35	756.56	0.00	0.00	0.00	0.00	0.00	0.00	0.00	0.00
Nov 22	11:45 AM	15 min	2,158.16	523.71	0.00	0.00	0.00	0.00	0.00	0.00	0.00	0.00
Nov 22	12:00 PM	15 min	2,031.53	489.59	0.00	0.00	0.00	0.00	0.00	0.00	0.00	0.00
Nov 22	12:15 PM	15 min	1,885.19	449.82	0.00	0.00	0.00	0.00	0.00	0.00	0.00	0.00
Nov 22	12:30 PM	15 min	1,713.33	402.57	0.00	0.00	0.00	0.00	0.00	0.00	0.00	0.00
Nov 22	12:45 PM	15 min	1,507.23	349.19	0.00	0.00	0.00	0.00	0.00	0.00	0.00	0.00
Nov 22	1:00 PM	15 min	1,286.31	296.46	0.00	0.00	0.00	0.00	0.00	0.00	0.00	0.00
Nov 22	1:15 PM	15 min	1,085.38	248.38	0.00	0.00	0.00	0.00	0.00	0.00	0.00	0.00
Nov 22	1:30 PM	15 min	901.65	204.25	0.00	0.00	0.00	0.00	0.00	485.58	0.00	485.58
Nov 22	1:45 PM	15 min	732.34	163.43	0.00	0.00	0.00	0.00	3,884.63	995.11	3,884.63	995.11
Nov 22	2:00 PM	15 min	575.08	125.38	0.00	0.00	0.00	0.00	4,076.22	509.53	4,076.22	509.53
Nov 22	2:15 PM	15 min	427.94	89.66	0.00	0.00	0.00	0.00	0.00	0.00	0.00	0.00
Nov 22	2:30 PM	15 min	289.34	55.93	0.00	0.00	0.00	0.00	0.00	12.91	0.00	12.91
Nov 22	2:45 PM	15 min	158.08	23.86	0.00	0.00	0.00	0.00	103.29	81.38	103.29	81.38
Nov 22	3:00 PM	15 min	32.83	30.88	0.00	0.00	0.00	0.00	547.72	245.64	547.72	245.64
Nov 22	3:15 PM	15 min	214.24	382.24	0.00	0.00	0.00	0.00	1,417.42	403.24	1,417.42	403.24
Nov 22	3:30 PM	15 min	2,843.67	936.98	0.00	0.00	0.00	0.00	1,808.49	226.06	1,808.49	226.06
Nov 22	3:45 PM	9 min	4,652.15	697.82	0.00	0.00	0.00	0.00	0.00	0.00	0.00	0.00
Nov 22	3:54 PM	0 min	4,652.15		0.00		0.00		0.00		0.00	

BLOCK 1 / 160 FOLSOM STREET

Quantitative Shading Calculations for Main Street Plaza

Analysis Run: 8/21/2015

Technician: AP

EXAMPLE	Existing Shading
EXAMPLE	No new shading from Project / Project Alternative
EXAMPLE	New Shading from Project / Project Alternative
EXAMPLE	No new shading from Project / Project Alternative + Cumulative
EXAMPLE	New Shading from Project / Project Alternative + Cumulative

Date	Start Time	Duration	Current Park Shading		New Shadow: Project @ 400'		New Shadow: Project @ 300'		New Shadow: Project @ 400' + Cumulative		New Shadow: Project @ 300' + Cumulative	
			Shadow Area (sf)	Shading (sfh)	Shadow Area (sf)	Shading (sfh)	Shadow Area (sf)	Shading (sfh)	Shadow Area (sf)	Shading (sfh)	Shadow Area (sf)	Shading (sfh)
Nov 29	8:05 AM	10 min	4,652.15	790.87	0.00	0.00	0.00	0.00	0.00	0.00	0.00	0.00
Nov 29	8:15 AM	15 min	4,652.15	1163.04	0.00	0.00	0.00	0.00	0.00	0.00	0.00	0.00
Nov 29	8:30 AM	15 min	4,652.15	1163.04	0.00	0.00	0.00	0.00	0.00	0.00	0.00	0.00
Nov 29	8:45 AM	15 min	4,652.15	1067.68	0.00	7.45	0.00	7.18	0.00	7.45	0.00	7.18
Nov 29	9:00 AM	15 min	3,889.27	849.07	59.63	18.71	57.45	16.86	59.63	18.71	57.45	16.86
Nov 29	9:15 AM	15 min	2,903.29	719.36	90.02	11.25	77.41	9.68	90.02	11.25	77.41	9.68
Nov 29	9:30 AM	15 min	2,851.56	897.29	0.00	0.00	0.00	0.00	0.00	0.00	0.00	0.00
Nov 29	9:45 AM	15 min	4,326.80	1122.37	0.00	0.00	0.00	0.00	0.00	0.00	0.00	0.00
Nov 29	10:00 AM	15 min	4,652.15	1105.16	0.00	0.00	0.00	0.00	0.00	0.00	0.00	0.00
Nov 29	10:15 AM	15 min	4,189.14	850.05	0.00	0.00	0.00	0.00	0.00	0.00	0.00	0.00
Nov 29	10:30 AM	15 min	2,611.27	786.26	0.00	0.00	0.00	0.00	0.00	0.00	0.00	0.00
Nov 29	10:45 AM	15 min	3,678.80	1041.37	0.00	0.00	0.00	0.00	0.00	0.00	0.00	0.00
Nov 29	11:00 AM	15 min	4,652.15	1163.04	0.00	0.00	0.00	0.00	0.00	0.00	0.00	0.00
Nov 29	11:15 AM	15 min	4,652.15	1096.27	0.00	0.00	0.00	0.00	0.00	0.00	0.00	0.00
Nov 29	11:30 AM	15 min	4,118.03	786.36	0.00	0.00	0.00	0.00	0.00	0.00	0.00	0.00
Nov 29	11:45 AM	15 min	2,172.87	528.05	0.00	0.00	0.00	0.00	0.00	0.00	0.00	0.00
Nov 29	12:00 PM	15 min	2,051.50	495.42	0.00	0.00	0.00	0.00	0.00	0.00	0.00	0.00
Nov 29	12:15 PM	15 min	1,911.89	457.61	0.00	0.00	0.00	0.00	0.00	0.00	0.00	0.00
Nov 29	12:30 PM	15 min	1,749.01	413.09	0.00	0.00	0.00	0.00	0.00	0.00	0.00	0.00
Nov 29	12:45 PM	15 min	1,555.67	361.63	0.00	0.00	0.00	0.00	0.00	0.00	0.00	0.00
Nov 29	1:00 PM	15 min	1,337.38	309.21	0.00	0.00	0.00	0.00	0.00	0.00	0.00	0.00
Nov 29	1:15 PM	15 min	1,136.28	261.09	0.00	0.00	0.00	0.00	0.00	0.00	0.00	0.00
Nov 29	1:30 PM	15 min	952.46	216.94	0.00	0.00	0.00	0.00	0.00	221.26	0.00	221.26
Nov 29	1:45 PM	15 min	783.06	176.11	0.00	0.00	0.00	0.00	1,770.07	724.55	1,770.07	724.55
Nov 29	2:00 PM	15 min	625.82	138.08	0.00	0.00	0.00	0.00	4,026.33	578.84	4,026.33	578.84
Nov 29	2:15 PM	15 min	478.78	102.41	0.00	0.00	0.00	0.00	604.42	75.55	604.42	75.55
Nov 29	2:30 PM	15 min	340.50	68.76	0.00	0.00	0.00	0.00	0.00	2.43	0.00	2.43
Nov 29	2:45 PM	15 min	209.54	36.79	0.00	0.00	0.00	0.00	19.43	50.04	19.43	50.04
Nov 29	3:00 PM	15 min	84.78	21.23	0.00	0.00	0.00	0.00	380.88	208.34	380.88	208.34
Nov 29	3:15 PM	15 min	85.05	247.02	0.00	0.00	0.00	0.00	1,285.81	505.86	1,285.81	505.86
Nov 29	3:30 PM	15 min	1,891.08	817.90	0.00	0.00	0.00	0.00	2,761.08	345.13	2,761.08	345.13
Nov 29	3:45 PM	6 min	4,652.15	465.22	0.00	0.00	0.00	0.00	0.00	0.00	0.00	0.00
Nov 29	3:51 PM	0 min	4,652.15		0.00		0.00		0.00		0.00	

BLOCK 1 / 160 FOLSOM STREET

Quantitative Shading Calculations for Main Street Plaza

EXAMPLE	Existing Shading	EXAMPLE	No new shading from Project / Project Alternative
		EXAMPLE	New Shading from Project / Project Alternative

EXAMPLE	No new shading from Project / Project Alternative + Cumulative
EXAMPLE	New Shading from Project / Project Alternative + Cumulative

Analysis Run: 8/21/2015

Technician: AP

Date	Start Time	Duration	Current Park Shading		New Shadow: Project @ 400'		New Shadow: Project @ 300'		New Shadow: Project @ 400' + Cumulative		New Shadow: Project @ 300' + Cumulative	
			Shadow Area (sf)	Shading (sfh)	Shadow Area (sf)	Shading (sfh)	Shadow Area (sf)	Shading (sfh)	Shadow Area (sf)	Shading (sfh)	Shadow Area (sf)	Shading (sfh)
Dec 6	8:11 AM	5 min	4,652.15	372.17	0.00	0.00	0.00	0.00	0.00	0.00	0.00	0.00
Dec 6	8:15 AM	15 min	4,652.15	1163.04	0.00	0.00	0.00	0.00	0.00	0.00	0.00	0.00
Dec 6	8:30 AM	15 min	4,652.15	1163.04	0.00	0.00	0.00	0.00	0.00	0.00	0.00	0.00
Dec 6	8:45 AM	15 min	4,652.15	1064.23	0.00	10.04	0.00	10.04	0.00	10.04	0.00	10.04
Dec 6	9:00 AM	15 min	3,861.65	845.57	80.32	44.39	80.32	42.49	80.32	44.39	80.32	42.49
Dec 6	9:15 AM	15 min	2,902.88	719.36	274.82	34.35	259.63	32.45	274.82	34.35	259.63	32.45
Dec 6	9:30 AM	15 min	2,851.99	891.49	0.00	0.00	0.00	0.00	0.00	0.00	0.00	0.00
Dec 6	9:45 AM	15 min	4,279.92	1116.51	0.00	0.00	0.00	0.00	0.00	0.00	0.00	0.00
Dec 6	10:00 AM	15 min	4,652.15	1119.46	0.00	0.00	0.00	0.00	0.00	0.00	0.00	0.00
Dec 6	10:15 AM	15 min	4,303.52	865.02	0.00	0.00	0.00	0.00	0.00	0.00	0.00	0.00
Dec 6	10:30 AM	15 min	2,616.63	764.92	0.00	0.00	0.00	0.00	0.00	0.00	0.00	0.00
Dec 6	10:45 AM	15 min	3,502.76	1019.36	0.00	0.00	0.00	0.00	0.00	0.00	0.00	0.00
Dec 6	11:00 AM	15 min	4,652.15	1163.04	0.00	0.00	0.00	0.00	0.00	0.00	0.00	0.00
Dec 6	11:15 AM	15 min	4,652.15	1127.47	0.00	0.00	0.00	0.00	0.00	0.00	0.00	0.00
Dec 6	11:30 AM	15 min	4,367.58	819.86	0.00	0.00	0.00	0.00	0.00	0.00	0.00	0.00
Dec 6	11:45 AM	15 min	2,191.32	533.25	0.00	0.00	0.00	0.00	0.00	0.00	0.00	0.00
Dec 6	12:00 PM	15 min	2,074.65	501.98	0.00	0.00	0.00	0.00	0.00	0.00	0.00	0.00
Dec 6	12:15 PM	15 min	1,941.19	465.95	0.00	0.00	0.00	0.00	0.00	0.00	0.00	0.00
Dec 6	12:30 PM	15 min	1,786.40	423.79	0.00	0.00	0.00	0.00	0.00	0.00	0.00	0.00
Dec 6	12:45 PM	15 min	1,603.96	374.33	0.00	0.00	0.00	0.00	0.00	0.00	0.00	0.00
Dec 6	1:00 PM	15 min	1,390.65	322.34	0.00	0.00	0.00	0.00	0.00	0.00	0.00	0.00
Dec 6	1:15 PM	15 min	1,188.10	273.89	0.00	0.00	0.00	0.00	0.00	0.00	0.00	0.00
Dec 6	1:30 PM	15 min	1,003.04	229.46	0.00	0.00	0.00	0.00	0.00	35.80	0.00	35.80
Dec 6	1:45 PM	15 min	832.64	188.40	0.00	0.00	0.00	0.00	286.44	533.00	286.44	533.00
Dec 6	2:00 PM	15 min	674.56	150.19	0.00	0.00	0.00	0.00	3,977.60	873.13	3,977.60	873.13
Dec 6	2:15 PM	15 min	526.97	114.40	0.00	0.00	0.00	0.00	3,007.44	375.93	3,007.44	375.93
Dec 6	2:30 PM	15 min	388.25	80.66	0.00	0.00	0.00	0.00	0.00	0.00	0.00	0.00
Dec 6	2:45 PM	15 min	257.03	48.66	0.00	0.00	0.00	0.00	0.00	26.06	0.00	26.06
Dec 6	3:00 PM	15 min	132.22	18.14	0.00	0.00	0.00	0.00	208.51	154.37	208.51	154.37
Dec 6	3:15 PM	15 min	12.92	227.83	0.00	0.00	0.00	0.00	1,026.45	483.61	1,026.45	483.61
Dec 6	3:30 PM	15 min	1,809.71	807.73	0.00	0.00	0.00	0.00	2,842.44	355.31	2,842.44	355.31
Dec 6	3:45 PM	6 min	4,652.15	465.22	0.00	0.00	0.00	0.00	0.00	0.00	0.00	0.00
Dec 6	3:51 PM	0 min	4,652.15		0.00		0.00		0.00		0.00	

BLOCK 1 / 160 FOLSOM STREET

Quantitative Shading Calculations for Main Street Plaza

EXAMPLE	Existing Shading	EXAMPLE	No new shading from Project / Project Alternative
		EXAMPLE	New Shading from Project / Project Alternative
EXAMPLE	No new shading from Project / Project Alternative + Cumulative		
EXAMPLE	New Shading from Project / Project Alternative + Cumulative		

Analysis Run: 8/21/2015

Technician: AP

Date	Start Time	Duration	Current Park Shading		New Shadow: Project @ 400'		New Shadow: Project @ 300'		New Shadow: Project @ 400' + Cumulative		New Shadow: Project @ 300' + Cumulative	
			Shadow Area (sf)	Shading (sfh)	Shadow Area (sf)	Shading (sfh)	Shadow Area (sf)	Shading (sfh)	Shadow Area (sf)	Shading (sfh)	Shadow Area (sf)	Shading (sfh)
Dec 13	8:17 AM	13 min	4,652.15	1023.47	0.00	0.00	0.00	0.00	0.00	0.00	0.00	0.00
Dec 13	8:30 AM	15 min	4,652.15	1163.04	0.00	0.00	0.00	0.00	0.00	0.00	0.00	0.00
Dec 13	8:45 AM	15 min	4,652.15	1074.01	0.00	5.39	0.00	5.39	0.00	5.39	0.00	5.39
Dec 13	9:00 AM	15 min	3,939.92	855.88	43.15	66.43	43.15	64.31	43.15	66.43	43.15	64.31
Dec 13	9:15 AM	15 min	2,907.09	720.51	488.29	61.04	471.31	58.91	488.29	61.04	471.31	58.91
Dec 13	9:30 AM	15 min	2,857.03	869.91	0.00	0.00	0.00	0.00	0.00	0.00	0.00	0.00
Dec 13	9:45 AM	15 min	4,102.25	1094.30	0.00	0.00	0.00	0.00	0.00	0.00	0.00	0.00
Dec 13	10:00 AM	15 min	4,652.15	1146.02	0.00	0.00	0.00	0.00	0.00	0.00	0.00	0.00
Dec 13	10:15 AM	15 min	4,516.01	898.62	0.00	0.00	0.00	0.00	0.00	0.00	0.00	0.00
Dec 13	10:30 AM	15 min	2,672.92	737.85	0.00	0.00	0.00	0.00	0.00	0.00	0.00	0.00
Dec 13	10:45 AM	15 min	3,229.85	985.25	0.00	0.00	0.00	0.00	0.00	0.00	0.00	0.00
Dec 13	11:00 AM	15 min	4,652.15	1163.04	0.00	0.00	0.00	0.00	0.00	0.00	0.00	0.00
Dec 13	11:15 AM	15 min	4,652.15	1152.71	0.00	0.00	0.00	0.00	0.00	0.00	0.00	0.00
Dec 13	11:30 AM	15 min	4,569.54	903.04	0.00	0.00	0.00	0.00	0.00	0.00	0.00	0.00
Dec 13	11:45 AM	15 min	2,654.74	594.35	0.00	0.00	0.00	0.00	0.00	0.00	0.00	0.00
Dec 13	12:00 PM	15 min	2,100.06	509.00	0.00	0.00	0.00	0.00	0.00	0.00	0.00	0.00
Dec 13	12:15 PM	15 min	1,971.94	474.50	0.00	0.00	0.00	0.00	0.00	0.00	0.00	0.00
Dec 13	12:30 PM	15 min	1,824.06	434.34	0.00	0.00	0.00	0.00	0.00	0.00	0.00	0.00
Dec 13	12:45 PM	15 min	1,650.67	386.92	0.00	0.00	0.00	0.00	0.00	0.00	0.00	0.00
Dec 13	1:00 PM	15 min	1,444.70	335.51	0.00	0.00	0.00	0.00	0.00	0.00	0.00	0.00
Dec 13	1:15 PM	15 min	1,239.35	286.42	0.00	0.00	0.00	0.00	0.00	0.00	0.00	0.00
Dec 13	1:30 PM	15 min	1,051.99	241.46	0.00	0.00	0.00	0.00	0.00	35.06	0.00	35.06
Dec 13	1:45 PM	15 min	879.67	199.96	0.00	0.00	0.00	0.00	280.48	526.58	280.48	526.58
Dec 13	2:00 PM	15 min	720.01	161.39	0.00	0.00	0.00	0.00	3,932.14	1000.13	3,932.14	1000.13
Dec 13	2:15 PM	15 min	571.10	125.30	0.00	0.00	0.00	0.00	4,068.94	508.62	4,068.94	508.62
Dec 13	2:30 PM	15 min	431.31	91.32	0.00	0.00	0.00	0.00	0.00	0.00	0.00	0.00
Dec 13	2:45 PM	15 min	299.24	59.13	0.00	0.00	0.00	0.00	0.00	9.21	0.00	9.21
Dec 13	3:00 PM	15 min	173.83	28.48	0.00	0.00	0.00	0.00	73.68	214.17	73.68	214.17
Dec 13	3:15 PM	15 min	53.99	282.37	0.00	0.00	0.00	0.00	1,639.65	480.53	1,639.65	480.53
Dec 13	3:30 PM	15 min	2,204.96	857.14	0.00	0.00	0.00	0.00	2,204.58	275.57	2,204.58	275.57
Dec 13	3:45 PM	6 min	4,652.15	465.22	0.00	0.00	0.00	0.00	0.00	0.00	0.00	0.00
Dec 13	3:51 PM	0 min	4,652.15		0.00		0.00		0.00		0.00	

BLOCK 1 / 160 FOLSOM STREET

Quantitative Shading Calculations for Main Street Plaza

EXAMPLE	Existing Shading	EXAMPLE	No new shading from Project / Project Alternative
		EXAMPLE	New Shading from Project / Project Alternative
EXAMPLE	No new shading from Project / Project Alternative + Cumulative		
EXAMPLE	New Shading from Project / Project Alternative + Cumulative		

Analysis Run: 8/21/2015

Technician: AP

Date	Start Time	Duration	Current Park Shading		New Shadow: Project @ 400'		New Shadow: Project @ 300'		New Shadow: Project @ 400' + Cumulative		New Shadow: Project @ 300' + Cumulative	
			Shadow Area (sf)	Shading (sfh)	Shadow Area (sf)	Shading (sfh)	Shadow Area (sf)	Shading (sfh)	Shadow Area (sf)	Shading (sfh)	Shadow Area (sf)	Shading (sfh)
Dec 21	8:22 AM	8 min	4,652.15	651.30	0.00	0.00	0.00	0.00	0.00	0.00	0.00	0.00
Dec 21	8:30 AM	15 min	4,652.15	1163.04	0.00	0.00	0.00	0.00	0.00	0.00	0.00	0.00
Dec 21	8:45 AM	15 min	4,652.15	1100.10	0.00	0.00	0.00	0.00	0.00	0.00	0.00	0.00
Dec 21	9:00 AM	15 min	4,148.62	904.99	0.00	55.73	0.00	55.73	0.00	55.73	0.00	55.73
Dec 21	9:15 AM	15 min	3,091.34	744.88	445.84	61.13	445.84	60.78	445.84	61.13	445.84	60.78
Dec 21	9:30 AM	15 min	2,867.71	828.36	43.24	5.40	40.38	5.05	43.24	5.40	40.38	5.05
Dec 21	9:45 AM	15 min	3,759.17	1051.42	0.00	0.00	0.00	0.00	0.00	0.00	0.00	0.00
Dec 21	10:00 AM	15 min	4,652.15	1163.04	0.00	0.00	0.00	0.00	0.00	0.00	0.00	0.00
Dec 21	10:15 AM	15 min	4,652.15	970.68	0.00	0.00	0.00	0.00	0.00	0.00	0.00	0.00
Dec 21	10:30 AM	15 min	3,113.27	743.51	0.00	0.00	0.00	0.00	0.00	0.00	0.00	0.00
Dec 21	10:45 AM	15 min	2,834.77	931.94	0.00	0.00	0.00	0.00	0.00	0.00	0.00	0.00
Dec 21	11:00 AM	15 min	4,620.74	1159.11	0.00	0.00	0.00	0.00	0.00	0.00	0.00	0.00
Dec 21	11:15 AM	15 min	4,652.15	1163.04	0.00	0.00	0.00	0.00	0.00	0.00	0.00	0.00
Dec 21	11:30 AM	15 min	4,652.15	985.47	0.00	0.00	0.00	0.00	0.00	0.00	0.00	0.00
Dec 21	11:45 AM	15 min	3,231.61	670.26	0.00	0.00	0.00	0.00	0.00	0.00	0.00	0.00
Dec 21	12:00 PM	15 min	2,130.46	517.22	0.00	0.00	0.00	0.00	0.00	0.00	0.00	0.00
Dec 21	12:15 PM	15 min	2,007.33	484.14	0.00	0.00	0.00	0.00	0.00	0.00	0.00	0.00
Dec 21	12:30 PM	15 min	1,865.79	445.82	0.00	0.00	0.00	0.00	0.00	0.00	0.00	0.00
Dec 21	12:45 PM	15 min	1,700.73	400.70	0.00	0.00	0.00	0.00	0.00	0.00	0.00	0.00
Dec 21	1:00 PM	15 min	1,504.83	349.99	0.00	0.00	0.00	0.00	0.00	0.00	0.00	0.00
Dec 21	1:15 PM	15 min	1,295.10	299.87	0.00	0.00	0.00	0.00	0.00	0.26	0.00	0.26
Dec 21	1:30 PM	15 min	1,103.85	254.02	0.00	0.00	0.00	0.00	2.08	49.26	2.08	49.26
Dec 21	1:45 PM	15 min	928.28	211.77	0.00	0.00	0.00	0.00	391.97	385.06	391.97	385.06
Dec 21	2:00 PM	15 min	765.90	172.57	0.00	0.00	0.00	0.00	2,688.53	840.75	2,688.53	840.75
Dec 21	2:15 PM	15 min	614.67	135.94	0.00	0.00	0.00	0.00	4,037.48	546.99	4,037.48	546.99
Dec 21	2:30 PM	15 min	472.88	101.51	0.00	0.00	0.00	0.00	338.48	42.31	338.48	42.31
Dec 21	2:45 PM	15 min	339.23	68.96	0.00	0.00	0.00	0.00	0.00	2.11	0.00	2.11
Dec 21	3:00 PM	15 min	212.43	37.99	0.00	0.00	0.00	0.00	16.88	297.28	16.88	297.28
Dec 21	3:15 PM	15 min	91.45	235.52	0.00	0.00	0.00	0.00	2,361.40	417.18	2,361.40	417.18
Dec 21	3:30 PM	15 min	1,792.69	805.61	0.00	0.00	0.00	0.00	976.04	122.01	976.04	122.01
Dec 21	3:45 PM	10 min	4,652.15	790.87	0.00	0.00	0.00	0.00	0.00	0.00	0.00	0.00
Dec 21	3:55 PM	0 min	4,652.15		0.00		0.00		0.00		0.00	

EXHIBIT N: SHADOW CALCULATIONS FOR TRANSBAY TRANSIT CENTER PARK

Shading area calculations taken every 15 minutes between one hour after sunrise to one hour prior to sunset, every seven days throughout the solar year.

Results displayed for: Existing conditions, Project (@ 400'), Project Alternative (@300'), Project + Cumulative Projects, Project Alternative + Cumulative Projects..

BLOCK 1 / 160 FOLSOM STREET

Quantitative Shading Calculations for Transbay Transit Center Park

Analysis Run: 10/12/2015

Technician: AP

EXAMPLE	Existing Shading	EXAMPLE	No new shading from Project / Project Alternative
		EXAMPLE	New Shading from Project / Project Alternative
EXAMPLE	No new shading from Project / Project Alternative + Cumulative		
EXAMPLE	New Shading from Project / Project Alternative + Cumulative		

Date	Start Time	Duration	Current Park Shading		New Shadow: Project @ 400'		New Shadow: Project @ 300'		New Shadow: Project @ 400' + Cumulative		New Shadow: Project @ 300' + Cumulative	
			Shadow Area (sf)	Shading (sfh)	Shadow Area (sf)	Shading (sfh)	Shadow Area (sf)	Shading (sfh)	Shadow Area (sf)	Shading (sfh)	Shadow Area (sf)	Shading (sfh)
Jun 21	6:48 AM	12 min	134,740.18	24531.44	0.00	0.00	0.00	0.00	31,043.01	7589.12	31,043.01	7589.12
Jun 21	7:00 AM	15 min	110,574.20	24526.06	0.00	0.00	0.00	0.00	44,848.21	12135.04	44,848.21	12135.04
Jun 21	7:15 AM	15 min	85,634.31	19715.79	0.00	0.00	0.00	0.00	52,232.11	13421.03	52,232.11	13421.03
Jun 21	7:30 AM	15 min	72,091.97	16944.94	0.00	0.00	0.00	0.00	55,136.16	14270.50	55,136.16	14270.50
Jun 21	7:45 AM	15 min	63,467.51	14816.10	0.00	0.00	0.00	0.00	59,027.82	15246.90	59,027.82	15246.90
Jun 21	8:00 AM	15 min	55,061.31	12868.50	0.00	0.00	0.00	0.00	62,947.35	16039.51	62,947.35	16039.51
Jun 21	8:15 AM	15 min	47,886.72	11256.07	0.00	0.00	0.00	0.00	65,368.75	16418.03	65,368.75	16418.03
Jun 21	8:30 AM	15 min	42,161.80	9894.48	0.00	0.00	0.00	0.00	65,975.47	16451.15	65,975.47	16451.15
Jun 21	8:45 AM	15 min	36,994.08	8525.87	0.00	0.00	0.00	0.00	65,633.73	16314.48	65,633.73	16314.48
Jun 21	9:00 AM	15 min	31,212.90	7015.83	0.00	0.00	0.00	0.00	64,882.08	16081.79	64,882.08	16081.79
Jun 21	9:15 AM	15 min	24,913.72	5578.61	0.00	0.00	0.00	0.00	63,772.24	15731.18	63,772.24	15731.18
Jun 21	9:30 AM	15 min	19,715.13	4444.46	0.00	0.00	0.00	0.00	62,077.20	15232.59	62,077.20	15232.59
Jun 21	9:45 AM	15 min	15,840.58	3556.32	0.00	0.00	0.00	0.00	59,783.53	14554.62	59,783.53	14554.62
Jun 21	10:00 AM	15 min	12,610.01	2795.49	0.00	0.00	0.00	0.00	56,653.42	13689.28	56,653.42	13689.28
Jun 21	10:15 AM	15 min	9,753.88	2118.01	0.00	0.00	0.00	0.00	52,860.78	12645.53	52,860.78	12645.53
Jun 21	10:30 AM	15 min	7,190.21	1520.79	0.00	0.00	0.00	0.00	48,303.47	11409.43	48,303.47	11409.43
Jun 21	10:45 AM	15 min	4,976.15	1023.88	0.00	0.00	0.00	0.00	42,971.99	10020.09	42,971.99	10020.09
Jun 21	11:00 AM	15 min	3,214.88	630.61	0.00	0.00	0.00	0.00	37,188.73	8775.01	37,188.73	8775.01
Jun 21	11:15 AM	15 min	1,830.03	351.01	0.00	0.00	0.00	0.00	33,011.35	7778.83	33,011.35	7778.83
Jun 21	11:30 AM	15 min	978.01	169.66	0.00	0.00	0.00	0.00	29,219.27	6875.02	29,219.27	6875.02
Jun 21	11:45 AM	15 min	379.26	47.55	0.00	0.00	0.00	0.00	25,780.91	5977.71	25,780.91	5977.71
Jun 21	12:00 PM	15 min	1.15	0.24	0.00	0.00	0.00	0.00	22,040.78	5170.40	22,040.78	5170.40
Jun 21	12:15 PM	15 min	0.77	0.18	0.00	0.00	0.00	0.00	19,322.44	4709.29	19,322.44	4709.29
Jun 21	12:30 PM	15 min	0.69	0.16	0.00	0.00	0.00	0.00	18,351.85	4492.50	18,351.85	4492.50
Jun 21	12:45 PM	15 min	0.62	0.15	0.00	0.00	0.00	0.00	17,588.17	3989.58	17,588.17	3989.58
Jun 21	1:00 PM	15 min	0.56	0.13	0.00	0.00	0.00	0.00	14,328.45	3030.23	14,328.45	3030.23
Jun 21	1:15 PM	15 min	0.45	0.10	0.00	0.00	0.00	0.00	9,913.40	1836.02	9,913.40	1836.02
Jun 21	1:30 PM	15 min	0.37	0.07	0.00	0.00	0.00	0.00	4,774.77	707.01	4,774.77	707.01
Jun 21	1:45 PM	15 min	0.23	0.05	0.00	0.00	0.00	0.00	881.31	110.16	881.31	110.16
Jun 21	2:00 PM	15 min	0.15	0.04	0.00	0.00	0.00	0.00	0.00	0.00	0.00	0.00
Jun 21	2:15 PM	15 min	0.16	0.06	0.00	0.00	0.00	0.00	0.00	764.46	0.00	764.46
Jun 21	2:30 PM	15 min	0.30	21.62	0.00	0.00	0.00	0.00	6,115.65	3487.34	6,115.65	3487.34
Jun 21	2:45 PM	15 min	172.67	716.55	0.00	0.00	0.00	0.00	21,783.08	7486.76	21,783.08	7486.76
Jun 21	3:00 PM	15 min	5,559.76	2547.84	0.00	0.00	0.00	0.00	38,110.97	10125.61	38,110.97	10125.61
Jun 21	3:15 PM	15 min	14,822.98	5422.06	0.00	0.00	0.00	0.00	42,893.94	10836.08	42,893.94	10836.08
Jun 21	3:30 PM	15 min	28,553.49	9218.01	0.00	0.00	0.00	0.00	43,794.69	10813.43	43,794.69	10813.43
Jun 21	3:45 PM	15 min	45,190.60	13637.90	0.00	0.00	0.00	0.00	42,712.77	10463.30	42,712.77	10463.30
Jun 21	4:00 PM	15 min	63,912.58	18058.86	0.00	0.00	0.00	0.00	40,993.60	10034.18	40,993.60	10034.18
Jun 21	4:15 PM	15 min	80,558.29	22154.21	0.00	0.00	0.00	0.00	39,279.85	10232.81	39,279.85	10232.81
Jun 21	4:30 PM	15 min	96,675.40	25590.78	0.00	0.00	0.00	0.00	42,582.65	11159.27	42,582.65	11159.27
Jun 21	4:45 PM	15 min	108,050.83	27800.84	0.00	0.00	0.00	0.00	46,691.49	11810.77	46,691.49	11810.77
Jun 21	5:00 PM	15 min	114,355.93	28961.00	0.00	0.00	0.00	0.00	47,794.67	11890.51	47,794.67	11890.51
Jun 21	5:15 PM	15 min	117,332.06	29602.44	0.00	0.00	0.00	0.00	47,329.42	11594.00	47,329.42	11594.00
Jun 21	5:30 PM	15 min	119,487.47	30170.09	0.00	0.00	0.00	0.00	45,422.56	11061.86	45,422.56	11061.86
Jun 21	5:45 PM	15 min	121,873.23	31659.96	0.00	0.00	0.00	0.00	43,072.31	9901.54	43,072.31	9901.54
Jun 21	6:00 PM	15 min	131,406.43	35372.15	0.00	0.00	0.00	0.00	36,140.01	6619.01	36,140.01	6619.01
Jun 21	6:15 PM	15 min	151,570.76	38321.59	0.00	0.00	0.00	0.00	16,812.09	3701.19	16,812.09	3701.19
Jun 21	6:30 PM	15 min	155,001.96	40902.47	0.00	0.00	0.00	0.00	12,797.44	1629.72	12,797.44	1629.72
Jun 21	6:45 PM	15 min	172,217.83	42730.52	0.00	0.00	0.00	0.00	240.31	353.20	240.31	353.20
Jun 21	7:00 PM	15 min	169,626.33	41629.37	0.00	0.00	0.00	0.00	2,585.30	735.32	2,585.30	735.32
Jun 21	7:15 PM	15 min	163,408.62	41743.61	0.00	0.00	0.00	0.00	3,297.29	491.88	3,297.29	491.88
Jun 21	7:30 PM	5 min	170,540.26	15459.77	0.00	0.00	0.00	0.00	637.77	28.70	637.77	28.70
Jun 21	7:35 PM	0 min	173,010.15		0.00		0.00		0.00		0.00	

BLOCK 1 / 160 FOLSOM STREET

Quantitative Shading Calculations for Transbay Transit Center Park

Analysis Run: 10/12/2015

Technician: AP

EXAMPLE	Existing Shading	EXAMPLE	No new shading from Project / Project Alternative
		EXAMPLE	New Shading from Project / Project Alternative
EXAMPLE	No new shading from Project / Project Alternative + Cumulative		
EXAMPLE	New Shading from Project / Project Alternative + Cumulative		

Date	Start Time	Duration	Current Park Shading		New Shadow: Project @ 400'		New Shadow: Project @ 300'		New Shadow: Project @ 400' + Cumulative		New Shadow: Project @ 300' + Cumulative	
			Shadow Area (sf)	Shading (sfh)	Shadow Area (sf)	Shading (sfh)	Shadow Area (sf)	Shading (sfh)	Shadow Area (sf)	Shading (sfh)	Shadow Area (sf)	Shading (sfh)
Jun 28	6:50 AM	10 min	135,947.06	21387.84	0.00	0.00	0.00	0.00	30,127.47	6189.36	30,127.47	6189.36
Jun 28	7:00 AM	15 min	115,674.53	25557.12	0.00	0.00	0.00	0.00	42,688.47	11759.25	42,688.47	11759.25
Jun 28	7:15 AM	15 min	88,782.46	20281.75	0.00	0.00	0.00	0.00	51,385.56	13263.72	51,385.56	13263.72
Jun 28	7:30 AM	15 min	73,471.51	17250.24	0.00	0.00	0.00	0.00	54,724.17	14174.93	54,724.17	14174.93
Jun 28	7:45 AM	15 min	64,530.38	15096.15	0.00	0.00	0.00	0.00	58,675.30	15129.86	58,675.30	15129.86
Jun 28	8:00 AM	15 min	56,238.80	13131.78	0.00	0.00	0.00	0.00	62,363.56	15915.68	62,363.56	15915.68
Jun 28	8:15 AM	15 min	48,815.44	11469.11	0.00	0.00	0.00	0.00	64,961.92	16328.37	64,961.92	16328.37
Jun 28	8:30 AM	15 min	42,937.44	10087.51	0.00	0.00	0.00	0.00	65,665.03	16371.58	65,665.03	16371.58
Jun 28	8:45 AM	15 min	37,762.67	8767.55	0.00	0.00	0.00	0.00	65,307.60	16201.35	65,307.60	16201.35
Jun 28	9:00 AM	15 min	32,377.74	7288.02	0.00	0.00	0.00	0.00	64,303.22	15953.56	64,303.22	15953.56
Jun 28	9:15 AM	15 min	25,926.40	5804.26	0.00	0.00	0.00	0.00	63,325.22	15633.04	63,325.22	15633.04
Jun 28	9:30 AM	15 min	20,507.67	4617.35	0.00	0.00	0.00	0.00	61,739.10	15165.40	61,739.10	15165.40
Jun 28	9:45 AM	15 min	16,431.14	3692.08	0.00	0.00	0.00	0.00	59,584.11	14522.36	59,584.11	14522.36
Jun 28	10:00 AM	15 min	13,105.51	2913.55	0.00	0.00	0.00	0.00	56,594.73	13686.74	56,594.73	13686.74
Jun 28	10:15 AM	15 min	10,202.90	2223.41	0.00	0.00	0.00	0.00	52,899.19	12668.01	52,899.19	12668.01
Jun 28	10:30 AM	15 min	7,584.41	1612.79	0.00	0.00	0.00	0.00	48,444.92	11463.42	48,444.92	11463.42
Jun 28	10:45 AM	15 min	5,317.89	1098.41	0.00	0.00	0.00	0.00	43,262.42	10105.47	43,262.42	10105.47
Jun 28	11:00 AM	15 min	3,469.35	687.99	0.00	0.00	0.00	0.00	37,581.30	8859.84	37,581.30	8859.84
Jun 28	11:15 AM	15 min	2,034.53	390.82	0.00	0.00	0.00	0.00	33,297.42	7851.18	33,297.42	7851.18
Jun 28	11:30 AM	15 min	1,091.99	194.42	0.00	0.00	0.00	0.00	29,512.06	6945.32	29,512.06	6945.32
Jun 28	11:45 AM	15 min	463.40	61.64	0.00	0.00	0.00	0.00	26,050.53	6059.10	26,050.53	6059.10
Jun 28	12:00 PM	15 min	29.69	3.81	0.00	0.00	0.00	0.00	22,422.25	5252.78	22,422.25	5252.78
Jun 28	12:15 PM	15 min	0.79	0.19	0.00	0.00	0.00	0.00	19,600.03	4772.35	19,600.03	4772.35
Jun 28	12:30 PM	15 min	0.73	0.17	0.00	0.00	0.00	0.00	18,578.77	4585.57	18,578.77	4585.57
Jun 28	12:45 PM	15 min	0.66	0.15	0.00	0.00	0.00	0.00	18,105.83	4444.91	18,105.83	4444.91
Jun 28	1:00 PM	15 min	0.56	0.13	0.00	0.00	0.00	0.00	15,053.45	3222.37	15,053.45	3222.37
Jun 28	1:15 PM	15 min	0.47	0.11	0.00	0.00	0.00	0.00	10,725.50	2028.46	10,725.50	2028.46
Jun 28	1:30 PM	15 min	0.40	0.08	0.00	0.00	0.00	0.00	5,502.21	855.23	5,502.21	855.23
Jun 28	1:45 PM	15 min	0.24	0.05	0.00	0.00	0.00	0.00	1,339.60	167.45	1,339.60	167.45
Jun 28	2:00 PM	15 min	0.15	0.04	0.00	0.00	0.00	0.00	0.00	0.00	0.00	0.00
Jun 28	2:15 PM	15 min	0.15	0.05	0.00	0.00	0.00	0.00	0.00	549.69	0.00	549.69
Jun 28	2:30 PM	15 min	0.28	1.94	0.00	0.00	0.00	0.00	4,397.53	3006.33	4,397.53	3006.33
Jun 28	2:45 PM	15 min	15.24	580.67	0.00	0.00	0.00	0.00	19,653.13	7033.19	19,653.13	7033.19
Jun 28	3:00 PM	15 min	4,630.11	2246.53	0.00	0.00	0.00	0.00	36,612.42	9892.60	36,612.42	9892.60
Jun 28	3:15 PM	15 min	13,342.10	5000.18	0.00	0.00	0.00	0.00	42,528.40	10809.59	42,528.40	10809.59
Jun 28	3:30 PM	15 min	26,659.35	8716.30	0.00	0.00	0.00	0.00	43,948.34	10880.60	43,948.34	10880.60
Jun 28	3:45 PM	15 min	43,071.02	13118.58	0.00	0.00	0.00	0.00	43,096.47	10560.44	43,096.47	10560.44
Jun 28	4:00 PM	15 min	61,877.65	17574.95	0.00	0.00	0.00	0.00	41,387.06	10122.01	41,387.06	10122.01
Jun 28	4:15 PM	15 min	78,721.95	21726.29	0.00	0.00	0.00	0.00	39,588.99	10195.11	39,588.99	10195.11
Jun 28	4:30 PM	15 min	95,088.37	25295.98	0.00	0.00	0.00	0.00	41,971.85	11067.08	41,971.85	11067.08
Jun 28	4:45 PM	15 min	107,279.47	27659.01	0.00	0.00	0.00	0.00	46,564.82	11790.73	46,564.82	11790.73
Jun 28	5:00 PM	15 min	113,992.58	28901.68	0.00	0.00	0.00	0.00	47,761.02	11883.51	47,761.02	11883.51
Jun 28	5:15 PM	15 min	117,220.85	29543.04	0.00	0.00	0.00	0.00	47,307.03	11652.93	47,307.03	11652.93
Jun 28	5:30 PM	15 min	119,123.45	30090.59	0.00	0.00	0.00	0.00	45,916.38	11171.90	45,916.38	11171.90
Jun 28	5:45 PM	15 min	121,601.30	31337.34	0.00	0.00	0.00	0.00	43,458.85	10228.64	43,458.85	10228.64
Jun 28	6:00 PM	15 min	129,097.44	35015.57	0.00	0.00	0.00	0.00	38,370.24	7018.17	38,370.24	7018.17
Jun 28	6:15 PM	15 min	151,027.11	38141.84	0.00	0.00	0.00	0.00	17,775.12	3912.31	17,775.12	3912.31
Jun 28	6:30 PM	15 min	154,107.58	40743.69	0.00	0.00	0.00	0.00	13,523.35	1759.17	13,523.35	1759.17
Jun 28	6:45 PM	15 min	171,841.92	42816.17	0.00	0.00	0.00	0.00	549.98	330.78	549.98	330.78
Jun 28	7:00 PM	15 min	170,687.44	41889.56	0.00	0.00	0.00	0.00	2,096.23	705.85	2,096.23	705.85
Jun 28	7:15 PM	15 min	164,429.07	41702.15	0.00	0.00	0.00	0.00	3,550.58	602.90	3,550.58	602.90
Jun 28	7:30 PM	6 min	169,188.15	17109.92	0.00	0.00	0.00	0.00	1,272.60	63.63	1,272.60	63.63
Jun 28	7:36 PM	0 min	173,010.15		0.00		0.00		0.00		0.00	

BLOCK 1 / 160 FOLSOM STREET

Quantitative Shading Calculations for Transbay Transit Center Park

Analysis Run: 10/12/2015

Technician: AP

EXAMPLE	Existing Shading	EXAMPLE	No new shading from Project / Project Alternative
		EXAMPLE	New Shading from Project / Project Alternative
EXAMPLE	No new shading from Project / Project Alternative + Cumulative		
EXAMPLE	New Shading from Project / Project Alternative + Cumulative		

Date	Start Time	Duration	Current Park Shading		New Shadow: Project @ 400'		New Shadow: Project @ 300'		New Shadow: Project @ 400' + Cumulative		New Shadow: Project @ 300' + Cumulative	
			Shadow Area (sf)	Shading (sfh)	Shadow Area (sf)	Shading (sfh)	Shadow Area (sf)	Shading (sfh)	Shadow Area (sf)	Shading (sfh)	Shadow Area (sf)	Shading (sfh)
Jul 5	6:54 AM	6 min	135,611.46	13006.18	0.00	0.00	0.00	0.00	30,536.80	3440.94	30,536.80	3440.94
Jul 5	7:00 AM	15 min	124,512.07	27404.64	0.00	0.00	0.00	0.00	38,282.10	11004.61	38,282.10	11004.61
Jul 5	7:15 AM	15 min	94,725.02	21321.75	0.00	0.00	0.00	0.00	49,754.78	12974.62	49,754.78	12974.62
Jul 5	7:30 AM	15 min	75,848.95	17744.18	0.00	0.00	0.00	0.00	54,042.19	14048.53	54,042.19	14048.53
Jul 5	7:45 AM	15 min	66,104.49	15527.95	0.00	0.00	0.00	0.00	58,346.06	14962.83	58,346.06	14962.83
Jul 5	8:00 AM	15 min	58,119.12	13551.44	0.00	0.00	0.00	0.00	61,356.61	15673.32	61,356.61	15673.32
Jul 5	8:15 AM	15 min	50,292.38	11802.91	0.00	0.00	0.00	0.00	64,029.93	16102.17	64,029.93	16102.17
Jul 5	8:30 AM	15 min	44,130.94	10390.77	0.00	0.00	0.00	0.00	64,787.42	16122.77	64,787.42	16122.77
Jul 5	8:45 AM	15 min	38,995.26	9118.57	0.00	0.00	0.00	0.00	64,194.74	15869.92	64,194.74	15869.92
Jul 5	9:00 AM	15 min	33,953.29	7717.63	0.00	0.00	0.00	0.00	62,764.63	15561.13	62,764.63	15561.13
Jul 5	9:15 AM	15 min	27,787.72	6225.25	0.00	0.00	0.00	0.00	61,724.39	15258.51	61,724.39	15258.51
Jul 5	9:30 AM	15 min	22,014.26	4937.80	0.00	0.00	0.00	0.00	60,343.68	14844.78	60,343.68	14844.78
Jul 5	9:45 AM	15 min	17,488.14	3933.55	0.00	0.00	0.00	0.00	58,414.53	14265.64	58,414.53	14265.64
Jul 5	10:00 AM	15 min	13,980.22	3120.11	0.00	0.00	0.00	0.00	55,710.59	13480.25	55,710.59	13480.25
Jul 5	10:15 AM	15 min	10,980.66	2407.69	0.00	0.00	0.00	0.00	52,131.44	12494.10	52,131.44	12494.10
Jul 5	10:30 AM	15 min	8,280.83	1774.60	0.00	0.00	0.00	0.00	47,821.33	11345.31	47,821.33	11345.31
Jul 5	10:45 AM	15 min	5,915.95	1230.41	0.00	0.00	0.00	0.00	42,941.14	10059.30	42,941.14	10059.30
Jul 5	11:00 AM	15 min	3,927.34	791.48	0.00	0.00	0.00	0.00	37,533.26	8861.47	37,533.26	8861.47
Jul 5	11:15 AM	15 min	2,404.51	465.10	0.00	0.00	0.00	0.00	33,358.47	7873.47	33,358.47	7873.47
Jul 5	11:30 AM	15 min	1,316.29	243.88	0.00	0.00	0.00	0.00	29,629.28	6974.44	29,629.28	6974.44
Jul 5	11:45 AM	15 min	634.77	95.51	0.00	0.00	0.00	0.00	26,166.25	6124.56	26,166.25	6124.56
Jul 5	12:00 PM	15 min	129.35	16.27	0.00	0.00	0.00	0.00	22,830.24	5357.40	22,830.24	5357.40
Jul 5	12:15 PM	15 min	0.82	0.20	0.00	0.00	0.00	0.00	20,028.99	4890.80	20,028.99	4890.80
Jul 5	12:30 PM	15 min	0.74	0.18	0.00	0.00	0.00	0.00	19,097.40	4746.60	19,097.40	4746.60
Jul 5	12:45 PM	15 min	0.68	0.16	0.00	0.00	0.00	0.00	18,875.39	4408.96	18,875.39	4408.96
Jul 5	1:00 PM	15 min	0.57	0.14	0.00	0.00	0.00	0.00	16,396.29	3565.77	16,396.29	3565.77
Jul 5	1:15 PM	15 min	0.51	0.12	0.00	0.00	0.00	0.00	12,129.85	2374.13	12,129.85	2374.13
Jul 5	1:30 PM	15 min	0.42	0.09	0.00	0.00	0.00	0.00	6,863.20	1119.76	6,863.20	1119.76
Jul 5	1:45 PM	15 min	0.28	0.06	0.00	0.00	0.00	0.00	2,094.86	261.86	2,094.86	261.86
Jul 5	2:00 PM	15 min	0.17	0.04	0.00	0.00	0.00	0.00	0.00	0.00	0.00	0.00
Jul 5	2:15 PM	15 min	0.13	0.05	0.00	0.00	0.00	0.00	0.00	265.54	0.00	265.54
Jul 5	2:30 PM	15 min	0.24	0.08	0.00	0.00	0.00	0.00	2,124.31	2380.21	2,124.31	2380.21
Jul 5	2:45 PM	15 min	0.39	422.20	0.00	0.00	0.00	0.00	16,917.38	6327.40	16,917.38	6327.40
Jul 5	3:00 PM	15 min	3,377.22	1850.79	0.00	0.00	0.00	0.00	33,701.79	9430.72	33,701.79	9430.72
Jul 5	3:15 PM	15 min	11,429.06	4463.61	0.00	0.00	0.00	0.00	41,743.97	10740.46	41,743.97	10740.46
Jul 5	3:30 PM	15 min	24,279.83	8096.24	0.00	0.00	0.00	0.00	44,179.72	10996.38	44,179.72	10996.38
Jul 5	3:45 PM	15 min	40,490.12	12473.35	0.00	0.00	0.00	0.00	43,791.33	10746.21	43,791.33	10746.21
Jul 5	4:00 PM	15 min	59,296.68	17000.05	0.00	0.00	0.00	0.00	42,178.35	10307.85	42,178.35	10307.85
Jul 5	4:15 PM	15 min	76,703.68	21263.86	0.00	0.00	0.00	0.00	40,284.48	10190.57	40,284.48	10190.57
Jul 5	4:30 PM	15 min	93,407.19	24997.83	0.00	0.00	0.00	0.00	41,240.08	10954.24	41,240.08	10954.24
Jul 5	4:45 PM	15 min	106,575.41	27546.35	0.00	0.00	0.00	0.00	46,393.85	11739.89	46,393.85	11739.89
Jul 5	5:00 PM	15 min	113,795.35	28886.02	0.00	0.00	0.00	0.00	47,525.27	11831.23	47,525.27	11831.23
Jul 5	5:15 PM	15 min	117,292.82	29496.87	0.00	0.00	0.00	0.00	47,124.54	11705.59	47,124.54	11705.59
Jul 5	5:30 PM	15 min	118,682.12	29988.41	0.00	0.00	0.00	0.00	46,520.22	11311.39	46,520.22	11311.39
Jul 5	5:45 PM	15 min	121,225.16	31034.27	0.00	0.00	0.00	0.00	43,970.88	10526.93	43,970.88	10526.93
Jul 5	6:00 PM	15 min	127,049.01	34629.72	0.00	0.00	0.00	0.00	40,244.57	7492.21	40,244.57	7492.21
Jul 5	6:15 PM	15 min	149,988.79	37910.73	0.00	0.00	0.00	0.00	19,693.10	4314.66	19,693.10	4314.66
Jul 5	6:30 PM	15 min	153,297.03	40630.62	0.00	0.00	0.00	0.00	14,824.15	1913.93	14,824.15	1913.93
Jul 5	6:45 PM	15 min	171,747.92	42907.07	0.00	0.00	0.00	0.00	487.27	215.44	487.27	215.44
Jul 5	7:00 PM	15 min	171,508.68	42248.91	0.00	0.00	0.00	0.00	1,236.28	652.61	1,236.28	652.61
Jul 5	7:15 PM	15 min	166,482.59	41812.04	0.00	0.00	0.00	0.00	3,984.61	741.13	3,984.61	741.13
Jul 5	7:30 PM	5 min	168,013.70	15342.68	0.00	0.00	0.00	0.00	1,944.40	87.50	1,944.40	87.50
Jul 5	7:35 PM	0 min	172,934.73		0.00		0.00		0.00		0.00	

BLOCK 1 / 160 FOLSOM STREET

Quantitative Shading Calculations for Transbay Transit Center Park

Analysis Run: 10/12/2015

Technician: AP

EXAMPLE	Existing Shading	EXAMPLE	No new shading from Project / Project Alternative
		EXAMPLE	New Shading from Project / Project Alternative

EXAMPLE	No new shading from Project / Project Alternative + Cumulative
EXAMPLE	New Shading from Project / Project Alternative + Cumulative

Date	Start Time	Duration	Current Park Shading		New Shadow: Project @ 400'		New Shadow: Project @ 300'		New Shadow: Project @ 400' + Cumulative		New Shadow: Project @ 300' + Cumulative	
			Shadow Area (sf)	Shading (sfh)	Shadow Area (sf)	Shading (sfh)	Shadow Area (sf)	Shading (sfh)	Shadow Area (sf)	Shading (sfh)	Shadow Area (sf)	Shading (sfh)
Jul 12	6:58 AM	2 min	139,905.65	5519.55	0.00	0.00	0.00	0.00	27,866.17	1177.34	27,866.17	1177.34
Jul 12	7:00 AM	15 min	136,071.69	30136.21	0.00	0.00	0.00	0.00	31,000.60	9675.30	31,000.60	9675.30
Jul 12	7:15 AM	15 min	105,017.98	23050.69	0.00	0.00	0.00	0.00	46,401.76	12466.12	46,401.76	12466.12
Jul 12	7:30 AM	15 min	79,387.51	18458.39	0.00	0.00	0.00	0.00	53,327.17	13914.65	53,327.17	13914.65
Jul 12	7:45 AM	15 min	68,279.63	16031.59	0.00	0.00	0.00	0.00	57,990.05	14829.40	57,990.05	14829.40
Jul 12	8:00 AM	15 min	59,973.08	14040.83	0.00	0.00	0.00	0.00	60,645.18	15398.35	60,645.18	15398.35
Jul 12	8:15 AM	15 min	52,353.59	12267.23	0.00	0.00	0.00	0.00	62,541.63	15730.37	62,541.63	15730.37
Jul 12	8:30 AM	15 min	45,784.26	10788.61	0.00	0.00	0.00	0.00	63,301.34	15717.29	63,301.34	15717.29
Jul 12	8:45 AM	15 min	40,524.60	9516.53	0.00	0.00	0.00	0.00	62,436.98	15389.80	62,436.98	15389.80
Jul 12	9:00 AM	15 min	35,607.60	8260.37	0.00	0.00	0.00	0.00	60,681.44	14975.07	60,681.44	14975.07
Jul 12	9:15 AM	15 min	30,475.40	6848.03	0.00	0.00	0.00	0.00	59,119.09	14640.95	59,119.09	14640.95
Jul 12	9:30 AM	15 min	24,308.88	5428.99	0.00	0.00	0.00	0.00	58,008.49	14294.23	58,008.49	14294.23
Jul 12	9:45 AM	15 min	19,123.06	4294.31	0.00	0.00	0.00	0.00	56,345.35	13796.28	56,345.35	13796.28
Jul 12	10:00 AM	15 min	15,231.38	3409.73	0.00	0.00	0.00	0.00	54,024.90	13076.82	54,024.90	13076.82
Jul 12	10:15 AM	15 min	12,046.49	2661.88	0.00	0.00	0.00	0.00	50,589.66	12126.80	50,589.66	12126.80
Jul 12	10:30 AM	15 min	9,248.57	1999.78	0.00	0.00	0.00	0.00	46,424.72	11048.86	46,424.72	11048.86
Jul 12	10:45 AM	15 min	6,749.67	1419.48	0.00	0.00	0.00	0.00	41,966.14	9872.87	41,966.14	9872.87
Jul 12	11:00 AM	15 min	4,606.19	941.26	0.00	0.00	0.00	0.00	37,016.79	8772.37	37,016.79	8772.37
Jul 12	11:15 AM	15 min	2,923.90	569.82	0.00	0.00	0.00	0.00	33,162.20	7837.66	33,162.20	7837.66
Jul 12	11:30 AM	15 min	1,634.69	315.40	0.00	0.00	0.00	0.00	29,539.06	6953.71	29,539.06	6953.71
Jul 12	11:45 AM	15 min	888.49	148.39	0.00	0.00	0.00	0.00	26,090.60	6158.43	26,090.60	6158.43
Jul 12	12:00 PM	15 min	298.67	37.44	0.00	0.00	0.00	0.00	23,176.83	5481.04	23,176.83	5481.04
Jul 12	12:15 PM	15 min	0.85	0.20	0.00	0.00	0.00	0.00	20,671.51	5074.35	20,671.51	5074.35
Jul 12	12:30 PM	15 min	0.77	0.18	0.00	0.00	0.00	0.00	19,923.28	4979.45	19,923.28	4979.45
Jul 12	12:45 PM	15 min	0.71	0.16	0.00	0.00	0.00	0.00	19,912.33	4778.99	19,912.33	4778.99
Jul 12	1:00 PM	15 min	0.60	0.14	0.00	0.00	0.00	0.00	18,319.57	4057.34	18,319.57	4057.34
Jul 12	1:15 PM	15 min	0.53	0.12	0.00	0.00	0.00	0.00	14,139.13	2865.00	14,139.13	2865.00
Jul 12	1:30 PM	15 min	0.44	0.10	0.00	0.00	0.00	0.00	8,780.90	1489.15	8,780.90	1489.15
Jul 12	1:45 PM	15 min	0.33	0.07	0.00	0.00	0.00	0.00	3,132.33	398.67	3,132.33	398.67
Jul 12	2:00 PM	15 min	0.19	0.04	0.00	0.00	0.00	0.00	57.03	7.13	57.03	7.13
Jul 12	2:15 PM	15 min	0.13	0.04	0.00	0.00	0.00	0.00	0.00	39.55	0.00	39.55
Jul 12	2:30 PM	15 min	0.22	0.07	0.00	0.00	0.00	0.00	316.42	1746.72	316.42	1746.72
Jul 12	2:45 PM	15 min	0.33	243.28	0.00	0.00	0.00	0.00	13,657.31	5426.32	13,657.31	5426.32
Jul 12	3:00 PM	15 min	1,945.94	1407.19	0.00	0.00	0.00	0.00	29,753.21	8735.18	29,753.21	8735.18
Jul 12	3:15 PM	15 min	9,311.61	3863.84	0.00	0.00	0.00	0.00	40,128.24	10521.18	40,128.24	10521.18
Jul 12	3:30 PM	15 min	21,599.07	7400.42	0.00	0.00	0.00	0.00	44,041.20	11076.74	44,041.20	11076.74
Jul 12	3:45 PM	15 min	37,604.30	11752.96	0.00	0.00	0.00	0.00	44,572.72	10987.77	44,572.72	10987.77
Jul 12	4:00 PM	15 min	56,419.38	16382.49	0.00	0.00	0.00	0.00	43,329.44	10580.50	43,329.44	10580.50
Jul 12	4:15 PM	15 min	74,640.50	20801.44	0.00	0.00	0.00	0.00	41,314.53	10205.17	41,314.53	10205.17
Jul 12	4:30 PM	15 min	91,771.02	24721.41	0.00	0.00	0.00	0.00	40,326.81	10792.05	40,326.81	10792.05
Jul 12	4:45 PM	15 min	106,000.26	27472.18	0.00	0.00	0.00	0.00	46,009.63	11629.90	46,009.63	11629.90
Jul 12	5:00 PM	15 min	113,777.17	28922.03	0.00	0.00	0.00	0.00	47,029.56	11725.75	47,029.56	11725.75
Jul 12	5:15 PM	15 min	117,599.07	29531.59	0.00	0.00	0.00	0.00	46,776.44	11668.45	46,776.44	11668.45
Jul 12	5:30 PM	15 min	118,653.65	29924.37	0.00	0.00	0.00	0.00	46,571.19	11402.44	46,571.19	11402.44
Jul 12	5:45 PM	15 min	120,741.34	30720.96	0.00	0.00	0.00	0.00	44,648.31	10796.95	44,648.31	10796.95
Jul 12	6:00 PM	15 min	125,026.33	34153.47	0.00	0.00	0.00	0.00	41,727.25	8008.59	41,727.25	8008.59
Jul 12	6:15 PM	15 min	148,201.40	37557.73	0.00	0.00	0.00	0.00	22,341.48	4875.90	22,341.48	4875.90
Jul 12	6:30 PM	15 min	152,260.44	40429.58	0.00	0.00	0.00	0.00	16,665.75	2098.04	16,665.75	2098.04
Jul 12	6:45 PM	15 min	171,176.17	42968.46	0.00	0.00	0.00	0.00	118.58	17.14	118.58	17.14
Jul 12	7:00 PM	15 min	172,571.51	42748.02	0.00	0.00	0.00	0.00	18.56	357.52	18.56	357.52
Jul 12	7:15 PM	15 min	169,412.69	42323.60	0.00	0.00	0.00	0.00	2,841.56	640.79	2,841.56	640.79
Jul 12	7:30 PM	2 min	169,176.10	6817.67	0.00	0.00	0.00	0.00	2,284.76	58.83	2,284.76	58.83
Jul 12	7:32 PM	0 min	171,707.51		0.00		0.00		656.77		656.77	

BLOCK 1 / 160 FOLSOM STREET

Quantitative Shading Calculations for Transbay Transit Center Park

Analysis Run: 10/12/2015

Technician: AP

EXAMPLE	Existing Shading	EXAMPLE	No new shading from Project / Project Alternative	EXAMPLE	No new shading from Project / Project Alternative + Cumulative
		EXAMPLE	New Shading from Project / Project Alternative	EXAMPLE	New Shading from Project / Project Alternative + Cumulative

Date	Start Time	Duration	Current Park Shading		New Shadow: Project @ 400'		New Shadow: Project @ 300'		New Shadow: Project @ 400' + Cumulative		New Shadow: Project @ 300' + Cumulative	
			Shadow Area (sf)	Shading (sfh)	Shadow Area (sf)	Shading (sfh)	Shadow Area (sf)	Shading (sfh)	Shadow Area (sf)	Shading (sfh)	Shadow Area (sf)	Shading (sfh)
Jul 19	7:03 AM	12 min	144,662.29	26538.42	0.00	0.00	0.00	0.00	24,773.70	6441.06	24,773.70	6441.06
Jul 19	7:15 AM	15 min	120,721.90	25801.42	0.00	0.00	0.00	0.00	39,636.87	11496.15	39,636.87	11496.15
Jul 19	7:30 AM	15 min	85,689.49	19611.91	0.00	0.00	0.00	0.00	52,332.35	13731.17	52,332.35	13731.17
Jul 19	7:45 AM	15 min	71,205.80	16649.65	0.00	0.00	0.00	0.00	57,517.00	14687.32	57,517.00	14687.32
Jul 19	8:00 AM	15 min	61,991.42	14600.25	0.00	0.00	0.00	0.00	59,981.57	15081.24	59,981.57	15081.24
Jul 19	8:15 AM	15 min	54,810.58	12841.55	0.00	0.00	0.00	0.00	60,668.31	15230.82	60,668.31	15230.82
Jul 19	8:30 AM	15 min	47,921.82	11274.65	0.00	0.00	0.00	0.00	61,178.21	15159.15	61,178.21	15159.15
Jul 19	8:45 AM	15 min	42,275.37	9966.70	0.00	0.00	0.00	0.00	60,095.03	14773.48	60,095.03	14773.48
Jul 19	9:00 AM	15 min	37,458.26	8772.29	0.00	0.00	0.00	0.00	58,092.78	14307.85	58,092.78	14307.85
Jul 19	9:15 AM	15 min	32,720.05	7503.41	0.00	0.00	0.00	0.00	56,370.02	13918.94	56,370.02	13918.94
Jul 19	9:30 AM	15 min	27,307.25	6109.83	0.00	0.00	0.00	0.00	54,981.50	13569.57	54,981.50	13569.57
Jul 19	9:45 AM	15 min	21,571.36	4805.78	0.00	0.00	0.00	0.00	53,575.02	13134.98	53,575.02	13134.98
Jul 19	10:00 AM	15 min	16,874.86	3782.21	0.00	0.00	0.00	0.00	51,504.81	12481.37	51,504.81	12481.37
Jul 19	10:15 AM	15 min	13,382.85	2978.50	0.00	0.00	0.00	0.00	48,346.16	11590.66	48,346.16	11590.66
Jul 19	10:30 AM	15 min	10,445.11	2282.39	0.00	0.00	0.00	0.00	44,379.08	10592.05	44,379.08	10592.05
Jul 19	10:45 AM	15 min	7,813.99	1666.37	0.00	0.00	0.00	0.00	40,357.32	9555.41	40,357.32	9555.41
Jul 19	11:00 AM	15 min	5,516.97	1136.66	0.00	0.00	0.00	0.00	36,085.99	8597.21	36,085.99	8597.21
Jul 19	11:15 AM	15 min	3,576.31	714.25	0.00	0.00	0.00	0.00	32,691.67	7736.68	32,691.67	7736.68
Jul 19	11:30 AM	15 min	2,137.72	419.71	0.00	0.00	0.00	0.00	29,201.74	6874.81	29,201.74	6874.81
Jul 19	11:45 AM	15 min	1,219.99	221.89	0.00	0.00	0.00	0.00	25,796.71	6112.44	25,796.71	6112.44
Jul 19	12:00 PM	15 min	555.14	78.90	0.00	0.00	0.00	0.00	23,102.84	5591.37	23,102.84	5591.37
Jul 19	12:15 PM	15 min	76.08	9.61	0.00	0.00	0.00	0.00	21,628.13	5344.09	21,628.13	5344.09
Jul 19	12:30 PM	15 min	0.82	0.20	0.00	0.00	0.00	0.00	21,124.59	5312.01	21,124.59	5312.01
Jul 19	12:45 PM	15 min	0.74	0.17	0.00	0.00	0.00	0.00	21,371.51	5254.16	21,371.51	5254.16
Jul 19	1:00 PM	15 min	0.65	0.15	0.00	0.00	0.00	0.00	20,661.75	4682.11	20,661.75	4682.11
Jul 19	1:15 PM	15 min	0.57	0.13	0.00	0.00	0.00	0.00	16,795.13	3507.77	16,795.13	3507.77
Jul 19	1:30 PM	15 min	0.47	0.11	0.00	0.00	0.00	0.00	11,267.04	1962.69	11,267.04	1962.69
Jul 19	1:45 PM	15 min	0.38	0.08	0.00	0.00	0.00	0.00	4,434.51	629.89	4,434.51	629.89
Jul 19	2:00 PM	15 min	0.23	0.05	0.00	0.00	0.00	0.00	604.63	75.58	604.63	75.58
Jul 19	2:15 PM	15 min	0.15	0.04	0.00	0.00	0.00	0.00	0.00	0.00	0.00	0.00
Jul 19	2:30 PM	15 min	0.19	0.06	0.00	0.00	0.00	0.00	0.00	1226.87	0.00	1226.87
Jul 19	2:45 PM	15 min	0.31	74.37	0.00	0.00	0.00	0.00	9,814.94	4356.15	9,814.94	4356.15
Jul 19	3:00 PM	15 min	594.67	975.31	0.00	0.00	0.00	0.00	25,034.26	7815.51	25,034.26	7815.51
Jul 19	3:15 PM	15 min	7,207.78	3244.69	0.00	0.00	0.00	0.00	37,489.78	10038.80	37,489.78	10038.80
Jul 19	3:30 PM	15 min	18,749.71	6663.80	0.00	0.00	0.00	0.00	42,820.64	10990.44	42,820.64	10990.44
Jul 19	3:45 PM	15 min	34,560.65	11006.84	0.00	0.00	0.00	0.00	45,102.90	11207.63	45,102.90	11207.63
Jul 19	4:00 PM	15 min	53,494.10	15763.17	0.00	0.00	0.00	0.00	44,558.13	10902.63	44,558.13	10902.63
Jul 19	4:15 PM	15 min	72,611.25	20362.00	0.00	0.00	0.00	0.00	42,662.89	10362.44	42,662.89	10362.44
Jul 19	4:30 PM	15 min	90,284.72	24478.98	0.00	0.00	0.00	0.00	40,236.63	10622.64	40,236.63	10622.64
Jul 19	4:45 PM	15 min	105,547.10	27442.06	0.00	0.00	0.00	0.00	44,744.49	11398.19	44,744.49	11398.19
Jul 19	5:00 PM	15 min	113,989.38	29012.43	0.00	0.00	0.00	0.00	46,441.02	11586.53	46,441.02	11586.53
Jul 19	5:15 PM	15 min	118,110.10	29635.92	0.00	0.00	0.00	0.00	46,251.22	11566.26	46,251.22	11566.26
Jul 19	5:30 PM	15 min	118,977.30	29897.32	0.00	0.00	0.00	0.00	46,278.90	11442.99	46,278.90	11442.99
Jul 19	5:45 PM	15 min	120,201.24	30477.43	0.00	0.00	0.00	0.00	45,265.03	10917.45	45,265.03	10917.45
Jul 19	6:00 PM	15 min	123,618.19	33639.85	0.00	0.00	0.00	0.00	42,074.53	8351.77	42,074.53	8351.77
Jul 19	6:15 PM	15 min	145,500.61	37087.10	0.00	0.00	0.00	0.00	24,739.63	5480.96	24,739.63	5480.96
Jul 19	6:30 PM	15 min	151,196.16	40272.71	0.00	0.00	0.00	0.00	19,108.06	2388.51	19,108.06	2388.51
Jul 19	6:45 PM	15 min	170,985.51	42923.11	0.00	0.00	0.00	0.00	0.00	0.00	0.00	0.00
Jul 19	7:00 PM	15 min	172,399.40	43000.57	0.00	0.00	0.00	0.00	0.00	175.62	0.00	175.62
Jul 19	7:15 PM	14 min	171,605.17	41221.45	0.00	0.00	0.00	0.00	1,404.99	300.99	1,404.99	300.99
Jul 19	7:29 PM	0 min	171,906.92		0.00		0.00		1,103.24		1,103.24	

BLOCK 1 / 160 FOLSOM STREET

Quantitative Shading Calculations for Transbay Transit Center Park

Analysis Run: 10/12/2015

Technician: AP

EXAMPLE	Existing Shading
EXAMPLE	No new shading from Project / Project Alternative
EXAMPLE	New Shading from Project / Project Alternative
EXAMPLE	No new shading from Project / Project Alternative + Cumulative
EXAMPLE	New Shading from Project / Project Alternative + Cumulative

Date	Start Time	Duration	Current Park Shading		New Shadow: Project @ 400'		New Shadow: Project @ 300'		New Shadow: Project @ 400' + Cumulative		New Shadow: Project @ 300' + Cumulative	
			Shadow Area (sf)	Shading (sfh)	Shadow Area (sf)	Shading (sfh)	Shadow Area (sf)	Shading (sfh)	Shadow Area (sf)	Shading (sfh)	Shadow Area (sf)	Shading (sfh)
Jul 26	7:09 AM	6 min	149,448.64	14291.71	256.35	12.82	0.00	0.00	20,786.90	2521.20	20,530.55	2508.38
Jul 26	7:15 AM	15 min	136,385.56	29149.40	0.00	0.00	0.00	0.00	29,637.06	9864.79	29,637.06	9864.79
Jul 26	7:30 AM	15 min	96,809.64	21500.49	0.00	0.00	0.00	0.00	49,281.24	13237.72	49,281.24	13237.72
Jul 26	7:45 AM	15 min	75,194.32	17467.56	0.00	0.00	0.00	0.00	56,620.51	14449.12	56,620.50	14449.12
Jul 26	8:00 AM	15 min	64,546.19	15174.51	0.00	0.00	0.00	0.00	58,972.47	14773.69	58,972.47	14773.69
Jul 26	8:15 AM	15 min	56,849.87	13423.35	0.00	0.00	0.00	0.00	59,217.03	14706.06	59,217.03	14706.06
Jul 26	8:30 AM	15 min	50,536.94	11867.03	0.00	0.00	0.00	0.00	58,431.43	14477.18	58,431.43	14477.18
Jul 26	8:45 AM	15 min	44,399.33	10465.63	0.00	0.00	0.00	0.00	57,385.99	14094.06	57,385.99	14094.06
Jul 26	9:00 AM	15 min	39,325.67	9255.01	0.00	0.00	0.00	0.00	55,366.52	13620.56	55,366.52	13620.56
Jul 26	9:15 AM	15 min	34,714.44	8129.77	0.00	0.00	0.00	0.00	53,597.94	13201.35	53,597.94	13201.35
Jul 26	9:30 AM	15 min	30,323.72	6875.12	0.00	0.00	0.00	0.00	52,012.89	12796.86	52,012.89	12796.86
Jul 26	9:45 AM	15 min	24,677.27	5495.06	0.00	0.00	0.00	0.00	50,362.01	12341.82	50,362.01	12341.82
Jul 26	10:00 AM	15 min	19,283.18	4288.09	0.00	0.00	0.00	0.00	48,372.53	11733.36	48,372.53	11733.36
Jul 26	10:15 AM	15 min	15,021.55	3355.29	0.00	0.00	0.00	0.00	45,494.35	10917.20	45,494.35	10917.20
Jul 26	10:30 AM	15 min	11,820.76	2610.54	0.00	0.00	0.00	0.00	41,843.24	10020.53	41,843.24	10020.53
Jul 26	10:45 AM	15 min	9,063.54	1957.93	0.00	0.00	0.00	0.00	38,320.98	9162.64	38,320.98	9162.64
Jul 26	11:00 AM	15 min	6,599.91	1381.07	0.00	0.00	0.00	0.00	34,980.15	8367.25	34,980.15	8367.25
Jul 26	11:15 AM	15 min	4,448.65	900.49	0.00	0.00	0.00	0.00	31,957.82	7567.77	31,957.82	7567.77
Jul 26	11:30 AM	15 min	2,755.30	547.90	0.00	0.00	0.00	0.00	28,584.35	6740.17	28,584.35	6740.17
Jul 26	11:45 AM	15 min	1,627.92	312.43	0.00	0.00	0.00	0.00	25,337.04	6046.66	25,337.04	6046.66
Jul 26	12:00 PM	15 min	871.49	146.19	0.00	0.00	0.00	0.00	23,036.26	5735.90	23,036.26	5735.90
Jul 26	12:15 PM	15 min	298.03	37.36	0.00	0.00	0.00	0.00	22,850.94	5706.58	22,850.94	5706.58
Jul 26	12:30 PM	15 min	0.88	0.21	0.00	0.00	0.00	0.00	22,801.67	5757.26	22,801.67	5757.26
Jul 26	12:45 PM	15 min	0.78	0.19	0.00	0.00	0.00	0.00	23,256.43	5785.11	23,256.43	5785.11
Jul 26	1:00 PM	15 min	0.70	0.16	0.00	0.00	0.00	0.00	23,024.47	5391.19	23,024.47	5391.19
Jul 26	1:15 PM	15 min	0.59	0.14	0.00	0.00	0.00	0.00	20,105.07	4244.90	20,105.07	4244.90
Jul 26	1:30 PM	15 min	0.54	0.12	0.00	0.00	0.00	0.00	13,854.11	2513.99	13,854.11	2513.99
Jul 26	1:45 PM	15 min	0.42	0.09	0.00	0.00	0.00	0.00	6,257.82	949.64	6,257.82	949.64
Jul 26	2:00 PM	15 min	0.28	0.06	0.00	0.00	0.00	0.00	1,339.28	167.41	1,339.28	167.41
Jul 26	2:15 PM	15 min	0.18	0.04	0.00	0.00	0.00	0.00	0.00	0.00	0.00	0.00
Jul 26	2:30 PM	15 min	0.17	0.06	0.00	0.00	0.00	0.00	0.00	666.74	0.00	666.74
Jul 26	2:45 PM	15 min	0.30	4.59	0.00	0.00	0.00	0.00	5,333.95	3129.72	5,333.95	3129.72
Jul 26	3:00 PM	15 min	36.44	659.54	0.00	0.00	0.00	0.00	19,703.81	6611.60	19,703.81	6611.60
Jul 26	3:15 PM	15 min	5,239.92	2636.64	0.00	0.00	0.00	0.00	33,188.96	9236.80	33,188.96	9236.80
Jul 26	3:30 PM	15 min	15,853.22	5916.19	0.00	0.00	0.00	0.00	40,705.40	10637.07	40,705.40	10637.07
Jul 26	3:45 PM	15 min	31,476.28	10265.21	0.00	0.00	0.00	0.00	44,391.18	11236.51	44,391.18	11236.51
Jul 26	4:00 PM	15 min	50,645.41	15172.69	0.00	0.00	0.00	0.00	45,500.88	11202.73	45,500.88	11202.73
Jul 26	4:15 PM	15 min	70,736.08	19980.25	0.00	0.00	0.00	0.00	44,120.97	10705.92	44,120.97	10705.92
Jul 26	4:30 PM	15 min	89,105.94	24298.54	0.00	0.00	0.00	0.00	41,526.41	10471.18	41,526.41	10471.18
Jul 26	4:45 PM	15 min	105,282.36	27464.12	0.00	0.00	0.00	0.00	42,243.01	11001.74	42,243.01	11001.74
Jul 26	5:00 PM	15 min	114,430.63	29155.85	0.00	0.00	0.00	0.00	45,770.92	11414.60	45,770.92	11414.60
Jul 26	5:15 PM	15 min	118,816.20	29816.42	0.00	0.00	0.00	0.00	45,545.92	11399.33	45,545.92	11399.33
Jul 26	5:30 PM	15 min	119,715.13	29941.57	0.00	0.00	0.00	0.00	45,648.73	11422.14	45,648.73	11422.14
Jul 26	5:45 PM	15 min	119,817.42	30442.92	0.00	0.00	0.00	0.00	45,728.41	10965.23	45,728.41	10965.23
Jul 26	6:00 PM	15 min	123,725.96	33062.52	0.00	0.00	0.00	0.00	41,993.40	8652.18	41,993.40	8652.18
Jul 26	6:15 PM	15 min	140,774.20	36391.42	0.00	0.00	0.00	0.00	27,224.03	5988.17	27,224.03	5988.17
Jul 26	6:30 PM	15 min	150,357.19	40210.99	0.00	0.00	0.00	0.00	20,681.30	2585.16	20,681.30	2585.16
Jul 26	6:45 PM	15 min	171,330.72	42803.86	0.00	0.00	0.00	0.00	0.00	0.00	0.00	0.00
Jul 26	7:00 PM	15 min	171,100.12	42997.34	0.00	0.00	0.00	0.00	0.00	0.00	0.00	0.00
Jul 26	7:15 PM	8 min	172,878.63	24169.28	0.00	0.00	0.00	0.00	0.00	42.94	0.00	42.94
Jul 26	7:23 PM	0 min	172,396.74		0.00		0.00		613.42		613.42	

BLOCK 1 / 160 FOLSOM STREET

Quantitative Shading Calculations for Transbay Transit Center Park

Analysis Run: 10/12/2015

Technician: AP

EXAMPLE	Existing Shading	EXAMPLE	No new shading from Project / Project Alternative	EXAMPLE	No new shading from Project / Project Alternative + Cumulative
EXAMPLE	New Shading from Project / Project Alternative	EXAMPLE	New Shading from Project / Project Alternative + Cumulative

Date	Start Time	Duration	Current Park Shading		New Shadow: Project @ 400'		New Shadow: Project @ 300'		New Shadow: Project @ 400' + Cumulative		New Shadow: Project @ 300' + Cumulative	
			Shadow Area (sf)	Shading (sfh)	Shadow Area (sf)	Shading (sfh)	Shadow Area (sf)	Shading (sfh)	Shadow Area (sf)	Shading (sfh)	Shadow Area (sf)	Shading (sfh)
Aug 2	7:14 AM	1 min	148,236.44	2951.48	0.00	0.00	0.00	0.00	17,688.90	362.73	17,688.90	362.73
Aug 2	7:15 AM	15 min	146,912.06	32068.56	0.00	15.81	0.00	0.00	18,584.15	7753.03	18,584.15	7753.03
Aug 2	7:30 AM	15 min	109,636.44	23898.12	126.35	15.81	0.00	0.00	43,440.08	12312.64	43,440.08	12312.64
Aug 2	7:45 AM	15 min	81,548.51	18707.73	0.00	0.00	0.00	0.00	55,061.06	14057.34	55,061.06	14057.34
Aug 2	8:00 AM	15 min	68,113.36	15927.86	0.00	0.00	0.00	0.00	57,397.64	14346.42	57,397.64	14346.42
Aug 2	8:15 AM	15 min	59,309.53	14021.38	0.00	0.00	0.00	0.00	57,373.69	14133.54	57,373.69	14133.54
Aug 2	8:30 AM	15 min	52,861.55	12467.42	0.00	0.00	0.00	0.00	55,694.65	13743.57	55,694.65	13743.57
Aug 2	8:45 AM	15 min	46,877.81	11022.72	0.00	0.00	0.00	0.00	54,253.94	13384.71	54,253.94	13384.71
Aug 2	9:00 AM	15 min	41,303.92	9737.80	0.00	0.00	0.00	0.00	52,823.76	12987.16	52,823.76	12987.16
Aug 2	9:15 AM	15 min	36,598.51	8610.56	0.00	0.00	0.00	0.00	51,073.51	12610.75	51,073.51	12610.75
Aug 2	9:30 AM	15 min	32,285.99	7554.18	0.00	0.00	0.00	0.00	49,812.53	12141.81	49,812.53	12141.81
Aug 2	9:45 AM	15 min	28,147.44	6311.02	0.00	0.00	0.00	0.00	47,321.97	11545.54	47,321.97	11545.54
Aug 2	10:00 AM	15 min	22,340.74	4952.31	0.00	0.00	0.00	0.00	45,042.34	10910.89	45,042.34	10910.89
Aug 2	10:15 AM	15 min	17,277.77	3833.91	0.00	0.00	0.00	0.00	42,244.81	10161.51	42,244.81	10161.51
Aug 2	10:30 AM	15 min	13,393.49	2980.12	0.00	0.00	0.00	0.00	39,047.26	9414.43	39,047.26	9414.43
Aug 2	10:45 AM	15 min	10,447.47	2286.17	0.00	0.00	0.00	0.00	36,268.20	8760.11	36,268.20	8760.11
Aug 2	11:00 AM	15 min	7,841.90	1665.88	0.00	0.00	0.00	0.00	33,812.72	8096.76	33,812.72	8096.76
Aug 2	11:15 AM	15 min	5,485.13	1117.35	0.00	0.00	0.00	0.00	30,961.38	7330.69	30,961.38	7330.69
Aug 2	11:30 AM	15 min	3,453.65	700.16	0.00	0.00	0.00	0.00	27,684.11	6571.04	27,684.11	6571.04
Aug 2	11:45 AM	15 min	2,147.59	423.32	0.00	0.00	0.00	0.00	24,884.23	6005.29	24,884.23	6005.29
Aug 2	12:00 PM	15 min	1,238.98	229.01	0.00	0.00	0.00	0.00	23,158.11	5878.23	23,158.11	5878.23
Aug 2	12:15 PM	15 min	593.11	86.10	0.00	0.00	0.00	0.00	23,867.72	6098.15	23,867.72	6098.15
Aug 2	12:30 PM	15 min	95.67	12.06	0.00	0.00	0.00	0.00	24,917.48	6311.74	24,917.48	6311.74
Aug 2	12:45 PM	15 min	0.82	0.20	0.00	0.00	0.00	0.00	25,576.47	6400.12	25,576.47	6400.12
Aug 2	1:00 PM	15 min	0.75	0.18	0.00	0.00	0.00	0.00	25,624.50	6201.18	25,624.50	6201.18
Aug 2	1:15 PM	15 min	0.66	0.15	0.00	0.00	0.00	0.00	23,984.94	5034.80	23,984.94	5034.80
Aug 2	1:30 PM	15 min	0.57	0.13	0.00	0.00	0.00	0.00	16,293.49	3074.95	16,293.49	3074.95
Aug 2	1:45 PM	15 min	0.46	0.10	0.00	0.00	0.00	0.00	8,306.08	1302.22	8,306.08	1302.22
Aug 2	2:00 PM	15 min	0.38	0.07	0.00	0.00	0.00	0.00	2,111.67	263.96	2,111.67	263.96
Aug 2	2:15 PM	15 min	0.22	0.05	0.00	0.00	0.00	0.00	0.00	0.00	0.00	0.00
Aug 2	2:30 PM	15 min	0.17	0.05	0.00	0.00	0.00	0.00	0.00	193.87	0.00	193.87
Aug 2	2:45 PM	15 min	0.24	0.08	0.00	0.00	0.00	0.00	1,558.96	1989.79	1,558.96	1989.79
Aug 2	3:00 PM	15 min	0.40	423.07	0.00	0.00	0.00	0.00	14,359.39	5262.66	14,359.39	5262.66
Aug 2	3:15 PM	15 min	3,384.19	2058.99	0.00	0.00	0.00	0.00	27,741.88	8205.27	27,741.88	8205.27
Aug 2	3:30 PM	15 min	13,087.71	5196.08	0.00	0.00	0.00	0.00	37,900.28	10071.06	37,900.28	10071.06
Aug 2	3:45 PM	15 min	28,480.96	9558.15	0.00	0.00	0.00	0.00	42,668.24	10997.60	42,668.24	10997.60
Aug 2	4:00 PM	15 min	47,984.21	14639.68	0.00	0.00	0.00	0.00	45,312.58	11315.10	45,312.58	11315.10
Aug 2	4:15 PM	15 min	69,133.20	19686.53	0.00	0.00	0.00	0.00	45,208.19	11014.31	45,208.19	11014.31
Aug 2	4:30 PM	15 min	88,359.07	24212.94	0.00	0.00	0.00	0.00	42,906.28	10415.94	42,906.28	10415.94
Aug 2	4:45 PM	15 min	105,344.44	27517.19	0.00	0.00	0.00	0.00	40,421.26	10638.50	40,421.26	10638.50
Aug 2	5:00 PM	15 min	114,793.06	29316.18	0.00	0.00	0.00	0.00	44,686.70	11168.17	44,686.70	11168.17
Aug 2	5:15 PM	15 min	119,736.41	30049.94	0.00	0.00	0.00	0.00	44,688.67	11186.95	44,688.67	11186.95
Aug 2	5:30 PM	15 min	120,663.09	30167.37	0.00	0.00	0.00	0.00	44,836.94	11233.31	44,836.94	11233.31
Aug 2	5:45 PM	15 min	120,675.83	30598.39	0.00	0.00	0.00	0.00	45,029.53	10852.32	45,029.53	10852.32
Aug 2	6:00 PM	15 min	124,111.29	32649.08	0.00	0.00	0.00	0.00	41,788.99	8913.92	41,788.99	8913.92
Aug 2	6:15 PM	15 min	137,081.37	36178.10	0.00	0.00	0.00	0.00	29,522.38	5987.27	29,522.38	5987.27
Aug 2	6:30 PM	15 min	152,343.42	40309.24	0.00	0.00	0.00	0.00	18,375.80	2461.06	18,375.80	2461.06
Aug 2	6:45 PM	15 min	170,130.49	42682.81	0.00	0.00	0.00	0.00	1,312.69	164.09	1,312.69	164.09
Aug 2	7:00 PM	15 min	171,331.99	42991.21	0.00	0.00	0.00	0.00	0.00	0.00	0.00	0.00
Aug 2	7:15 PM	2 min	172,597.67	6905.11	0.00	0.00	0.00	0.00	0.00	0.00	0.00	0.00
Aug 2	7:17 PM	0 min	172,658.04		0.00		0.00		0.00		0.00	

BLOCK 1 / 160 FOLSOM STREET

Quantitative Shading Calculations for Transbay Transit Center Park

Analysis Run: 10/12/2015

Technician: AP

EXAMPLE	Existing Shading
EXAMPLE	No new shading from Project / Project Alternative
EXAMPLE	New Shading from Project / Project Alternative
EXAMPLE	No new shading from Project / Project Alternative + Cumulative
EXAMPLE	New Shading from Project / Project Alternative + Cumulative

Date	Start Time	Duration	Current Park Shading		New Shadow: Project @ 400'		New Shadow: Project @ 300'		New Shadow: Project @ 400' + Cumulative		New Shadow: Project @ 300' + Cumulative	
			Shadow Area (sf)	Shading (sfh)	Shadow Area (sf)	Shading (sfh)	Shadow Area (sf)	Shading (sfh)	Shadow Area (sf)	Shading (sfh)	Shadow Area (sf)	Shading (sfh)
Aug 9	7:20 AM	11 min	145,082.72	24098.52	4,252.58	809.11	0.00	0.00	18,896.12	4742.74	18,896.11	4742.74
Aug 9	7:30 AM	15 min	122,678.61	26642.07	4,737.50	592.19	0.00	0.00	33,801.03	10708.82	33,801.03	10708.82
Aug 9	7:45 AM	15 min	90,457.94	20675.88	0.00	0.00	0.00	0.00	51,869.50	13226.48	51,869.50	13226.48
Aug 9	8:00 AM	15 min	74,949.10	17331.23	0.00	0.00	0.00	0.00	53,942.33	13466.42	53,942.33	13466.42
Aug 9	8:15 AM	15 min	63,700.72	14957.59	0.00	0.00	0.00	0.00	53,789.02	13565.83	53,789.02	13565.83
Aug 9	8:30 AM	15 min	55,959.97	13143.25	0.00	0.00	0.00	0.00	54,737.63	13268.78	54,737.63	13268.78
Aug 9	8:45 AM	15 min	49,186.02	11589.58	0.00	0.00	0.00	0.00	51,412.61	12722.24	51,412.61	12722.24
Aug 9	9:00 AM	15 min	43,530.65	10240.87	0.00	0.00	0.00	0.00	50,365.30	12472.04	50,365.30	12472.04
Aug 9	9:15 AM	15 min	38,396.34	9051.11	0.00	0.00	0.00	0.00	49,411.01	12238.18	49,411.01	12238.18
Aug 9	9:30 AM	15 min	34,012.56	8001.69	0.00	0.00	0.00	0.00	48,494.45	11811.76	48,494.45	11811.76
Aug 9	9:45 AM	15 min	30,000.98	6973.52	0.00	0.00	0.00	0.00	45,999.61	11009.39	45,999.61	11009.39
Aug 9	10:00 AM	15 min	25,787.19	5750.07	0.00	0.00	0.00	0.00	42,075.50	10134.53	42,075.50	10134.53
Aug 9	10:15 AM	15 min	20,213.35	4462.11	0.00	0.00	0.00	0.00	39,000.71	9418.25	39,000.71	9418.25
Aug 9	10:30 AM	15 min	15,483.51	3428.42	0.00	0.00	0.00	0.00	36,345.31	8875.02	36,345.31	8875.02
Aug 9	10:45 AM	15 min	11,943.85	2638.17	0.00	0.00	0.00	0.00	34,654.83	8391.93	34,654.83	8391.93
Aug 9	11:00 AM	15 min	9,161.48	1971.00	0.00	0.00	0.00	0.00	32,480.63	7773.00	32,480.63	7773.00
Aug 9	11:15 AM	15 min	6,606.51	1377.49	0.00	0.00	0.00	0.00	29,703.34	7040.42	29,703.34	7040.42
Aug 9	11:30 AM	15 min	4,413.38	880.67	0.00	0.00	0.00	0.00	26,620.05	6374.58	26,620.05	6374.58
Aug 9	11:45 AM	15 min	2,631.97	533.12	0.00	0.00	0.00	0.00	24,376.63	6055.38	24,376.63	6055.38
Aug 9	12:00 PM	15 min	1,632.99	318.58	0.00	0.00	0.00	0.00	24,066.45	6167.48	24,066.45	6167.48
Aug 9	12:15 PM	15 min	915.67	159.18	0.00	0.00	0.00	0.00	25,273.42	6564.56	25,273.42	6564.56
Aug 9	12:30 PM	15 min	357.75	45.04	0.00	0.00	0.00	0.00	27,243.07	6942.96	27,243.07	6942.96
Aug 9	12:45 PM	15 min	2.60	0.42	0.00	0.00	0.00	0.00	28,300.58	7116.94	28,300.58	7116.94
Aug 9	1:00 PM	15 min	0.80	0.19	0.00	0.00	0.00	0.00	28,634.93	6880.81	28,634.93	6880.81
Aug 9	1:15 PM	15 min	0.70	0.16	0.00	0.00	0.00	0.00	26,411.52	5634.53	26,411.52	5634.53
Aug 9	1:30 PM	15 min	0.61	0.14	0.00	0.00	0.00	0.00	18,664.70	3616.24	18,664.70	3616.24
Aug 9	1:45 PM	15 min	0.53	0.12	0.00	0.00	0.00	0.00	10,265.22	1705.82	10,265.22	1705.82
Aug 9	2:00 PM	15 min	0.42	0.09	0.00	0.00	0.00	0.00	3,381.30	434.87	3,381.30	434.87
Aug 9	2:15 PM	15 min	0.28	0.06	0.00	0.00	0.00	0.00	97.67	12.21	97.67	12.21
Aug 9	2:30 PM	15 min	0.18	0.05	0.00	0.00	0.00	0.00	0.00	0.00	0.00	0.00
Aug 9	2:45 PM	15 min	0.25	0.07	0.00	0.00	0.00	0.00	0.00	1161.85	0.00	1161.85
Aug 9	3:00 PM	15 min	0.35	226.64	0.00	0.00	0.00	0.00	9,294.82	3914.32	9,294.82	3914.32
Aug 9	3:15 PM	15 min	1,812.81	1528.63	0.00	0.00	0.00	0.00	22,019.70	6985.68	22,019.70	6985.68
Aug 9	3:30 PM	15 min	10,416.26	4512.00	0.00	0.00	0.00	0.00	33,865.75	9279.27	33,865.75	9279.27
Aug 9	3:45 PM	15 min	25,679.77	8908.87	0.00	0.00	0.00	0.00	40,368.42	10532.54	40,368.42	10532.54
Aug 9	4:00 PM	15 min	45,591.16	14185.47	0.00	0.00	0.00	0.00	43,891.94	11146.93	43,891.94	11146.93
Aug 9	4:15 PM	15 min	67,892.60	19499.23	0.00	0.00	0.00	0.00	45,283.49	11139.62	45,283.49	11139.62
Aug 9	4:30 PM	15 min	88,101.20	24243.07	0.00	0.00	0.00	0.00	43,833.49	10622.71	43,833.49	10622.71
Aug 9	4:45 PM	15 min	105,843.38	27661.37	0.00	0.00	0.00	0.00	41,148.19	10338.28	41,148.19	10338.28
Aug 9	5:00 PM	15 min	115,447.55	29456.51	0.00	0.00	0.00	0.00	41,558.04	10642.94	41,558.04	10642.94
Aug 9	5:15 PM	15 min	120,204.57	30252.48	0.00	0.00	0.00	0.00	43,585.51	10931.34	43,585.51	10931.34
Aug 9	5:30 PM	15 min	121,815.24	30458.88	0.00	0.00	0.00	0.00	43,865.19	11001.21	43,865.19	11001.21
Aug 9	5:45 PM	15 min	121,855.82	31080.24	0.00	0.00	0.00	0.00	44,144.47	10435.08	44,144.47	10435.08
Aug 9	6:00 PM	15 min	126,786.10	33126.26	0.00	0.00	0.00	0.00	39,336.17	8436.40	39,336.17	8436.40
Aug 9	6:15 PM	15 min	138,223.95	36759.60	0.00	0.00	0.00	0.00	28,155.05	5321.62	28,155.05	5321.62
Aug 9	6:30 PM	15 min	155,852.81	40272.77	0.00	0.00	0.00	0.00	14,417.92	2401.34	14,417.92	2401.34
Aug 9	6:45 PM	15 min	166,329.35	42266.29	0.00	0.00	0.00	0.00	4,792.51	599.10	4,792.51	599.10
Aug 9	7:00 PM	9 min	171,800.99	25800.82	0.00	0.00	0.00	0.00	0.00	0.00	0.00	0.00
Aug 9	7:09 PM	0 min	172,209.99		0.00		0.00		0.00		0.00	

BLOCK 1 / 160 FOLSOM STREET

Quantitative Shading Calculations for Transbay Transit Center Park

Analysis Run: 10/12/2015

Technician: AP

EXAMPLE	Existing Shading	EXAMPLE	No new shading from Project / Project Alternative
		EXAMPLE	New Shading from Project / Project Alternative
EXAMPLE	No new shading from Project / Project Alternative + Cumulative		
EXAMPLE	New Shading from Project / Project Alternative + Cumulative		

Date	Start Time	Duration	Current Park Shading		New Shadow: Project @ 400'		New Shadow: Project @ 300'		New Shadow: Project @ 400' + Cumulative		New Shadow: Project @ 300' + Cumulative	
			Shadow Area (sf)	Shading (sfh)	Shadow Area (sf)	Shading (sfh)	Shadow Area (sf)	Shading (sfh)	Shadow Area (sf)	Shading (sfh)	Shadow Area (sf)	Shading (sfh)
Aug 16	7:26 AM	4 min	146,876.11	9818.06	5,961.31	413.67	0.00	0.00	13,578.31	1311.38	13,578.27	1311.37
Aug 16	7:30 AM	15 min	133,639.89	29520.88	5,857.78	732.22	0.00	0.00	23,889.56	8443.14	23,889.56	8443.14
Aug 16	7:45 AM	15 min	102,527.18	23538.40	0.00	0.00	0.00	0.00	43,655.57	11343.03	43,655.57	11343.03
Aug 16	8:00 AM	15 min	85,780.03	19607.07	0.00	0.00	0.00	0.00	47,088.69	12223.32	47,088.69	12223.32
Aug 16	8:15 AM	15 min	71,076.49	16476.55	0.00	0.00	0.00	0.00	50,697.85	13491.99	50,697.85	13491.99
Aug 16	8:30 AM	15 min	60,735.92	14085.03	0.00	0.00	0.00	0.00	57,238.08	13810.09	57,238.08	13810.09
Aug 16	8:45 AM	15 min	51,944.33	12190.51	0.00	0.00	0.00	0.00	53,242.64	12706.28	53,242.64	12706.28
Aug 16	9:00 AM	15 min	45,579.79	10743.32	0.00	0.00	0.00	0.00	48,407.60	12108.00	48,407.60	12108.00
Aug 16	9:15 AM	15 min	40,370.74	9499.62	0.00	0.00	0.00	0.00	48,456.42	12094.13	48,456.42	12094.13
Aug 16	9:30 AM	15 min	35,626.22	8394.58	0.00	0.00	0.00	0.00	48,296.60	11766.63	48,296.60	11766.63
Aug 16	9:45 AM	15 min	31,530.44	7399.49	0.00	0.00	0.00	0.00	45,836.47	10925.98	45,836.47	10925.98
Aug 16	10:00 AM	15 min	27,665.49	6395.09	0.00	0.00	0.00	0.00	41,571.35	9728.05	41,571.35	9728.05
Aug 16	10:15 AM	15 min	23,495.25	5220.34	0.00	0.00	0.00	0.00	36,253.03	8830.12	36,253.03	8830.12
Aug 16	10:30 AM	15 min	18,267.44	4014.00	0.00	0.00	0.00	0.00	34,387.97	8430.12	34,387.97	8430.12
Aug 16	10:45 AM	15 min	13,844.58	3044.84	0.00	0.00	0.00	0.00	33,053.03	8006.88	33,053.03	8006.88
Aug 16	11:00 AM	15 min	10,514.15	2285.98	0.00	0.00	0.00	0.00	31,002.01	7399.58	31,002.01	7399.58
Aug 16	11:15 AM	15 min	7,773.66	1639.27	0.00	0.00	0.00	0.00	28,194.59	6735.55	28,194.59	6735.55
Aug 16	11:30 AM	15 min	5,340.49	1074.97	0.00	0.00	0.00	0.00	25,689.83	6233.68	25,689.83	6233.68
Aug 16	11:45 AM	15 min	3,259.28	663.16	0.00	0.00	0.00	0.00	24,179.63	6191.16	24,179.63	6191.16
Aug 16	12:00 PM	15 min	2,046.03	414.32	0.00	0.00	0.00	0.00	25,349.67	6558.76	25,349.67	6558.76
Aug 16	12:15 PM	15 min	1,268.51	237.76	0.00	0.00	0.00	0.00	27,120.38	7054.49	27,120.38	7054.49
Aug 16	12:30 PM	15 min	633.54	98.53	0.00	0.00	0.00	0.00	29,315.57	7584.73	29,315.57	7584.73
Aug 16	12:45 PM	15 min	154.66	19.44	0.00	0.00	0.00	0.00	31,362.31	7885.46	31,362.31	7885.46
Aug 16	1:00 PM	15 min	0.86	0.20	0.00	0.00	0.00	0.00	31,721.38	7476.16	31,721.38	7476.16
Aug 16	1:15 PM	15 min	0.76	0.18	0.00	0.00	0.00	0.00	28,087.93	6090.20	28,087.93	6090.20
Aug 16	1:30 PM	15 min	0.68	0.16	0.00	0.00	0.00	0.00	20,633.69	4105.83	20,633.69	4105.83
Aug 16	1:45 PM	15 min	0.58	0.13	0.00	0.00	0.00	0.00	12,212.91	2159.19	12,212.91	2159.19
Aug 16	2:00 PM	15 min	0.46	0.10	0.00	0.00	0.00	0.00	5,060.63	702.14	5,060.63	702.14
Aug 16	2:15 PM	15 min	0.34	0.07	0.00	0.00	0.00	0.00	556.53	69.57	556.53	69.57
Aug 16	2:30 PM	15 min	0.20	0.06	0.00	0.00	0.00	0.00	0.00	0.00	0.00	0.00
Aug 16	2:45 PM	15 min	0.25	0.07	0.00	0.00	0.00	0.00	0.00	611.05	0.00	611.05
Aug 16	3:00 PM	15 min	0.31	84.54	0.00	0.00	0.00	0.00	4,888.37	2684.91	4,888.37	2684.91
Aug 16	3:15 PM	15 min	675.99	1095.86	0.00	0.00	0.00	0.00	16,590.90	5640.44	16,590.90	5640.44
Aug 16	3:30 PM	15 min	8,090.90	3892.94	0.00	0.00	0.00	0.00	28,532.65	8253.07	28,532.65	8253.07
Aug 16	3:45 PM	15 min	23,052.62	8320.10	0.00	0.00	0.00	0.00	37,491.93	9915.92	37,491.93	9915.92
Aug 16	4:00 PM	15 min	43,508.17	13827.85	0.00	0.00	0.00	0.00	41,835.42	10714.00	41,835.42	10714.00
Aug 16	4:15 PM	15 min	67,114.64	19439.40	0.00	0.00	0.00	0.00	43,876.58	10959.64	43,876.58	10959.64
Aug 16	4:30 PM	15 min	88,400.56	24415.19	0.00	0.00	0.00	0.00	43,800.51	10680.65	43,800.51	10680.65
Aug 16	4:45 PM	15 min	106,920.98	27924.32	0.00	0.00	0.00	0.00	41,644.72	10079.27	41,644.72	10079.27
Aug 16	5:00 PM	15 min	116,473.56	29641.29	0.00	0.00	0.00	0.00	38,989.43	10158.52	38,989.43	10158.52
Aug 16	5:15 PM	15 min	120,656.78	30366.95	0.00	0.00	0.00	0.00	42,278.76	10624.80	42,278.76	10624.80
Aug 16	5:30 PM	15 min	122,278.83	30738.34	0.00	0.00	0.00	0.00	42,719.68	10662.37	42,719.68	10662.37
Aug 16	5:45 PM	15 min	123,627.91	32160.24	0.00	0.00	0.00	0.00	42,579.27	9481.83	42,579.27	9481.83
Aug 16	6:00 PM	15 min	133,654.03	34211.53	0.00	0.00	0.00	0.00	33,275.38	7522.79	33,275.38	7522.79
Aug 16	6:15 PM	15 min	140,038.19	37203.75	0.00	0.00	0.00	0.00	26,906.91	4902.60	26,906.91	4902.60
Aug 16	6:30 PM	15 min	157,591.83	40362.83	0.00	0.00	0.00	0.00	12,313.88	2221.07	12,313.88	2221.07
Aug 16	6:45 PM	15 min	165,310.80	42107.59	0.00	0.00	0.00	0.00	5,454.65	681.83	5,454.65	681.83
Aug 16	7:00 PM	1 min	171,549.94	3431.52	0.00	0.00	0.00	0.00	0.00	0.00	0.00	0.00
Aug 16	7:01 PM	0 min	171,601.78		0.00		0.00		0.00		0.00	

BLOCK 1 / 160 FOLSOM STREET

Quantitative Shading Calculations for Transbay Transit Center Park

Analysis Run: 10/12/2015

Technician: AP

EXAMPLE	Existing Shading
EXAMPLE	No new shading from Project / Project Alternative
EXAMPLE	New Shading from Project / Project Alternative
EXAMPLE	No new shading from Project / Project Alternative + Cumulative
EXAMPLE	New Shading from Project / Project Alternative + Cumulative

Date	Start Time	Duration	Current Park Shading		New Shadow: Project @ 400'		New Shadow: Project @ 300'		New Shadow: Project @ 400' + Cumulative		New Shadow: Project @ 300' + Cumulative	
			Shadow Area (sf)	Shading (sfh)	Shadow Area (sf)	Shading (sfh)	Shadow Area (sf)	Shading (sfh)	Shadow Area (sf)	Shading (sfh)	Shadow Area (sf)	Shading (sfh)
Aug 23	7:32 AM	13 min	139,006.72	6349.56	3,567.04	89.18	0.00	0.00	18,070.79	1269.52	18,070.77	1269.52
Aug 23	7:45 AM	15 min	114,975.50	26449.93	0.00	0.00	0.00	0.00	32,710.03	9364.96	32,710.03	9364.96
Aug 23	8:00 AM	15 min	96,623.97	22185.95	0.00	0.00	0.00	0.00	42,209.68	11577.49	42,209.68	11577.49
Aug 23	8:15 AM	15 min	80,863.60	18524.47	0.00	0.00	0.00	0.00	50,410.26	13795.98	50,410.26	13795.98
Aug 23	8:30 AM	15 min	67,332.17	15425.96	0.00	0.00	0.00	0.00	59,957.60	14636.67	59,957.60	14636.67
Aug 23	8:45 AM	15 min	56,075.51	12966.96	0.00	0.00	0.00	0.00	57,135.76	13251.90	57,135.76	13251.90
Aug 23	9:00 AM	15 min	47,660.15	11234.03	0.00	0.00	0.00	0.00	48,879.47	12150.30	48,879.47	12150.30
Aug 23	9:15 AM	15 min	42,212.09	9948.56	0.00	0.00	0.00	0.00	48,322.92	12173.37	48,322.92	12173.37
Aug 23	9:30 AM	15 min	37,376.37	8791.65	0.00	0.00	0.00	0.00	49,064.08	12010.37	49,064.08	12010.37
Aug 23	9:45 AM	15 min	32,956.80	7752.00	0.00	0.00	0.00	0.00	47,018.88	11107.55	47,018.88	11107.55
Aug 23	10:00 AM	15 min	29,059.20	6799.57	0.00	0.00	0.00	0.00	41,841.51	9740.26	41,841.51	9740.26
Aug 23	10:15 AM	15 min	25,337.39	5836.08	0.00	0.00	0.00	0.00	36,080.59	8634.90	36,080.59	8634.90
Aug 23	10:30 AM	15 min	21,351.26	4717.97	0.00	0.00	0.00	0.00	32,998.58	8058.37	32,998.58	8058.37
Aug 23	10:45 AM	15 min	16,392.51	3566.24	0.00	0.00	0.00	0.00	31,468.36	7603.66	31,468.36	7603.66
Aug 23	11:00 AM	15 min	12,137.45	2631.77	0.00	0.00	0.00	0.00	29,360.95	7021.39	29,360.95	7021.39
Aug 23	11:15 AM	15 min	8,916.68	1883.80	0.00	0.00	0.00	0.00	26,810.18	6463.69	26,810.18	6463.69
Aug 23	11:30 AM	15 min	6,153.76	1270.21	0.00	0.00	0.00	0.00	24,899.31	6239.83	24,899.31	6239.83
Aug 23	11:45 AM	15 min	4,007.93	817.63	0.00	0.00	0.00	0.00	25,019.36	6489.23	25,019.36	6489.23
Aug 23	12:00 PM	15 min	2,533.08	517.55	0.00	0.00	0.00	0.00	26,894.49	7017.73	26,894.49	7017.73
Aug 23	12:15 PM	15 min	1,607.33	316.26	0.00	0.00	0.00	0.00	29,247.38	7612.49	29,247.38	7612.49
Aug 23	12:30 PM	15 min	922.78	163.18	0.00	0.00	0.00	0.00	31,652.54	8200.51	31,652.54	8200.51
Aug 23	12:45 PM	15 min	382.69	49.31	0.00	0.00	0.00	0.00	33,951.57	8538.16	33,951.57	8538.16
Aug 23	1:00 PM	15 min	11.76	1.57	0.00	0.00	0.00	0.00	34,353.71	8047.01	34,353.71	8047.01
Aug 23	1:15 PM	5 min	0.83	0.20	0.00	0.00	0.00	0.00	30,022.39	7227.13	30,022.39	7227.13
Aug 23	1:20 PM	24 min	0.80	0.18	0.00	0.00	0.00	0.00	27,794.63	5266.28	27,794.63	5266.28
Aug 23	1:45 PM	15 min	0.65	0.15	0.00	0.00	0.00	0.00	14,335.65	2665.61	14,335.65	2665.61
Aug 23	2:00 PM	15 min	0.53	0.12	0.00	0.00	0.00	0.00	6,989.27	1032.12	6,989.27	1032.12
Aug 23	2:15 PM	15 min	0.40	0.08	0.00	0.00	0.00	0.00	1,267.66	158.46	1,267.66	158.46
Aug 23	2:30 PM	15 min	0.27	0.06	0.00	0.00	0.00	0.00	0.00	0.00	0.00	0.00
Aug 23	2:45 PM	15 min	0.22	0.07	0.00	0.00	0.00	0.00	0.00	189.68	0.00	189.68
Aug 23	3:00 PM	15 min	0.30	2.39	0.00	0.00	0.00	0.00	1,517.48	1643.50	1,517.48	1643.50
Aug 23	3:15 PM	15 min	18.83	765.96	0.00	0.00	0.00	0.00	11,630.50	4327.15	11,630.50	4327.15
Aug 23	3:30 PM	15 min	6,108.86	3335.68	0.00	0.00	0.00	0.00	22,986.72	7072.47	22,986.72	7072.47
Aug 23	3:45 PM	15 min	20,576.54	7790.67	0.00	0.00	0.00	0.00	33,593.06	9105.99	33,593.06	9105.99
Aug 23	4:00 PM	15 min	41,748.81	13584.94	0.00	0.00	0.00	0.00	39,254.85	10117.27	39,254.85	10117.27
Aug 23	4:15 PM	15 min	66,930.70	19520.74	0.00	0.00	0.00	0.00	41,683.35	10457.26	41,683.35	10457.26
Aug 23	4:30 PM	15 min	89,235.22	24735.07	0.00	0.00	0.00	0.00	41,974.72	10399.20	41,974.72	10399.20
Aug 23	4:45 PM	15 min	108,645.35	28309.05	0.00	0.00	0.00	0.00	41,218.87	9981.27	41,218.87	9981.27
Aug 23	5:00 PM	15 min	117,827.01	29883.09	0.00	0.00	0.00	0.00	38,631.28	9653.83	38,631.28	9653.83
Aug 23	5:15 PM	15 min	121,237.71	30472.63	0.00	0.00	0.00	0.00	38,599.35	9998.46	38,599.35	9998.46
Aug 23	5:30 PM	15 min	122,543.33	31329.79	0.00	0.00	0.00	0.00	41,388.32	9853.19	41,388.32	9853.19
Aug 23	5:45 PM	15 min	128,095.00	33826.39	0.00	0.00	0.00	0.00	37,437.17	7737.89	37,437.17	7737.89
Aug 23	6:00 PM	15 min	142,516.15	35880.20	0.00	0.00	0.00	0.00	24,465.94	5977.90	24,465.94	5977.90
Aug 23	6:15 PM	15 min	144,525.44	37676.50	0.00	0.00	0.00	0.00	23,357.26	4486.05	23,357.26	4486.05
Aug 23	6:30 PM	15 min	156,886.57	40892.83	0.00	0.00	0.00	0.00	12,531.12	1580.99	12,531.12	1580.99
Aug 23	6:45 PM	6 min	170,256.03	42624.49	0.00	0.00	0.00	0.00	116.81	14.60	116.81	14.60
Aug 23	6:51 PM	0 min	170,739.88		0.00		0.00		0.00		0.00	

BLOCK 1 / 160 FOLSOM STREET

Quantitative Shading Calculations for Transbay Transit Center Park

Analysis Run: 10/12/2015

Technician: AP

EXAMPLE	Existing Shading	EXAMPLE	No new shading from Project / Project Alternative
		EXAMPLE	New Shading from Project / Project Alternative
EXAMPLE	No new shading from Project / Project Alternative + Cumulative		
EXAMPLE	New Shading from Project / Project Alternative + Cumulative		

Date	Start Time	Duration	Current Park Shading		New Shadow: Project @ 400'		New Shadow: Project @ 300'		New Shadow: Project @ 400' + Cumulative		New Shadow: Project @ 300' + Cumulative	
			Shadow Area (sf)	Shading (sfh)	Shadow Area (sf)	Shading (sfh)	Shadow Area (sf)	Shading (sfh)	Shadow Area (sf)	Shading (sfh)	Shadow Area (sf)	Shading (sfh)
Aug 30	7:38 AM	7 min	135,295.51	15535.33	0.00	0.00	0.00	0.00	17,844.06	2648.48	17,844.06	2648.48
Aug 30	7:45 AM	15 min	123,626.69	28571.38	0.00	536.01	0.00	0.00	26,297.31	8618.26	26,297.31	8618.26
Aug 30	8:00 AM	15 min	104,944.32	24473.76	4,238.04	536.22	0.00	0.00	42,648.74	11844.35	42,648.74	11844.35
Aug 30	8:15 AM	15 min	90,845.74	20857.24	1.74	0.22	0.00	0.00	52,106.03	13487.80	52,106.03	13487.80
Aug 30	8:30 AM	15 min	76,012.17	17235.83	0.00	0.00	0.00	0.00	55,796.38	13829.32	55,796.38	13829.32
Aug 30	8:45 AM	15 min	61,874.50	14149.82	0.00	0.00	0.00	0.00	54,838.15	12909.17	54,838.15	12909.17
Aug 30	9:00 AM	15 min	51,324.06	11921.42	0.00	0.00	0.00	0.00	48,435.20	12182.48	48,435.20	12182.48
Aug 30	9:15 AM	15 min	44,047.31	10398.56	0.00	0.00	0.00	0.00	49,024.62	12439.84	49,024.62	12439.84
Aug 30	9:30 AM	15 min	39,141.18	9202.55	0.00	0.00	0.00	0.00	50,494.08	12444.09	50,494.08	12444.09
Aug 30	9:45 AM	15 min	34,479.22	8103.10	0.00	0.00	0.00	0.00	49,058.61	11464.69	49,058.61	11464.69
Aug 30	10:00 AM	15 min	30,345.61	7125.85	0.00	0.00	0.00	0.00	42,658.90	9987.91	42,658.90	9987.91
Aug 30	10:15 AM	15 min	26,661.22	6230.35	0.00	0.00	0.00	0.00	37,244.38	8856.12	37,244.38	8856.12
Aug 30	10:30 AM	15 min	23,181.61	5292.33	0.00	0.00	0.00	0.00	33,604.56	7947.37	33,604.56	7947.37
Aug 30	10:45 AM	15 min	19,157.06	4182.09	0.00	0.00	0.00	0.00	29,974.36	7193.16	29,974.36	7193.16
Aug 30	11:00 AM	15 min	14,299.63	3049.93	0.00	0.00	0.00	0.00	27,570.88	6643.70	27,570.88	6643.70
Aug 30	11:15 AM	15 min	10,099.77	2106.08	0.00	0.00	0.00	0.00	25,578.70	6249.39	25,578.70	6249.39
Aug 30	11:30 AM	15 min	6,748.85	1437.65	0.00	0.00	0.00	0.00	24,416.40	6347.36	24,416.40	6347.36
Aug 30	11:45 AM	15 min	4,752.32	988.04	0.00	0.00	0.00	0.00	26,362.44	6872.37	26,362.44	6872.37
Aug 30	12:00 PM	15 min	3,152.00	637.68	0.00	0.00	0.00	0.00	28,616.53	7508.49	28,616.53	7508.49
Aug 30	12:15 PM	15 min	1,949.42	391.82	0.00	0.00	0.00	0.00	31,451.39	8212.07	31,451.39	8212.07
Aug 30	12:30 PM	15 min	1,185.15	223.51	0.00	0.00	0.00	0.00	34,245.15	8868.02	34,245.15	8868.02
Aug 30	12:45 PM	15 min	602.90	96.48	0.00	0.00	0.00	0.00	36,698.99	9199.88	36,698.99	9199.88
Aug 30	1:00 PM	15 min	168.92	21.23	0.00	0.00	0.00	0.00	36,900.01	8658.73	36,900.01	8658.73
Aug 30	1:15 PM	15 min	0.90	0.21	0.00	0.00	0.00	0.00	32,369.85	7177.91	32,369.85	7177.91
Aug 30	1:30 PM	15 min	0.81	0.19	0.00	0.00	0.00	0.00	25,053.42	5219.28	25,053.42	5219.28
Aug 30	1:45 PM	15 min	0.71	0.16	0.00	0.00	0.00	0.00	16,700.79	3233.63	16,700.79	3233.63
Aug 30	2:00 PM	15 min	0.58	0.13	0.00	0.00	0.00	0.00	9,168.28	1494.68	9,168.28	1494.68
Aug 30	2:15 PM	15 min	0.49	0.10	0.00	0.00	0.00	0.00	2,789.19	348.65	2,789.19	348.65
Aug 30	2:30 PM	15 min	0.32	0.07	0.00	0.00	0.00	0.00	0.00	0.00	0.00	0.00
Aug 30	2:45 PM	15 min	0.23	0.07	0.00	0.00	0.00	0.00	0.00	0.00	0.00	0.00
Aug 30	3:00 PM	15 min	0.33	0.10	0.00	0.00	0.00	0.00	0.00	904.71	0.00	904.71
Aug 30	3:15 PM	15 min	0.43	551.64	0.00	0.00	0.00	0.00	7,237.70	3137.20	7,237.70	3137.20
Aug 30	3:30 PM	15 min	4,412.73	2844.32	0.00	0.00	0.00	0.00	17,859.89	5806.36	17,859.89	5806.36
Aug 30	3:45 PM	15 min	18,341.82	7335.29	0.00	0.00	0.00	0.00	28,591.02	8079.22	28,591.02	8079.22
Aug 30	4:00 PM	15 min	40,340.47	13450.55	0.00	0.00	0.00	0.00	36,042.74	9366.57	36,042.74	9366.57
Aug 30	4:15 PM	15 min	67,263.97	19749.81	0.00	0.00	0.00	0.00	38,889.81	9781.27	38,889.81	9781.27
Aug 30	4:30 PM	15 min	90,734.53	25215.42	0.00	0.00	0.00	0.00	39,360.35	9762.72	39,360.35	9762.72
Aug 30	4:45 PM	15 min	110,988.81	28825.06	0.00	0.00	0.00	0.00	38,741.42	9537.58	38,741.42	9537.58
Aug 30	5:00 PM	15 min	119,611.65	30181.06	0.00	0.00	0.00	0.00	37,559.25	9282.51	37,559.25	9282.51
Aug 30	5:15 PM	15 min	121,836.85	30602.15	0.00	0.00	0.00	0.00	36,700.87	9549.58	36,700.87	9549.58
Aug 30	5:30 PM	15 min	122,980.38	32530.25	0.00	0.00	0.00	0.00	39,695.74	8374.86	39,695.74	8374.86
Aug 30	5:45 PM	15 min	137,261.65	36018.50	0.00	0.00	0.00	0.00	27,303.15	5327.47	27,303.15	5327.47
Aug 30	6:00 PM	15 min	150,886.35	38804.58	0.00	0.00	0.00	0.00	15,316.64	2926.69	15,316.64	2926.69
Aug 30	6:15 PM	15 min	159,550.25	39584.98	0.00	0.00	0.00	0.00	8,096.85	2479.92	8,096.85	2479.92
Aug 30	6:30 PM	11 min	157,129.58	31038.32	0.00	0.00	0.00	0.00	11,742.49	1123.45	11,742.49	1123.45
Aug 30	6:41 PM	0 min	169,589.54		0.00		0.00		83.30		83.30	

BLOCK 1 / 160 FOLSOM STREET

Quantitative Shading Calculations for Transbay Transit Center Park

Analysis Run: 10/12/2015

Technician: AP

EXAMPLE	Existing Shading
EXAMPLE	No new shading from Project / Project Alternative
EXAMPLE	New Shading from Project / Project Alternative
EXAMPLE	No new shading from Project / Project Alternative + Cumulative
EXAMPLE	New Shading from Project / Project Alternative + Cumulative

Date	Start Time	Duration	Current Park Shading		New Shadow: Project @ 400'		New Shadow: Project @ 300'		New Shadow: Project @ 400' + Cumulative		New Shadow: Project @ 300' + Cumulative	
			Shadow Area (sf)	Shading (sfh)	Shadow Area (sf)	Shading (sfh)	Shadow Area (sf)	Shading (sfh)	Shadow Area (sf)	Shading (sfh)	Shadow Area (sf)	Shading (sfh)
Sep 6	7:44 AM	1 min	136,883.41	2728.66	4,767.01	98.85	2,878.53	54.98	27,771.78	567.53	27,771.78	567.53
Sep 6	7:45 AM	15 min	135,982.76	30985.83	5,117.67	1832.82	2,619.17	327.40	28,981.30	9171.83	28,981.30	9171.83
Sep 6	8:00 AM	15 min	111,903.88	26404.07	9,544.85	1455.17	0.00	0.00	44,393.37	11630.11	44,393.37	11630.11
Sep 6	8:15 AM	15 min	99,328.68	23085.67	2,096.47	262.06	0.00	0.00	48,647.53	11925.35	48,647.53	11925.35
Sep 6	8:30 AM	15 min	85,356.67	19329.36	0.00	0.00	0.00	0.00	46,755.29	11691.70	46,755.29	11691.70
Sep 6	8:45 AM	15 min	69,278.18	15725.86	0.00	0.00	0.00	0.00	46,778.33	11658.17	46,778.33	11658.17
Sep 6	9:00 AM	15 min	56,528.70	13009.56	0.00	0.00	0.00	0.00	46,487.04	11934.49	46,487.04	11934.49
Sep 6	9:15 AM	15 min	47,547.75	11057.04	0.00	0.00	0.00	0.00	48,988.90	12496.30	48,988.90	12496.30
Sep 6	9:30 AM	15 min	40,908.60	9627.58	0.00	0.00	0.00	0.00	50,981.54	12737.41	50,981.54	12737.41
Sep 6	9:45 AM	15 min	36,112.03	8476.39	0.00	0.00	0.00	0.00	50,917.76	11863.82	50,917.76	11863.82
Sep 6	10:00 AM	15 min	31,699.10	7440.80	0.00	0.00	0.00	0.00	43,992.79	10358.09	43,992.79	10358.09
Sep 6	10:15 AM	15 min	27,827.31	6520.73	0.00	0.00	0.00	0.00	38,871.93	9186.96	38,871.93	9186.96
Sep 6	10:30 AM	15 min	24,338.50	5666.74	0.00	0.00	0.00	0.00	34,623.74	8062.28	34,623.74	8062.28
Sep 6	10:45 AM	15 min	20,995.38	4700.39	0.00	0.00	0.00	0.00	29,874.49	7016.23	29,874.49	7016.23
Sep 6	11:00 AM	15 min	16,607.74	3507.81	0.00	0.00	0.00	0.00	26,255.34	6397.73	26,255.34	6397.73
Sep 6	11:15 AM	15 min	11,454.75	2404.26	0.00	0.00	0.00	0.00	24,926.51	6332.96	24,926.51	6332.96
Sep 6	11:30 AM	15 min	7,779.37	1642.53	0.00	0.00	0.00	0.00	25,737.14	6697.04	25,737.14	6697.04
Sep 6	11:45 AM	15 min	5,360.91	1125.33	0.00	0.00	0.00	0.00	27,839.17	7285.91	27,839.17	7285.91
Sep 6	12:00 PM	15 min	3,641.74	749.37	0.00	0.00	0.00	0.00	30,448.15	8012.32	30,448.15	8012.32
Sep 6	12:15 PM	15 min	2,353.18	474.69	0.00	0.00	0.00	0.00	33,650.44	8829.20	33,650.44	8829.20
Sep 6	12:30 PM	15 min	1,444.35	279.14	0.00	0.00	0.00	0.00	36,983.19	9555.49	36,983.19	9555.49
Sep 6	12:45 PM	15 min	788.81	139.23	0.00	0.00	0.00	0.00	39,460.72	9822.11	39,460.72	9822.11
Sep 6	1:00 PM	15 min	325.07	42.43	0.00	0.00	0.00	0.00	39,116.13	9289.57	39,116.13	9289.57
Sep 6	1:15 PM	15 min	14.35	1.90	0.00	0.00	0.00	0.00	35,200.41	7881.61	35,200.41	7881.61
Sep 6	1:30 PM	15 min	0.88	0.20	0.00	0.00	0.00	0.00	27,852.47	5914.26	27,852.47	5914.26
Sep 6	1:45 PM	15 min	0.76	0.18	0.00	0.00	0.00	0.00	19,461.65	3897.70	19,461.65	3897.70
Sep 6	2:00 PM	15 min	0.67	0.15	0.00	0.00	0.00	0.00	11,719.99	2073.28	11,719.99	2073.28
Sep 6	2:15 PM	15 min	0.54	0.12	0.00	0.00	0.00	0.00	4,866.22	636.65	4,866.22	636.65
Sep 6	2:30 PM	15 min	0.39	0.08	0.00	0.00	0.00	0.00	226.99	28.37	226.99	28.37
Sep 6	2:45 PM	15 min	0.28	0.08	0.00	0.00	0.00	0.00	0.00	0.00	0.00	0.00
Sep 6	3:00 PM	15 min	0.32	0.09	0.00	0.00	0.00	0.00	0.00	474.63	0.00	474.63
Sep 6	3:15 PM	15 min	0.38	392.79	0.00	0.00	0.00	0.00	3,797.01	2125.22	3,797.01	2125.22
Sep 6	3:30 PM	15 min	3,141.94	2416.38	0.00	0.00	0.00	0.00	13,204.73	4578.35	13,204.73	4578.35
Sep 6	3:45 PM	15 min	16,189.10	6924.23	0.00	0.00	0.00	0.00	23,422.10	6906.03	23,422.10	6906.03
Sep 6	4:00 PM	15 min	39,204.76	13385.11	0.00	0.00	0.00	0.00	31,826.17	8418.50	31,826.17	8418.50
Sep 6	4:15 PM	15 min	67,876.13	20149.69	0.00	0.00	0.00	0.00	35,521.83	8920.26	35,521.83	8920.26
Sep 6	4:30 PM	15 min	93,321.42	25918.26	0.00	0.00	0.00	0.00	35,840.22	8892.77	35,840.22	8892.77
Sep 6	4:45 PM	15 min	114,024.68	29470.75	0.00	0.00	0.00	0.00	35,301.97	8752.68	35,301.97	8752.68
Sep 6	5:00 PM	15 min	121,741.33	30569.42	0.00	0.00	0.00	0.00	34,719.51	8818.76	34,719.51	8818.76
Sep 6	5:15 PM	15 min	122,814.02	30810.95	0.00	0.00	0.00	0.00	35,830.57	9097.19	35,830.57	9097.19
Sep 6	5:30 PM	15 min	123,673.55	34158.35	0.00	0.00	0.00	0.00	36,946.97	6363.21	36,946.97	6363.21
Sep 6	5:45 PM	15 min	149,593.26	38434.44	0.00	0.00	0.00	0.00	13,958.69	2682.31	13,958.69	2682.31
Sep 6	6:00 PM	15 min	157,882.24	40603.69	0.00	0.00	0.00	0.00	7,499.75	937.47	7,499.75	937.47
Sep 6	6:15 PM	15 min	166,947.28	41568.66	0.00	0.00	0.00	0.00	0.00	334.63	0.00	334.63
Sep 6	6:30 PM	1 min	165,601.99	3321.94	0.00	0.00	0.00	0.00	2,677.07	44.48	2,677.07	44.48
Sep 6	6:31 PM	0 min	166,592.19		0.00		0.00		1,770.70		1,770.70	

BLOCK 1 / 160 FOLSOM STREET

Quantitative Shading Calculations for Transbay Transit Center Park

Analysis Run: 10/12/2015

Technician: AP

EXAMPLE	Existing Shading	EXAMPLE	No new shading from Project / Project Alternative	EXAMPLE	No new shading from Project / Project Alternative + Cumulative
		EXAMPLE	New Shading from Project / Project Alternative	EXAMPLE	New Shading from Project / Project Alternative + Cumulative

Date	Start Time	Duration	Current Park Shadine		New Shadow: Project @ 400'		New Shadow: Project @ 300'		New Shadow: Project @ 400' + Cumulative		New Shadow: Project @ 300' + Cumulative	
			Shadow Area (sf)	Shading (sfh)	Shadow Area (sf)	Shading (sfh)	Shadow Area (sf)	Shading (sfh)	Shadow Area (sf)	Shading (sfh)	Shadow Area (sf)	Shading (sfh)
Sep 13	7:50 AM	10 min	131,470.32	21301.32	8,247.31	1463.18	8,247.31	701.02	39,781.02	6948.54	39,781.02	6948.54
Sep 13	8:00 AM	15 min	119,133.40	27934.69	8,966.56	1462.43	0.00	0.00	41,966.51	10460.07	41,966.51	10460.07
Sep 13	8:15 AM	15 min	104,344.12	24545.49	2,732.90	341.61	0.00	0.00	41,714.07	10625.14	41,714.07	10625.14
Sep 13	8:30 AM	15 min	92,019.78	21089.28	0.00	0.00	0.00	0.00	43,287.09	10680.08	43,287.09	10680.08
Sep 13	8:45 AM	15 min	76,694.47	17416.42	0.00	0.00	0.00	0.00	42,153.56	10790.00	42,153.56	10790.00
Sep 13	9:00 AM	15 min	62,636.89	14321.92	0.00	0.00	0.00	0.00	44,166.48	11937.03	44,166.48	11937.03
Sep 13	9:15 AM	15 min	51,938.44	11984.80	0.00	0.00	0.00	0.00	51,329.77	12927.30	51,329.77	12927.30
Sep 13	9:30 AM	15 min	43,939.99	10212.39	0.00	0.00	0.00	0.00	52,088.67	12686.89	52,088.67	12686.89
Sep 13	9:45 AM	15 min	37,759.15	8864.58	0.00	0.00	0.00	0.00	49,406.49	11927.60	49,406.49	11927.60
Sep 13	10:00 AM	15 min	33,157.53	7773.38	0.00	0.00	0.00	0.00	46,014.31	10852.69	46,014.31	10852.69
Sep 13	10:15 AM	15 min	29,029.51	6792.52	0.00	0.00	0.00	0.00	40,807.22	9557.13	40,807.22	9557.13
Sep 13	10:30 AM	15 min	25,310.65	5874.57	0.00	0.00	0.00	0.00	35,649.81	8285.96	35,649.81	8285.96
Sep 13	10:45 AM	15 min	21,685.89	4936.14	0.00	0.00	0.00	0.00	30,637.89	7167.16	30,637.89	7167.16
Sep 13	11:00 AM	15 min	17,803.24	3843.05	0.00	0.00	0.00	0.00	26,699.41	6478.57	26,699.41	6478.57
Sep 13	11:15 AM	15 min	12,941.17	2753.68	0.00	0.00	0.00	0.00	25,129.12	6529.33	25,129.12	6529.33
Sep 13	11:30 AM	15 min	9,088.26	1900.86	0.00	0.00	0.00	0.00	27,105.52	7059.28	27,105.52	7059.28
Sep 13	11:45 AM	15 min	6,118.61	1269.20	0.00	0.00	0.00	0.00	29,368.69	7712.61	29,368.69	7712.61
Sep 13	12:00 PM	15 min	4,035.01	832.50	0.00	0.00	0.00	0.00	32,332.22	8526.89	32,332.22	8526.89
Sep 13	12:15 PM	15 min	2,624.97	526.57	0.00	0.00	0.00	0.00	35,882.94	9436.78	35,882.94	9436.78
Sep 13	12:30 PM	15 min	1,587.59	317.37	0.00	0.00	0.00	0.00	39,611.28	10203.31	39,611.28	10203.31
Sep 13	12:45 PM	15 min	951.36	175.67	0.00	0.00	0.00	0.00	42,015.19	10434.88	42,015.19	10434.88
Sep 13	1:00 PM	15 min	454.03	69.64	0.00	0.00	0.00	0.00	41,463.82	9922.27	41,463.82	9922.27
Sep 13	1:15 PM	15 min	103.08	13.01	0.00	0.00	0.00	0.00	37,914.37	8640.18	37,914.37	8640.18
Sep 13	1:30 PM	15 min	0.96	0.23	0.00	0.00	0.00	0.00	31,207.08	6759.24	31,207.08	6759.24
Sep 13	1:45 PM	15 min	0.87	0.20	0.00	0.00	0.00	0.00	22,866.86	4710.97	22,866.86	4710.97
Sep 13	2:00 PM	15 min	0.74	0.17	0.00	0.00	0.00	0.00	14,820.93	2798.20	14,820.93	2798.20
Sep 13	2:15 PM	15 min	0.60	0.13	0.00	0.00	0.00	0.00	7,564.67	1131.50	7,564.67	1131.50
Sep 13	2:30 PM	15 min	0.48	0.10	0.00	0.00	0.00	0.00	1,487.30	185.91	1,487.30	185.91
Sep 13	2:45 PM	15 min	0.34	0.08	0.00	0.00	0.00	0.00	0.00	0.00	0.00	0.00
Sep 13	3:00 PM	15 min	0.29	0.20	0.00	0.00	0.00	0.00	0.00	126.65	0.00	126.65
Sep 13	3:15 PM	15 min	1.34	197.83	0.00	0.00	0.00	0.00	1,013.22	1255.22	1,013.22	1255.22
Sep 13	3:30 PM	15 min	1,581.32	1942.69	0.00	0.00	0.00	0.00	9,028.55	3458.58	9,028.55	3458.58
Sep 13	3:45 PM	15 min	13,960.18	6508.66	0.00	0.00	0.00	0.00	18,640.06	5682.26	18,640.06	5682.26
Sep 13	4:00 PM	15 min	38,109.11	13400.26	0.00	0.00	0.00	0.00	26,818.04	7302.79	26,818.04	7302.79
Sep 13	4:15 PM	15 min	69,092.93	20794.98	0.00	0.00	0.00	0.00	31,604.26	7925.94	31,604.26	7925.94
Sep 13	4:30 PM	15 min	97,266.88	26868.89	0.00	0.00	0.00	0.00	31,803.28	7819.16	31,803.28	7819.16
Sep 13	4:45 PM	15 min	117,684.23	30216.07	0.00	0.00	0.00	0.00	30,749.97	7686.25	30,749.97	7686.25
Sep 13	5:00 PM	15 min	124,044.33	31056.57	0.00	0.00	0.00	0.00	30,740.00	8020.41	30,740.00	8020.41
Sep 13	5:15 PM	15 min	124,408.21	31487.00	0.00	0.00	0.00	0.00	33,423.29	8155.49	33,423.29	8155.49
Sep 13	5:30 PM	15 min	127,487.78	34826.18	0.00	0.00	0.00	0.00	31,820.67	5398.79	31,820.67	5398.79
Sep 13	5:45 PM	15 min	151,121.67	39433.71	0.00	0.00	0.00	0.00	11,369.65	1437.86	11,369.65	1437.86
Sep 13	6:00 PM	15 min	164,347.98	41317.37	0.00	0.00	0.00	0.00	133.19	16.65	133.19	16.65
Sep 13	6:15 PM	5 min	166,190.95	14979.78	0.00	0.00	0.00	0.00	0.00	0.00	0.00	0.00
Sep 13	6:20 PM	0 min	166,693.10		0.00		0.00		0.00		0.00	

BLOCK 1 / 160 FOLSOM STREET

Quantitative Shading Calculations for Transbay Transit Center Park

Analysis Run: 10/12/2015

Technician: AP

EXAMPLE	Existing Shading
EXAMPLE	No new shading from Project / Project Alternative
EXAMPLE	New Shading from Project / Project Alternative
EXAMPLE	No new shading from Project / Project Alternative + Cumulative
EXAMPLE	New Shading from Project / Project Alternative + Cumulative

Date	Start Time	Duration	Current Park Shading		New Shadow: Project @ 400'		New Shadow: Project @ 300'		New Shadow: Project @ 400' + Cumulative		New Shadow: Project @ 300' + Cumulative	
			Shadow Area (sf)	Shading (sfh)	Shadow Area (sf)	Shading (sfh)	Shadow Area (sf)	Shading (sfh)	Shadow Area (sf)	Shading (sfh)	Shadow Area (sf)	Shading (sfh)
Sep 20	7:56 AM	5 min	119,457.69	9427.65	6,706.66	464.81	4,899.33	250.89	42,686.01	3511.68	42,686.01	3511.68
Sep 20	8:00 AM	15 min	116,233.46	27591.31	4,913.54	659.89	1,372.82	171.60	45,106.06	10623.15	45,106.06	10623.15
Sep 20	8:15 AM	15 min	104,497.01	24876.90	365.62	35.70	0.00	0.00	39,879.15	10249.61	39,879.15	10249.61
Sep 20	8:30 AM	15 min	94,518.19	22032.02	0.00	0.00	0.00	0.00	42,117.75	11140.38	42,117.75	11140.38
Sep 20	8:45 AM	15 min	81,737.99	18806.06	0.00	0.00	0.00	0.00	47,005.29	11888.11	47,005.29	11888.11
Sep 20	9:00 AM	15 min	68,710.52	15673.61	0.00	0.00	0.00	0.00	48,099.58	12613.93	48,099.58	12613.93
Sep 20	9:15 AM	15 min	56,678.32	13009.90	0.00	0.00	0.00	0.00	52,811.87	13603.19	52,811.87	13603.19
Sep 20	9:30 AM	15 min	47,400.90	10953.70	0.00	0.00	0.00	0.00	56,013.67	13117.57	56,013.67	13117.57
Sep 20	9:45 AM	15 min	40,228.66	9349.66	0.00	0.00	0.00	0.00	48,926.89	11866.40	48,926.89	11866.40
Sep 20	10:00 AM	15 min	34,568.63	8107.86	0.00	0.00	0.00	0.00	46,004.33	11093.86	46,004.33	11093.86
Sep 20	10:15 AM	15 min	30,294.23	7050.30	0.00	0.00	0.00	0.00	42,746.58	9941.90	42,746.58	9941.90
Sep 20	10:30 AM	15 min	26,108.15	6008.44	0.00	0.00	0.00	0.00	36,788.59	8589.87	36,788.59	8589.87
Sep 20	10:45 AM	15 min	21,959.35	4974.19	0.00	0.00	0.00	0.00	31,930.35	7526.32	31,930.35	7526.32
Sep 20	11:00 AM	15 min	17,834.19	4054.84	0.00	0.00	0.00	0.00	28,280.24	6991.05	28,280.24	6991.05
Sep 20	11:15 AM	15 min	14,604.54	3139.44	0.00	0.00	0.00	0.00	27,648.17	7004.52	27,648.17	7004.52
Sep 20	11:30 AM	15 min	10,510.97	2198.47	0.00	0.00	0.00	0.00	28,388.00	7403.36	28,388.00	7403.36
Sep 20	11:45 AM	15 min	7,076.81	1446.25	0.00	0.00	0.00	0.00	30,838.88	8124.69	30,838.88	8124.69
Sep 20	12:00 PM	15 min	4,493.21	903.24	0.00	0.00	0.00	0.00	34,158.61	9028.38	34,158.61	9028.38
Sep 20	12:15 PM	15 min	2,732.74	558.99	0.00	0.00	0.00	0.00	38,068.43	10011.47	38,068.43	10011.47
Sep 20	12:30 PM	15 min	1,739.19	352.08	0.00	0.00	0.00	0.00	42,023.36	10784.00	42,023.36	10784.00
Sep 20	12:45 PM	15 min	1,077.47	202.99	0.00	0.00	0.00	0.00	44,248.64	11007.67	44,248.64	11007.67
Sep 20	1:00 PM	15 min	546.49	89.32	0.00	0.00	0.00	0.00	43,812.71	10545.49	43,812.71	10545.49
Sep 20	1:15 PM	15 min	168.08	21.27	0.00	0.00	0.00	0.00	40,551.20	9441.07	40,551.20	9441.07
Sep 20	1:30 PM	15 min	2.08	0.38	0.00	0.00	0.00	0.00	34,977.33	7752.54	34,977.33	7752.54
Sep 20	1:45 PM	15 min	0.94	0.22	0.00	0.00	0.00	0.00	27,042.96	5731.63	27,042.96	5731.63
Sep 20	2:00 PM	15 min	0.82	0.19	0.00	0.00	0.00	0.00	18,810.10	3719.14	18,810.10	3719.14
Sep 20	2:15 PM	15 min	0.69	0.16	0.00	0.00	0.00	0.00	10,943.06	1831.98	10,943.06	1831.98
Sep 20	2:30 PM	15 min	0.57	0.12	0.00	0.00	0.00	0.00	3,712.78	464.10	3,712.78	464.10
Sep 20	2:45 PM	15 min	0.41	0.60	0.00	0.00	0.00	0.00	0.00	0.00	0.00	0.00
Sep 20	3:00 PM	15 min	4.35	4.24	0.00	0.00	0.00	0.00	0.00	0.00	0.00	0.00
Sep 20	3:15 PM	15 min	29.58	33.93	0.00	0.00	0.00	0.00	0.00	689.71	0.00	689.71
Sep 20	3:30 PM	15 min	241.83	1530.60	0.00	0.00	0.00	0.00	5,517.67	2470.15	5,517.67	2470.15
Sep 20	3:45 PM	15 min	12,002.99	6136.18	0.00	0.00	0.00	0.00	14,243.50	4505.29	14,243.50	4505.29
Sep 20	4:00 PM	15 min	37,086.46	13502.86	0.00	0.00	0.00	0.00	21,798.80	6062.57	21,798.80	6062.57
Sep 20	4:15 PM	15 min	70,936.38	21578.99	0.00	0.00	0.00	0.00	26,701.75	6704.89	26,701.75	6704.89
Sep 20	4:30 PM	15 min	101,695.57	27962.15	0.00	0.00	0.00	0.00	26,937.40	6538.98	26,937.40	6538.98
Sep 20	4:45 PM	15 min	122,001.65	31040.67	0.00	0.00	0.00	0.00	25,374.46	6463.19	25,374.46	6463.19
Sep 20	5:00 PM	15 min	126,323.72	31586.87	0.00	0.00	0.00	0.00	26,331.05	7011.40	26,331.05	7011.40
Sep 20	5:15 PM	15 min	126,371.27	32023.20	0.00	0.00	0.00	0.00	29,760.14	7360.20	29,760.14	7360.20
Sep 20	5:30 PM	15 min	129,814.32	34906.10	0.00	0.00	0.00	0.00	29,121.49	5135.69	29,121.49	5135.69
Sep 20	5:45 PM	15 min	149,434.49	39149.24	0.00	0.00	0.00	0.00	11,964.05	1495.51	11,964.05	1495.51
Sep 20	6:00 PM	9 min	163,759.41	24760.56	0.00	0.00	0.00	0.00	0.00	0.00	0.00	0.00
Sep 20	6:09 PM	0 min	166,381.45		0.00		0.00		0.00		0.00	

BLOCK 1 / 160 FOLSOM STREET

Quantitative Shading Calculations for Transbay Transit Center Park

Analysis Run: 10/12/2015

Technician: AP

EXAMPLE	Existing Shading	EXAMPLE	No new shading from Project / Project Alternative
		EXAMPLE	New Shading from Project / Project Alternative
EXAMPLE	No new shading from Project / Project Alternative + Cumulative		
EXAMPLE	New Shading from Project / Project Alternative + Cumulative		

Date	Start Time	Duration	Current Park Shading		New Shadow: Project @ 400'		New Shadow: Project @ 300'		New Shadow: Project @ 400' + Cumulative		New Shadow: Project @ 300' + Cumulative	
			Shadow Area (sf)	Shading (sfh)	Shadow Area (sf)	Shading (sfh)	Shadow Area (sf)	Shading (sfh)	Shadow Area (sf)	Shading (sfh)	Shadow Area (sf)	Shading (sfh)
Sep 27	8:02 AM	13 min	116,856.20	24575.08	40.99	4.51	0.00	0.00	45,998.19	9979.64	45,998.19	9979.64
Sep 27	8:15 AM	15 min	106,553.65	25208.18	0.00	0.00	0.00	0.00	44,725.81	11145.28	44,725.81	11145.28
Sep 27	8:30 AM	15 min	95,111.81	22487.95	0.00	0.00	0.00	0.00	44,436.45	12110.30	44,436.45	12110.30
Sep 27	8:45 AM	15 min	84,791.78	19732.22	0.00	0.00	0.00	0.00	52,445.98	13875.44	52,445.98	13875.44
Sep 27	9:00 AM	15 min	73,065.99	16832.41	0.00	0.00	0.00	0.00	58,557.55	14194.39	58,557.55	14194.39
Sep 27	9:15 AM	15 min	61,593.31	14092.22	0.00	0.00	0.00	0.00	54,997.60	13772.11	54,997.60	13772.11
Sep 27	9:30 AM	15 min	51,144.45	11770.91	0.00	0.00	0.00	0.00	55,179.28	13734.54	55,179.28	13734.54
Sep 27	9:45 AM	15 min	43,022.85	9955.91	0.00	0.00	0.00	0.00	54,697.08	12980.84	54,697.08	12980.84
Sep 27	10:00 AM	15 min	36,624.40	8500.95	0.00	0.00	0.00	0.00	49,149.63	11402.43	49,149.63	11402.43
Sep 27	10:15 AM	15 min	31,383.17	7259.82	0.00	0.00	0.00	0.00	42,069.84	10052.57	42,069.84	10052.57
Sep 27	10:30 AM	15 min	26,695.43	6119.92	0.00	0.00	0.00	0.00	38,350.73	9020.67	38,350.73	9020.67
Sep 27	10:45 AM	15 min	22,263.97	5111.66	0.00	0.00	0.00	0.00	33,814.65	8189.19	33,814.65	8189.19
Sep 27	11:00 AM	15 min	18,629.31	4254.22	0.00	0.00	0.00	0.00	31,698.86	7853.48	31,698.86	7853.48
Sep 27	11:15 AM	15 min	15,404.44	3421.05	0.00	0.00	0.00	0.00	31,128.99	7738.00	31,128.99	7738.00
Sep 27	11:30 AM	15 min	11,963.95	2513.22	0.00	0.00	0.00	0.00	30,774.99	7879.79	30,774.99	7879.79
Sep 27	11:45 AM	15 min	8,141.78	1656.02	0.00	0.00	0.00	0.00	32,263.34	8512.99	32,263.34	8512.99
Sep 27	12:00 PM	15 min	5,106.37	1012.96	0.00	0.00	0.00	0.00	35,840.54	9484.21	35,840.54	9484.21
Sep 27	12:15 PM	15 min	2,997.33	606.08	0.00	0.00	0.00	0.00	40,033.11	10509.70	40,033.11	10509.70
Sep 27	12:30 PM	15 min	1,851.33	376.52	0.00	0.00	0.00	0.00	44,044.47	11254.45	44,044.47	11254.45
Sep 27	12:45 PM	15 min	1,160.85	219.93	0.00	0.00	0.00	0.00	45,991.10	11494.26	45,991.10	11494.26
Sep 27	1:00 PM	15 min	598.58	99.68	0.00	0.00	0.00	0.00	45,962.94	11190.34	45,962.94	11190.34
Sep 27	1:15 PM	15 min	198.83	25.07	0.00	0.00	0.00	0.00	43,559.74	10292.95	43,559.74	10292.95
Sep 27	1:30 PM	15 min	1.74	0.34	0.00	0.00	0.00	0.00	38,783.86	8863.83	38,783.86	8863.83
Sep 27	1:45 PM	15 min	1.01	0.24	0.00	0.00	0.00	0.00	32,126.80	6969.68	32,126.80	6969.68
Sep 27	2:00 PM	15 min	0.92	0.21	0.00	0.00	0.00	0.00	23,630.66	4836.88	23,630.66	4836.88
Sep 27	2:15 PM	15 min	0.76	0.17	0.00	0.00	0.00	0.00	15,064.34	2744.54	15,064.34	2744.54
Sep 27	2:30 PM	15 min	0.63	1.47	0.00	0.00	0.00	0.00	6,892.01	920.87	6,892.01	920.87
Sep 27	2:45 PM	15 min	11.17	6.26	0.00	0.00	0.00	0.00	474.92	59.37	474.92	59.37
Sep 27	3:00 PM	15 min	38.89	13.65	0.00	0.00	0.00	0.00	0.00	0.00	0.00	0.00
Sep 27	3:15 PM	15 min	70.35	23.32	0.00	0.00	0.00	0.00	0.00	329.36	0.00	329.36
Sep 27	3:30 PM	15 min	116.22	1242.20	0.00	0.00	0.00	0.00	2,634.90	1606.37	2,634.90	1606.37
Sep 27	3:45 PM	15 min	9,821.41	5690.84	0.00	0.00	0.00	0.00	10,216.08	3433.26	10,216.08	3433.26
Sep 27	4:00 PM	15 min	35,705.28	13574.72	0.00	0.00	0.00	0.00	17,249.99	4741.44	17,249.99	4741.44
Sep 27	4:15 PM	15 min	72,892.49	22439.46	0.00	0.00	0.00	0.00	20,681.53	5195.85	20,681.53	5195.85
Sep 27	4:30 PM	15 min	106,623.20	29104.47	0.00	0.00	0.00	0.00	20,885.24	5013.84	20,885.24	5013.84
Sep 27	4:45 PM	15 min	126,212.56	31877.97	0.00	0.00	0.00	0.00	19,225.50	5078.55	19,225.50	5078.55
Sep 27	5:00 PM	15 min	128,811.21	32179.69	0.00	0.00	0.00	0.00	21,402.88	5879.83	21,402.88	5879.83
Sep 27	5:15 PM	15 min	128,626.35	32158.78	0.00	0.00	0.00	0.00	25,635.77	6809.05	25,635.77	6809.05
Sep 27	5:30 PM	15 min	128,643.93	35397.90	0.00	0.00	0.00	0.00	28,836.67	4403.75	28,836.67	4403.75
Sep 27	5:45 PM	13 min	154,539.26	35693.58	0.00	0.00	0.00	0.00	6,393.34	703.27	6,393.34	703.27
Sep 27	5:58 PM	0 min	169,947.82		0.00		0.00		0.00		0.00	

BLOCK 1 / 160 FOLSOM STREET

Quantitative Shading Calculations for Transbay Transit Center Park

Analysis Run: 10/12/2015

Technician: AP

EXAMPLE	Existing Shading
EXAMPLE	No new shading from Project / Project Alternative
EXAMPLE	New Shading from Project / Project Alternative
EXAMPLE	No new shading from Project / Project Alternative + Cumulative
EXAMPLE	New Shading from Project / Project Alternative + Cumulative

Date	Start Time	Duration	Current Park Shading		New Shadow: Project @ 400'		New Shadow: Project @ 300'		New Shadow: Project @ 400' + Cumulative		New Shadow: Project @ 300' + Cumulative	
			Shadow Area (sf)	Shading (sfh)	Shadow Area (sf)	Shading (sfh)	Shadow Area (sf)	Shading (sfh)	Shadow Area (sf)	Shading (sfh)	Shadow Area (sf)	Shading (sfh)
Oct 4	8:08 AM	7 min	126,258.92	15179.81	0.00	0.00	0.00	0.00	35,609.90	4229.76	35,609.90	4229.76
Oct 4	8:15 AM	15 min	126,737.98	28862.22	0.00	0.00	0.00	0.00	34,886.08	10018.74	34,886.08	10018.74
Oct 4	8:30 AM	15 min	104,159.74	23691.63	0.00	0.00	0.00	0.00	45,263.83	12703.38	45,263.83	12703.38
Oct 4	8:45 AM	15 min	85,373.28	20236.87	0.00	0.00	0.00	0.00	56,363.23	14642.54	56,363.23	14642.54
Oct 4	9:00 AM	15 min	76,521.67	17767.32	0.00	0.00	0.00	0.00	60,777.06	15083.36	60,777.06	15083.36
Oct 4	9:15 AM	15 min	65,616.85	15080.55	0.00	0.00	0.00	0.00	59,889.83	14715.39	59,889.83	14715.39
Oct 4	9:30 AM	15 min	55,027.53	12632.40	0.00	0.00	0.00	0.00	57,833.26	14489.39	57,833.26	14489.39
Oct 4	9:45 AM	15 min	46,031.65	10608.09	0.00	0.00	0.00	0.00	58,081.84	14111.94	58,081.84	14111.94
Oct 4	10:00 AM	15 min	38,833.03	8932.15	0.00	0.00	0.00	0.00	54,813.69	12476.95	54,813.69	12476.95
Oct 4	10:15 AM	15 min	32,624.15	7502.01	0.00	0.00	0.00	0.00	45,001.90	10422.26	45,001.90	10422.26
Oct 4	10:30 AM	15 min	27,391.91	6308.39	0.00	0.00	0.00	0.00	38,376.15	9367.19	38,376.15	9367.19
Oct 4	10:45 AM	15 min	23,075.22	5361.39	0.00	0.00	0.00	0.00	36,561.41	9029.23	36,561.41	9029.23
Oct 4	11:00 AM	15 min	19,815.92	4535.62	0.00	0.00	0.00	0.00	35,672.42	8802.61	35,672.42	8802.61
Oct 4	11:15 AM	15 min	16,469.08	3682.95	0.00	0.00	0.00	0.00	34,748.42	8604.28	34,748.42	8604.28
Oct 4	11:30 AM	15 min	12,994.55	2788.99	0.00	0.00	0.00	0.00	34,085.83	8553.54	34,085.83	8553.54
Oct 4	11:45 AM	15 min	9,317.38	1912.21	0.00	0.00	0.00	0.00	34,342.52	8964.13	34,342.52	8964.13
Oct 4	12:00 PM	15 min	5,980.32	1205.18	0.00	0.00	0.00	0.00	37,370.53	9870.12	37,370.53	9870.12
Oct 4	12:15 PM	15 min	3,661.11	720.59	0.00	0.00	0.00	0.00	41,590.45	10865.18	41,590.45	10865.18
Oct 4	12:30 PM	15 min	2,103.63	412.41	0.00	0.00	0.00	0.00	45,330.97	11577.75	45,330.97	11577.75
Oct 4	12:45 PM	15 min	1,195.61	226.44	0.00	0.00	0.00	0.00	47,291.04	11894.27	47,291.04	11894.27
Oct 4	1:00 PM	15 min	615.88	99.83	0.00	0.00	0.00	0.00	47,863.15	11817.37	47,863.15	11817.37
Oct 4	1:15 PM	15 min	182.78	23.03	0.00	0.00	0.00	0.00	46,675.85	11220.70	46,675.85	11220.70
Oct 4	1:30 PM	15 min	1.42	0.32	0.00	0.00	0.00	0.00	43,089.73	10069.10	43,089.73	10069.10
Oct 4	1:45 PM	15 min	1.14	0.27	0.00	0.00	0.00	0.00	37,463.06	8353.81	37,463.06	8353.81
Oct 4	2:00 PM	15 min	1.00	0.24	0.00	0.00	0.00	0.00	29,367.39	6203.74	29,367.39	6203.74
Oct 4	2:15 PM	15 min	0.89	2.43	0.00	0.00	0.00	0.00	20,262.54	3934.65	20,262.54	3934.65
Oct 4	2:30 PM	15 min	18.58	8.40	0.00	0.00	0.00	0.00	11,214.69	1806.77	11,214.69	1806.77
Oct 4	2:45 PM	15 min	48.60	15.86	0.00	0.00	0.00	0.00	3,239.49	404.94	3,239.49	404.94
Oct 4	3:00 PM	15 min	78.29	25.76	0.00	0.00	0.00	0.00	0.00	0.00	0.00	0.00
Oct 4	3:15 PM	15 min	127.82	40.11	0.00	0.00	0.00	0.00	0.00	67.72	0.00	67.72
Oct 4	3:30 PM	15 min	193.08	854.58	0.00	0.00	0.00	0.00	541.72	900.50	541.72	900.50
Oct 4	3:45 PM	15 min	6,643.53	5023.15	0.00	0.00	0.00	0.00	6,662.26	2449.97	6,662.26	2449.97
Oct 4	4:00 PM	15 min	33,541.68	13461.16	0.00	0.00	0.00	0.00	12,937.47	3430.56	12,937.47	3430.56
Oct 4	4:15 PM	15 min	74,147.61	23214.71	0.00	0.00	0.00	0.00	14,506.98	3483.31	14,506.98	3483.31
Oct 4	4:30 PM	15 min	111,570.09	30265.89	0.00	0.00	0.00	0.00	13,359.48	3103.74	13,359.48	3103.74
Oct 4	4:45 PM	15 min	130,557.00	32876.81	0.00	0.00	0.00	0.00	11,470.47	3382.79	11,470.47	3382.79
Oct 4	5:00 PM	15 min	132,457.49	33985.63	0.00	0.00	0.00	0.00	15,591.86	4381.90	15,591.86	4381.90
Oct 4	5:15 PM	15 min	139,427.56	34324.74	0.00	0.00	0.00	0.00	19,463.32	5090.53	19,463.32	5090.53
Oct 4	5:30 PM	15 min	135,170.39	37119.68	0.00	0.00	0.00	0.00	21,260.90	3113.97	21,260.90	3113.97
Oct 4	5:45 PM	3 min	161,787.07	8211.79	0.00	0.00	0.00	0.00	3,650.90	151.56	3,650.90	151.56
Oct 4	5:48 PM	0 min	166,684.65		0.00		0.00		2,411.61		2,411.61	

BLOCK 1 / 160 FOLSOM STREET

Quantitative Shading Calculations for Transbay Transit Center Park

Analysis Run: 10/12/2015

Technician: AP

EXAMPLE Existing Shading

EXAMPLE No new shading from Project / Project Alternative

EXAMPLE New Shading from Project / Project Alternative

EXAMPLE No new shading from Project / Project Alternative + Cumulative

EXAMPLE New Shading from Project / Project Alternative + Cumulative

Date	Start Time	Duration	Current Park Shading		New Shadow: Project @ 400'		New Shadow: Project @ 300'		New Shadow: Project @ 400' + Cumulative		New Shadow: Project @ 300' + Cumulative	
			Shadow Area (sf)	Shading (sfh)	Shadow Area (sf)	Shading (sfh)	Shadow Area (sf)	Shading (sfh)	Shadow Area (sf)	Shading (sfh)	Shadow Area (sf)	Shading (sfh)
Oct 11	8:15 AM	15 min	134,023.71	31339.80	0.00	0.00	0.00	0.00	25,883.15	7678.98	25,883.15	7678.98
Oct 11	8:30 AM	15 min	116,694.72	26456.55	0.00	0.00	0.00	0.00	35,548.72	10313.99	35,548.72	10313.99
Oct 11	8:45 AM	15 min	94,957.65	21641.55	0.00	0.00	0.00	0.00	46,963.17	13191.03	46,963.17	13191.03
Oct 11	9:00 AM	15 min	78,174.76	18430.25	0.00	0.00	0.00	0.00	58,565.10	15241.33	58,565.10	15241.33
Oct 11	9:15 AM	15 min	69,267.26	16007.56	0.00	0.00	0.00	0.00	63,365.52	15988.78	63,365.52	15988.78
Oct 11	9:30 AM	15 min	58,793.24	13495.08	0.00	0.00	0.00	0.00	64,544.71	15933.29	64,544.71	15933.29
Oct 11	9:45 AM	15 min	49,167.41	11265.66	0.00	0.00	0.00	0.00	62,921.62	15038.28	62,921.62	15038.28
Oct 11	10:00 AM	15 min	40,957.90	9393.05	0.00	0.00	0.00	0.00	57,384.65	13474.01	57,384.65	13474.01
Oct 11	10:15 AM	15 min	34,186.48	7842.12	0.00	0.00	0.00	0.00	50,407.40	11440.46	50,407.40	11440.46
Oct 11	10:30 AM	15 min	28,550.50	6660.09	0.00	0.00	0.00	0.00	41,116.26	10049.08	41,116.26	10049.08
Oct 11	10:45 AM	15 min	24,730.24	5757.38	0.00	0.00	0.00	0.00	39,276.42	9881.60	39,276.42	9881.60
Oct 11	11:00 AM	15 min	21,328.83	4897.52	0.00	0.00	0.00	0.00	39,776.42	9793.19	39,776.42	9793.19
Oct 11	11:15 AM	15 min	17,851.35	4018.18	0.00	0.00	0.00	0.00	38,569.10	9524.46	38,569.10	9524.46
Oct 11	11:30 AM	15 min	14,294.13	3120.14	0.00	0.00	0.00	0.00	37,626.58	9426.13	37,626.58	9426.13
Oct 11	11:45 AM	15 min	10,667.03	2253.26	0.00	0.00	0.00	0.00	37,782.45	9591.20	37,782.45	9591.20
Oct 11	12:00 PM	15 min	7,359.06	1511.69	0.00	0.00	0.00	0.00	38,947.19	10217.88	38,947.19	10217.88
Oct 11	12:15 PM	15 min	4,734.43	939.51	0.00	0.00	0.00	0.00	42,795.81	11097.48	42,795.81	11097.48
Oct 11	12:30 PM	15 min	2,781.64	513.73	0.00	0.00	0.00	0.00	45,984.00	11774.40	45,984.00	11774.40
Oct 11	12:45 PM	15 min	1,328.19	238.02	0.00	0.00	0.00	0.00	48,211.20	12223.70	48,211.20	12223.70
Oct 11	1:00 PM	15 min	575.94	92.48	0.00	0.00	0.00	0.00	49,578.40	12367.56	49,578.40	12367.56
Oct 11	1:15 PM	15 min	163.89	20.68	0.00	0.00	0.00	0.00	49,362.10	12078.94	49,362.10	12078.94
Oct 11	1:30 PM	15 min	1.51	0.35	0.00	0.00	0.00	0.00	47,269.42	11236.14	47,269.42	11236.14
Oct 11	1:45 PM	15 min	1.29	0.43	0.00	0.00	0.00	0.00	42,619.72	9808.93	42,619.72	9808.93
Oct 11	2:00 PM	15 min	2.15	3.52	0.00	0.00	0.00	0.00	35,851.75	7844.96	35,851.75	7844.96
Oct 11	2:15 PM	15 min	25.99	10.32	0.00	0.00	0.00	0.00	26,907.90	5504.97	26,907.90	5504.97
Oct 11	2:30 PM	15 min	56.60	18.18	0.00	0.00	0.00	0.00	17,131.83	3094.18	17,131.83	3094.18
Oct 11	2:45 PM	15 min	88.88	28.77	0.00	0.00	0.00	0.00	7,621.60	1017.98	7,621.60	1017.98
Oct 11	3:00 PM	15 min	141.31	43.11	0.00	0.00	0.00	0.00	522.24	65.28	522.24	65.28
Oct 11	3:15 PM	15 min	203.55	62.90	0.00	0.00	0.00	0.00	0.00	0.00	0.00	0.00
Oct 11	3:30 PM	15 min	299.67	461.35	0.00	0.00	0.00	0.00	0.00	459.94	0.00	459.94
Oct 11	3:45 PM	15 min	3,391.15	4306.09	0.00	0.00	0.00	0.00	3,679.52	1618.03	3,679.52	1618.03
Oct 11	4:00 PM	15 min	31,057.58	13099.05	0.00	0.00	0.00	0.00	9,264.69	2273.79	9,264.69	2273.79
Oct 11	4:15 PM	15 min	73,734.85	23860.97	0.00	0.00	0.00	0.00	8,925.64	1754.98	8,925.64	1754.98
Oct 11	4:30 PM	15 min	117,152.95	31371.46	0.00	0.00	0.00	0.00	5,114.22	1252.49	5,114.22	1252.49
Oct 11	4:45 PM	15 min	133,818.74	34524.55	0.00	0.00	0.00	0.00	4,905.69	1835.26	4,905.69	1835.26
Oct 11	5:00 PM	15 min	142,377.65	37718.69	0.00	0.00	0.00	0.00	9,776.38	1979.66	9,776.38	1979.66
Oct 11	5:15 PM	15 min	159,371.86	38238.61	0.00	0.00	0.00	0.00	6,060.92	2123.45	6,060.92	2123.45
Oct 11	5:30 PM	7 min	146,537.03	18033.78	0.00	0.00	0.00	0.00	10,926.69	979.32	10,926.69	979.32
Oct 11	5:37 PM	0 min	154,025.94		0.00		0.00		5,395.35		5,395.35	

BLOCK 1 / 160 FOLSOM STREET

Quantitative Shading Calculations for Transbay Transit Center Park

Analysis Run: 10/12/2015

Technician: AP

EXAMPLE	Existing Shading
EXAMPLE	No new shading from Project / Project Alternative
EXAMPLE	New Shading from Project / Project Alternative
EXAMPLE	No new shading from Project / Project Alternative + Cumulative
EXAMPLE	New Shading from Project / Project Alternative + Cumulative

Date	Start Time	Duration	Current Park Shading		New Shadow: Project @ 400'		New Shadow: Project @ 300'		New Shadow: Project @ 400' + Cumulative		New Shadow: Project @ 300' + Cumulative	
			Shadow Area (sf)	Shading (sfh)	Shadow Area (sf)	Shading (sfh)	Shadow Area (sf)	Shading (sfh)	Shadow Area (sf)	Shading (sfh)	Shadow Area (sf)	Shading (sfh)
Oct 18	8:21 AM	9 min	131,509.01	20618.29	0.00	0.00	0.00	0.00	22,401.53	3520.83	22,401.53	3520.83
Oct 18	8:30 AM	15 min	126,219.60	28667.44	0.00	0.00	0.00	0.00	21,608.87	7486.80	21,608.87	7486.80
Oct 18	8:45 AM	15 min	103,119.92	22840.46	0.00	0.00	0.00	0.00	38,285.57	12077.50	38,285.57	12077.50
Oct 18	9:00 AM	15 min	79,603.73	18845.69	0.00	0.00	0.00	0.00	58,334.46	15455.91	58,334.46	15455.91
Oct 18	9:15 AM	15 min	71,161.80	16691.43	0.00	0.00	0.00	0.00	65,312.82	16764.99	65,312.82	16764.99
Oct 18	9:30 AM	15 min	62,369.65	14328.27	0.00	0.00	0.00	0.00	68,807.08	17183.51	68,807.08	17183.51
Oct 18	9:45 AM	15 min	52,256.52	11942.85	0.00	0.00	0.00	0.00	68,661.03	16227.90	68,661.03	16227.90
Oct 18	10:00 AM	15 min	43,286.30	9905.02	0.00	0.00	0.00	0.00	61,162.19	14295.44	61,162.19	14295.44
Oct 18	10:15 AM	15 min	35,953.87	8291.61	0.00	0.00	0.00	0.00	53,201.32	12347.91	53,201.32	12347.91
Oct 18	10:30 AM	15 min	30,379.00	7135.54	0.00	0.00	0.00	0.00	45,581.96	10913.14	45,581.96	10913.14
Oct 18	10:45 AM	15 min	26,705.31	6236.83	0.00	0.00	0.00	0.00	41,723.14	10553.45	41,723.14	10553.45
Oct 18	11:00 AM	15 min	23,189.32	5346.97	0.00	0.00	0.00	0.00	42,704.46	10667.70	42,704.46	10667.70
Oct 18	11:15 AM	15 min	19,586.42	4439.63	0.00	0.00	0.00	0.00	42,637.13	10526.15	42,637.13	10526.15
Oct 18	11:30 AM	15 min	15,930.65	3527.26	0.00	0.00	0.00	0.00	41,572.09	10320.51	41,572.09	10320.51
Oct 18	11:45 AM	15 min	12,287.44	2674.74	0.00	0.00	0.00	0.00	40,991.98	10307.46	40,991.98	10307.46
Oct 18	12:00 PM	15 min	9,110.49	1922.09	0.00	0.00	0.00	0.00	41,467.71	10638.39	41,467.71	10638.39
Oct 18	12:15 PM	15 min	6,266.26	1254.35	0.00	0.00	0.00	0.00	43,639.42	11230.65	43,639.42	11230.65
Oct 18	12:30 PM	15 min	3,768.52	710.74	0.00	0.00	0.00	0.00	46,205.81	11851.87	46,205.81	11851.87
Oct 18	12:45 PM	15 min	1,917.39	318.94	0.00	0.00	0.00	0.00	48,609.12	12425.05	48,609.12	12425.05
Oct 18	1:00 PM	15 min	634.15	98.59	0.00	0.00	0.00	0.00	50,791.31	12779.77	50,791.31	12779.77
Oct 18	1:15 PM	15 min	154.60	19.56	0.00	0.00	0.00	0.00	51,446.87	12753.92	51,446.87	12753.92
Oct 18	1:30 PM	15 min	1.87	0.88	0.00	0.00	0.00	0.00	50,584.49	12293.47	50,584.49	12293.47
Oct 18	1:45 PM	15 min	5.15	4.80	0.00	0.00	0.00	0.00	47,763.28	11261.50	47,763.28	11261.50
Oct 18	2:00 PM	15 min	33.28	12.19	0.00	0.00	0.00	0.00	42,328.72	9692.75	42,328.72	9692.75
Oct 18	2:15 PM	15 min	64.23	20.38	0.00	0.00	0.00	0.00	35,213.28	7502.86	35,213.28	7502.86
Oct 18	2:30 PM	15 min	98.80	31.23	0.00	0.00	0.00	0.00	24,809.60	4811.20	24,809.60	4811.20
Oct 18	2:45 PM	15 min	151.06	45.70	0.00	0.00	0.00	0.00	13,679.97	2133.76	13,679.97	2133.76
Oct 18	3:00 PM	15 min	214.54	65.54	0.00	0.00	0.00	0.00	3,390.14	423.77	3,390.14	423.77
Oct 18	3:15 PM	15 min	309.81	165.70	0.00	0.00	0.00	0.00	0.00	0.00	0.00	0.00
Oct 18	3:30 PM	15 min	1,015.77	683.65	0.00	0.00	0.00	0.00	0.00	137.63	0.00	137.63
Oct 18	3:45 PM	15 min	4,453.44	4089.42	0.00	0.00	0.00	0.00	1,101.04	942.58	1,101.04	942.58
Oct 18	4:00 PM	15 min	28,261.91	12818.24	0.00	0.00	0.00	0.00	6,439.56	1287.16	6,439.56	1287.16
Oct 18	4:15 PM	15 min	74,283.99	25127.42	0.00	0.00	0.00	0.00	3,857.75	500.54	3,857.75	500.54
Oct 18	4:30 PM	15 min	126,735.40	32888.85	0.00	0.00	0.00	0.00	146.60	226.29	146.60	226.29
Oct 18	4:45 PM	15 min	136,375.42	35679.03	0.00	0.00	0.00	0.00	1,663.72	655.68	1,663.72	655.68
Oct 18	5:00 PM	15 min	149,056.85	40140.64	0.00	0.00	0.00	0.00	3,581.72	447.72	3,581.72	447.72
Oct 18	5:15 PM	13 min	172,068.25	36751.83	0.00	0.00	0.00	0.00	0.00	122.31	0.00	122.31
Oct 18	5:28 PM	0 min	162,039.29		0.00		0.00		1,111.88		1,111.88	

BLOCK 1 / 160 FOLSOM STREET

Quantitative Shading Calculations for Transbay Transit Center Park

Analysis Run: 10/12/2015

Technician: AP

EXAMPLE	Existing Shading	EXAMPLE	No new shading from Project / Project Alternative	EXAMPLE	No new shading from Project / Project Alternative + Cumulative
		EXAMPLE	New Shading from Project / Project Alternative	EXAMPLE	New Shading from Project / Project Alternative + Cumulative

Date	Start Time	Duration	Current Park Shading		New Shadow: Project @ 400'		New Shadow: Project @ 300'		New Shadow: Project @ 400' + Cumulative		New Shadow: Project @ 300' + Cumulative	
			Shadow Area (sf)	Shading (sfh)	Shadow Area (sf)	Shading (sfh)	Shadow Area (sf)	Shading (sfh)	Shadow Area (sf)	Shading (sfh)	Shadow Area (sf)	Shading (sfh)
Oct 25	8:28 AM	2 min	123,071.09	4856.57	0.00	0.00	0.00	0.00	26,866.15	1117.28	26,866.15	1117.28
Oct 25	8:30 AM	15 min	119,757.61	27434.39	0.00	0.00	0.00	0.00	28,997.67	9022.90	28,997.67	9022.90
Oct 25	8:45 AM	15 min	99,717.51	23718.51	0.00	0.00	0.00	0.00	43,185.52	11641.78	43,185.52	11641.78
Oct 25	9:00 AM	15 min	90,030.56	20172.75	0.00	0.00	0.00	0.00	49,948.68	14519.07	49,948.68	14519.07
Oct 25	9:15 AM	15 min	71,351.42	16974.93	0.00	0.00	0.00	0.00	66,203.89	17182.30	66,203.89	17182.30
Oct 25	9:30 AM	15 min	64,448.06	14981.21	0.00	0.00	0.00	0.00	71,254.49	17968.21	71,254.49	17968.21
Oct 25	9:45 AM	15 min	55,401.63	12666.36	0.00	0.00	0.00	0.00	72,491.17	17218.63	72,491.17	17218.63
Oct 25	10:00 AM	15 min	45,929.28	10486.80	0.00	0.00	0.00	0.00	65,257.89	14977.20	65,257.89	14977.20
Oct 25	10:15 AM	15 min	37,965.09	8870.31	0.00	0.00	0.00	0.00	54,559.71	12958.76	54,559.71	12958.76
Oct 25	10:30 AM	15 min	32,997.40	7757.22	0.00	0.00	0.00	0.00	49,110.40	11729.89	49,110.40	11729.89
Oct 25	10:45 AM	15 min	29,060.35	6795.31	0.00	0.00	0.00	0.00	44,728.69	11062.00	44,728.69	11062.00
Oct 25	11:00 AM	15 min	25,302.12	5872.79	0.00	0.00	0.00	0.00	43,767.29	11145.77	43,767.29	11145.77
Oct 25	11:15 AM	15 min	21,680.24	4951.66	0.00	0.00	0.00	0.00	45,398.83	11349.10	45,398.83	11349.10
Oct 25	11:30 AM	15 min	17,933.03	4029.22	0.00	0.00	0.00	0.00	45,393.94	11141.71	45,393.94	11141.71
Oct 25	11:45 AM	15 min	14,300.76	3163.90	0.00	0.00	0.00	0.00	43,739.76	10912.22	43,739.76	10912.22
Oct 25	12:00 PM	15 min	11,010.42	2376.96	0.00	0.00	0.00	0.00	43,558.00	11046.41	43,558.00	11046.41
Oct 25	12:15 PM	15 min	8,005.30	1655.46	0.00	0.00	0.00	0.00	44,813.26	11363.82	44,813.26	11363.82
Oct 25	12:30 PM	15 min	5,238.41	1014.13	0.00	0.00	0.00	0.00	46,097.26	11831.84	46,097.26	11831.84
Oct 25	12:45 PM	15 min	2,874.65	513.87	0.00	0.00	0.00	0.00	48,557.49	12454.64	48,557.49	12454.64
Oct 25	1:00 PM	15 min	1,236.32	183.50	0.00	0.00	0.00	0.00	51,079.64	12966.89	51,079.64	12966.89
Oct 25	1:15 PM	15 min	231.71	30.32	0.00	0.00	0.00	0.00	52,655.48	13209.78	52,655.48	13209.78
Oct 25	1:30 PM	15 min	10.82	6.21	0.00	0.00	0.00	0.00	53,022.79	13129.32	53,022.79	13129.32
Oct 25	1:45 PM	15 min	38.83	13.44	0.00	0.00	0.00	0.00	52,011.73	12628.80	52,011.73	12628.80
Oct 25	2:00 PM	15 min	68.69	21.83	0.00	0.00	0.00	0.00	49,018.71	11577.93	49,018.71	11577.93
Oct 25	2:15 PM	15 min	105.97	32.87	0.00	0.00	0.00	0.00	43,604.71	9720.17	43,604.71	9720.17
Oct 25	2:30 PM	15 min	156.96	47.01	0.00	0.00	0.00	0.00	34,156.67	7009.85	34,156.67	7009.85
Oct 25	2:45 PM	15 min	219.10	63.28	0.00	0.00	0.00	0.00	21,922.09	3957.00	21,922.09	3957.00
Oct 25	3:00 PM	15 min	287.11	198.75	0.00	0.00	0.00	0.00	9,733.91	1261.92	9,733.91	1261.92
Oct 25	3:15 PM	15 min	1,302.86	1000.38	0.00	0.00	0.00	0.00	361.48	45.18	361.48	45.18
Oct 25	3:30 PM	15 min	6,700.20	2180.21	0.00	0.00	0.00	0.00	0.00	0.36	0.00	0.36
Oct 25	3:45 PM	15 min	10,741.45	4644.27	0.00	0.00	0.00	0.00	2.86	464.35	2.86	464.35
Oct 25	4:00 PM	15 min	26,412.68	13255.88	0.00	0.00	0.00	0.00	3,711.90	635.39	3,711.90	635.39
Oct 25	4:15 PM	15 min	79,634.38	26872.56	0.00	0.00	0.00	0.00	1,371.20	171.40	1,371.20	171.40
Oct 25	4:30 PM	15 min	135,346.10	34449.94	0.00	0.00	0.00	0.00	0.00	0.00	0.00	0.00
Oct 25	4:45 PM	15 min	140,253.42	35968.98	0.00	0.00	0.00	0.00	0.00	0.00	0.00	0.00
Oct 25	5:00 PM	15 min	147,498.42	39449.99	0.00	0.00	0.00	0.00	0.00	0.00	0.00	0.00
Oct 25	5:15 PM	4 min	168,101.51	11850.29	0.00	0.00	0.00	0.00	0.00	0.00	0.00	0.00
Oct 25	5:19 PM	0 min	170,478.28		0.00		0.00		0.00		0.00	

BLOCK 1 / 160 FOLSOM STREET

Quantitative Shading Calculations for Transbay Transit Center Park

Analysis Run: 10/12/2015

Technician: AP

EXAMPLE	Existing Shading
EXAMPLE	No new shading from Project / Project Alternative
EXAMPLE	New Shading from Project / Project Alternative
EXAMPLE	No new shading from Project / Project Alternative + Cumulative
EXAMPLE	New Shading from Project / Project Alternative + Cumulative

Date	Start Time	Duration	Current Park Shading		New Shadow: Project @ 400'		New Shadow: Project @ 300'		New Shadow: Project @ 400' + Cumulative		New Shadow: Project @ 300' + Cumulative	
			Shadow Area (sf)	Shading (sfh)	Shadow Area (sf)	Shading (sfh)	Shadow Area (sf)	Shading (sfh)	Shadow Area (sf)	Shading (sfh)	Shadow Area (sf)	Shading (sfh)
Nov 1	8:35 AM	10 min	106,906.59	17641.68	0.00	0.00	0.00	0.00	40,633.83	7270.32	40,633.83	7270.32
Nov 1	8:45 AM	15 min	100,642.57	24254.36	0.00	0.00	0.00	0.00	44,899.37	11982.90	44,899.37	11982.90
Nov 1	9:00 AM	15 min	93,392.35	20975.23	0.00	0.00	0.00	0.00	50,963.81	14383.71	50,963.81	14383.71
Nov 1	9:15 AM	15 min	74,409.51	17449.74	0.00	0.00	0.00	0.00	64,105.88	16888.40	64,105.88	16888.40
Nov 1	9:30 AM	15 min	65,188.44	15386.37	0.00	0.00	0.00	0.00	71,001.30	17847.52	71,001.30	17847.52
Nov 1	9:45 AM	15 min	57,902.54	13370.17	0.00	0.00	0.00	0.00	71,778.83	17121.93	71,778.83	17121.93
Nov 1	10:00 AM	15 min	49,058.80	11227.76	0.00	0.00	0.00	0.00	65,196.60	15401.11	65,196.60	15401.11
Nov 1	10:15 AM	15 min	40,763.25	9598.69	0.00	0.00	0.00	0.00	58,012.26	13621.77	58,012.26	13621.77
Nov 1	10:30 AM	15 min	36,026.26	8476.54	0.00	0.00	0.00	0.00	50,961.92	12588.52	50,961.92	12588.52
Nov 1	10:45 AM	15 min	31,786.07	7445.76	0.00	0.00	0.00	0.00	49,746.23	12206.63	49,746.23	12206.63
Nov 1	11:00 AM	15 min	27,780.00	6465.11	0.00	0.00	0.00	0.00	47,906.81	11854.17	47,906.81	11854.17
Nov 1	11:15 AM	15 min	23,940.92	5520.61	0.00	0.00	0.00	0.00	46,926.53	11782.93	46,926.53	11782.93
Nov 1	11:30 AM	15 min	20,223.97	4592.36	0.00	0.00	0.00	0.00	47,336.94	11692.91	47,336.94	11692.91
Nov 1	11:45 AM	15 min	16,514.90	3695.17	0.00	0.00	0.00	0.00	46,206.37	11436.92	46,206.37	11436.92
Nov 1	12:00 PM	15 min	13,046.44	2863.21	0.00	0.00	0.00	0.00	45,289.02	11344.56	45,289.02	11344.56
Nov 1	12:15 PM	15 min	9,859.25	2107.14	0.00	0.00	0.00	0.00	45,467.45	11416.97	45,467.45	11416.97
Nov 1	12:30 PM	15 min	6,997.88	1430.46	0.00	0.00	0.00	0.00	45,868.30	11743.07	45,868.30	11743.07
Nov 1	12:45 PM	15 min	4,445.78	839.94	0.00	0.00	0.00	0.00	48,076.29	12344.11	48,076.29	12344.11
Nov 1	1:00 PM	15 min	2,273.74	386.99	0.00	0.00	0.00	0.00	50,676.62	12938.87	50,676.62	12938.87
Nov 1	1:15 PM	15 min	822.15	115.88	0.00	0.00	0.00	0.00	52,834.35	13416.30	52,834.35	13416.30
Nov 1	1:30 PM	15 min	104.86	22.20	0.00	0.00	0.00	0.00	54,496.06	13710.87	54,496.06	13710.87
Nov 1	1:45 PM	15 min	72.74	22.65	0.00	0.00	0.00	0.00	55,190.90	13710.30	55,190.90	13710.30
Nov 1	2:00 PM	15 min	108.48	33.61	0.00	0.00	0.00	0.00	54,491.50	13259.31	54,491.50	13259.31
Nov 1	2:15 PM	15 min	160.44	47.68	0.00	0.00	0.00	0.00	51,582.95	11997.06	51,582.95	11997.06
Nov 1	2:30 PM	15 min	221.03	63.58	0.00	0.00	0.00	0.00	44,393.55	9652.87	44,393.55	9652.87
Nov 1	2:45 PM	15 min	287.59	81.32	0.00	0.00	0.00	0.00	32,829.39	6467.14	32,829.39	6467.14
Nov 1	3:00 PM	15 min	362.94	611.66	0.00	0.00	0.00	0.00	18,907.70	3002.18	18,907.70	3002.18
Nov 1	3:15 PM	15 min	4,530.31	2152.36	0.00	0.00	0.00	0.00	5,109.72	638.72	5,109.72	638.72
Nov 1	3:30 PM	15 min	12,688.60	3950.48	0.00	0.00	0.00	0.00	0.00	0.00	0.00	0.00
Nov 1	3:45 PM	15 min	18,915.27	5570.01	0.00	0.00	0.00	0.00	0.00	157.35	0.00	157.35
Nov 1	4:00 PM	15 min	25,644.82	13417.32	0.00	0.00	0.00	0.00	1,258.82	157.35	1,258.82	157.35
Nov 1	4:15 PM	15 min	81,693.78	27954.14	0.00	0.00	0.00	0.00	0.00	0.00	0.00	0.00
Nov 1	4:30 PM	15 min	141,939.31	36030.90	0.00	0.00	0.00	0.00	0.00	0.00	0.00	0.00
Nov 1	4:45 PM	15 min	146,307.88	35888.67	0.00	0.00	0.00	0.00	0.00	0.00	0.00	0.00
Nov 1	5:00 PM	11 min	140,801.48	28221.38	0.00	0.00	0.00	0.00	0.00	0.00	0.00	0.00
Nov 1	5:11 PM	0 min	156,265.71		0.00		0.00		0.00		0.00	

BLOCK 1 / 160 FOLSOM STREET

Quantitative Shading Calculations for Transbay Transit Center Park

Analysis Run: 10/12/2015

Technician: AP

EXAMPLE	Existing Shading	EXAMPLE	No new shading from Project / Project Alternative
		EXAMPLE	New Shading from Project / Project Alternative
EXAMPLE	No new shading from Project / Project Alternative + Cumulative		
EXAMPLE	New Shading from Project / Project Alternative + Cumulative		

Date	Start Time	Duration	Current Park Shading		New Shadow: Project @ 400'		New Shadow: Project @ 300'		New Shadow: Project @ 400' + Cumulative		New Shadow: Project @ 300' + Cumulative	
			Shadow Area (sf)	Shading (sfh)	Shadow Area (sf)	Shading (sfh)	Shadow Area (sf)	Shading (sfh)	Shadow Area (sf)	Shading (sfh)	Shadow Area (sf)	Shading (sfh)
Nov 8	7:43 AM	2 min	102,945.38	4089.61	0.00	0.00	0.00	0.00	46,053.27	1862.69	46,053.27	1862.69
Nov 8	7:45 AM	15 min	101,535.08	24406.70	0.00	0.00	0.00	0.00	47,081.31	12642.39	47,081.31	12642.39
Nov 8	8:00 AM	15 min	93,718.49	21619.20	0.00	0.00	0.00	0.00	54,057.82	15526.57	54,057.82	15526.57
Nov 8	8:15 AM	15 min	79,235.10	18144.48	0.00	0.00	0.00	0.00	70,154.72	17605.14	70,154.72	17605.14
Nov 8	8:30 AM	15 min	65,920.71	15665.43	0.00	0.00	0.00	0.00	70,686.41	17268.48	70,686.41	17268.48
Nov 8	8:45 AM	15 min	59,402.75	13958.59	0.00	0.00	0.00	0.00	67,461.45	16461.18	67,461.45	16461.18
Nov 8	9:00 AM	15 min	52,266.01	12178.36	0.00	0.00	0.00	0.00	64,227.99	15767.76	64,227.99	15767.76
Nov 8	9:15 AM	15 min	45,160.85	10587.34	0.00	0.00	0.00	0.00	61,914.09	14406.00	61,914.09	14406.00
Nov 8	9:30 AM	15 min	39,537.91	9301.30	0.00	0.00	0.00	0.00	53,333.90	13105.64	53,333.90	13105.64
Nov 8	9:45 AM	15 min	34,872.45	8182.75	0.00	0.00	0.00	0.00	51,511.26	13222.62	51,511.26	13222.62
Nov 8	10:00 AM	15 min	30,589.56	7139.53	0.00	0.00	0.00	0.00	54,269.73	13504.08	54,269.73	13504.08
Nov 8	10:15 AM	15 min	26,526.65	6143.08	0.00	0.00	0.00	0.00	53,762.92	12827.09	53,762.92	12827.09
Nov 8	10:30 AM	15 min	22,617.98	5179.73	0.00	0.00	0.00	0.00	48,853.76	12040.75	48,853.76	12040.75
Nov 8	10:45 AM	15 min	18,819.88	4252.35	0.00	0.00	0.00	0.00	47,472.23	11778.32	47,472.23	11778.32
Nov 8	11:00 AM	15 min	15,198.92	3388.86	0.00	0.00	0.00	0.00	46,754.29	11584.81	46,754.29	11584.81
Nov 8	11:15 AM	15 min	11,911.97	2609.83	0.00	0.00	0.00	0.00	45,924.22	11421.66	45,924.22	11421.66
Nov 8	11:30 AM	15 min	8,966.69	1910.44	0.00	0.00	0.00	0.00	45,449.06	11606.37	45,449.06	11606.37
Nov 8	11:45 AM	15 min	6,316.84	1282.25	0.00	0.00	0.00	0.00	47,401.89	12156.44	47,401.89	12156.44
Nov 8	12:00 PM	15 min	3,941.13	733.91	0.00	0.00	0.00	0.00	49,849.60	12766.44	49,849.60	12766.44
Nov 8	12:15 PM	15 min	1,930.13	321.98	0.00	0.00	0.00	0.00	52,281.88	13386.75	52,281.88	13386.75
Nov 8	12:30 PM	15 min	645.75	99.71	0.00	0.00	0.00	0.00	54,812.10	13973.97	54,812.10	13973.97
Nov 8	12:45 PM	15 min	151.95	38.82	0.00	0.00	0.00	0.00	56,979.63	14372.47	56,979.63	14372.47
Nov 8	1:00 PM	15 min	158.59	47.23	0.00	0.00	0.00	0.00	58,000.12	14482.38	58,000.12	14482.38
Nov 8	1:15 PM	15 min	219.26	62.89	0.00	0.00	0.00	0.00	57,858.90	14021.34	57,858.90	14021.34
Nov 8	1:30 PM	15 min	283.87	80.08	0.00	0.00	0.00	0.00	54,311.85	12521.95	54,311.85	12521.95
Nov 8	1:45 PM	15 min	356.79	235.10	0.00	0.00	0.00	0.00	45,863.72	9586.26	45,863.72	9586.26
Nov 8	2:00 PM	15 min	1,524.02	1010.54	0.00	0.00	0.00	0.00	30,826.34	5656.72	30,826.34	5656.72
Nov 8	2:15 PM	15 min	6,560.33	2941.73	0.00	0.00	0.00	0.00	14,427.39	1848.50	14,427.39	1848.50
Nov 8	2:30 PM	15 min	16,973.49	5725.58	0.00	0.00	0.00	0.00	360.65	45.08	360.65	45.08
Nov 8	2:45 PM	15 min	28,831.15	7317.51	0.00	0.00	0.00	0.00	0.00	3.61	0.00	3.61
Nov 8	3:00 PM	15 min	29,708.94	13217.44	0.00	0.00	0.00	0.00	28.85	3.61	28.85	3.61
Nov 8	3:15 PM	15 min	76,030.57	27549.71	0.00	0.00	0.00	0.00	0.00	0.00	0.00	0.00
Nov 8	3:30 PM	15 min	144,367.12	37603.83	0.00	0.00	0.00	0.00	0.00	0.00	0.00	0.00
Nov 8	3:45 PM	15 min	156,463.51	37288.91	0.00	0.00	0.00	0.00	0.00	0.00	0.00	0.00
Nov 8	4:00 PM	4 min	141,847.76	9866.33	0.00	0.00	0.00	0.00	0.00	0.00	0.00	0.00
Nov 8	4:04 PM	0 min	140,047.26		0.00		0.00		0.00		0.00	

BLOCK 1 / 160 FOLSOM STREET

Quantitative Shading Calculations for Transbay Transit Center Park

Analysis Run: 10/12/2015

Technician: AP

EXAMPLE	Existing Shading
EXAMPLE	No new shading from Project / Project Alternative
EXAMPLE	New Shading from Project / Project Alternative
EXAMPLE	No new shading from Project / Project Alternative + Cumulative
EXAMPLE	New Shading from Project / Project Alternative + Cumulative

Date	Start Time	Duration	Current Park Shading		New Shadow: Project @ 400'		New Shadow: Project @ 300'		New Shadow: Project @ 400' + Cumulative		New Shadow: Project @ 300' + Cumulative	
			Shadow Area (sf)	Shading (sfh)	Shadow Area (sf)	Shading (sfh)	Shadow Area (sf)	Shading (sfh)	Shadow Area (sf)	Shading (sfh)	Shadow Area (sf)	Shading (sfh)
Nov 15	7:50 AM	10 min	98,249.14	16178.70	0.00	0.00	0.00	0.00	52,287.83	9416.49	52,287.83	9416.49
Nov 15	8:00 AM	15 min	92,088.50	21509.80	0.00	0.00	0.00	0.00	58,494.40	16613.10	58,494.40	16613.10
Nov 15	8:15 AM	15 min	79,989.88	18978.06	0.00	0.00	0.00	0.00	74,410.40	18434.53	74,410.40	18434.53
Nov 15	8:30 AM	15 min	71,834.63	16564.60	0.00	0.00	0.00	0.00	73,065.83	17187.61	73,065.83	17187.61
Nov 15	8:45 AM	15 min	60,682.18	14403.56	0.00	0.00	0.00	0.00	64,435.03	15862.68	64,435.03	15862.68
Nov 15	9:00 AM	15 min	54,546.28	13060.77	0.00	0.00	0.00	0.00	62,466.41	15733.85	62,466.41	15733.85
Nov 15	9:15 AM	15 min	49,939.86	11710.79	0.00	0.00	0.00	0.00	63,404.36	15410.53	63,404.36	15410.53
Nov 15	9:30 AM	15 min	43,746.43	10256.60	0.00	0.00	0.00	0.00	59,879.89	14064.71	59,879.89	14064.71
Nov 15	9:45 AM	15 min	38,306.37	8998.15	0.00	0.00	0.00	0.00	52,637.82	13460.12	52,637.82	13460.12
Nov 15	10:00 AM	15 min	33,678.81	7881.03	0.00	0.00	0.00	0.00	55,043.12	14358.48	55,043.12	14358.48
Nov 15	10:15 AM	15 min	29,369.41	6829.16	0.00	0.00	0.00	0.00	59,824.74	14085.07	59,824.74	14085.07
Nov 15	10:30 AM	15 min	25,263.85	5820.77	0.00	0.00	0.00	0.00	52,855.80	12604.81	52,855.80	12604.81
Nov 15	10:45 AM	15 min	21,302.33	4855.69	0.00	0.00	0.00	0.00	47,982.67	11932.52	47,982.67	11932.52
Nov 15	11:00 AM	15 min	17,543.20	3962.27	0.00	0.00	0.00	0.00	47,477.48	11725.74	47,477.48	11725.74
Nov 15	11:15 AM	15 min	14,154.92	3171.07	0.00	0.00	0.00	0.00	46,328.48	11416.05	46,328.48	11416.05
Nov 15	11:30 AM	15 min	11,213.65	2444.73	0.00	0.00	0.00	0.00	44,999.96	11453.96	44,999.96	11453.96
Nov 15	11:45 AM	15 min	8,344.17	1778.07	0.00	0.00	0.00	0.00	46,631.69	11943.34	46,631.69	11943.34
Nov 15	12:00 PM	15 min	5,880.42	1190.91	0.00	0.00	0.00	0.00	48,915.00	12527.13	48,915.00	12527.13
Nov 15	12:15 PM	15 min	3,646.82	673.89	0.00	0.00	0.00	0.00	51,302.04	13166.27	51,302.04	13166.27
Nov 15	12:30 PM	15 min	1,744.33	295.33	0.00	0.00	0.00	0.00	54,028.12	13892.00	54,028.12	13892.00
Nov 15	12:45 PM	15 min	618.34	105.81	0.00	0.00	0.00	0.00	57,107.87	14595.53	57,107.87	14595.53
Nov 15	1:00 PM	15 min	228.15	62.45	0.00	0.00	0.00	0.00	59,656.35	15178.04	59,656.35	15178.04
Nov 15	1:15 PM	15 min	271.44	76.69	0.00	0.00	0.00	0.00	61,767.94	15492.64	61,767.94	15492.64
Nov 15	1:30 PM	15 min	342.11	95.63	0.00	0.00	0.00	0.00	62,173.19	14898.40	62,173.19	14898.40
Nov 15	1:45 PM	15 min	422.95	285.26	0.00	0.00	0.00	0.00	57,014.03	12751.14	57,014.03	12751.14
Nov 15	2:00 PM	15 min	1,859.10	1156.08	0.00	0.00	0.00	0.00	44,995.10	8853.27	44,995.10	8853.27
Nov 15	2:15 PM	15 min	7,389.52	3255.23	0.00	0.00	0.00	0.00	25,831.06	3835.28	25,831.06	3835.28
Nov 15	2:30 PM	15 min	18,652.32	6782.89	0.00	0.00	0.00	0.00	4,851.19	606.40	4,851.19	606.40
Nov 15	2:45 PM	15 min	35,610.77	9759.68	0.00	0.00	0.00	0.00	0.00	0.00	0.00	0.00
Nov 15	3:00 PM	15 min	42,466.65	13833.61	0.00	0.00	0.00	0.00	0.00	0.00	0.00	0.00
Nov 15	3:15 PM	15 min	68,202.26	25852.39	0.00	0.00	0.00	0.00	0.00	0.00	0.00	0.00
Nov 15	3:30 PM	15 min	138,616.89	38556.95	0.00	0.00	0.00	0.00	0.00	0.00	0.00	0.00
Nov 15	3:45 PM	13 min	169,838.67	35318.93	0.00	0.00	0.00	0.00	0.00	0.00	0.00	0.00
Nov 15	3:58 PM	0 min	151,242.51		0.00		0.00		0.00		0.00	

BLOCK 1 / 160 FOLSOM STREET

Quantitative Shading Calculations for Transbay Transit Center Park

Analysis Run: 10/12/2015

Technician: AP

EXAMPLE	Existing Shading	EXAMPLE	No new shading from Project / Project Alternative
		EXAMPLE	New Shading from Project / Project Alternative
EXAMPLE	No new shading from Project / Project Alternative + Cumulative		
EXAMPLE	New Shading from Project / Project Alternative + Cumulative		

Date	Start Time	Duration	Current Park Shading		New Shadow: Project @ 400'		New Shadow: Project @ 300'		New Shadow: Project @ 400' + Cumulative		New Shadow: Project @ 300' + Cumulative	
			Shadow Area (sf)	Shading (sfh)	Shadow Area (sf)	Shading (sfh)	Shadow Area (sf)	Shading (sfh)	Shadow Area (sf)	Shading (sfh)	Shadow Area (sf)	Shading (sfh)
Nov 22	7:58 AM	2 min	95,040.60	3764.13	0.00	0.00	0.00	0.00	59,520.35	2431.07	59,520.35	2431.07
Nov 22	8:00 AM	15 min	93,165.98	21647.45	0.00	0.00	0.00	0.00	62,033.24	17156.99	62,033.24	17156.99
Nov 22	8:15 AM	15 min	80,013.63	19450.06	0.00	0.00	0.00	0.00	75,222.65	18446.02	75,222.65	18446.02
Nov 22	8:30 AM	15 min	75,586.85	18064.91	0.00	0.00	0.00	0.00	72,345.51	16214.44	72,345.51	16214.44
Nov 22	8:45 AM	15 min	68,932.47	15558.90	0.00	0.00	0.00	0.00	57,370.02	14876.78	57,370.02	14876.78
Nov 22	9:00 AM	15 min	55,538.74	13575.64	0.00	0.00	0.00	0.00	61,644.22	15566.62	61,644.22	15566.62
Nov 22	9:15 AM	15 min	53,066.40	12673.76	0.00	0.00	0.00	0.00	62,888.73	16005.89	62,888.73	16005.89
Nov 22	9:30 AM	15 min	48,323.67	11316.16	0.00	0.00	0.00	0.00	65,158.41	15692.48	65,158.41	15692.48
Nov 22	9:45 AM	15 min	42,205.63	9895.62	0.00	0.00	0.00	0.00	60,381.43	14390.03	60,381.43	14390.03
Nov 22	10:00 AM	15 min	36,959.29	8666.73	0.00	0.00	0.00	0.00	54,738.81	14251.17	54,738.81	14251.17
Nov 22	10:15 AM	15 min	32,374.55	7553.84	0.00	0.00	0.00	0.00	59,270.56	14406.94	59,270.56	14406.94
Nov 22	10:30 AM	15 min	28,056.19	6498.06	0.00	0.00	0.00	0.00	55,984.97	13091.67	55,984.97	13091.67
Nov 22	10:45 AM	15 min	23,928.26	5495.57	0.00	0.00	0.00	0.00	48,748.38	11966.66	48,748.38	11966.66
Nov 22	11:00 AM	15 min	20,036.30	4595.39	0.00	0.00	0.00	0.00	46,984.92	11680.78	46,984.92	11680.78
Nov 22	11:15 AM	15 min	16,726.86	3881.19	0.00	0.00	0.00	0.00	46,461.36	11390.79	46,461.36	11390.79
Nov 22	11:30 AM	15 min	14,322.63	3201.55	0.00	0.00	0.00	0.00	44,664.97	11309.13	44,664.97	11309.13
Nov 22	11:45 AM	15 min	11,289.77	2398.82	0.00	0.00	0.00	0.00	45,808.10	11720.30	45,808.10	11720.30
Nov 22	12:00 PM	15 min	7,900.78	1681.49	0.00	0.00	0.00	0.00	47,954.28	12273.96	47,954.28	12273.96
Nov 22	12:15 PM	15 min	5,551.17	1122.54	0.00	0.00	0.00	0.00	50,237.41	12883.08	50,237.41	12883.08
Nov 22	12:30 PM	15 min	3,429.17	635.14	0.00	0.00	0.00	0.00	52,827.25	13625.59	52,827.25	13625.59
Nov 22	12:45 PM	15 min	1,651.92	282.85	0.00	0.00	0.00	0.00	56,177.51	14473.88	56,177.51	14473.88
Nov 22	1:00 PM	15 min	610.86	116.42	0.00	0.00	0.00	0.00	59,613.57	15385.26	59,613.57	15385.26
Nov 22	1:15 PM	15 min	320.49	89.50	0.00	0.00	0.00	0.00	63,468.47	16241.27	63,468.47	16241.27
Nov 22	1:30 PM	15 min	395.51	109.47	0.00	0.00	0.00	0.00	66,461.69	16575.39	66,461.69	16575.39
Nov 22	1:45 PM	15 min	480.26	215.83	0.00	0.00	0.00	0.00	66,141.43	15465.04	66,141.43	15465.04
Nov 22	2:00 PM	15 min	1,246.37	1029.53	0.00	0.00	0.00	0.00	57,578.88	11583.38	57,578.88	11583.38
Nov 22	2:15 PM	15 min	6,989.86	3065.84	0.00	0.00	0.00	0.00	35,088.13	5931.04	35,088.13	5931.04
Nov 22	2:30 PM	15 min	17,536.90	6908.20	0.00	0.00	0.00	0.00	12,360.19	1545.02	12,360.19	1545.02
Nov 22	2:45 PM	15 min	37,728.72	11671.43	0.00	0.00	0.00	0.00	0.00	0.00	0.00	0.00
Nov 22	3:00 PM	15 min	55,642.72	14443.73	0.00	0.00	0.00	0.00	0.00	0.00	0.00	0.00
Nov 22	3:15 PM	15 min	59,907.13	23568.78	0.00	0.00	0.00	0.00	0.00	0.00	0.00	0.00
Nov 22	3:30 PM	15 min	128,643.08	37700.35	0.00	0.00	0.00	0.00	0.00	0.00	0.00	0.00
Nov 22	3:45 PM	9 min	172,959.74	25670.96	0.00	0.00	0.00	0.00	0.00	0.00	0.00	0.00
Nov 22	3:54 PM	0 min	169,319.76		0.00		0.00		0.00		0.00	

BLOCK 1 / 160 FOLSOM STREET

Quantitative Shading Calculations for Transbay Transit Center Park

Analysis Run: 10/12/2015

Technician: AP

EXAMPLE Existing Shading

EXAMPLE No new shading from Project / Project Alternative

EXAMPLE New Shading from Project / Project Alternative

EXAMPLE No new shading from Project / Project Alternative + Cumulative

EXAMPLE New Shading from Project / Project Alternative + Cumulative

Date	Start Time	Duration	Current Park Shading		New Shadow: Project @ 400'		New Shadow: Project @ 300'		New Shadow: Project @ 400' + Cumulative		New Shadow: Project @ 300' + Cumulative	
			Shadow Area (sf)	Shading (sfh)	Shadow Area (sf)	Shading (sfh)	Shadow Area (sf)	Shading (sfh)	Shadow Area (sf)	Shading (sfh)	Shadow Area (sf)	Shading (sfh)
Nov 29	8:05 AM	10 min	93,285.78	14656.35	0.00	0.00	0.00	0.00	64,133.17	11878.60	64,133.17	11878.60
Nov 29	8:15 AM	15 min	79,141.90	19568.53	0.00	0.00	0.00	0.00	75,615.06	17980.02	75,615.06	17980.02
Nov 29	8:30 AM	15 min	77,406.31	18334.93	0.00	0.00	0.00	0.00	68,225.08	15638.57	68,225.08	15638.57
Nov 29	8:45 AM	15 min	69,273.16	15928.21	0.00	0.00	0.00	0.00	56,883.45	14539.17	56,883.45	14539.17
Nov 29	9:00 AM	15 min	58,152.52	14144.91	0.00	0.00	0.00	0.00	59,429.91	15240.89	59,429.91	15240.89
Nov 29	9:15 AM	15 min	55,006.74	13337.78	0.00	0.00	0.00	0.00	62,497.25	15908.82	62,497.25	15908.82
Nov 29	9:30 AM	15 min	51,695.49	12249.18	0.00	0.00	0.00	0.00	64,773.31	16328.32	64,773.31	16328.32
Nov 29	9:45 AM	15 min	46,297.93	10841.05	0.00	0.00	0.00	0.00	65,853.26	15789.50	65,853.26	15789.50
Nov 29	10:00 AM	15 min	40,430.49	9478.60	0.00	0.00	0.00	0.00	60,462.75	14867.81	60,462.75	14867.81
Nov 29	10:15 AM	15 min	35,398.32	8282.14	0.00	0.00	0.00	0.00	58,479.74	14263.54	58,479.74	14263.54
Nov 29	10:30 AM	15 min	30,858.81	7177.04	0.00	0.00	0.00	0.00	55,628.59	13173.93	55,628.59	13173.93
Nov 29	10:45 AM	15 min	26,557.49	6134.77	0.00	0.00	0.00	0.00	49,762.88	12047.09	49,762.88	12047.09
Nov 29	11:00 AM	15 min	22,520.68	5345.86	0.00	0.00	0.00	0.00	46,613.88	11587.48	46,613.88	11587.48
Nov 29	11:15 AM	15 min	20,246.21	4766.99	0.00	0.00	0.00	0.00	46,085.99	11320.51	46,085.99	11320.51
Nov 29	11:30 AM	15 min	17,889.74	4091.88	0.00	0.00	0.00	0.00	44,478.13	11183.87	44,478.13	11183.87
Nov 29	11:45 AM	15 min	14,845.28	3251.08	0.00	0.00	0.00	0.00	44,992.83	11502.83	44,992.83	11502.83
Nov 29	12:00 PM	15 min	11,163.33	2325.37	0.00	0.00	0.00	0.00	47,029.78	12022.06	47,029.78	12022.06
Nov 29	12:15 PM	15 min	7,439.63	1581.85	0.00	0.00	0.00	0.00	49,146.67	12596.56	49,146.67	12596.56
Nov 29	12:30 PM	15 min	5,215.16	1053.01	0.00	0.00	0.00	0.00	51,625.81	13309.45	51,625.81	13309.45
Nov 29	12:45 PM	15 min	3,208.91	588.72	0.00	0.00	0.00	0.00	54,849.78	14154.71	54,849.78	14154.71
Nov 29	1:00 PM	15 min	1,500.81	260.41	0.00	0.00	0.00	0.00	58,387.93	15190.92	58,387.93	15190.92
Nov 29	1:15 PM	15 min	582.48	127.28	0.00	0.00	0.00	0.00	63,139.42	16393.84	63,139.42	16393.84
Nov 29	1:30 PM	15 min	435.80	120.32	0.00	0.00	0.00	0.00	68,011.27	17435.01	68,011.27	17435.01
Nov 29	1:45 PM	15 min	526.79	153.07	0.00	0.00	0.00	0.00	71,468.77	16947.64	71,468.77	16947.64
Nov 29	2:00 PM	15 min	697.76	735.95	0.00	0.00	0.00	0.00	64,112.32	13524.88	64,112.32	13524.88
Nov 29	2:15 PM	15 min	5,189.88	2594.25	0.00	0.00	0.00	0.00	44,086.76	8063.11	44,086.76	8063.11
Nov 29	2:30 PM	15 min	15,564.11	6341.62	0.00	0.00	0.00	0.00	20,418.11	2857.88	20,418.11	2857.88
Nov 29	2:45 PM	15 min	35,168.85	12196.99	0.00	0.00	0.00	0.00	2,444.94	305.62	2,444.94	305.62
Nov 29	3:00 PM	15 min	62,407.08	16229.56	0.00	0.00	0.00	0.00	0.00	0.00	0.00	0.00
Nov 29	3:15 PM	15 min	67,429.38	23257.53	0.00	0.00	0.00	0.00	0.00	0.00	0.00	0.00
Nov 29	3:30 PM	15 min	118,630.85	36442.78	0.00	0.00	0.00	0.00	0.00	0.00	0.00	0.00
Nov 29	3:45 PM	6 min	172,911.35	17296.08	0.00	0.00	0.00	0.00	0.00	0.00	0.00	0.00
Nov 29	3:51 PM	0 min	173,010.15		0.00		0.00		0.00		0.00	

BLOCK 1 / 160 FOLSOM STREET

Quantitative Shading Calculations for Transbay Transit Center Park

Analysis Run: 10/12/2015

Technician: AP

EXAMPLE	Existing Shading	EXAMPLE	No new shading from Project / Project Alternative
		EXAMPLE	New Shading from Project / Project Alternative
EXAMPLE	No new shading from Project / Project Alternative + Cumulative		
EXAMPLE	New Shading from Project / Project Alternative + Cumulative		

Date	Start Time	Duration	Current Park Shading		New Shadow: Project @ 400'		New Shadow: Project @ 300'		New Shadow: Project @ 400' + Cumulative		New Shadow: Project @ 300' + Cumulative	
			Shadow Area (sf)	Shading (sfh)	Shadow Area (sf)	Shading (sfh)	Shadow Area (sf)	Shading (sfh)	Shadow Area (sf)	Shading (sfh)	Shadow Area (sf)	Shading (sfh)
Dec 6	8:11 AM	5 min	90,636.21	7067.93	0.00	0.00	0.00	0.00	65,981.49	5417.46	65,981.49	5417.46
Dec 6	8:15 AM	15 min	86,061.97	20605.84	0.00	0.00	0.00	0.00	69,455.06	17010.12	69,455.06	17010.12
Dec 6	8:30 AM	15 min	78,784.72	18700.91	0.00	0.00	0.00	0.00	66,625.90	15234.37	66,625.90	15234.37
Dec 6	8:45 AM	15 min	70,822.58	16630.93	0.00	0.00	0.00	0.00	55,249.08	14215.57	55,249.08	14215.57
Dec 6	9:00 AM	15 min	62,224.87	14764.38	0.00	0.00	0.00	0.00	58,475.49	15072.63	58,475.49	15072.63
Dec 6	9:15 AM	15 min	55,890.17	13750.31	0.00	0.00	0.00	0.00	62,105.56	15770.94	62,105.56	15770.94
Dec 6	9:30 AM	15 min	54,112.30	13004.66	0.00	0.00	0.00	0.00	64,061.97	16324.91	64,061.97	16324.91
Dec 6	9:45 AM	15 min	49,924.99	11722.70	0.00	0.00	0.00	0.00	66,537.31	16517.97	66,537.31	16517.97
Dec 6	10:00 AM	15 min	43,856.63	10270.50	0.00	0.00	0.00	0.00	65,606.43	15747.45	65,606.43	15747.45
Dec 6	10:15 AM	15 min	38,307.36	8974.13	0.00	0.00	0.00	0.00	60,373.17	14482.46	60,373.17	14482.46
Dec 6	10:30 AM	15 min	33,485.71	7812.75	0.00	0.00	0.00	0.00	55,486.49	13205.01	55,486.49	13205.01
Dec 6	10:45 AM	15 min	29,016.27	6754.35	0.00	0.00	0.00	0.00	50,153.57	12077.42	50,153.57	12077.42
Dec 6	11:00 AM	15 min	25,018.54	6077.69	0.00	0.00	0.00	0.00	46,465.81	11543.35	46,465.81	11543.35
Dec 6	11:15 AM	15 min	23,602.97	5620.61	0.00	0.00	0.00	0.00	45,880.97	11275.59	45,880.97	11275.59
Dec 6	11:30 AM	15 min	21,361.90	4966.92	0.00	0.00	0.00	0.00	44,323.72	11069.49	44,323.72	11069.49
Dec 6	11:45 AM	15 min	18,373.47	4139.43	0.00	0.00	0.00	0.00	44,232.19	11301.23	44,232.19	11301.23
Dec 6	12:00 PM	15 min	14,742.01	3153.80	0.00	0.00	0.00	0.00	46,177.67	11792.82	46,177.67	11792.82
Dec 6	12:15 PM	15 min	10,488.38	2167.00	0.00	0.00	0.00	0.00	48,164.85	12335.30	48,164.85	12335.30
Dec 6	12:30 PM	15 min	6,847.64	1448.93	0.00	0.00	0.00	0.00	50,517.56	13008.76	50,517.56	13008.76
Dec 6	12:45 PM	15 min	4,743.78	942.32	0.00	0.00	0.00	0.00	53,552.52	13822.78	53,552.52	13822.78
Dec 6	1:00 PM	15 min	2,794.78	501.83	0.00	0.00	0.00	0.00	57,029.74	14827.51	57,029.74	14827.51
Dec 6	1:15 PM	15 min	1,219.85	219.15	0.00	0.00	0.00	0.00	61,590.31	16127.16	61,590.31	16127.16
Dec 6	1:30 PM	15 min	533.38	136.01	0.00	0.00	0.00	0.00	67,426.99	17573.67	67,426.99	17573.67
Dec 6	1:45 PM	15 min	554.71	151.83	0.00	0.00	0.00	0.00	73,162.40	17726.59	73,162.40	17726.59
Dec 6	2:00 PM	15 min	659.90	500.74	0.00	0.00	0.00	0.00	68,650.33	15102.19	68,650.33	15102.19
Dec 6	2:15 PM	15 min	3,346.06	2017.56	0.00	0.00	0.00	0.00	52,167.22	10093.26	52,167.22	10093.26
Dec 6	2:30 PM	15 min	12,794.45	5337.58	0.00	0.00	0.00	0.00	28,578.83	4578.00	28,578.83	4578.00
Dec 6	2:45 PM	15 min	29,906.21	11317.76	0.00	0.00	0.00	0.00	8,045.19	1005.65	8,045.19	1005.65
Dec 6	3:00 PM	15 min	60,635.87	17840.35	0.00	0.00	0.00	0.00	0.00	0.00	0.00	0.00
Dec 6	3:15 PM	15 min	82,086.95	23301.04	0.00	0.00	0.00	0.00	0.00	0.00	0.00	0.00
Dec 6	3:30 PM	15 min	104,321.40	34655.14	0.00	0.00	0.00	0.00	0.00	0.00	0.00	0.00
Dec 6	3:45 PM	6 min	172,919.75	17296.50	0.00	0.00	0.00	0.00	0.00	0.00	0.00	0.00
Dec 6	3:51 PM	0 min	173,010.15		0.00		0.00		0.00		0.00	

BLOCK 1 / 160 FOLSOM STREET

Quantitative Shading Calculations for Transbay Transit Center Park

Analysis Run: 10/12/2015

Technician: AP

EXAMPLE	Existing Shading	EXAMPLE	No new shading from Project / Project Alternative	EXAMPLE	No new shading from Project / Project Alternative + Cumulative
		EXAMPLE	New Shading from Project / Project Alternative	EXAMPLE	New Shading from Project / Project Alternative + Cumulative

Date	Start Time	Duration	Current Park Shading		New Shadow: Project @ 400'		New Shadow: Project @ 300'		New Shadow: Project @ 400' + Cumulative		New Shadow: Project @ 300' + Cumulative	
			Shadow Area (sf)	Shading (sfh)	Shadow Area (sf)	Shading (sfh)	Shadow Area (sf)	Shading (sfh)	Shadow Area (sf)	Shading (sfh)	Shadow Area (sf)	Shading (sfh)
Dec 13	8:17 AM	13 min	88,921.83	18575.04	0.00	0.00	0.00	0.00	66,628.55	14679.69	66,628.55	14679.69
Dec 13	8:30 AM	15 min	79,942.19	19003.97	0.00	0.00	0.00	0.00	66,823.22	15241.27	66,823.22	15241.27
Dec 13	8:45 AM	15 min	72,089.55	17477.55	0.00	0.00	0.00	0.00	55,106.98	14058.89	55,106.98	14058.89
Dec 13	9:00 AM	15 min	67,730.81	15548.07	0.00	0.00	0.00	0.00	57,364.15	14884.48	57,364.15	14884.48
Dec 13	9:15 AM	15 min	56,653.72	13969.57	0.00	0.00	0.00	0.00	61,711.67	15632.12	61,711.67	15632.12
Dec 13	9:30 AM	15 min	55,102.86	13388.23	0.00	0.00	0.00	0.00	63,345.28	16133.48	63,345.28	16133.48
Dec 13	9:45 AM	15 min	52,002.95	12354.68	0.00	0.00	0.00	0.00	65,722.60	16847.11	65,722.60	16847.11
Dec 13	10:00 AM	15 min	46,834.51	10965.65	0.00	0.00	0.00	0.00	69,054.28	16730.90	69,054.28	16730.90
Dec 13	10:15 AM	15 min	40,890.67	9577.98	0.00	0.00	0.00	0.00	64,792.90	15045.12	64,792.90	15045.12
Dec 13	10:30 AM	15 min	35,733.14	8355.55	0.00	0.00	0.00	0.00	55,568.09	13340.07	55,568.09	13340.07
Dec 13	10:45 AM	15 min	31,111.25	7289.02	0.00	0.00	0.00	0.00	51,152.49	12169.30	51,152.49	12169.30
Dec 13	11:00 AM	15 min	27,200.91	6653.39	0.00	0.00	0.00	0.00	46,201.87	11504.47	46,201.87	11504.47
Dec 13	11:15 AM	15 min	26,026.22	6269.45	0.00	0.00	0.00	0.00	45,833.88	11276.25	45,833.88	11276.25
Dec 13	11:30 AM	15 min	24,129.35	5671.22	0.00	0.00	0.00	0.00	44,376.15	10991.20	44,376.15	10991.20
Dec 13	11:45 AM	15 min	21,240.38	4870.70	0.00	0.00	0.00	0.00	43,553.42	11125.58	43,553.42	11125.58
Dec 13	12:00 PM	15 min	17,725.20	3909.82	0.00	0.00	0.00	0.00	45,451.24	11601.69	45,451.24	11601.69
Dec 13	12:15 PM	15 min	13,553.37	2775.26	0.00	0.00	0.00	0.00	47,362.30	12128.03	47,362.30	12128.03
Dec 13	12:30 PM	15 min	8,648.74	1831.45	0.00	0.00	0.00	0.00	49,661.92	12761.64	49,661.92	12761.64
Dec 13	12:45 PM	15 min	6,002.82	1250.01	0.00	0.00	0.00	0.00	52,431.24	13529.62	52,431.24	13529.62
Dec 13	1:00 PM	15 min	3,997.25	763.17	0.00	0.00	0.00	0.00	55,805.74	14474.92	55,805.74	14474.92
Dec 13	1:15 PM	15 min	2,108.15	370.75	0.00	0.00	0.00	0.00	59,993.60	15707.61	59,993.60	15707.61
Dec 13	1:30 PM	15 min	857.89	177.85	0.00	0.00	0.00	0.00	65,667.27	17296.08	65,667.27	17296.08
Dec 13	1:45 PM	15 min	564.94	154.52	0.00	0.00	0.00	0.00	72,701.37	18116.41	72,701.37	18116.41
Dec 13	2:00 PM	15 min	671.22	313.18	0.00	0.00	0.00	0.00	72,229.93	16278.36	72,229.93	16278.36
Dec 13	2:15 PM	15 min	1,834.26	1422.72	0.00	0.00	0.00	0.00	57,996.97	11754.12	57,996.97	11754.12
Dec 13	2:30 PM	15 min	9,547.49	4331.74	0.00	0.00	0.00	0.00	36,036.03	6268.40	36,036.03	6268.40
Dec 13	2:45 PM	15 min	25,106.47	9853.13	0.00	0.00	0.00	0.00	14,111.19	1798.96	14,111.19	1798.96
Dec 13	3:00 PM	15 min	53,718.53	17697.30	0.00	0.00	0.00	0.00	280.47	35.06	280.47	35.06
Dec 13	3:15 PM	15 min	87,859.85	22242.48	0.00	0.00	0.00	0.00	0.00	0.00	0.00	0.00
Dec 13	3:30 PM	15 min	90,079.99	32324.01	0.00	0.00	0.00	0.00	0.00	0.00	0.00	0.00
Dec 13	3:45 PM	6 min	168,512.08	17076.11	0.00	0.00	0.00	0.00	0.00	0.00	0.00	0.00
Dec 13	3:51 PM	0 min	173,010.15		0.00		0.00		0.00		0.00	

BLOCK 1 / 160 FOLSOM STREET

Quantitative Shading Calculations for Transbay Transit Center Park

Analysis Run: 10/12/2015

Technician: AP

EXAMPLE	Existing Shading	EXAMPLE	No new shading from Project / Project Alternative
		EXAMPLE	New Shading from Project / Project Alternative
EXAMPLE	No new shading from Project / Project Alternative + Cumulative		
EXAMPLE	New Shading from Project / Project Alternative + Cumulative		

Date	Start Time	Duration	Current Park Shading		New Shadow: Project @ 400'		New Shadow: Project @ 300'		New Shadow: Project @ 400' + Cumulative		New Shadow: Project @ 300' + Cumulative	
			Shadow Area (sf)	Shading (sfh)	Shadow Area (sf)	Shading (sfh)	Shadow Area (sf)	Shading (sfh)	Shadow Area (sf)	Shading (sfh)	Shadow Area (sf)	Shading (sfh)
Dec 21	8:22 AM	8 min	88,977.48	12014.12	0.00	0.00	0.00	0.00	65,911.40	9314.13	65,911.40	9314.13
Dec 21	8:30 AM	15 min	82,652.81	19608.06	0.00	0.00	0.00	0.00	67,147.55	15513.30	67,147.55	15513.30
Dec 21	8:45 AM	15 min	74,211.67	17769.13	0.00	0.00	0.00	0.00	56,958.88	14071.01	56,958.88	14071.01
Dec 21	9:00 AM	15 min	67,941.37	15821.28	0.00	0.00	0.00	0.00	55,609.20	14535.02	55,609.20	14535.02
Dec 21	9:15 AM	15 min	58,628.91	14289.88	0.00	0.00	0.00	0.00	60,670.93	15415.54	60,670.93	15415.54
Dec 21	9:30 AM	15 min	55,690.13	13664.76	0.00	0.00	0.00	0.00	62,653.40	15989.40	62,653.40	15989.40
Dec 21	9:45 AM	15 min	53,627.99	12853.49	0.00	0.00	0.00	0.00	65,261.78	16669.57	65,261.78	16669.57
Dec 21	10:00 AM	15 min	49,199.94	11533.96	0.00	0.00	0.00	0.00	68,094.76	16819.99	68,094.76	16819.99
Dec 21	10:15 AM	15 min	43,071.72	10084.85	0.00	0.00	0.00	0.00	66,465.17	15457.54	66,465.17	15457.54
Dec 21	10:30 AM	15 min	37,607.08	8803.28	0.00	0.00	0.00	0.00	57,195.17	13724.64	57,195.17	13724.64
Dec 21	10:45 AM	15 min	32,819.15	7672.45	0.00	0.00	0.00	0.00	52,601.94	12303.98	52,601.94	12303.98
Dec 21	11:00 AM	15 min	28,560.46	6954.08	0.00	0.00	0.00	0.00	45,829.87	11479.00	45,829.87	11479.00
Dec 21	11:15 AM	15 min	27,072.15	6606.41	0.00	0.00	0.00	0.00	46,002.15	11330.98	46,002.15	11330.98
Dec 21	11:30 AM	15 min	25,779.12	6106.01	0.00	0.00	0.00	0.00	44,645.72	10952.05	44,645.72	10952.05
Dec 21	11:45 AM	15 min	23,068.96	5347.76	0.00	0.00	0.00	0.00	42,970.72	10973.32	42,970.72	10973.32
Dec 21	12:00 PM	15 min	19,713.15	4426.25	0.00	0.00	0.00	0.00	44,815.81	11439.43	44,815.81	11439.43
Dec 21	12:15 PM	15 min	15,696.82	3321.19	0.00	0.00	0.00	0.00	46,699.63	11954.18	46,699.63	11954.18
Dec 21	12:30 PM	15 min	10,872.69	2224.07	0.00	0.00	0.00	0.00	48,933.85	12554.01	48,933.85	12554.01
Dec 21	12:45 PM	15 min	6,919.86	1473.20	0.00	0.00	0.00	0.00	51,498.23	13275.84	51,498.23	13275.84
Dec 21	1:00 PM	15 min	4,865.77	968.55	0.00	0.00	0.00	0.00	54,708.51	14150.28	54,708.51	14150.28
Dec 21	1:15 PM	15 min	2,882.62	521.38	0.00	0.00	0.00	0.00	58,493.74	15287.60	58,493.74	15287.60
Dec 21	1:30 PM	15 min	1,288.39	235.40	0.00	0.00	0.00	0.00	63,807.02	16852.65	63,807.02	16852.65
Dec 21	1:45 PM	15 min	594.81	156.56	0.00	0.00	0.00	0.00	71,014.20	18155.52	71,014.20	18155.52
Dec 21	2:00 PM	15 min	657.69	215.73	0.00	0.00	0.00	0.00	74,229.99	17162.16	74,229.99	17162.16
Dec 21	2:15 PM	15 min	1,068.11	951.26	0.00	0.00	0.00	0.00	63,067.26	13294.65	63,067.26	13294.65
Dec 21	2:30 PM	15 min	6,542.00	3306.28	0.00	0.00	0.00	0.00	43,289.92	7965.61	43,289.92	7965.61
Dec 21	2:45 PM	15 min	19,908.25	7987.69	0.00	0.00	0.00	0.00	20,434.99	2908.55	20,434.99	2908.55
Dec 21	3:00 PM	15 min	43,993.27	15718.76	0.00	0.00	0.00	0.00	2,833.44	354.18	2,833.44	354.18
Dec 21	3:15 PM	15 min	81,756.81	21661.72	0.00	0.00	0.00	0.00	0.00	0.00	0.00	0.00
Dec 21	3:30 PM	15 min	91,536.92	29733.49	0.00	0.00	0.00	0.00	0.00	0.00	0.00	0.00
Dec 21	3:45 PM	10 min	146,331.01	27144.00	0.00	0.00	0.00	0.00	0.00	0.00	0.00	0.00
Dec 21	3:55 PM	0 min	173,010.15		0.00		0.00		0.00		0.00	



APPENDIX 1: PARK USAGE OBSERVATION FIELD NOTES

PREVISION DESIGN

Open Space Use Observation Sheet

~~Park/Open Space Name~~	160 Folsom - park visits
Date/Number of Visit	10/29/14, 11/6/14, ~~[illegible]~~ (1 visit each)
Day of Week/Time of Day	Weekday morning (8:45-9:45am)
Weather	sunny, clear (low-mid 60s)

Time Arrived/Left	(8:45-9:45am)
Total Users at Arrival	
Total Users at Departure	
Pass-Through Users	

	Activities Observed:	Number of Users:	Other Notes:
(I) Embarcadero Park	5 people sitting, 1 standing	6 total	countless pass-thru's (joggers, cyclists, walkers, etc.)
(III) Mid-block between Spear & Steuart, Mission & Howard	2 people sitting, 1 person standing talking on cell phone	3 total	10-12 pass-thru users, mostly on sidewalk
(IV) 221 Main St.	2 people sitting	2 total	20 +/- pass-thru users, combination of to/from office towers and sidewalk
(VI) Howard & Beale (NE corner)	2 people standing	2 total	10 +/- pass-thru users on sidewalk
(2) 199 Fremont (near Town Hall restaurant)	2 people sitting, 1 person ~~standing talking~~ on cell phone	3 total	10 +/- pass-thru users, mainly on sidewalk

PREVISION DESIGN

Open Space
Use Observation Sheet

Park/Open Space Name	160 Folsom - Park Visits
Date/Number of Visit	weekday lunch - 10/28/14, 10/29/14, 11/7/14
Day of Week/Time of Day	12pm - 1pm
Weather	Sunny, clear (high 60's)

Time Arrived/Left	12pm - 1pm
Total Users at Arrival	
Total Users at Departure	
Pass-Through Users	

	Activities Observed:	Number of Users:	Other Notes:
(1) Embarcadero Park	6 people sitting, 36 people eating, 4 people landscaping, 16 people working out	62	countless pass-thru users (joggers, sightseeing, walking)
(15) Mid-block between Spear & Stewart, Mission & Howard	4 people eating, 2 people sitting, 2 people standing talking	8	20 +/- pass-thru users
(25) 221 Main St.	8 people eating, 6 people standing	14	30 +/- passthru users (sidewalk & tower workers)
(11) Howard & Beale (NE corner)	10 people eating, 2 people sitting, 2 people standing/talking	14	20 +/- pass-thru users mainly on sidewalks
(8) 199 Fremont (near Town Hall restaurant)	3 people sitting, 1 person standing	4	16 +/- pass-thru users mainly on sidewalks

PREVISION DESIGN

Open Space
Use Observation Sheet

Park/Open Space Name	160 Folsom - Park visits
Date/Number of Visit	weekday afternoon - 10/29/14, 11/6/14, 11/7/14
Day of Week/Time of Day	3:45pm - 4:45pm
Weather	Sunny, Clear, low 70's

Time Arrived/Left	3:45pm - 4:45pm
Total Users at Arrival	
Total Users at Departure	
Pass-Through Users	

	Activities Observed:	Number of Users:	Other Notes:
① Embarcadero Park	18 people sitting, 16 standing	34	30+/- pass-thru users (joggers, walkers, cyclists)
⑬ mid-block between Spear & Stewart, Mission & Howard	6 people sitting, 2 standing	8	12-14 pass-thru users
⑮ 221 Main St.	7 people sitting	7	20+/- pass-thru users
⑭ Howard & Beale (NE corner)	3 people sitting - 1 talking	4	12 pass-thru users (3:38pm)
⑧ 199 Fremont	3 people standing talking on cell phone	3	6+/- pass-thru users

PREVISION DESIGN

Open Space Use Observation Sheet

Park/Open Space Name	160 Folsom
Date/Number of Visit	11/23/14
Day of Week/Time of Day	weekend Morning
Weather	55 chilly

Time Arrived/Left	8:45-9:15
~~Total Users at Arrival~~	
~~Total Users at Departure~~	
~~Pass-Through Users~~	

	Activities Observed:	Number of Users:	Other Notes:
01	25 Runners, 4 dogs, 6 sitters		
13	0		
25	0		
"	0 people		
08	0 people		

PREVISION DESIGN

Open Space
Use Observation Sheet

Park/Open Space Name	160 Folsom ~~[illegible]~~
Date/Number of Visit	11/22/14
Day of Week/Time of Day	weekend midday 12:00-1:00
Weather	Sunny 65

Time Arrived/Left	12:00 - ~~[illegible]~~ 12:30
Total Users at Arrival	~~[illegible]~~
Total Users at Departure	
Pass-Through Users	

Activities Observed:	Number of Users:	Other Notes:
walk/Run	15	High activity - Runs
01 Lunch Sitting	12	
Dogs	3	
Bikes	2	
13 walk thru / Passby	5, 4 mostly other looked lost	dead
05 walking thru, 1 Bus waiter	1 smoker	
11 1 guy eating		
08 0, but nice park		

PREVISION DESIGN

Open Space
Use Observation Sheet

Park/Open Space Name	160 Folsom
Date/Number of Visit	11/22/14
Day of Week/Time of Day	4:00 weekend Evening
Weather	

Time Arrived/Left	4:00 – 4:30
Total Users at Arrival	
Total Users at Departure	
Pass-Through Users	

	Activities Observed:	Number of Users:	Other Notes:
01	Run/walk	27 walkers	10 sit, 8 standing, 3 w/ dogs
13		1 sitting 1 standing	
25		4 sitting	(2) smoking
11		0	
8		0	