

CALIFORNIA 2013 FIRE CODE

California Code of Regulations Title 24, Part 9

Based on the 2012 International Fire Code®

California Building Standards Commission



Effective Date: January 1, 2014

2013 California Fire Code
California Code of Regulations, Title 24, Part 9

First Printing: July 2013

ISBN: 978-1-60983-460-9

Copyright © 2013
Held by

California Building Standards Commission
2525 Natomas Park Drive, Suite 130
Sacramento, CA 95833-2936

ALL RIGHTS RESERVED. This 2013 *California Fire Code* contains substantial copyrighted material from the 2012 *International Fire Code*, which is a copyrighted work owned by the International Code Council, Inc. Without advance written permission from the copyright owner, no part of this book may be reproduced, distributed or transmitted in any form or by any means, including, without limitation, electronic, optical or mechanical means (by way of example and not limitation, photocopying, or recording by or in an information storage retrieval system). For information on permission to copy material exceeding fair use, please contact: Publications, 4051 West Flossmoor Road, Country Club Hills, IL 60478. Phone 1-888-ICC-SAFE (422-7233).

Trademarks: "International Code Council," the "International Code Council" logo and the "International Fire Code" are trademarks of the International Code Council, Inc.

PRINTED IN THE U.S.A.

PREFACE

This document is Part 9 of 12 parts of the official triennial compilation and publication of the adoptions, amendments and repeal of administrative regulations to the *California Code of Regulations, Title 24*, also referred to as the *California Building Standards Code*. This part is known as the *California Fire Code*.

The *California Building Standards Code* is published in its entirety every three years by order of the California legislature, with supplements published in intervening years. The California legislature delegated authority to various state agencies, boards, commissions and departments to create building regulations to implement the State's statutes. These building regulations, or standards, have the same force of law, and take effect 180 days after their publication unless otherwise stipulated. The *California Building Standards Code* applies to occupancies in the State of California as annotated.

A city, county, or city and county may establish more restrictive building standards reasonably necessary because of local climatic, geological or topographical conditions. Findings of the local condition(s) and the adopted local building standard(s) must be filed with the California Building Standards Commission to become effective and may not be effective sooner than the effective date of this edition of the *California Building Standards Code*. Local building standards that were adopted and applicable to previous editions of the *California Building Standards Code* do not apply to this edition without appropriate adoption and the required filing.

Should you find publication (e.g., typographical) errors or inconsistencies in this code or wish to offer comments toward improving its format, please address your comments to:

California Building Standards Commission
2525 Natomas Park Drive, Suite 130
Sacramento, CA 95833-2936

Phone: (916) 263-0916

Fax: (916) 263-0959

Web Page: www.bsc.ca.gov

ACKNOWLEDGEMENTS

The 2013 *California Building Standards Code* (Code) was developed through the outstanding collaborative efforts of the Department of Housing and Community Development, the Division of State Architect, the Office of the State Fire Marshal, the Office of Statewide Health Planning and Development, the California Energy Commission, the California Department of Public Health, the California State Lands Commission, the Board of State and Community Corrections, and the California Building Standards Commission (Commission).

This collaborative effort included the assistance of the Commission's Code Advisory Committees and many other volunteers who worked tirelessly to assist the Commission in the production of this Code.

Governor Edmund G. Brown Jr.

Members of the California Building Standards Commission

Secretary Anna Caballero – Chair

James Barthman – Vice-Chair

Stephen Jensen

Rose Conroy

Randy Twist

Sheila Lee

Richard Sawhill

Richard Sierra

Kent Sasaki

Steven Winkel

Erick Mikiten

Jim McGowan – Executive Director

Michael L. Nearman – Deputy Executive Director

For questions on California state agency amendments, please refer to the contact list on page v.



CALIFORNIA CODE OF REGULATIONS, TITLE 24

California Agency Information Contact List

Board of State and Community Corrections

www.bscc.ca.gov(916) 445-5073
Local Adult Jail Standards
Local Juvenile Facility Standards

California Building Standards Commission

www.bsc.ca.gov(916) 263-0916

California Energy Commission

www.enregy.ca.gov **Energy Hotline** (800) 772-3300
Building Efficiency Standards
Appliance Efficiency Standards
Compliance Manual/Forms

California State Lands Commission

www.slc.ca.gov(562) 499-6312
Marine Oil Terminals

California State Library

www.library.ca.gov(916) 654-0266

Department of Consumer Affairs:

Acupuncture Board

www.acupuncture.ca.gov(916) 515-5200
Office Standards

Board of Pharmacy

www.pharmacy.ca.gov(916) 574-7900
Pharmacy Standards

Bureau of Barbering and Cosmetology

www.barbercosmo.ca.gov(916) 952-5210
Barber and Beauty Shop,
and College Standards

Bureau of Electronic and Appliance Repair, Home Furnishings and Thermal Insulation

www.bearhfti.ca.gov(916) 999-2041
Insulation Testing Standards

Structural Pest Control Board

www.pestboard.ca.gov(800) 737-8188
Structural Standards

Veterinary Medical Board

www.vmb.ca.gov(916) 263-2610
Veterinary Hospital Standards

Department of Food and Agriculture

www.cdfa.ca.gov
Meat & Poultry Packing Plant Standards (916) 654-0509
Dairy Standards (916) 654-0773

Department of Housing and Community Development

www.hcd.ca.gov(916) 445-9471
Residential- Hotels, Motels, Apartments,
Single-Family Dwellings; and
Permanent Structures in Mobilehome &
Special Occupancy Parks
(916) 445-3338
Factory-Built Housing, Manufactured Housing &
Commercial Modular
Mobilehome- Permits & Inspections
Northern Region-(916) 255-2501
Southern Region-(951) 782-4420
(916) 445-9471
Employee Housing Standards

Department of Public Health

www.dph.ca.gov(916) 449-5661
Organized Camps Standards
Public Swimming Pools Standards

Division of the State Architect

www.dgs.ca.gov/dsa(916) 445-8100

Access Compliance

Structural Safety

Public Schools Standards
Essential Services Building Standards
Community College Standards

State Historical Building Safety Board

Alternative Building Standards

Office of Statewide Health Planning and Development

www.oshpd.ca.gov(916) 440-8356
Hospital Standards
Skilled Nursing Facility Standards &
Clinic Standards
Permits

Office of the State Fire Marshal

osfm.fire.ca.gov(916) 445-8200
Code Development and Analysis
Fire Safety Standards



HOW TO DETERMINE WHERE CHANGES HAVE BEEN MADE

Symbols in the margins indicate where changes have been made or language has been deleted.

|| This symbol indicates that a change has been made to a California amendment.

> This symbol indicates California deletion of model code or California language.

| This symbol indicated that a change has been made to International Code Council model code language.

➡ The symbol indicates deletion of International Code Council model code language.



California Matrix Adoption Tables

Format of the California Matrix Adoption Tables

The matrix adoption tables, examples of which follow, are non-regulatory aids intended to show the user which state agencies have adopted and/or amended given sections of the model code. An agency's statutory authority for certain occupancies or building applications determines which chapter or section may be adopted, repealed, amended or added. See Chapter 1, Division I, Sections 1.2 through 1.14 for agency authority, building applications and enforcement responsibilities.

The side headings identify the scope of state agencies' adoption as follows:

Adopt the entire IFC chapter without state amendments.

If there is an "X" under a particular state agency's acronym on this row; this means that particular state agency has adopted the entire model code chapter without any state amendments.

Example:

CALIFORNIA FIRE CODE-MATRIX ADOPTION TABLE

(Matrix Adoption Tables are non-regulatory, intended only as an aid to the user. See Chapter 1 for state agency authority and building applications.)

CHAPTER 2 – DEFINITIONS AND ABBREVIATIONS

Adopting agency	BSC	SFM	HCD			DSA			OSHPD				BSCC	DPH	AGR	DWR	CA	SL	SLC
			1	2	1-AC	AC	SS	SS/CC	1	2	3	4							
Adopt entire chapter		X																	
Adopt entire chapter as amended (amended sections listed below)						S	A	M	P	L	E								
Adopt only those sections that are listed below																			
Chapter/Section																			

Adopt the entire IFC chapter as amended, state-amended sections are listed below:

If there is an "X" under a particular state agency's acronym on this row, it means that particular state agency has adopted the entire model code chapter; with state amendments.

Each state-amended section that the agency has added to that particular chapter is listed. There will be an "X" in the column, by that particular section, under the agency's acronym, as well as an "X" by each section that the agency has adopted.

Example:

CHAPTER 2 – DEFINITIONS AND ABBREVIATIONS

Adopting agency	BSC	SFM	HCD			DSA			OSHPD				BSCC	DPH	AGR	DWR	CA	SL	SLC
			1	2	1-AC	AC	SS	SS/CC	1	2	3	4							
Adopt entire chapter																			
Adopt entire chapter as amended (amended sections listed below)		X																	
Adopt only those sections that are listed below						S	A	M	P	L	E								
Chapter/Section																			
202		X																	

Adopt only those sections that are listed below:

If there is an “X” under a particular state agency’s acronym on this row, it means that particular state agency is adopting only specific model code or state-amended sections within this chapter. There will be an “X” in the column under the agency’s acronym, as well as an “X” by each section that the agency has adopted.

Example:

CHAPTER 2 – DEFINITIONS AND ABBREVIATIONS

Adopting agency	BSC	SFM	HCD			DSA			OSHPD				BSCC	DPH	AGR	DWR	CA	SL	SLC
			1	2	1-AC	AC	SS	SS/CC	1	2	3	4							
Adopt entire chapter																			
Adopt entire chapter as amended (amended sections listed below)																			
Adopt only those sections that are listed below		X					S	A	M	P	L	E							
Chapter 1																			
202		X					S	A	M	P	L	E							
202		X						C	O	N	T.								
203		X																	
203		X																	

California Matrix Adoption Tables with California Code of Regulations, Title 19, Division 1

State Fire Marshal T-24 Column:

If there is an “X” in the T-24 column under SFM, refer to the California Matrix Adoption Tables explaining how to use the matrix adoption tables.

State Fire Marshal T-19 Column:

If there is an “X” in the T-19 column under SFM, this means that the corresponding section was reprinted from the California Code of Regulations (CCR), Title 19, Division 1 into the *California Fire Code* for the code user’s convenience. The corresponding Title-19 sections were listed in the matrix adoption tables in the order that they appear in the *California Fire Code*. The scope, applicability and appeals procedures of CCR, Title 19, Division 1 has not changed. For information regarding the specific purpose and scope of CCR, Title 19, unless otherwise specified, refer to CCR, Title 19, Division 1, Chapter 1, Subchapter 1, Article 1, Sections 1.00 through 1.14.

Example:

CHAPTER 3 – GENERAL PRECAUTIONS AGAINST FIRE

Adopting Agency	BSC	SFM		HCD			DSA			OSHPD				BSCC	DHS	AGR	DWR	CEC	CA	SL	SLC
		T-24	T-19*	1	2	1/AC	AC	SS	1	2	3	4									
Adopt entire chapter																					
Adopt entire chapter as amended (amended sections listed below)																					
Adopt only those sections that are listed below		X																			
[California Code of Regulations, Title 19, Division 1]			X																		
Chapter/Section							S	A	M	P	L	E									
301		X																			
[T-19 §3.14]			X																		
[T-19 §3.19 (a-g)]			X																		
304		X																			
[T-19 §3.07(a)]			X																		
[T-19 §3.07(b)]			X																		

*The California Code of Regulations (CCR), Title 19, Division 1 provisions that are found in the *California Fire Code* are a reprint from the current CCR, Title 19, Division 1 text for the code user’s convenience only. The scope, applicability and appeals procedures of CCR, Title 19, Division 1 remains the same.

Maintenance

The *International Fire Code* is kept up-to-date through the review of proposed changes submitted by code enforcing officials, industry representatives, design professionals and other interested parties. Proposed changes are carefully considered through an open code development process in which all interested and affected parties may participate.

The contents of this work are subject to change both through the Code Development Cycles and the governmental body that enacts the code into law. For more information regarding the code development process, contact the Code and Standard Development Department of the International Code Council.

While the development procedure of the *International Fire Code* assures the highest degree of care, ICC, its members and those participating in the development of this code do not accept any liability resulting from compliance or noncompliance with the provisions because ICC and its founding members do not have the power or authority to police or enforce compliance with the contents of this code. Only the governmental body that enacts the code into law has such authority.

Code Development Committee Responsibilities (Letter Designations in Front of Section Numbers)

In each code development cycle, proposed changes to the code are considered at the Code Development Hearings by the International Fire Code Development Committee, whose action constitutes a recommendation to the voting membership for final action on the proposed change. Proposed changes to a code section that has a number beginning with a letter in brackets are considered by a different code development committee. For example, proposed changes to code sections that have [B] in front of them (e.g. [B] 607.2) are considered by the appropriate International Building Code Development Committee (IBC-Means of Egress) at the code development hearings.

The content of sections in this code that begin with a letter designation is maintained by another code development committee in accordance with the following:

- [A] = Administrative Code Committee
- [B] = International Building Code Development Committee (IBC-Fire Safety, General, Means of Egress or Structural);
- [EB] = International Existing Building Code Development Committee;
- [FG] = International Fuel Gas Code Development Committee;
- [M] = International Mechanical Code Development Committee; and
- [P] = International Plumbing Code Development Committee.

Coordination between the International Building and Fire Codes

Because the coordination of technical provisions is one of the benefits of adopting the ICC family of model codes, users will find the ICC codes to be a very flexible set of model documents. To accomplish this flexibility some technical provisions are duplicated in some of the model code documents. While the *International Codes* are provided as a comprehensive set of model codes for the built environment, documents are occasionally adopted as a stand-alone regulation. When one of the model documents is adopted as the basis of a stand-alone code, that code should provide a complete package of requirements with enforcement assigned to the entity for which the adoption is being made.

The model codes can also be adopted as a family of complementary codes. When adopted together there should be no conflict of any of the technical provisions. When multiple model codes are adopted in a jurisdiction it is important for the adopting authority to evaluate the provisions in each code document and determine how and by which agency(ies) they will be enforced. It is important, therefore, to understand that where technical provisions are duplicated in multiple model documents that enforcement duties must be clearly assigned by the local adopting jurisdiction. ICC remains committed to providing state-of-the-art model code documents that, when adopted locally, will reduce the cost to government of code adoption and enforcement and protect the public health, safety and welfare.



Effective Use of the International Fire Code

The *International Fire Code*[®] (IFC[®]) is a model code that regulates minimum fire safety requirements for new and existing buildings, facilities, storage and processes. The IFC addresses fire prevention, fire protection, life safety and safe storage and use of hazardous materials in new and existing buildings, facilities and processes. The IFC provides a total approach of controlling hazards in all buildings and sites, regardless of the hazard being indoors or outdoors.

The IFC is a design document. For example, before one constructs a building, the site must be provided with an adequate water supply for fire-fighting operations and a means of building access for emergency responders in the event of a medical emergency, fire or natural or technological disaster. Depending on the building's occupancy and uses, the IFC regulates the various hazards that may be housed within the building, including refrigeration systems, application of flammable finishes, fueling of motor vehicles, high-piled combustible storage and the storage and use of hazardous materials. The IFC sets forth minimum requirements for these and other hazards and contains requirements for maintaining the life safety of building occupants, the protection of emergency responders, and to limit the damage to a building and its contents as the result of a fire, explosion or unauthorized hazardous material discharge.

Arrangement and Format of the 2012 IFC

Before applying the requirements of the IFC it is beneficial to understand its arrangement and format. The IFC, like other codes published by the International Code Council, is arranged and organized to follow sequential steps that generally occur during a plan review or inspection. The 2012 IFC has been reorganized into 7 Parts as illustrated in the tables below. Each Part represents a broad subject matter and includes the chapters that logically fit under the subject matter of each Part. It is also foreseeable that additional chapters will need to be added in the future as regulations for new processes or operations are developed. Accordingly, the reorganization was designed to accommodate such future chapters by providing reserved (unused) chapters in several of the Parts. This will allow the subject matter parts to be conveniently and logically expanded without requiring a major renumbering of the IFC chapters.

2012 REORGANIZATION OF THE IFC	
Parts and Chapters	Subject Matter
Part I – Chapters 1 and 2	Administrative and definitions
Part II – Chapters 3 and 4	General safety provisions
Part III – Chapters 5 through 11	Building and equipment design features
Part III - Chapters 12 through 19	Reserved for future use
Part IV – Chapters 20 through 36	Special occupancies and operations
Part IV – Chapters 37 through 49	Reserved for future use
Part V – Chapters 50 through 67	Hazardous materials
Part V – Chapters 68 through 79	Reserved for future use
Part VI – Chapter 80	Referenced standards
Part VII - Appendices A through J	Adoptable and informational appendices

2012 IFC CHAPTER REORGANIZATION		
CHAPTER NUMBER 2009	CHAPTER NUMBER 2012	CHAPTER TITLE
1	1	Scope and Administration
2	2	Definitions
3	3	General Requirements
4	4	Emergency Planning and Preparedness
5	5	Fire Service Features
6	6	Building Services and Systems
7	7	Fire-Resistance-Rated Construction
8	8	Interior Finish, Decorative Materials and Furnishings
9	9	Fire Protection Systems
10	10	Means Of Egress
11	20	Aviation Facilities
12	21	Dry Cleaning
13	22	Combustible Dust-Producing Operations
14	33	Fire Safety during Construction and Demolition
15	24	Flammable Finishes
16	25	Fruit and Crop Ripening
17	26	Fumigation and Insecticidal Fogging
18	27	Semiconductor Fabrication Facilities
19	28	Lumber Yards and Woodworking Facilities
20	29	Manufacture of Organic Coatings
21	30	Industrial Ovens
22	23	Motor Fuel-Dispensing Facilities and Repair Garages
23	32	High-Piled Combustible Storage
24	31	Tents and Other Membrane Structures
25	34	Tire Rebuilding and Tire Storage
26	35	Welding and Other Hot Work
27	50	Hazardous Materials—General Provisions
28	51	Aerosols
29	52	Combustible Fibers
30	53	Compressed Gases
31	54	Corrosive Materials
32	55	Cryogenic Fluids
33	56	Explosives and Fireworks
34	57	Flammable and Combustible Liquids
35	58	Flammable Gases and Flammable Cryogenic Fluids
36	59	Flammable Solids
37	60	Highly Toxic and Toxic Materials
38	61	Liquefied Petroleum Gases
39	62	Organic Peroxides

(continued)

2012 IFC CHAPTER REORGANIZATION—continued		
CHAPTER NUMBER 2009	CHAPTER NUMBER 2012	CHAPTER TITLE
40	63	Oxidizers, Oxidizing Gases and Oxidizing Cryogenic Fluids
41	64	Pyrophoric Materials
42	65	Pyroxylin (Cellulose Nitrate) Plastics
43	66	Unstable (Reactive) Materials
44	67	Water-Reactive Solids and Liquids
45	36	Marinas
46	11	Construction Requirements for Existing Buildings
47	80	Referenced Standards
Appendix A-J	Appendix A-J	No changes in reorganization

The IFC requirements for fire-resistive construction, interior finish, fire protection systems, means of egress and construction safeguards are directly correlated to the chapters containing parallel requirements in the IBC, as follows:

IFC Chapter	Subject
7	Fire-resistance-rated construction
8	Interior finish, decorative materials and furnishings
9	Fire protection systems
10	Means of egress
33	Fire safety during construction and demolition

The following is a chapter-by-chapter synopsis of the scope and intent of the provisions of the *International Fire Code*:

PART I—ADMINISTRATIVE

Chapter 1 Scope and Administration. This chapter contains provisions for the application, enforcement and administration of subsequent requirements of the code. In addition to establishing the scope of the code, Chapter 1 identifies which buildings and structures come under its purview. Chapter 1 is largely concerned with maintaining “due process of law” in enforcing the regulations contained in the body of the code. Only through careful observation of the administrative provisions can the code official reasonably expect to demonstrate that “equal protection under the law” has been provided.

Chapter 2 Definitions. All terms that are defined in the code are listed alphabetically in Chapter 2. While a defined term may be used in one chapter or another, the meaning provided in Chapter 2 is applicable throughout the code.

Where understanding of a term’s definition is especially key to or necessary for understanding of a particular code provision, the term is shown in *italics* wherever it appears in the code. This is true only for those terms that have a meaning that is unique to the code. In other words, the generally understood meaning of a term or phrase might not be sufficient or consistent with the meaning prescribed by the code; therefore, it is essential that the code-defined meaning be known.

Guidance regarding tense, gender and plurality of defined terms as well as guidance regarding terms not defined in this code are also provided.

PART II—GENERAL SAFETY PROVISIONS

Chapter 3 General Requirements. The open burning, ignition source, vacant building, miscellaneous storage, roof gardens and landscaped roofs and hazards to fire fighters requirements and precautions, among other general regulations, contained in this chapter are intended to improve premises safety for everyone, including construction workers, tenants, operations and maintenance personnel and emergency response personnel. As with other chapters of the *International Fire Code*, Section 302 contains a list of terms that are defined in Chapter 2 and are applicable to the chapter contents.

Chapter 4 Emergency Planning and Preparedness. This chapter addresses the human contribution to life safety in buildings when a fire or other emergency occurs. The requirements for continuous training and scheduled fire, evacuation and lockdown drills can be as important as the required periodic inspections and maintenance of built-in fire protection features. The level of preparation by the occupants also improves the emergency responders’ abilities during an emergency. The *International Building Code* (IBC) focuses on built-in fire protection features, such as automatic sprinkler systems, fire-resistance-rated construction and properly designed egress systems whereas this chapter fully addresses the human element. As with other chapters of the *International Fire Code*, Section 402 contains a list of terms that are defined in Chapter 2 and are applicable to the chapter contents.

PART III—BUILDING AND EQUIPMENT DESIGN FEATURES

Chapter 5 Fire Service Features. The requirements of this chapter apply to all buildings and occupancies and pertain to access roads; access to building openings and roofs; premises identification; key boxes; fire protection water supplies; fire command centers; fire department access to equipment and emergency responder radio coverage in buildings. As with other chapters of the *International Fire Code*, Section 502 contains a list of terms that are defined in Chapter 2 and are applicable to the chapter contents.

Chapter 6 Building Services and Systems. This chapter focuses on building systems and services as they relate to potential safety hazards and when and how they should be installed. This chapter brings together all building system- and service-related issues for convenience and provides a more systematic view of buildings. The following building services and systems are addressed: fuel-fired appliances (Section 603), emergency and standby power systems (Section 604), electrical equipment, wiring and hazards (Section 605), mechanical refrigeration (Section 606), elevator recall and maintenance (Section 607), stationary storage battery systems (Section 608) and commercial kitchen hoods (Section 609). As with other chapters of the *International Fire Code*, Section 602 contains a list of terms that are defined in Chapter 2 and are applicable to the chapter contents.

Chapter 7 Fire-resistance-rated Construction. The maintenance of assemblies required to be fire-resistance rated is a key component in a passive fire protection philosophy. Chapter 7 sets forth requirements to maintain required fire-resistance ratings of building elements and limit fire spread. The required maintenance of fire-resistance-rated assemblies and opening protectives is described in Section 703 while Section 704 covers the enclosure requirements for shafts in existing buildings. As with other chapters of the *International Fire Code*, Section 702 contains a list of terms that are defined in Chapter 2 and are applicable to the chapter contents.

Chapter 8 Interior Finish, Decorative Materials and Furnishings. The overall purpose of Chapter 8 is to regulate interior finishes, decorative materials and furnishings in new and existing buildings so that they do not significantly add to or create fire hazards within buildings. The provisions tend to focus on occupancies with specific risk characteristics, such as vulnerability of occupants, density of occupants, lack of familiarity with the building and societal expectations of importance. This chapter is consistent with Chapter 8 of the *International Building Code (IBC)*, which regulates the interior finishes of new buildings. As with other chapters of the *International Fire Code*, Section 802 contains a list of terms that are defined in Chapter 2 and are applicable to the chapter contents.

Chapter 9 Fire Protection Systems. Chapter 9 prescribes the minimum requirements for active systems of fire protection equipment to perform the functions of detecting a fire, alerting the occupants or fire department of a fire emergency, controlling smoke and controlling or extinguishing the fire. Generally, the requirements are based on the occupancy, the height and the area of the building, because these are the factors that most affect fire-fighting capabilities and the relative hazard of a specific building or portion thereof. This chapter parallels and is substantially duplicated in Chapter 9 of the *International Building Code*; however, this chapter also contains periodic testing criteria that are not contained in the IBC. In addition, the special fire protection system requirements based on use and occupancy found in Chapter 4 of the IBC are duplicated in Chapter 9 of the IFC as a user convenience. As with other chapters of the *International Fire Code*, Section 902 contains a list of terms that are defined in Chapter 2 and are applicable to the chapter contents.

Chapter 10 Means of Egress. The general criteria set forth in Chapter 10 regulating the design of the means of egress are established as the primary method for protection of people in buildings by allowing timely relocation or evacuation of building occupants. Both prescriptive and performance language is utilized in this chapter to provide for a basic approach in the determination of a safe exiting system for all occupancies. It addresses all portions of the egress system (i.e., exit access, exits and exit discharge) and includes design requirements as well as provisions regulating individual components. The requirements detail the size, arrangement, number and protection of means of egress components. Functional and operational characteristics also are specified for the components that will permit their safe use without special knowledge or effort. The means of egress protection requirements work in coordination with other sections of the code, such as protection of vertical openings (see Chapter 7), interior finish (see Chapter 8), fire suppression and detection systems (see Chapter 9) and numerous others, all having an impact on life safety. Sections 1002 through 1029 are duplicated text from Chapter 10 of the IBC; however, the IFC contains an additional Section 1030 on maintenance of the means of egress system in existing buildings. Retroactive minimum means of egress requirements for existing buildings are now found in Chapter 11 (which was formerly Chapter 46). As with other chapters of the *International Fire Code*, Section 1002 contains a list of terms that are defined in Chapter 2 and are applicable to the chapter contents.

Chapter 11 Construction Requirements for Existing Buildings. Chapter 11 (which was formerly Chapter 46) applies to existing buildings constructed prior to the adoption of the code and intends to provide a minimum degree of fire and life safety to persons occupying existing buildings by providing for alterations to such buildings that do not comply with the minimum requirements of

the *International Building Code*. Prior to the 2009 edition, its content existed in the IFC but in a random manner that was neither efficient nor user-friendly. In the 2007/2008 code development cycle, a code change (F294-07/08) was approved that consolidated the retroactive elements of IFC/2006 Sections 607, 701, 704, 903, 905, 907 and 3406 (then 2506) and all of then-Section 1027 (Means of Egress for Existing Buildings) into a single chapter for easier and more efficient reference and application to existing buildings. As with other chapters of the *International Fire Code*, Section 1102 contains a list of terms that are defined in Chapter 2 and are applicable to the chapter contents.

Chapters 12 through 19. Reserved for future use.

PART IV—SPECIAL OCCUPANCIES AND OPERATIONS

Chapter 20 Aviation Facilities. Chapter 20 (which was formerly Chapter 11) specifies minimum requirements for the fire-safe operation of airports, heliports and helistops. The principal nonflight operational hazards associated with aviation involve fuel, facilities and operations. Therefore, safe use of flammable and combustible liquids during fueling and maintenance operations is emphasized. Availability of portable Class B:C-rated fire extinguishers for prompt control or suppression of incipient fires is required. As with other chapters of the *International Fire Code*, Section 2002 contains a list of terms that are defined in Chapter 2 and are applicable to the chapter contents.

Chapter 21 Dry Cleaning. The provisions of Chapter 21 (which was formerly Chapter 12) are intended to reduce hazards associated with use of flammable and combustible dry cleaning solvents. These materials, like all volatile organic chemicals, generate significant quantities of static electricity and are thus readily ignitable. Many flammable and nonflammable dry cleaning solvents also possess health hazards when involved in a fire. As with other chapters of the *International Fire Code*, Section 2102 contains a list of terms that are defined in Chapter 2 and are applicable to the chapter contents.

Chapter 22 Combustible Dust-producing Operations. The requirements of Chapter 22 (which was formerly Chapter 13) seek to reduce the likelihood of dust explosions by managing the hazards of ignitable suspensions of combustible dusts associated with a variety of operations including woodworking, mining, food processing, agricultural commodity storage and handling and pharmaceutical manufacturing, among others. Ignition source control and good housekeeping practices in occupancies containing dust-producing operations are emphasized. As with other chapters of the *International Fire Code*, Section 2202 contains a list of terms that are defined in Chapter 2 and are applicable to the chapter contents.

Chapter 23 Motor Fuel-dispensing Facilities and Repair Garages. This chapter (which was formerly Chapter 22) provides provisions that regulate the storage and dispensing of both liquid and gaseous motor fuels at public and private automotive, marine and aircraft motor fuel-dispensing facilities, fleet vehicle motor fuel-dispensing facilities and repair garages. As with other chapters of the *International Fire Code*, Section 2302 contains a list of terms that are defined in Chapter 2 and are applicable to the chapter contents.

Chapter 24 Flammable Finishes. Chapter 24 (which was formerly Chapter 15) requirements govern operations where flammable or combustible finishes are applied by spraying, dipping, powder coating or flow-coating processes. As with all operations involving flammable or combustible liquids and combustible dusts or vapors, controlling ignition sources and methods of reducing or controlling flammable vapors or combustible dusts at or near these operations are emphasized. As with other chapters of the *International Fire Code*, Section 2402 contains a list of terms that are defined in Chapter 2 and are applicable to the chapter contents.

Chapter 25 Fruit and Crop Ripening. Chapter 25 (which was formerly Chapter 16) provides guidance that is intended to reduce the likelihood of explosions resulting from improper use or handling of ethylene gas used for crop-ripening and coloring processes. This is accomplished by regulating ethylene gas generation; storage and distribution systems and controlling ignition sources. Design and construction of facilities for this use are regulated by the *International Building Code* to reduce the impact of potential accidents on people and buildings.

Chapter 26 Fumigation and Insecticidal Fogging. This chapter (which was formerly Chapter 17) regulates fumigation and insecticidal fogging operations which use toxic pesticide chemicals to kill insects, rodents and other vermin. Fumigants and insecticidal fogging agents pose little hazard if properly applied; however, the inherent toxicity of all these agents and the potential flammability of some makes special precautions necessary when they are used. Requirements of this chapter are intended to protect both the public and fire fighters from hazards associated with these products. As with other chapters of the *International Fire Code*, Section 2602 contains a list of terms that are defined in Chapter 2 and are applicable to the chapter contents.

Chapter 27 Semiconductor Fabrication Facilities. The requirements of this chapter (which was formerly Chapter 18) are intended to control hazards associated with the manufacture of electrical circuit boards or microchips, commonly called semiconductors. Though the finished product possesses no unusual hazards, materials commonly associated with semiconductor manufacturing are often quite hazardous and include flammable liquids, pyrophoric and flammable gases, toxic substances and corrosives. The requirements of this chapter are concerned with both life safety and property protection. However, the fire code official should recognize that the risk of extraordinary property damages is far more common than the risk of personal injuries from fire. As with other chapters of the *International Fire Code*, Section 2702 contains a list of terms that are defined in Chapter 2 and are applicable to the chapter contents.

Chapter 28 Lumber Yards and Woodworking Facilities. Provisions of this chapter (which was formerly Chapter 19) are intended to prevent fires and explosions, facilitate fire control and reduce exposures to and from facilities storing, selling or processing wood and forest products, including sawdust, wood chips, shavings, bark mulch, shorts, finished planks, sheets, posts, poles, timber and raw logs and the hazard they represent once ignited. This chapter requires active and passive fire protection features to reduce on- and off-site exposures, limit fire size and development and facilitate fire fighting by employees and the fire service. As with other chapters of the *International Fire Code*, Section 2802 contains a list of terms that are defined in Chapter 2 and are applicable to the chapter contents.

Chapter 29 Manufacture of Organic Coatings. This chapter (which was formerly Chapter 20) regulates materials and processes associated with the manufacture of paints as well as bituminous, asphaltic and other diverse compounds formulated to protect buildings, machines and objects from the effects of weather, corrosion and hostile environmental exposures. Paint for decorative, architectural and industrial uses comprises the bulk of organic coating production. Painting and processes related to the manufacture of nonflammable and noncombustible or water-based products are exempt from the provisions of this chapter. The application of organic coatings is covered by Chapter 24. Elimination of ignition sources, maintenance of fire protection equipment and isolation or segregation of hazardous operations are emphasized. As with other chapters of the *International Fire Code*, Section 2902 contains a term that is defined in Chapter 2 and is applicable to the chapter contents.

Chapter 30 Industrial Ovens. This chapter (which was formerly Chapter 21) addresses the fuel supply, ventilation, emergency shutdown equipment, fire protection and the operation and maintenance of industrial ovens, which are sometimes referred to as industrial heat enclosures or industrial furnaces. Compliance with this chapter is intended to reduce the likelihood of fires involving industrial ovens which are usually the result of the fuel in use or volatile vapors given off by the materials being heated or to manage the impact if a fire should occur. As with other chapters of the *International Fire Code*, Section 3002 contains a list of terms that are defined in Chapter 2 and are applicable to the chapter contents.

Chapter 31 Tents and Other Membrane Structures. The requirements in this chapter (which was formerly Chapter 24) are intended to protect temporary as well as permanent tents and air-supported and other membrane structures from fire by regulating structure location and access, anchorage, egress, heat-producing equipment, hazardous materials and operations, combustible vegetation, ignition sources, waste accumulation and requiring regular inspections and certifying continued compliance with fire safety regulations. As with other chapters of the *International Fire Code*, Section 3102 contains a list of terms that are defined in Chapter 2 and are applicable to the chapter contents.

Chapter 32 High-piled Combustible Storage. This chapter (which was formerly Chapter 23) provides guidance for reasonable protection of life from hazards associated with the storage of combustible materials in closely packed piles or on pallets, in racks or on shelves where the top of storage is greater than 12 feet in height. It provides requirements for identifying various classes of commodities; general fire and life safety features including storage arrangements, smoke and heat venting, fire department access and housekeeping and maintenance requirements. The chapter attempts to define the potential fire severity and, in turn, determine fire and life safety protection measures needed to control, and in some cases suppress, a potential fire. This chapter does not cover miscellaneous combustible materials storage regulated in Section 315. As with other chapters of the *International Fire Code*, Section 3202 contains a list of terms that are defined in Chapter 2 and are applicable to the chapter contents.

Chapter 33 Fire Safety During Construction and Demolition. Chapter 33 (which was formerly Chapter 14) outlines general fire safety precautions for all structures and all occupancies during construction and demolition operations. In general, these requirements seek to maintain required levels of fire protection, limit fire spread, establish the appropriate operation of equipment and promote prompt response to fire emergencies. Features regulated include fire protection systems, fire fighter access to the site and building, means of egress, hazardous materials storage and use and temporary heating equipment and other ignition sources. With the 2012 reorganization, this chapter now correlates with Chapter 33 of the IBC.

Chapter 34 Tire Rebuilding and Tire Storage. The requirements of Chapter 34 (which was formerly Chapter 25) are intended to prevent or control fires and explosions associated with the remanufacture and storage of tires and tire byproducts. Additionally, the requirements are intended to minimize the impact of indoor and outdoor tire storage fires by regulating pile volume and location, segregating the various operations, providing for fire department access and a water supply and controlling ignition sources.

Chapter 35 Welding and Other Hot Work. This chapter (which was formerly Chapter 26) covers requirements for safety in welding and other types of hot work by reducing the potential for fire ignitions that usually result in large losses. Several different types of hot work would fall under the requirements found in Chapter 35, including both gas and electric arc methods and any open-torch operations. Many of the activities of this chapter focus on the actions of the occupants. As with other chapters of the *International Fire Code*, Section 3502 contains a list of terms that are defined in Chapter 2 and are applicable to the chapter contents.

Chapter 36 Marinas. Chapter 36 (which was formerly Chapter 45) addresses the fire protection and prevention requirements for marinas. It was developed in response to the complications encountered by a number of fire departments responsible for the protection of marinas as well as fire loss history in marinas that lacked fire protection. Compliance with this chapter intends to establish safe practices in marina areas, provide an identification method for mooring spaces in the marina, provide fire fighters with safe operational areas and fire protection methods to extend hose lines in a safe manner. As with other chapters of the *International Fire Code*, Section 3602 contains a list of terms that are defined in Chapter 2 and are applicable to the chapter contents.

Chapters 37 through 49. Reserved for future use.

PART V—HAZARDOUS MATERIALS

Chapter 50 Hazardous Materials—General Provisions. This chapter (which was formerly Chapter 27) contains the general requirements for all hazardous chemicals in all occupancies. Hazardous chemicals are defined as those that pose an unreasonable risk to the health and safety of operating or emergency personnel, the public and the environment if not properly controlled during handling, storage, manufacture, processing, packaging, use, disposal or transportation. The general provisions of this chapter are intended to be companion provisions with the specific requirements of Chapters 51 through 67 (which were formerly Chapters 28 through 44) regarding a given hazardous material. As with other chapters of the *International Fire Code*, Section 5002 contains a list of terms that are defined in Chapter 2 and are applicable to the chapter contents.

Chapter 51 Aerosols. Chapter 51 (which was formerly Chapter 28) addresses the prevention, control and extinguishment of fires and explosions in facilities where retail aerosol products are displayed or stored. It is concerned with both life safety and property protection from a fire; however, historically, aerosol product fires have caused property loss more frequently than loss of life. Requirements for storing aerosol products are dependent on the level of aerosol product, level of sprinkler protection, type of storage condition and quantity of aerosol products. As with other chapters of the *International Fire Code*, Section 5102 contains a list of terms that are defined in Chapter 2 and are applicable to the chapter contents.

Chapter 52 Combustible Fibers. Chapter 52 (which was formerly Chapter 29) establishes the requirements for storage and handling of combustible fibers, including animal, vegetable and synthetic fibers, whether woven into textiles, baled, packaged or loose. Operations involving combustible fibers are typically associated with salvage, paper milling, recycling, cloth manufacturing, carpet and textile mills and agricultural operations, among others. The primary hazard associated with these operations is the abundance of materials and their ready ignitability. As with other chapters of the *International Fire Code*, Section 5202 contains a list of terms that are defined in Chapter 2 and are applicable to the chapter contents.

Chapter 53 Compressed Gases. This chapter (which was formerly Chapter 30) regulates the storage, use and handling of all flammable and nonflammable compressed gases, such as those that are used in medical facilities, air separation plants, industrial plants, agricultural equipment and similar occupancies. Standards for the design, construction and marking of compressed gas cylinders and pressure vessels are referenced. Compressed gases used in welding and cutting, cryogenic liquids and liquefied petroleum gases are also regulated under Chapters 35, 55 and 61, respectively. Compressed gases that are classified as hazardous materials are also regulated in Chapter 50, which includes general requirements. As with other chapters of the *International Fire Code*, Section 5302 contains a list of terms that are defined in Chapter 2 and are applicable to the chapter contents.

Chapter 54 Corrosive Materials. Chapter 54 (which was formerly Chapter 31) addresses the hazards of corrosive materials that have a destructive effect on living tissues. Though corrosive gases exist, most corrosive materials are solid and classified as either acids or bases (alkalis). These materials may pose a wide range of hazards other than corrosivity, such as combustibility, reactivity or oxidizing hazards, and must conform to the requirements of the code with respect to all their known hazards. The focus of this chapter is on materials whose primary hazard is corrosivity; that is, the ability to destroy or irreparably damage living tissue on contact. As with other chapters of the *International Fire Code*, Section 5402 contains a list of terms that are defined in Chapter 2 and are applicable to the chapter contents.

Chapter 55 Cryogenic Fluids. This chapter (which was formerly Chapter 32) regulates the hazards associated with the storage, use and handling of cryogenic fluids through regulation of such things as pressure relief mechanisms and proper container storage. These hazards are in addition to the code requirements that address the other hazards of cryogenic fluids such as flammability and toxicity. These other characteristics are dealt with in Chapter 50 and other chapters, such as Chapter 58 dealing with flammable gases. Cryogens are hazardous because they are held at extremely low temperatures and high pressures. Many cryogenic fluids, however, are actually inert gases and would not be regulated elsewhere in the code. Cryogens are used for many applications but specifically have had widespread use in the biomedical field and in space programs. As with other chapters of the *International Fire Code*, Section 5502 contains a list of terms that are defined in Chapter 2 and are applicable to the chapter contents.

Chapter 56 Explosives and Fireworks. This chapter (which was formerly Chapter 33) prescribes minimum requirements for the safe manufacture, storage, handling and use of explosives, ammunition and blasting agents for commercial and industrial occupancies. These provisions are intended to protect the general public, emergency responders and individuals who handle explosives. Chapter 56 also regulates the manufacturing, retail sale, display and wholesale distribution of fireworks, establishing the requirements for obtaining approval to manufacture, store, sell, discharge or conduct a public display, and references national standards for regulations governing manufacture, storage and public displays. As with other chapters of the *International Fire Code*, Section 5602 contains a list of terms that are defined in Chapter 2 and are applicable to the chapter contents.

Chapter 57 Flammable and Combustible Liquids. The requirements of this chapter (which was formerly Chapter 34) are intended to reduce the likelihood of fires involving the storage, handling, use or transportation of flammable and combustible liquids. Adherence to these practices may also limit damage in the event of an accidental fire involving these materials. These liquids are used for fuel, lubricants, cleaners, solvents, medicine and even drinking. The danger associated with flammable and combustible liquids is that the vapors from these liquids, when combined with air in their flammable range, will burn or explode at temperatures near normal living and working environment. The protection provided by the code is to prevent the flammable and combustible liquids from being ignited. As with other chapters of the *International Fire Code*, Section 5702 contains a list of terms that are defined in Chapter 2 and are applicable to the chapter contents.

Chapter 58 Flammable Gases and Flammable Cryogenic Fluids. Chapter 58 (which was formerly Chapter 35) sets requirements for the storage and use of flammable gases. For safety purposes, there is a limit on the quantities of flammable gas allowed per control area. Exceeding these limitations increases the possibility of damage to both property and individuals. The principal hazard posed by flammable gas is its ready ignitability, or even explosivity, when mixed with air in the proper proportions. Consequently, occupancies storing or handling large quantities of flammable gas are classified as Group H-2 (high hazard) by the *International Building Code*. As with other chapters of the *International Fire Code*, Section 5802 contains a list of terms that are defined in Chapter 2 and are applicable to the chapter contents.

Chapter 59 Flammable Solids. This chapter (which was formerly Chapter 36) addresses general requirements for storage and handling of flammable solids, especially magnesium; however, it is important to note that several other solid materials, primarily metals including, but not limited to, such metals as titanium, zirconium, hafnium, calcium, zinc, sodium, lithium, potassium, sodium/potassium alloys, uranium, thorium and plutonium which, under the right conditions, can be explosion hazards. Some of these metals are almost exclusively laboratory materials but because of where they are used, fire service personnel must be trained to handle emergency situations. Because uranium, thorium and plutonium are also radioactive materials, they present still more specialized problems for fire service personnel. As with other chapters of the *International Fire Code*, Section 5902 contains a list of terms that are defined in Chapter 2 and are applicable to the chapter contents.

Chapter 60 Highly Toxic and Toxic Materials. The main purpose of this chapter (which was formerly Chapter 37) is to protect occupants, emergency responders and those in the immediate area of the building and facility from short-term, acute hazards associated with a release or general exposure to toxic and highly toxic materials. This chapter deals with all three states of toxic and highly toxic materials: solids, liquids and gases. The code does not address long-term exposure effects of these materials which are addressed by agencies such as the Environmental Protection Agency (EPA) and Occupational Safety and Health Administration (OSHA). As with other chapters of the *International Fire Code*, Section 6002 contains a list of terms that are defined in Chapter 2 and are applicable to the chapter contents.

Chapter 61 Liquefied Petroleum Gases. Chapter 61 (which was formerly Chapter 38) establishes requirements for the safe handling, storing and use of LP-gas to reduce the possibility of damage to containers, accidental releases of LP-gas and exposure of flammable concentrations of LP-gas to ignition sources. LP-gas (notably Propane) is well known as a camping fuel for cooking, lighting, heating and refrigerating and also remains a popular standby fuel supply for auxiliary generators as well as being widely used as an alternative motor vehicle fuel. Its characteristic as a clean-burning fuel having resulted in the addition of propane dispensers to service stations throughout the country. As with other chapters of the *International Fire Code*, Section 6102 contains a list of terms that are defined in Chapter 2 and are applicable to the chapter contents.

Chapter 62 Organic Peroxides. This chapter (which was formerly Chapter 39) addresses the hazards associated with the storage, handling and use of organic peroxides and intends to manage the fire and oxidation hazards of organic peroxides by preventing their uncontrolled release. These chemicals possess the characteristics of flammable or combustible liquids and are also strong oxidizers. This unusual combination of properties requires special storage and handling precautions to prevent uncontrolled release, contamination, hazardous chemical reactions, fires or explosions. The requirements of this chapter pertain to industrial applications in which significant quantities of organic peroxides are stored or used; however, smaller quantities of organic peroxides still pose a significant hazard and, therefore, must be stored and used in accordance with the applicable provisions of this chapter and Chapter 50. As with other chapters of the *International Fire Code*, Section 6202 contains a list of terms that are defined in Chapter 2 and are applicable to the chapter contents.

Chapter 63 Oxidizers, Oxidizing Gases and Oxidizing Cryogenic Fluids. Chapter 63 (which was formerly Chapter 40) addresses the hazards associated with solid, liquid, gaseous and cryogenic fluid oxidizing materials, including oxygen in home use, and establishes criteria for their safe storage and protection in indoor and outdoor storage facilities, minimizing the potential for uncontrolled releases and contact with fuel sources. Although oxidizers themselves do not burn, they pose unique fire hazards because of their ability to support combustion by breaking down and giving off oxygen. As with other chapters of the *International Fire Code*, Section 6302 contains a list of terms that are defined in Chapter 2 and are applicable to the chapter contents.

Chapter 64 Pyrophoric Materials. This chapter (which was formerly Chapter 41) regulates the hazards associated with pyrophoric materials, which are capable of spontaneously igniting in the air at or below a temperature of 130°F (54°C). Many pyrophoric materials also pose severe flammability or reactivity hazards. This chapter addresses only the hazards associated with pyrophoric materials. Materials that pose multiple hazards must conform to the requirements of the code with respect to all hazards. As with other chapters of the *International Fire Code*, Section 6402 contains a list of terms that are defined in Chapter 2 and are applicable to the chapter contents.

Chapter 65 Pyroxylin (Cellulose Nitrate) Plastics. This chapter (which was formerly Chapter 42) addresses the significant hazards associated with pyroxylin (cellulose nitrate) plastics, which are the most dangerous and unstable of all plastic compounds. The chemically bound oxygen in their structure permits them to burn vigorously in the absence of atmospheric oxygen at a rate 15 times greater than comparable common combustibles. Strict compliance with the provisions of this chapter, along with proper housekeeping and storage arrangements, help to reduce the hazards associated with pyroxylin (cellulose nitrate) plastics in a fire or other emergencies.

Chapter 66 Unstable (Reactive) Materials. This chapter (which was formerly Chapter 43) addresses the hazards of unstable (reactive) liquid and solid materials as well as unstable (reactive) compressed gases. In addition to their unstable reactivity, these materials may pose other hazards, such as toxicity, corrosivity, explosivity, flammability or oxidizing potential. This chapter, however, intends to address those materials whose primary hazard is unstable reactivity. Materials that pose multiple hazards must conform to the requirements of the code with respect to all hazards. Strict compliance with the provisions of this chapter, along with proper housekeeping and storage arrangements, help to reduce the exposure hazards associated with unstable (reactive) materials in a fire or other emergency. As with other chapters of the *International Fire Code*, Section 6602 contains a list of terms that are defined in Chapter 2 and are applicable to the chapter contents.

Chapter 67 Water-reactive Solids and Liquids. This chapter (which was formerly Chapter 44) addresses the hazards associated with water-reactive materials that are solid or liquid at normal temperatures and pressures. In addition to their water reactivity, these materials may pose a wide range of other hazards, such as toxicity, flammability, corrosiveness or oxidizing potential. This chapter addresses only those materials whose primary hazard is water reactivity. Materials that pose multiple hazards must conform to the requirements of the code with respect to all hazards. Strict compliance with the requirements of this chapter, along with proper housekeeping and storage arrangements, helps to reduce the exposure hazards associated with water-reactive materials in a fire or other emergency. As with other chapters of the *International Fire Code*, Section 6702 contains a list of terms that are defined in Chapter 2 and are applicable to the chapter contents.

Chapters 68 through 79. Reserved for future use.

PART VI—REFERENCED STANDARDS

Chapter 80 Referenced Standards. The code contains several references to standards that are used to regulate materials and methods of construction. Chapter 80 (which was formerly Chapter 47) contains a comprehensive list of all standards that are referenced in the code. The standards are part of the code to the extent of the reference to the standard (see Section 102.7). Compliance with the referenced standard is necessary for compliance with this code. By providing specifically adopted standards, the construction and installation requirements necessary for compliance with the code can be readily determined. The basis for code compliance is, therefore, established and available on an equal basis to the code official, contractor, designer and owner.

Chapter 80 is organized in a manner that makes it easy to locate specific standards. It lists all of the referenced standards, alphabetically, by acronym of the promulgating agency of the standard. Each agency's standards are then listed in either alphabetical or numeric order based upon the standard identification. The list also contains the title of the standard; the edition (date) of the standard referenced; any addenda included as part of the ICC adoption; and the section or sections of this code that reference the standard.

PART VII—APPENDICES

Appendix A Board of Appeals. This appendix contains optional criteria that, when adopted, provides jurisdictions with detailed appeals, board member qualifications and administrative procedures to supplement the basic requirements found in Section 108 of the code. Note that the provisions contained in this appendix are not mandatory unless specifically referenced in the adopting ordinance (see sample ordinance on page xxi).

Appendix B Fire-flow Requirements for Buildings. This appendix provides a tool for the use of jurisdictions in establishing a policy for determining fire-flow requirements in accordance with IFC Section 507.3. The determination of required fire flow is not an exact science, but having some level of information provides a consistent way of choosing the appropriate fire flow for buildings throughout a jurisdiction. The primary tool used in this appendix is a table which presents fire flow based on construction type and building area based on the correlation of the Insurance Services Office (ISO) method and the construction types used in the *International Building Code*. Note that the provisions contained in this appendix are not mandatory unless specifically referenced in the adopting ordinance (see sample ordinance on page xxi).

Appendix C Fire Hydrant Locations and Distribution. This appendix focuses on the location and spacing of fire hydrants which is important to the success of fire-fighting operations. The difficulty with determining the spacing of fire hydrants is that every situation is unique and has unique challenges. Finding one methodology for determining hydrant spacing is difficult. This particular appendix gives one methodology based on the required fire flow that fire departments can work with to set a policy for hydrant distribution around new buildings and facilities in conjunction with IFC Section 507.5. Note that the provisions contained in this appendix are not mandatory unless specifically referenced in the adopting ordinance (see sample ordinance on page xxi).

Appendix D Fire Apparatus Access Roads. This appendix contains more detailed elements for use with the basic access requirements found in IFC Section 503 which gives some minimum criteria, such as a maximum length of 150 feet and a minimum width of 20 feet, but in many cases does not state specific criteria. This appendix, like Appendices B and C, is a tool for jurisdictions looking for guidance in establishing access requirements and includes criteria for multiple-family residential developments, large one- and two-family subdivisions, specific examples for various types of turn-arounds for fire department apparatus and parking regulatory signage. Note that the provisions contained in this appendix are not mandatory unless specifically referenced in the adopting ordinance (see sample ordinance on page xxi).

Appendix E Hazard Categories. This appendix contains guidance for designers, engineers, architects, code officials, plans reviewers and inspectors in the classifying of hazardous materials so that proposed designs can be evaluated intelligently and accurately. The descriptive materials and explanations of hazardous materials and how to report and evaluate them on a Material Safety Data Sheet (MSDS) that are contained in this appendix are intended to be instructional as well as informative. Note that this appendix is for information purposes and is not intended for adoption.

Appendix F Hazard Ranking. The information in this appendix is intended to be a companion to the specific requirements of Chapters 51 through 67 which regulate the storage, handling and use of all hazardous materials classified as either physical or health hazards. These materials pose diverse hazards, including instability, reactivity, flammability, oxidizing potential or toxicity; therefore, identifying them by hazard ranking is essential. This appendix lists the various hazardous materials categories that are defined in the code, along with the NFPA 704 hazard ranking for each. Note that the provisions contained in this appendix are not mandatory unless specifically referenced in the adopting ordinance (see sample ordinance on page xxi).

Appendix G Cryogenic Fluids—Weight and Volume Equivalents. This appendix gives the fire code official and design professional a ready reference tool for the conversion of the liquid weight and volume of cryogenic fluid to their corresponding volume of gas and vice versa and is a companion to the provisions of Chapter 55 of the code. Note that this appendix is for information purposes and is not intended for adoption.

Appendix H Hazardous Materials Management Plan (HMMP) and Hazardous Materials Inventory Statement (HMIS) Instructions. This appendix is intended to assist businesses in establishing a Hazardous Materials Management Plan (HMMP) and Hazardous Materials Inventory Statement (HMIS) based on the classification and quantities of materials that would be found on site in storage and/or use. The sample forms and available Material Safety Data Sheets (MSDS) provide the basis for the evaluations. It is also a companion to IFC Sections 407.5 and 407.6 which provide the requirement that the HMIS and HMMP be submitted when required by the fire code official. Note that the provisions contained in this appendix are not mandatory unless specifically referenced in the adopting ordinance (see sample ordinance on page xxi).

Appendix I Fire Protection Systems—Noncompliant Conditions. The purpose of this IFC appendix, which was developed by the ICC Hazard Abatement in Existing Buildings Committee, is to provide the fire code official with a list of conditions that are readily identifiable by the inspector during the course of an inspection utilizing the *International Fire Code*. The specific conditions identified in this appendix are primarily derived from applicable NFPA standards and pose a hazard to the proper operation of the respective systems. While these do not represent all of the conditions that pose a hazard or otherwise may impair the proper operation of fire protection systems, their identification in this adoptable appendix will provide a more direct path for enforcement by the fire code official. Note that the provisions contained in this appendix are not mandatory unless specifically referenced in the adopting ordinance (see sample ordinance on page xxi).

Appendix J Building Information Sign. This new appendix replaces the emergency responder communications facilities provisions which previously occupied Appendix J and that have been relocated to Section 510 in the 2012 edition. It provides design, installation and maintenance requirements for a Building Information Sign (BIS), a fire service tool to be utilized in the crucial, initial response of fire fighters to a structure fire. The BIS placard is designed to be utilized within the initial response time frame of an incident to assist fire fighters in their tactical size-up of a situation as soon as possible after arrival on the scene of a fire emergency. The BIS design is in the shape of a fire service Maltese Cross symbol and includes five spaces (the four wings plus the centerpiece of the cross symbol) in which information is placed about the tactical considerations of construction type and hourly rating, fire protection systems, occupancy type, content hazards and special features which could affect tactical decisions and operations. Note that the provisions contained in this appendix are not mandatory unless specifically referenced in the adopting ordinance (see sample ordinance on page xxi).

LEGISLATION

The *International Codes* are designed and promulgated to be adopted by reference by legislative action. Jurisdictions wishing to adopt the 2013 *California Fire Code* as an enforceable set of regulations for the safeguarding of life and property from fire and explosion hazards arising from the storage, handling and use of hazardous substances, materials and devices, and from conditions hazardous to life or property in the occupancy of buildings and premises should ensure that certain factual information is included in the adopting legislation at the time adoption is being considered by the appropriate governmental body. The following sample adoption legislation addresses several key elements, including the information required for insertion into the code text.

SAMPLE LEGISLATION FOR ADOPTION OF THE CALIFORNIA FIRE CODE ORDINANCE NO. _____

A[N] [ORDINANCE/STATUTE/REGULATION] of the [NAME OF JURISDICTION] adopting the 2012 edition of the *International Fire Code*, regulating and governing the safeguarding of life and property from fire and explosion hazards arising from the storage, handling and use of hazardous substances, materials and devices, and from conditions hazardous to life or property in the occupancy of buildings and premises in the [NAME OF JURISDICTION]; providing for the issuance of permits and collection of fees therefor; repealing [ORDINANCE/STATUTE/REGULATION] No. _____ of the [NAME OF JURISDICTION] and all other ordinances or parts of laws in conflict therewith.

The [GOVERNING BODY] of the [NAME OF JURISDICTION] does ordain as follows:

Section 1. That a certain document, three (3) copies of which are on file in the office of the [TITLE OF JURISDICTION'S KEEPER OF RECORDS] of [NAME OF JURISDICTION], being marked and designated as the *California Fire Code*, 2013 edition, including Appendix Chapters [FILL IN THE APPENDIX CHAPTERS BEING ADOPTED] (see *California Fire Code* Section 101.2.1, 2012 edition), as published by the International Code Council, be and is hereby adopted as the Fire Code of the [NAME OF JURISDICTION], in the State of [STATE NAME] regulating and governing the safeguarding of life and property from fire and explosion hazards arising from the storage, handling and use of hazardous substances, materials and devices, and from conditions hazardous to life or property in the occupancy of buildings and premises as herein provided; providing for the issuance of permits and collection of fees therefor; and each and all of the regulations, provisions, penalties, conditions and terms of said Fire Code on file in the office of the [NAME OF JURISDICTION] are hereby referred to, adopted, and made a part hereof, as if fully set out in this legislation, with the additions, insertions, deletions and changes, if any, prescribed in Section 2 of this ordinance.

Section 2. That the following sections are hereby revised:

Section 101.1. Insert: [NAME OF JURISDICTION]

Section 109.4. Insert: [OFFENSE, DOLLAR AMOUNT, NUMBER OF DAYS]

Section 111.4. Insert: [DOLLAR AMOUNT IN TWO LOCATIONS]

Section 3. That the geographic limits referred to in certain sections of the 2013 *California Fire Code* are hereby established as follows:

Section 5704.2.9.6.1 (geographic limits in which the storage of Class I and Class II liquids in above-ground tanks outside of buildings is prohibited): [JURISDICTION TO SPECIFY]

Section 5706.2.4.4 (geographic limits in which the storage of Class I and Class II liquids in above-ground tanks is prohibited): [JURISDICTION TO SPECIFY]

Section 5806.2 (geographic limits in which the storage of flammable cryogenic fluids in stationary containers is prohibited): [JURISDICTION TO SPECIFY]

Section 6104.2 (geographic limits in which the storage of liquefied petroleum gas is restricted for the protection of heavily populated or congested areas): [JURISDICTION TO SPECIFY]

Section 4. That [ORDINANCE/STATUTE/REGULATION] No. _____ of [NAME OF JURISDICTION] entitled [FILL IN HERE THE COMPLETE TITLE OF THE LEGISLATION OR LAWS IN EFFECT AT THE PRESENT TIME SO THAT THEY WILL BE REPEALED BY SPECIFIC REFERENCE] and all other ordinances or parts of laws in conflict herewith are hereby repealed.

Section 5. That if any section, subsection, sentence, clause or phrase of this legislation is, for any reason, held to be unconstitutional, such decision shall not affect the validity of the remaining portions of this ordinance. The [GOVERNING BODY] hereby declares that it would have passed this law, and each section, subsection, clause or phrase thereof, irrespective of the fact that any one or more sections, subsections, sentences, clauses and phrases be declared unconstitutional.

Section 6. That nothing in this legislation or in the Fire Code hereby adopted shall be construed to affect any suit or proceeding impending in any court, or any rights acquired, or liability incurred, or any cause or causes of action acquired or existing, under any act or ordinance hereby repealed as cited in Section 4 of this law; nor shall any just or legal right or remedy of any character be lost, impaired or affected by this legislation.

Section 7. That the [JURISDICTION'S KEEPER OF RECORDS] is hereby ordered and directed to cause this legislation to be published. (An additional provision may be required to direct the number of times the legislation is to be published and to specify that it is to be in a newspaper in general circulation. Posting may also be required.)

Section 8. That this law and the rules, regulations, provisions, requirements, orders and matters established and adopted hereby shall take effect and be in full force and effect [TIME PERIOD] from and after the date of its final passage and adoption.



TABLE OF CONTENTS

CHAPTER 1 SCOPE AND ADMINISTRATION 1	308 Open Flames 69
DIVISION I—CALIFORNIA ADMINISTRATION . . . 3	309 Powered Industrial Trucks and Equipment 71
Section	310 Smoking 71
1.1 General 3	311 Vacant Premises 72
1.11 Office of the State Fire Marshal 5	312 Vehicle Impact Protection 73
DIVISION II—ADMINISTRATION 12	313 Fueled Equipment 73
PART 1—GENERAL PROVISIONS 12	314 Indoor Displays 74
Section	315 General Storage 74
101 General 12	316 Hazards to Fire Fighters 74
102 Applicability 12	317 Rooftop Gardens and Landscaped Roofs 75
PART 2—ADMINISTRATIVE PROVISIONS 13	318 Laundry Carts 76
103 Department of Fire Prevention 13	California Code of Regulations, Title 19, Division 1.
104 General Authority and Responsibilities 13	Section
105 Permits 15	3.14 Fire Hazard 65
106 Inspections 22	3.19(a-g) Housekeeping 65
107 Maintenance 23	3.07(a) Clearances (Combustible Material) 66
108 Board of Appeals 23	3.07(b) Clearances (Ground Clearance) 67
109 Violations 23	3.19(b) and (c)
110 Unsafe Buildings 24	Housekeeping 67
111 Stop Work Order 24	3.25(a) and (b)
112 Service Utilities 25	Open Flame Devices 69
113 Fees 25	3.32(a) and (b)
CHAPTER 2 DEFINITIONS 27	Smoking (Group E Occupancies) 72
Section	3.32(d) Smoking (Group I and R Occupancies) 72
201 General 29	3.32(c) Smoking (Group A Occupancies) 72
202 General Definitions 29	California Code of Regulations, Title 19, Division 1.
CHAPTER 3 GENERAL REQUIREMENTS 65	Section
Section	3.05(b)
301 General 65	Fire Department Access and
302 Definitions 66	Egress (Roofs) 75
303 Asphalt Kettles 66	CHAPTER 4 EMERGENCY PLANNING
304 Combustible Waste Material 66	AND PREPAREDNESS 77
305 Ignition Sources 68	Section
306 Motion Picture Projection Rooms and Film 68	401 General 77
307 Open Burning, Recreational Fires and	402 Definitions 78
Portable Outdoor Fireplaces 68	403 Public Assemblages and Events 78
	404 Fire Safety and Evacuation Plans 78
	405 Emergency Evacuation Drills 81
	406 Employee Training and Response Procedures 82
	407 Hazard Communication 82
	408 Use and Occupancy-related Requirements 83

TABLE OF CONTENTS

CHAPTER 5 FIRE SERVICE FEATURES 87

Section

501 General 87

502 Definitions 87

503 Fire Apparatus Access Roads 88

504 Access to Building Openings and Roofs 89

505 Premises Identification 89

506 Key Boxes 90

507 Fire Protection Water Supplies 90

508 Fire Command Center 91

509 Fire Protection and Utility Equipment
Identification and Access 92

510 Emergency Responder Radio Coverage 92

**CHAPTER 6 BUILDING SERVICES
AND SYSTEMS 95**

Section

601 General 95

602 Definitions 95

603 Fuel-fired Appliances 95

604 Emergency and Standby Power Systems 98

605 Electrical Equipment, Wiring and Hazards 101

606 Mechanical Refrigeration 103

607 Elevator Operation, Maintenance and
Fire Service Keys 105

608 Stationary Storage Battery Systems 106

609 Commercial Kitchen Hoods 108

610 Commercial Kitchen Cooking Oil Storage 108

California Code of Regulations, Title 19, Division 1.

Section

3.17(a) and (b)
Guards for Heating Appliances 97

**CHAPTER 7 FIRE-RESISTANCE-RATED
CONSTRUCTION 109**

Section

701 General 109

702 Definitions 109

703 Fire-resistance-rated Construction 109

704 Floor Openings and Shafts 110

705 Exterior Walls 110

**CHAPTER 8 INTERIOR FINISH,
DECORATIVE MATERIALS
AND FURNISHINGS 111**

Section

801 General 113

802 Definitions 113

803 Interior Wall and Ceiling Finish and
Trim in Existing Buildings 113

804 Interior Wall and Ceiling Trim and
Interior Floor Finish in New and
Existing Buildings 116

805 Upholstered Furniture and Mattresses in
New and Existing Buildings 117

806 Decorative Vegetation in New and
Existing Buildings 119

807 Decorative Materials Other than Decorative
Vegetation in New and Existing Buildings 120

808 Furnishings Other than Upholstered
Furniture and Mattresses or Decorative
Materials in New and Existing Buildings 123

California Code of Regulations, Title 19, Division 1.

Section

1172 Purpose (Flame-retardant Chemicals,
Fabrics and Materials) 113

1173 Scope (Flame-retardant Chemicals,
Fabrics and Materials) 113

1174 Basis 113

1191 Approved 113

1196 Flame-Retardant Chemical 113

1201 Nonflammable Material 113

1202 Place of Public Assemblage 113

3.08 Decorative Materials 120

3.08 Decorative Materials
(Other than Artificial Vegetation) 121

1273.1 Fabrics for Interior Use 121

1273.2 Fabrics for Exterior Use 121

1321.1 Fabric and Material Certification 121

1324 Job Labeling 121

1325 Labeling Required 121

1326 Retreatment 122

1327 Installation 122

3.19(b) and (c)
Housekeeping 123

CHAPTER 9 FIRE PROTECTION SYSTEMS 125

Section

901 General 131

902 Definitions 134

903 Automatic Sprinkler Systems 136

904 Alternative Automatic Fire-extinguishing Systems 144

905 Standpipe Systems 148

906 Portable Fire Extinguishers 150

907 Fire Alarm and Detection Systems 158

908 Emergency Alarm Systems 175

909 Smoke Control Systems 176

910 Smoke and Heat Removal 182

911 Explosion Control 184

912 Fire Department Connections 184

913 Fire Pumps 186

914 Fire Protection Based on Special Detailed Requirements of Use and Occupancy 186

California Code of Regulations, Title 19, Division 1.

Section

General

1.14 Maintenance 132

3.24 Maintenance of Equipment 132

904(a) Required Inspection, Testing, and Maintenance Frequencies 132

904(a)(1) Required Inspection, Testing, and Maintenance Frequencies 132

904(b) Required Inspection, Testing, and Maintenance Frequencies 132

904.2(a) Testing and Maintenance Requirements 132

904.2(b) Testing and Maintenance Requirements 132

904.2(h) Testing and Maintenance Requirements 132

904.2(i) Testing and Maintenance Requirements 132

904.1(a) Inspection Requirements 133

904.2(g) Testing and Maintenance Requirements 133

904.1(b) Inspection Requirements 133

904.2(c) Testing and Maintenance Requirements 133

904.2(j) Testing and Maintenance Requirements 133

904.1(c) Inspection Requirements 133

904.2(d) Testing and Maintenance Requirements 133

904.2(e) Testing and Maintenance Requirements 134

904.2(f) Testing and Maintenance Requirements 134

Definitions

902.4(b) "E" Definitions 135

902.9(a) "I" Definitions 135

902.12(a) "M" Definitions 135

902.15(a) "P" Definitions 135

902.18(a) "S" Definitions 135

902.19(a) "T" Definitions 136

904 Required Inspection, Testing and Maintenance Frequencies 144

904.2(a)2 Required Inspection, Testing, and Maintenance Frequencies 144

904.7(a) through (c) Required Inspection, Testing and Maintenance Frequencies for Engineered and Pre-Engineered Fixed Extinguishing Systems 144

Portable Fire Extinguishers

573(a) through (c) Fire Extinguisher Size and Placement for Commercial Cooking Operations 147

3.29(a) through (d) Portable Fire Extinguishing Equipment 151

565(a) Selection of Fire Extinguishers 151

565.1(a) through (c) Classification of Hazards 152

565.2(a) through (e) Selection by Hazard 152

566(a) through (f) Application for Specific Hazards 152

567.8 Installation Temperatures 153

574.1 Frequency of Inspection 153

574.2 Inspection Procedures 153

567.1 Operating Conditions 154

574.3 Corrective Action 154

574.4 Nonrechargeable Extinguishers 154

575.10 Out of Service 154

591.5 Replacement Extinguishers 154

596.7(a) and (b) Removal of Tag 154

574.5(a) through (c) Inspection Record Keeping 154

567(a) through (k) Distribution of Fire Extinguishers 154

568(a) through (e) Fire Extinguisher Size and Placement for Class A Hazards 155

TABLE OF CONTENTS

569(a) through (c)
Fire Extinguisher Size and Placement for Class B Fires Other than for Fires in Flammable Liquids of Appreciable Depth . . .155

570(a) through (e)
Fire Extinguisher Size and Placement for Class B Fires in Flammable Liquids of Appreciable Depth 155

571(a) *Fire Extinguisher Size and Placement for Class C Hazards* 156

573(a) through (c)
Fire Extinguisher Size and Placement for Commercial Cooking Operations 157

567.5 *Physical Damage Protection* 157

567.3 *Installation* 157

567.4 *Brackets* 157

567.6 *Mounting* 157

567.2 *Cabinets* 157

567.7 *Sealed Cabinets* 157

Fire Alarms

3.12 *Fire Alarm (Organized Camp)* 168

CHAPTER 10 MEANS OF EGRESS 191

Section

1001 Administration 193

1002 Definitions 194

1003 General Means of Egress 194

1004 Occupant Load 196

1005 Means of Egress Sizing 197

1006 Means of Egress Illumination. 198

1007 Accessible Means of Egress 199

1008 Doors, Gates and Turnstiles 202

1009 Stairways 209

1010 Ramps 213

1011 Exit Signs 215

1012 Handrails 216

1013 Guards 217

1014 Exit Access 219

1015 Exit and Exit Access Doorways 219

1016 Exit Access Travel Distance 221

1017 Aisles 222

1018 Corridors 223

1019 Egress Balconies 224

1020 Exits 225

1021 Number of Exits 225

1022 Interior Exit Stairways and Ramps 226

1023 Exit Passageways 228

1024 Luminous Egress Path Markings 229

1025 Horizontal Exits 230

1026 Exterior Exit Stairways and Ramps 231

1027 Exit Discharge 231

1028 Assembly 232

1029 Emergency Escape and Rescue 238

1030 Maintenance of the Means of Egress 239

California Code of Regulations, Title 19, Division 1.

Section

4.1(a) *Definitions (Burglar Bars)* 194

4.1(b) *Definitions (Residential Dwelling)* 194

3.27 *Overcrowding* 196

3.30 *Posting of Room Capacity* 197

3.06(a) *Bonding of Chairs and Spacing of Tables (Chairs)* 222

3.06(b) *Bonding of Chairs and Spacing of Tables (Tables)* 222

3.06(a) *Bonding of Chairs and Spacing of Tables (Assembly)* 237

4.2 *Labeling (Burglar Bars)* 238

4.3(a) through (c)
Warning Information (Burglar Bars) 238

4.4 *Warning Information Location (Burglar Bars)* 239

4.5(a) *Contractor or Installer Disclosures (Burglar Bars)* 239

4.6(a) and (b)
Prohibited Installations (Burglar Bars) 239

3.11(a) through (d)
Exits, Aisles, Ramps, Corridors and Passageways 239

CHAPTER 11 CONSTRUCTION REQUIREMENTS FOR EXISTING BUILDINGS 241

Section

1101 General 241

1102 Definition 241

1103 Fire Safety Requirements for Existing Buildings 241

1104 Means of Egress for Existing Buildings 249

1105 Requirements for Outdoor Operations 254

1106 Group A Public Address System 254

CHAPTERS 12 through 19 RESERVED 255

CHAPTER 20 AVIATION FACILITIES 257

Section

2001 General 257

2002 Definitions 257

2003 General Precautions 257

2004 Aircraft Maintenance 258

2005 Portable Fire Extinguishers 258

2006 Aircraft Fueling 258

2007 Helistops and Heliports 263

CHAPTER 21 DRY CLEANING 265

Section

2101 General 265

2102 Definitions 265

2103 Classifications 265

2104 General Requirements 266

2105 Operating Requirements 266

2106 Spotting and Pretreating 267

2107 Dry Cleaning Systems 267

2108 Fire Protection 267

**CHAPTER 22 COMBUSTIBLE DUST-
PRODUCING OPERATIONS 269**

Section

2201 General 269

2202 Definition 269

2203 Precautions 269

2204 Explosion Protection 269

**CHAPTER 23 MOTOR FUEL-DISPENSING
FACILITIES AND REPAIR
GARAGES 271**

Section

2301 General 271

2302 Definitions 271

2303 Location of Dispensing Devices 271

2304 Dispensing Operations 272

2305 Operational Requirements 273

2306 Flammable and Combustible Liquid Motor
Fuel-dispensing Facilities 274

2307 Liquefied Petroleum Gas Motor
Fuel-dispensing Facilities 278

2308 Compressed Natural Gas Motor
Fuel-dispensing Facilities 279

2309 Hydrogen Motor Fuel-dispensing
and Generation Facilities 280

2310 Marine Motor Fuel-dispensing Facilities 282

2311 Repair Garages 283

CHAPTER 24 FLAMMABLE FINISHES 287

Section

2401 General 287

2402 Definitions 287

2403 Protection of Operations 287

2404 Spray Finishing 289

2405 Dipping Operations 293

2406 Powder Coating 294

2407 Electrostatic Apparatus 295

2408 Organic Peroxides and
Dual-component Coatings 296

2409 Indoor Manufacturing of
Reinforced Plastics 296

2410 Floor Surfacing and Finishing Operations 297

CHAPTER 25 FRUIT AND CROP RIPENING 299

Section

2501 General 299

2502 Definitions 299

2503 Ethylene Gas 299

2504 Sources of Ignition 299

2505 Combustible Waste 299

2506 Ethylene Generators 300

2507 Warning Signs 300

**CHAPTER 26 FUMIGATION AND
INSECTICIDAL FOGGING 301**

Section

2601 General 301

2602 Definitions 301

2603 Fire Safety Requirements 301

**CHAPTER 27 SEMICONDUCTOR
FABRICATION FACILITIES 303**

Section

2701 General 303

2702 Definitions 303

2703 General Safety Provisions 303

2704 Storage 308

2705 Use and Handling 308

TABLE OF CONTENTS

CHAPTER 28 LUMBER YARDS AND WOODWORKING FACILITIES. . . . 313

Section

2801 General 313

2802 Definitions 313

2803 General Requirements 313

2804 Fire Protection 314

2805 Plywood, Veneer and Composite Board Mills. 314

2806 Log Storage Areas 314

2807 Storage of Wood Chips and Hogged Material Associated with Timber and Lumber Production Facilities. 314

2808 Storage and Processing of Wood Chips, Hogged Material, Fines, Compost and Raw Product Associated with Yard Waste and Recycling Facilities 315

2809 Exterior Storage of Finished Lumber Products 315

CHAPTER 29 MANUFACTURE OF ORGANIC COATINGS. 317

Section

2901 General 317

2902 Definition 317

2903 General Precautions 317

2904 Electrical Equipment and Protection 318

2905 Process Structures. 318

2906 Process Mills and Kettles 318

2907 Process Piping 319

2908 Raw Materials in Process Areas 319

2909 Raw Materials and Finished Products 319

CHAPTER 30 INDUSTRIAL OVENS. 321

Section

3001 General 321

3002 Definitions 321

3003 Location 321

3004 Fuel Piping 321

3005 Interlocks 322

3006 Fire Protection 322

3007 Operation and Maintenance 322

CHAPTER 31 TENTS AND OTHER MEMBRANE STRUCTURES 323

Section

3101 General 325

3102 Definitions 325

3103 Temporary Tents and Membrane Structures 325

3104 Temporary and Permanent Tents and Membrane Structures 328

California Code of Regulations, Title 19, Division 1.

Section

303(a) and (b)

 Scope 325

312 Parking of Vehicles 326

340 Existing Small Tents 328

341 Existing Membrane Structures and Other (Large) Existing Tents 328

321 Abatement of Fire or Panic Hazards 328

315(a) Flame Resistance Standards 328

332(a) Flame Resistance 328

334 Requirements Pertaining to All Tents 328

335(a) and (b)

 Labeling of Tents. 328

315(d) Flame Resistance Standards 329

315(b) Flame Resistance Standards 329

326(b) Hazard Abatement. 329

316 Smoking Prohibited. 329

317 Fireworks and Open Flames. 330

319(a) through (c)

 Fire Extinguishers and Other Fire Protection Equipment 330

319(d) and (e)

 Fire Extinguishers and Other Fire Protection Equipment 330

325 Liquefied Petroleum Gas. 331

324(a) and (b)

 Flammable and Combustible Liquids 331

320 Fire Safety Personnel 322

326(a) Hazard Abatement (Vegetation) 322

326(c) Hazard Abatement (Combustible Waste) 322

CHAPTER 32 HIGH-PILED COMBUSTIBLE STORAGE 333

Section

3201 General. 333

3202 Definitions 333

3203 Commodity Classification 333

3204 Designation of High-piled Storage Areas 337

3205 Housekeeping and Maintenance 337

3206 General Fire Protection and Life Safety Features 337

3207 Solid-piled and Shelf Storage 339
 3208 Rack Storage 340
 3209 Automated Storage 341
 3210 Specialty Storage 341

**CHAPTER 33 FIRE SAFETY DURING
 CONSTRUCTION AND
 DEMOLITION 343**

Section

3301 General 343
 3302 Definitions 343
 3303 Temporary Heating Equipment 343
 3304 Precautions Against Fire 343
 3305 Flammable and Combustible Liquids 344
 3306 Flammable Gases 344
 3307 Explosive Materials 344
 3308 Owner’s Responsibility for Fire Protection 344
 3309 Fire Reporting 344
 3310 Access for Fire Fighting 344
 3311 Means of Egress 345
 3312 Water Supply for Fire Protection 345
 3313 Standpipes 345
 3314 Automatic Sprinkler System 345
 3315 Portable Fire Extinguishers 345
 3316 Motorized Construction Equipment 345
 3317 Safeguarding Roofing Operations 345

**CHAPTER 34 TIRE REBUILDING
 AND TIRE STORAGE 347**

Section

3401 General 347
 3402 Definitions 347
 3403 Tire Rebuilding 347
 3404 Precautions Against Fire 348
 3405 Outdoor Storage 348
 3406 Fire Department Access 349
 3407 Fencing 349
 3408 Fire Protection 349
 3409 Indoor Storage Arrangement 349

**CHAPTER 35 WELDING AND
 OTHER HOT WORK 351**

Section

3501 General 351
 3502 Definitions 351

3503 General Requirements 351
 3504 Fire Safety Requirements 352
 3505 Gas Welding and Cutting 353
 3506 Electric Arc Hot Work 353
 3507 Calcium Carbide Systems 353
 3508 Acetylene Generators 354
 3509 Piping Manifolds and Hose Systems for
 Fuel Gases and Oxygen 354

CHAPTER 36 MARINAS 355

Section

3601 Scope 355
 3602 Definitions 355
 3603 General Precautions 355
 3604 Fire Protection Equipment 355
 3605 Marine Motor Fuel-dispensing Facilities 356

CHAPTERS 37 through 47 RESERVED 357

**CHAPTER 48 MOTION PICTURE AND TELEVISION
 PRODUCTION STUDIO SOUND
 STAGES, APPROVED PRODUCTION
 FACILITIES AND PRODCUTION
 LOCATIONS 359**

Section

4801 General 359
 4802 Occupancy Classification 359
 4803 Required Permits 359
 4804 General Requirements 360
 4805 Fire-extinguishing Systems 360
 4806 Fire Detection Equipment 360
 4807 Fire Safety Officers 360
 4808 Electrical Requirements 360
 4809 Mechanical Equipment 361
 4810 Design Requirements 361
 4811 Production Locations 361

**CHAPTER 49 REQUIREMENTS FOR
 WILDLAND-URBAN INTERFACE
 FIRE AREAS 363**

Section

4901 General 363
 4902 Definitions 363
 4903 Reserved 364
 4904 Fire Hazard Severity Zones 364
 4905 Wildfire Protection Building Construction 364

TABLE OF CONTENTS

4906 Hazardous Vegetation and Fuel Management . . . 364
4970 Defensible Space 364

**CHAPTER 50 HAZARDOUS MATERIALS—
GENERAL PROVISIONS. 365**

Section
5001 General 365
5002 Definitions 368
5003 General Requirements 369
5004 Storage 383
5005 Use, Dispensing and Handling 386

CHAPTER 51 AEROSOLS. 391

Section
5101 General 391
5102 Definitions 391
5103 Classification of Aerosol Products 391
5104 Inside Storage of Aerosol Products 391
5105 Outside Storage 394
5106 Retail Display 394
5107 Manufacturing Facilities 395

CHAPTER 52 COMBUSTIBLE FIBERS 397

Section
5201 General 397
5202 Definitions 397
5203 General Precautions 397
5204 Loose Fiber Storage 397
5205 Baled Storage 398

CHAPTER 53 COMPRESSED GASES. 399

Section
5301 General 399
5302 Definitions 400
5303 General Requirements 400
5304 Storage of Compressed Gases 403
5305 Use and Handling of Compressed Gases 403
5306 Medical Gas Systems 404
5307 Compressed Gases Not Otherwise Regulated 405

California Code of Regulations, Title 19, Division 1.

Section
3.18(a) and (b)
 Hazardous Areas 399

CHAPTER 54 CORROSIVE MATERIALS. 407

Section
5401 General 407
5402 Definition 407
5403 General Requirements 407
5404 Storage 407
5405 Use 408

CHAPTER 55 CRYOGENIC FLUIDS 409

Section
5501 General 409
5502 Definitions 409
5503 General Requirements 409
5504 Storage 411
5505 Use and Handling 412

**CHAPTER 56 EXPLOSIVES
AND FIREWORKS 415**

Section
5601 General 415
5608 Fireworks Display 415

**CHAPTER 57 FLAMMABLE AND
COMBUSTIBLE LIQUIDS 417**

Section
5701 General 417
5702 Definitions 418
5703 General Requirements 418
5704 Storage 422
5705 Dispensing, Use, Mixing and Handling 442
5706 Special Operations 448

California Code of Regulations, Title 19, Division 1.

Section
3.15 Flammable and Combustible Liquids 417

**CHAPTER 58 FLAMMABLE GASES
AND FLAMMABLE
CRYOGENIC FLUIDS 459**

Section
5801 General 459
5802 Definitions 459
5803 General Requirements 459
5804 Storage 460
5805 Use 460

5806 Flammable Cryogenic Fluids 460
 5807 Metal Hydride Storage Systems 461

CHAPTER 59 FLAMMABLE SOLIDS 463

Section

5901 General 463
 5902 Definitions 463
 5903 General Requirements 463
 5904 Storage 463
 5905 Use 463
 5906 Magnesium 464

CHAPTER 60 HIGHLY TOXIC AND TOXIC MATERIALS 467

Section

6001 General 467
 6002 Definitions 467
 6003 Highly Toxic and Toxic Solids and Liquids 467
 6004 Highly Toxic and Toxic Compressed Gases 468
 6005 Ozone Gas Generators 473

CHAPTER 61 LIQUEFIED PETROLEUM GASES 475

Section

6101 General 475
 6102 Definitions 475
 6103 Installation of Equipment 475
 6104 Location of LP-gas Containers 476
 6105 Prohibited Use of LP-gas 477
 6106 Dispensing and Overfilling 477
 6107 Safety Precautions and Devices 478
 6108 Fire Protection 478
 6109 Storage of Portable LP-gas Containers
 Awaiting Use or Resale 478
 6110 LP-gas Containers Not in Service 480
 6111 Parking and Garaging of 480
 LP-gas Tank Vehicles 480

California Code of Regulations, Title 19, Division 1.

Section

3.22(a) and (c)
 Liquefied Petroleum Gas 475
 3.22(b)
 Liquefied Petroleum Gas (Schoolyards) 476

CHAPTER 62 ORGANIC PEROXIDES 481

Section

6201 General 481
 6202 Definition 481
 6203 General Requirements 481
 6204 Storage 482
 6205 Use 483

CHAPTER 63 OXIDIZERS, OXIDIZING GASES AND OXIDIZING CRYOGENIC FLUIDS 485

Section

6301 General 485
 6302 Definitions 485
 6303 General Requirements 485
 6304 Storage 486
 6305 Use 488
 6306 Liquid Oxygen in Home Health Care 488

CHAPTER 64 PYROPHORIC MATERIALS 491

Section

6401 General 491
 6402 Definition 491
 6403 General Requirements 491
 6404 Storage 491
 6405 Use 492

CHAPTER 65 PYROXYLIN (CELLULOSE NITRATE) PLASTICS 493

Section

6501 General 493
 6502 Definitions 493
 6503 General Requirements 493
 6504 Storage and Handling 493

CHAPTER 66 UNSTABLE (REACTIVE) MATERIALS 495

Section

6601 General 495
 6602 Definition 495
 6603 General Requirements 495
 6604 Storage 496
 6605 Use 496

TABLE OF CONTENTS

CHAPTER 67 WATER-REACTIVE SOLIDS AND LIQUIDS 497

Section
6701 General 497
6702 Definition 497
6703 General Requirements 497
6704 Storage 497
6705 Use 498

CHAPTERS 68 through 79 RESERVED 499

Part VI—Referenced Standards 503

CHAPTER 80 REFERENCED STANDARDS 501

Part VII—Appendices 531

APPENDIX CHAPTER 4 527

California Code of Regulations, Title 19, Division 1.

Section
425 *Special Provisions For Licensed 24-hour Care Facilities In A Group R-2.1, R-3.1, R-4 [SFM]* ... 527
426 *Special Provisions For Licensed 24-hour Care Facilities In Groups I-1, R-3.1 And R-4.* 530
3.26 *Operators Statement – Group I, R-2.1, R-3.1 and R-4 Occupancies.* 527

APPENDIX A BOARD OF APPEALS 531

Section
A101 General 531

APPENDIX B FIRE-FLOW REQUIREMENTS FOR BUILDINGS 533

Section
B101 General 533
B102 Definitions 533
B103 Modifications 533
B104 Fire-flow Calculation Area 533
B105 Fire-flow Requirements for Buildings 533
B106 Referenced Standards 535

APPENDIX BB FIRE-FLOW REQUIREMENTS FOR BUILDINGS 537

Section
BB101 General 537
BB102 Definitions 537

BB103 Modifications 537
BB104 Fire Area 537
BB105 Fire-flow Requirements For Buildings 537

APPENDIX C FIRE HYDRANT LOCATIONS AND DISTRIBUTION 539

Section
C101 General 539
C102 Location 539
C103 Number of Fire Hydrants 539
C104 Consideration of Existing Fire Hydrants 539
C105 Distribution of Fire Hydrants 539

APPENDIX CC FIRE HYDRANT LOCATIONS AND DISTRIBUTION 541

Section
CC101 Scope 541
CC102 Location 541
CC103 Number of Fire Hydrants 541
CC104 Consideration of Existing Fire Hydrants 541
CC105 Distribution of Fire Hydrants 541

APPENDIX D FIRE APPARATUS ACCESS ROADS 543

Section
D101 General 543
D102 Required Access 543
D103 Minimum Specifications 543
D104 Commercial and Industrial Developments 544
D105 Aerial Fire Apparatus Access Roads 545
D106 Multiple-family Residential Developments 545
D107 One- or Two-family Residential Developments 545
D108 Referenced Standards 545

APPENDIX E HAZARD CATEGORIES 547

Section
E101 General 547
E102 Hazard Categories 547
E103 Evaluation of Hazards 551
E104 Referenced Standards 552

APPENDIX F HAZARD RANKING 553

Section
F101 General 553
F102 Referenced Standards 553

**APPENDIX G CRYOGENIC FLUIDS—
WEIGHT AND VOLUME
EQUIVALENTS 555**

Section
G101 General 555

**APPENDIX H HAZARDOUS MATERIALS
MANAGEMENT PLAN (HMMP) AND
HAZARDOUS MATERIALS
INVENTORY
STATEMENTS (HMIS) 557**

Section
H1 Scope 557
H2 Hazardous Materials
Inventory Statements (HMIS) 557
H3 Hazardous Materials
Management Plan (HMMP) 557
H4 Maintenance of Records 558

**APPENDIX I FIRE PROTECTION
SYSTEMS—NONCOMPLIANT
CONDITIONS 569**

Section
I101 Noncompliant Conditions 569
I102 Referenced Standards 570

**APPENDIX J BUILDING INFORMATION
SIGN 571**

Section
J101 General 571
J102 Referenced Standards 573

**APPENDIX K TEMPORARY HAUNTED HOUSES,
GHOST WALKS and SIMILAR
AMUSEMENT USES 575**

K101 General 575
K102 Definitions 575
K103 General Requirements 576

HISTORY NOTE APPENDIX 579

INDEX 581



CALIFORNIA FIRE CODE – MATRIX ADOPTION TABLE

CHAPTER 1 – SCOPE AND ADMINISTRATION

(Matrix Adoption Tables are non-regulatory, intended only as an aid to the user.
See Chapter 1 for state agency authority and building applications.)

Adopting Agency	BSC	SFM		HCD			DSA		OSHPD				BSCC	DHS	AGR	DWR	CEC	CA	SL	SLC
		T-24	T-19*	1	2	1/AC	AC	SS	1	2	3	4								
Adopt Entire Chapter																				
Adopt Entire Chapter as amended (amended sections listed below)																				
Adopt only those sections that are listed below		X																		
[California Code of Regulations, Title 19, Division 1]																				
Chapter / Section																				
Division I																				
1.1 – 1.12		X																		
1.11 – 1.11.2.1.1		X																		
[T-19 §1.11]			X																	
[T-19 §3.12]			X																	
1.11.2.2		X																		
[T-19 §1.08]			X																	
[T-19 §1.13]			X																	
1.11.10		X																		
[T-19 §1.03]			X																	
[T-19 §1.09.1]			X																	
Division II																				
102.1 – 102.5		X																		
102.9		X																		
104.2		X																		
104.5		X																		
104.7 – 104.7.2		X																		
104.10		X																		
105 – 105.2.2		X																		
105.2.4		X																		
105.3		X																		
105.3.3 – 105.3.8		X																		
105.4 – 105.4.6		X																		
105.5		X																		
105.6 – 105.6.8		X																		
Table 105.6.8		X																		
105.6.10 – 105.6.11		X																		
105.6.13 – 105.6.15		X																		
105.6.20		X																		
Table 105.6.20		X																		
105.6.21 – 105.6.26		X																		
105.6.43		X																		
105.6.46		X																		
105.6.47		X																		
105.7 – 105.7.14		X																		
106.2 – 106.4		X																		
109 – 109.3.1		X																		
110.1 – 110.4		X																		
111 – 111.4		X																		

* The California Code of Regulations (CCR), Title 19, Division 1 provisions that are found in the California Fire Code are a reprint from the current CCR, Title 19, Division 1 text for the code user's convenience only. The scope, applicability and appeals procedures of CCR, Title 19, Division I remain the same.



CHAPTER 1

SCOPE AND ADMINISTRATION

DIVISION I

CALIFORNIA ADMINISTRATION

SECTION 1.1

GENERAL

1.1.1 Title. These regulations shall be known as the California Fire Code, may be cited as such and will be referred to herein as "this code." The California Fire Code is Part 9 of twelve parts of the official compilation and publication of the adoptions, amendment, and repeal of building regulations to the California Code of Regulations, Title 24, also referred to as the California Building Standards Code. This part incorporates by adoption the 2012 International Fire Code of the International Code Council with necessary California amendments.

1.1.2 Purpose. The purpose of this code is to establish the minimum requirements consistent with nationally recognized good practices to safeguard the public health, safety and general welfare from the hazards of fire, explosion or dangerous conditions in new and existing buildings, structures and premises, and to provide safety and assistance to fire fighters and emergency responders during emergency operations.

1.1.3 Scope. The provisions of this code shall apply to the construction, alteration, movement, enlargement, replacement, repair, equipment, use and occupancy, location, maintenance, removal and demolition of every building or structure or any appurtenances connected or attached to such building structures throughout the State of California.

This code establishes regulations affecting or relating to buildings, structures, processes, premises and a reasonable degree of life and property safeguards regarding:

1. The hazard of fire and explosion arising from the storage, handling or use of structures, materials or devices.
2. Conditions hazardous to life, property or public welfare in the use or occupancy of buildings, structures or premises.
3. Fire hazards in the buildings, structures or on premises from use of, occupancy of, or operation.
4. Matters related to the construction, extension, repair, alteration or removal of fire suppression or alarm systems.
5. Conditions affecting the safety of fire fighters and emergency responders during emergency operations.

1.1.3.1 Nonstate-regulated buildings, structures and applications. Except as modified by local ordinance pursuant to Section 1.1.8, the following standards in the California Code of Regulations, Title 24, Parts 2, 3, 4, 5, 6, 9, 10 and 11 shall apply to all occupancies and applications not regulated by a state agency.

1.1.3.2 State-regulated buildings, structures and applications. The model code, state amendments to the model code, and/or state amendments where there are no relevant model code provisions shall apply to the following buildings, structures and applications regulated by state agencies as specified in Sections 1.2 through 1.14, except where modified by local ordinance pursuant to Section 1.1.8. When adopted by a state agency, the provisions of this code shall be enforced by the appropriate enforcing agency, but only to the extent of authority granted to such agency by the state legislature.

Note: See the Preface to distinguish the model code provisions from the California provisions.

1. State-owned buildings, including buildings constructed by the Trustees of the California State University, and to the extent permitted by California laws, buildings designed and constructed by the Regents of the University of California, and regulated by the Building Standards Commission. See Section 1.2 for additional scope provisions.
2. Local detention facilities regulated by the Corrections Standards Authority. See Section 1.3 for additional scope provisions.
3. Barbering, cosmetology or electrolysis establishments, acupuncture offices, pharmacies, veterinary facilities and structural pest control locations regulated by the Department of Consumer Affairs. See Section 1.4 for additional scope provisions.
4. Energy efficiency standards regulated by the California Energy Commission. See Section 1.5 for additional scope provisions.
5. Dairies and places of meat inspection regulated by the Department of Food and Agriculture. See Section 1.6 for additional scope provisions.
6. Organized camps, laboratory animal quarters, public swimming pools, radiation protection, commissaries serving mobile food preparation vehicles and wild animal quarantine facilities regulated by the Department of Public Health. See Section 1.7 for additional scope provisions.
7. Hotels, motels, lodging houses, apartment houses, dwellings, dormitories, condominiums, shelters for homeless persons, congregate residences, employee housing, factory-built housing and other types of dwellings containing sleeping accommodations with or without common toilets or cooking

facilities. See Section 1.8.2.1.1 for additional scope provisions.

8. Accommodations for persons with disabilities in buildings containing newly constructed covered multifamily dwellings, new common use spaces serving existing covered multifamily dwellings, additions to existing buildings where the addition alone meets the definition of a "COVERED MULTIFAMILY DWELLING," and common-use spaces serving covered multifamily dwellings which are regulated by the Department of Housing and Community Development. See Section 1.8.2.1.2 for additional scope provisions.
9. Permanent buildings and permanent accessory buildings or structures constructed within mobile home parks and special occupancy parks regulated by the Department of Housing and Community Development. See Section 1.8.2.1.3 for additional scope provisions.
10. Accommodations for persons with disabilities regulated by the Division of the State Architect. See Section 1.9.1 for additional scope provisions.
11. Public elementary and secondary schools, community college buildings and state-owned or state-leased essential service buildings regulated by the Division of the State Architect. See Section 1.9.2 for additional scope provisions.
12. Qualified historical buildings and structures and their associated sites regulated by the State Historical Building Safety Board with the Division of the State Architect. See Section 1.9.3 for additional scope provisions.
13. General acute care hospitals, acute psychiatric hospitals, skilled nursing and/or intermediate care facilities, clinics licensed by the Department of Public Health and correctional treatment centers regulated by the Office of Statewide Health Planning and Development. See Section 1.10 for additional scope provisions.
14. Applications regulated by the Office of the State Fire Marshal include, but are not limited to, the following in accordance with Section 1.11:
 - 14.1. Buildings or structures used or intended for use as an:
 1. Asylum, jail, prison.
 2. Mental hospital, hospital, home for the elderly, children's nursery, children's home or institution, school or any similar occupancy of any capacity.
 3. Theater, dancehall, skating rink, auditorium, assembly hall, meeting hall, nightclub, fair building or similar place of assemblage where 50 or more persons may gather together in a building, room or

structure for the purpose of amusement, entertainment, instruction, deliberation, worship, drinking or dining, awaiting transportation, or education

4. Small family daycare homes, large family daycare homes, residential facilities and residential facilities for the elderly, residential care facilities.
5. State institutions or other state-owned or state-occupied buildings.
6. High-rise structures.
7. Motion picture production studios.
8. Organized camps.
9. Residential structures.
- 14.2. Tents, awnings or other fabric enclosures used in connection with any occupancy.
- 14.3. Fire alarm devices, equipment and systems in connection with any occupancy.
- 14.4. Hazardous materials, flammable and combustible liquids.
- 14.5. Public school automatic fire detection, alarm and sprinkler systems.
- 14.6. Wildland-urban interface fire areas.
15. Public libraries constructed and renovated using funds from the California Library Construction and Renovation Bond Act of 1988 and regulated by the State Librarian. See Section 1.12 for additional scope provisions.
16. Graywater systems regulated by the Department of Water Resources. See Section 1.13 for additional scope provisions.
17. For applications listed in Section 1.9.1 regulated by the Division of the State Architect—Access Compliance, outdoor environments and uses shall be classified according to accessibility uses described in Chapters 11A, 11B and 11C.
18. Marine Oil Terminals regulated by the California State Lands Commission. See Section 1.14 for additional scope provisions.

1.1.4 Appendices. Provisions contained in the appendices of this code shall not apply unless specifically adopted by a state agency or adopted by a local enforcing agency in compliance with Health and Safety Code, Section 18901 et. seq. for Building Standards Law, Health and Safety Code, Section 17950 for State Housing Law and Health and Safety Code, Section 13869.7 for Fire Protection Districts. See Section 1.1.8 of this code.

1.1.5 Referenced codes. The codes, standards and publications adopted and set forth in this code, including other codes, standards and publications referred to therein are, by title and date of publication, hereby adopted as standard ref-

erence documents of this code. When this code does not specifically cover any subject related to building design and construction, recognized architectural or engineering practices shall be employed. The National Fire Codes, standards and the Fire Protection Handbook of the National Fire Protection Association are permitted to be used as authoritative guides in determining recognized fire prevention engineering practices.

1.1.6 Nonbuilding standards, orders and regulations. Requirements contained in the International Fire Code, or in any other referenced standard, code or document, which are not building standards as defined in Health and Safety Code, Section 18909 shall not be construed as part of the provisions of this code. For nonbuilding standards, orders and regulations, see other titles of the California Code of Regulations.

1.1.7 Order of precedence and use.

1.1.7.1 Differences. In the event of any differences between these building standards and the standard reference documents, the text of these building standards shall govern.

1.1.7.2 Specific provisions. Where a specific provision varies from a general provision, the specific provision shall apply.

1.1.7.3 Conflicts. When the requirements of this code conflict with the requirements of any other part of the California Building Standards Code, Title 24, the most restrictive requirements shall prevail.

1.1.8 City, county, or city and county amendments, additions or deletions. The provisions of this code do not limit the authority of city, county, or city and county governments to establish more restrictive and reasonably necessary differences to the provisions contained in this code pursuant to complying with Section 1.1.8.1. The effective date of amendments, additions or deletions to this code of a city, county, or a city and county filed pursuant to Section 1.1.8.1 shall be the date filed. However, in no case shall the amendments, additions or deletions to this code be effective any sooner than the effective date of this code.

Local modifications shall comply with Health and Safety Code, Section 18941.5 for Building Standards Law, Health and Safety Code, Section 17958 for State Housing Law or Health and Safety Code, Section 13869.7 for Fire Protection Districts.

1.1.8.1 Findings and filings.

1. The city, county, or city and county shall make express findings for each amendment, addition or deletion based upon climatic, topographical or geological conditions.

Exception: Hazardous building ordinances and programs mitigating unreinforced masonry buildings.

2. The city, county, or city and county shall file the amendments, additions or deletions expressly marked and identified as to the applicable findings. Cities, counties, cities and counties, and fire departments shall file the amendments, additions or dele-

tions, and the findings with the California Building Standards Commission at 2525 Natomas Park Drive, Suite 130, Sacramento, CA 95833.

3. Findings prepared by fire protection districts shall be ratified by the local city, county, or city and county and filed with the California Department of Housing and Community Development, Division of Codes and Standards, P.O. Box 1407, Sacramento, CA 95812-1407 or 1800 3rd Street, Room 260, Sacramento, CA 95811.

1.1.9 Effective date of this code. Only those standards approved by the California Building Standards Commission that are effective at the time an application for building permit is submitted shall apply to the plans and specifications for, and to the construction performed under, that permit. For the effective dates of the provisions contained in this code, see the History Note page of this code.

1.1.10 Availability of codes. At least one complete copy each of Titles 8, 19, 20, 24 and 25 with all revisions shall be maintained in the office of the building official responsible for the administration and enforcement of this code. Each state department concerned and each city, county, or city and county shall have an up-to-date copy of the code available for public inspection. See Health and Safety Code, Section 18942(d)(1) and (2).

1.1.11 Format. This part fundamentally adopts the International Fire Code by reference on a chapter-by-chapter basis. When a specific chapter of the International Fire Code is not printed in the code and is marked "Reserved," such chapter of the International Fire Code is not adopted as a portion of this code. When a specific chapter of the International Fire Code is marked "Not adopted by the State of California," but appears in the code, it may be available for adoption by local ordinance.

Note: Matrix Adoption Tables at the front of each chapter may aid the code user in determining which chapter or sections within a chapter are applicable to buildings under the authority of a specific state agency, but they are not to be considered regulatory.

1.1.12 Validity. If any chapter, section, subsection, sentence, clause or phrase of this code is for any reason held to be unconstitutional, contrary to statute, exceeding the authority of the state as stipulated by statutes or otherwise inoperative, such decision shall not affect the validity of the remaining portion of this code.

**SECTION 1.11
OFFICE OF THE STATE FIRE MARSHAL**

1.11.1 SFM—Office of the State Fire Marshal. Specific scope of application of the agency responsible for enforcement, the enforcement agency and the specific authority to adopt and enforce such provisions of this code, unless otherwise stated.

Application:

Institutional, educational or any similar occupancy. Any building or structure used or intended for use as an asylum,

jail, mental hospital, hospital, sanitarium, home for the aged, children's nursery, children's home, school or any similar occupancy of any capacity.

Authority cited—Health and Safety Code, Section 13143.
Reference—Health and Safety Code, Section 13143.

Assembly or similar place of assemblage. Any theater, dancehall, skating rink, auditorium, assembly hall, meeting hall, nightclub, fair building or similar place of assemblage where 50 or more persons may gather together in a building, room or structure for the purpose of amusement, entertainment, instruction, deliberation, worship, drinking or dining, awaiting transportation, or education.

Authority cited—Health and Safety Code, Section 13143.
Reference—Health and Safety Code, Section 13143.

Small family daycare homes.

Authority cited—Health and Safety Code, Sections 1597.45, 1597.54, 13143 and 17921.
Reference—Health and Safety Code, Section 13143.

Large family daycare homes.

Authority cited—Health and Safety Code, Sections 1597.46, 1597.54 and 17921.
Reference—Health and Safety Code, Section 13143.

Residential facilities and residential facilities for the elderly.

Authority cited—Health and Safety Code, Section 13133.
Reference—Health and Safety Code, Section 13143.

Any state institution or other state-owned or state-occupied building.

Authority cited—Health and Safety Code, Section 13108.
Reference—Health and Safety Code, Section 13143.

High-rise structures.

Authority cited—Health and Safety Code, Section 13211.
Reference—Health and Safety Code, Section 13143.

Motion picture production studios.

Authority cited—Health and Safety Code, Section 13143.1.
Reference—Health and Safety Code, Section 13143.

Organized camps.

Authority cited—Health and Safety Code, Section 18897.3.
Reference—Health and Safety Code, Section 13143.

Residential. All hotels, motels, lodging houses, apartment houses and dwellings, including congregate residences and buildings and structures accessory thereto. Multiple-story structures existing on January 1, 1975, let for human habitation, including and limited to, hotels, motels and apartment houses, less than 75 feet (22 860 mm) above the lowest floor level having building access, wherein rooms used for sleeping are let above the ground floor.

Authority cited—Health and Safety Code, Sections 13143.2 and 17921.
Reference—Health and Safety Code, Section 13143.

Residential care facilities. Certified family care homes, out-of-home placement facilities, halfway houses, drug and/or alcohol rehabilitation facilities and any building or structure used or intended for use as a home or institution for the hous-

ing of any person of any age when such person is referred to or placed within such home or institution for protective social care and supervision services by any governmental agency.

Authority cited—Health and Safety Code, Section 13143.6.
Reference—Health and Safety Code, Section 13143.

Tents, awnings or other fabric enclosures used in connection with any occupancy.

Authority cited—Health and Safety Code, Section 13116.
Reference—Health and Safety Code, Section 13143.

Fire alarm devices, equipment and systems in connection with any occupancy.

Authority cited—Health and Safety Code, Section 13114.
Reference—Health and Safety Code, Section 13143.

Hazardous materials.

Authority cited—Health and Safety Code, Section 13143.9.
Reference—Health and Safety Code, Section 13143.

Flammable and combustible liquids.

Authority cited—Health and Safety Code, Section 13143.6.
Reference—Health and Safety Code, Section 13143.

Public school automatic fire detection, alarm and sprinkler systems.

Authority cited—Health and Safety Code, Section 13143 and California Education Code, Article 7.5, Sections 17074.50, 17074.52 and 17074.54.

Reference—Government Code, Section 11152.5, Health and Safety Code, Section 13143 and California Education Code Chapter 12.5, Leroy F. Greene School Facilities Act of 1998, Article 1.

Wildland-urban interface Fire Area.

Authority cited—Health and Safety Code, Sections 13143, 13108.5(a) and 18949.2(b) and (c) and Government Code, Section 51189.

Reference—Health and Safety Code, Sections 13143, Government Code, Sections 51176, 51177, 51178 and 51179 and Public Resources Code, Sections 4201 through 4204.

1.11.1.1 Adopting agency identification. The provisions of this code applicable to buildings identified in this Subsection 1.11.1 will be identified in the Matrix Adoption Tables under the acronym SFM.

1.11.2 Duties and powers of the enforcing agency.

1.11.2.1 Enforcement.

1.11.2.1.1 The responsibility for enforcement of building standards adopted by the State Fire Marshal and published in the California Building Standards Code relating to fire and panic safety and other regulations of the State Fire Marshal shall be, except as provided in Section 1.11.2.1.2, as follows:

1. The city, county, or city and county with jurisdiction in the area affected by the standard or regulation shall delegate the enforcement of the building standards relating to fire and panic safety and other regulations of the State Fire Marshal as they relate to Group R-3 occupan-

cies, as described in Section 310.1 of Part 2 of the California Building Standards Code, to either of the following:

- 1.1. The chief of the fire authority of the city, county or city and county, or an authorized representative.*
- 1.2. The chief building official of the city, county, or city and county, or an authorized representative.*
- 2. The chief of any city or county fire department or of any fire protection district, and authorized representatives, shall enforce within the jurisdiction the building standards and other regulations of the State Fire Marshal, except those described in Item 1 or 4.*
- 3. The State Fire Marshal shall have authority to enforce the building standards and other regulations of the State Fire Marshal in areas outside of corporate cities and districts providing fire protection services.*
- 4. The State Fire Marshal shall have authority to enforce the building standards and other regulations of the State Fire Marshal in corporate cities and districts providing fire protection services on request of the chief fire official or the governing body.*
- 5. Any fee charged pursuant to the enforcement authority of this section shall not exceed the estimated reasonable cost of providing the service for which the fee is charged pursuant to Section 66014 of the Government Code.*

[California Code of Regulations, Title 19, Division 1, §1.11] Enforcement of Regulations.

In most instances, the application of California Code of Regulations, Title 19, Division 1 to existing occupancies will necessitate the granting of sufficient time to effect the necessary changes. The inspection authority must, therefore, exercise good judgment in authorizing sufficient time to complete the required changes, taking into consideration the degree of danger to life in event of fire while rectification is being carried out. The inspection authority may require immediate compliance with any or all of the regulations, or he may grant a reasonable length of time in which to conform.

[California Code of Regulations, Title 19, Division 1, §3.12] Enforcement Agency.

- (a) The provisions of California Code of Regulations, Title 19, Division 1 regulations shall be enforced by the State Fire Marshal, the chief of any city or county fire department or fire protection district, and their authorized representatives, in their respective areas of jurisdiction.*
- (b) The division of authority for the enforcement of these regulations shall be in accordance with the following:*
 - (1) The chief of any city or county fire department or fire protection district, and their authorized repre-*

sentatives shall enforce the rules and regulations in their respective areas.

- (2) The State Fire Marshal shall have authority to enforce the rules and regulations in areas outside of corporate cities and county fire protection districts.*
- (3) The State Fire Marshal shall have authority to enforce the rules and regulations in corporate cities and county fire protection districts upon request of the chief fire official or the governing body.*
- (c) Regardless of the provisions of subsections (a) and (b) above, these regulations shall be enforced in state institutions, state-owned and state-occupied buildings in accordance with the provisions of Section 13108, Health and Safety Code.*
- (d) Regardless of the above provisions of this section, these regulations shall be enforced only by the State Fire Marshal in every jail or place of detention for persons charged with or convicted of a crime, unless the chief of a city or county fire department or fire protection district, or such chief's authorized representative, indicates in writing to the State Fire Marshal that inspections of such jails or places of detention will be conducted by the chief or such person's authorized representative, in their respective area of jurisdiction. The inspections shall be made at least once every two years for the purpose of enforcing the regulations adopted by the State Fire Marshal, pursuant to Section 13143. Reports of inspection conducted pursuant to this subsection shall be on forms provided by the State Fire Marshal and shall be submitted to the official in charge of the facility, the local governing body, the State Fire Marshal and the Corrections Standards Authority within 30 days of the inspections.*

1.11.2.1.2 Pursuant to Health and Safety Code, Section 13108, and except as otherwise provided in this section, building standards adopted by the State Fire Marshal published in the California Building Standards Code relating to fire and panic safety shall be enforced by the State Fire Marshal in all state-owned buildings, state-occupied buildings, and state institutions throughout the state. Upon the written request of the chief fire official of any city, county or fire protection district, the State Fire Marshal may authorize such chief fire official and his or her authorized representatives, in their geographical area of responsibility, to make fire prevention inspections of state-owned or state-occupied buildings, other than state institutions, for the purpose of enforcing the regulations relating to fire and panic safety adopted by the State Fire Marshal pursuant to this section and building standards relating to fire and panic safety published in the California Building Standards Code. Authorization from the State Fire Marshal shall be limited to those fire departments or fire districts which maintain a fire prevention bureau staffed by paid personnel.

Pursuant to Health and Safety Code, Section 13108, any requirement or order made by any chief fire official who is authorized by the State Fire Marshal to make fire prevention inspections of state-owned or state-occupied buildings, other than state institutions, may be appealed to the State Fire Marshal. The State Fire Marshal shall, upon receiving an appeal and subject to the provisions of Chapter 5 (commencing with Section 18945) of Part 2.5 of Division 13 of the Health and Safety Code, determine if the requirement or order made is reasonably consistent with the fire and panic safety regulations adopted by the State Fire Marshal and building standards relating to fire and panic safety published in the California Building Code.

Any person may request a code interpretation from the State Fire Marshal relative to the intent of any regulation or provision adopted by the State Fire Marshal. When the request relates to a specific project, occupancy or building, the State Fire Marshal shall review the issue with the appropriate local enforcing agency prior to rendering such code interpretation.

1.11.2.1.3 Pursuant to Health and Safety Code, Section 13112, any person who violates any order, rule or regulation of the State Fire Marshal is guilty of a misdemeanor punishable by a fine of not less than \$100.00 or more than \$500.00, or by imprisonment for not less than six months, or by both. A person is guilty of a separate offense each day during which he or she commits, continues or permits a violation of any provision of, or any order, rule or regulation of, the State Fire Marshal as contained in this code.

Any inspection authority who, in the exercise of his or her authority as a deputy State Fire Marshal, causes any legal complaints to be filed or any arrest to be made shall notify the State Fire Marshal immediately following such action.

1.11.2.2 Right of entry. The fire chief of any city, county or fire protection district, or such person's authorized representative, may enter any state institution or any other state-owned or state-occupied building for the purpose of preparing a fire suppression preplanning program or for the purpose of investigating any fire in a state-occupied building.

The State Fire Marshal, his or her deputies or salaried assistants, the chief of any city or county fire department or fire protection district and his or her authorized representatives may enter any building or premises not used for dwelling purposes at any reasonable hour for the purpose of enforcing this chapter. The owner, lessee, manager or operator of any such building or premises shall permit the State Fire Marshal, his or her deputies or salaried assistants and the chief of any city or county fire department or fire protection district and his or her authorized representatives to enter and inspect them at the time and for the purpose stated in this section.

[California Code of Regulations, Title 19, Division 1, §1.08] Report of Arrest.

Any inspection authority who, in the exercise of his authority as a Deputy State Fire Marshal, causes any legal complaints to be filed or any arrest to be made shall notify the State Fire Marshal immediately following such action.

[California Code of Regulations, Title 19, Division 1, §1.13] Penalty.

Section 13112 of the Health and Safety Code provides that:

- (a) "Every person who violates any provision of this chapter, or any order, rule or regulation made pursuant to this chapter is guilty of a misdemeanor punishable by a fine of not less than one hundred dollars (\$100) or more than five hundred dollars (\$500), or by imprisonment for not more than six months, or by both."
- (b) "A person is guilty of a separate offense each day during which he commits, continues, or permits a violation of any provision of, or any order, rule or regulation made pursuant to, this chapter."

1.11.2.3 More restrictive fire and panic safety building standards.

1.11.2.3.1 Any fire protection district organized pursuant to Health and Safety Code Part 2.7 (commencing with Section 13800) of Division 12 may adopt building standards relating to fire and panic safety that are more stringent than those building standards adopted by the State Fire Marshal and contained in the California Building Standards Code. For these purposes, the district board shall be deemed a legislative body and the district shall be deemed a local agency. Any changes or modifications that are more stringent than the requirements published in the California Building Standards Code relating to fire and panic safety shall be subject to Section 1.1.8.1.

1.11.2.3.2 Any fire protection district that proposes to adopt an ordinance pursuant to this section shall, not less than 30 days prior to noticing a proposed ordinance for public hearing, provide a copy of that ordinance, together with the adopted findings made pursuant to Section 1.11.2.3.1, to the city, county, or city and county where the ordinance will apply. The city, county, or city and county may provide the district with written comments, which shall become part of the fire protection district's public hearing record.

1.11.2.3.3 The fire protection district shall transmit the adopted ordinance to the city, county, or city and county where the ordinance will apply. The legislative body of the city, county, or city and county may ratify, modify or deny an adopted ordinance and transmit its determination to the district within 15 days of the determination. Any modification or denial of an adopted ordinance shall include a written statement describing the reasons for any modifications or denial. No ordi-

nance adopted by the district shall be effective until ratification by the city, county, or city and county where the ordinance will apply. Upon ratification of an adopted ordinance, the city, county, or city and county shall file a copy of the findings of the district, and any findings of the city, county, or city and county, together with the adopted ordinance expressly marked and identified to which each finding refers, in accordance with Section 1.1.8.1(3).

1.11.2.4 Request for alternate means of protection. Requests for approval to use an alternative material, assembly or materials, equipment, method of construction, method of installation of equipment or means of protection shall be made in writing to the enforcing agency by the owner or the owner's authorized representative and shall be accompanied by a full statement of the conditions. Sufficient evidence or proof shall be submitted to substantiate any claim that may be made regarding its conformance. The enforcing agency may require tests and the submission of a test report from an approved testing organization as set forth in California Code of Regulations, Title 19, to substantiate the equivalency of the proposed alternative means of protection.

When a request for alternate means of protection involves hazardous materials, the authority having jurisdiction may consider implementation of the findings and recommendations identified in a Risk Management Plan (RMP) developed in accordance with Title 19, Division 2, Chapter 4.5, Article 3.

Approval of a request for use of an alternative material, assembly of materials, equipment, method of construction, method of installation of equipment or means of protection made pursuant to these provisions shall be limited to the particular case covered by request and shall not be construed as establishing any precedent for any future request.

1.11.2.5 Appeals. When a request for an alternate means of protection has been denied by the enforcing agency, the applicant may file a written appeal to the State Fire Marshal for consideration of the applicant's proposal. In considering such appeal, the State Fire Marshal may seek the advice of the State Board of Fire Services. The State Fire Marshal shall, after considering all of the facts presented, including any recommendations of the State Board of Fire Services, determine if the proposal is for the purposes intended, at least equivalent to that specified in these regulations in quality, strength, effectiveness, fire resistance, durability and safety, and shall transmit such findings and any recommendations to the applicant and to the enforcing agency.

1.11.3 Construction documents.

1.11.3.1 Public schools. Plans and specifications for the construction, alteration or addition to any building owned, leased or rented by any public school district shall be submitted to the Division of the State Architect.

1.11.3.2 Movable walls and partitions. Plans or diagrams shall be submitted to the enforcing agency for approval before the installation of, or rearrangement of, any mov-

able wall or partition in any occupancy. Approval shall be granted only if there is no increase in the fire hazard.

1.11.3.3 New construction high-rise buildings.

1. Complete plans or specifications, or both, shall be prepared covering all work required to comply with new construction high-rise buildings. Such plans and specifications shall be submitted to the enforcing agency having jurisdiction.
2. All plans and specifications shall be prepared under the responsible charge of an architect or a civil or structural engineer authorized by law to develop construction plans and specifications, or by both such architect and engineer. Plans and specifications shall be prepared by an engineer duly qualified in that branch of engineering necessary to perform such services. Administration of the work of construction shall be under the charge of the responsible architect or engineer except that where plans and specifications involve alterations or repairs, such work of construction may be administered by an engineer duly qualified to perform such services and holding a valid certificate under Chapter 7 (commencing with Section 65700) of Division 3 of the Business and Professions Code for performance of services in that branch of engineering in which said plans, specifications and estimates and work of construction are applicable.

This section shall not be construed as preventing the design of fire-extinguishing systems by persons holding a C-16 license issued pursuant to Division 3, Chapter 9, Business and Professions Code. In such instances, however, the responsibility charge of this section shall prevail.

1.11.3.4 Existing high-rise buildings.

1. Complete plans or specifications, or both, shall be prepared covering all work required by Section 3412 for existing high-rise buildings. Such plans or specifications shall be submitted to the enforcing agency having jurisdiction.
2. When new construction is required to conform with the provisions of these regulations, complete plans or specifications, or both, shall be prepared in accordance with the provisions of this subsection. As used in this section, "new construction" is not intended to include repairs, replacements or minor alterations which do not disrupt or appreciably add to or affect the structural aspects of the building.

1.11.3.5 Retention of plans. Refer to Building Standards Law, Health and Safety Code, Sections 19850 and 19851 for permanent retention of plans.

1.11.4 Fees.

1.11.4.1 Other fees. Pursuant to Health and Safety Code, Section 13146.2, a city, county or district which inspects a hotel, motel, lodging house or apartment house may charge and collect a fee for the inspection from the owner of the structure in an amount, as determined by the city, county or district, sufficient to pay its costs of that inspection.

1.11.4.2 Large family daycare. Pursuant to Health and Safety Code, Section 1597.46, Large Family Day-Care Homes, the local government shall process any required permit as economically as possible, and fees charged for review shall not exceed the costs of the review and permit process.

1.11.4.3 High-rise. Pursuant to Health and Safety Code, Section 13217, High-rise Structure Inspection: Fees and Costs, a local agency which inspects a high-rise structure pursuant to Health and Safety Code Section 13217 may charge and collect a fee for the inspection from the owner of the high-rise structure in an amount, as determined by the local agency, sufficient to pay its costs of that inspection.

1.11.4.4 Fire clearance preinspection. Pursuant to Health and Safety Code, Section 13235, Fire Clearance Preinspection, fee, upon receipt of a request from a prospective licensee of a community care facility, as defined in Section 1502, of a residential care facility for the elderly, as defined in Section 1569.2, or of a child daycare facility, as defined in Section 1596.750, the local fire enforcing agency, as defined in Section 13244, or State Fire Marshal, whichever has primary jurisdiction, shall conduct a preinspection of the facility prior to the final fire clearance approval. At the time of the preinspection, the primary fire enforcing agency shall price consultation and interpretation of the fire safety regulations and shall notify the prospective licensee of the facility in writing of the specific fire safety regulations which shall be enforced in order to obtain fire clearance approval. A fee equal to, but not exceeding, the actual cost of the preinspection may be charged for the preinspection of a facility with a capacity to serve 25 or fewer persons. A fee equal to, but not exceeding, the actual cost of the preinspection may be charged for a preinspection of a facility with a capacity to serve 26 or more persons.

1.11.4.5 Care facilities. The primary fire enforcing agency shall complete the final fire clearance inspection for a community care facility, residential care facility for the elderly, or child day-care facility within 30 days of receipt of the request for the final inspection, or as of the date the prospective facility requests the final preclearance inspection by the State Department of Social Services, whichever is later.

Pursuant to Health and Safety Code, Section 13235, a preinspection fee equal to, but not exceeding, the actual cost of the preinspection may be charged for a facility with a capacity to serve 25 or less clients. A fee equal to, but not exceeding, the actual cost of the preinspection may be charged for a preinspection of a facility with a capacity to serve 26 or more clients.

Pursuant to Health and Safety Code, Section 13131.5, a reasonable final inspection fee, not to exceed the actual cost of inspection services necessary to complete a final inspection may be charged for occupancies classified as residential care facilities for the elderly (RCFE).

Pursuant to Health and Safety Code, Section 1569.84, neither the State Fire Marshal nor any local public entity

shall charge any fee for enforcing fire inspection regulations pursuant to state law or regulation or local ordinance, with respect to residential care facilities for the elderly (RCFE) which service six or fewer persons.

1.11.4.6 Requests of the Office of the State Fire Marshal. Whenever a local authority having jurisdiction requests that the State Fire Marshal perform plan review and/or inspection services related to a building permit, the applicable fees for such shall be payable to the Office of the State Fire Marshal.

1.11.5 Inspections. Work performed subject to the provisions of this Code shall comply with the inspection requirements contained in Section 106, as adopted by the Office of the State Fire Marshal.

1.11.5.1 Existing Group I-1 or R occupancies. Licensed 24-hour care in a Group I-1 or R occupancy in existence and originally classified under previously adopted state codes shall be reinspected under the appropriate previous code, provided there is no change in the use or character which would place the facility in a different occupancy group.

1.11.6 Certificate of Occupancy. A Certificate of Occupancy shall be issued as specified in Title 24, Part 2, California Building Code, Section 111.

1.11.7 Temporary Structures and Uses. See Title 24, Part 2, California Building Code, Section 108.

1.11.8 Service Utilities. See Title 24, Part 2, California Building Code, Section 112.

1.11.9 Stop Work Order. See Title 24, Part 2, California Building Code, Section 115.

1.11.10 Unsafe Buildings, Structures and Equipment. See Title 24, Part 2, California Building Code, Section 116.

[California Code of Regulations, Title 19, Division 1, §1.03] Scope.

(a) California Code of Regulations, Title 19, Division 1 regulations shall govern the use and maintenance of any building or structure used or intended for use as an asylum, jail, mental hospital, hospital, sanitarium, home for aged, children's home or institution, school or any similar occupancy of any capacity; and any theater, dance hall, skating rink, auditorium, assembly hall, meeting hall, night club, fair building, or similar place of assemblage where 50 or more persons may gather together in a building, room or structure for the purpose of amusement, entertainment, instruction, deliberation, worship, drinking or dining, awaiting transportation, or education, and in any building or structure which is open to the public and is used or intended to be used for the showing of motion pictures when an admission fee is charged and when such building or structure has a capacity of 10 or more persons, and shall apply to both new and existing occupancies.

Exceptions:

(1) Buildings controlled by the Federal Government, provided they are not subject to the

provisions of Section 15452, Education Code.

- (2) Homes and institutions and day care facilities which provide nonmedical board, room, and care for six or fewer ambulatory children.

California Code of Regulations, Title 19, Division 1 regulations shall also apply to any building housing any occupancy when such building is used as an auxiliary or accessory structure to any of the occupancies specified herein. They do not apply to structural requirements not relating to fire and panic safety nor to matters dealing exclusively with health and sanitation.

- (b) In accordance with Section 13108 of the Health and Safety Code, California Code of Regulations, Title 19, Division 1 regulations shall govern the design and construction relating to fire protection in any state institution and in any state-owned or state-occupied building. For purposes of California Code of Regulations, Title 19, Division 1 regulations, "state-occupied buildings" are defined as those portions of a building which are leased or rented by the state and shall include all required exits leading therefrom to a public way. Portions of state-occupied buildings which are not leased or rented by the state shall not fall within the scope of this subsection unless such portions present an exposure hazard to the state-occupied area.
- (c) California Code of Regulations, Title 19, Division 1 regulations shall also govern the use and maintenance of "organized camps" as defined in Section 18897, Health and Safety Code.
- (d) California Code of Regulations, Title 19, Division 1 regulations shall also govern the use and maintenance of any building or structure used or intended for the housing of any person of any age when such person is referred to or placed within such home or facility for protective social care and supervision services by any governmental agency.
- (e) California Code of Regulations, Title 19, Division 1 regulations shall also govern the construction, use and maintenance of every building of any type of construction or occupancy having floors used for human occupancy located more than 75 feet above the lowest floor level having building access. For the purpose of this subsection, "building access" shall mean an exterior door opening conforming to all of the following:
 - (1) Suitable and available for fire department use.
 - (2) Located not more than 2 feet above the adjacent ground level.
 - (3) Leading to a space, room or area having foot traffic communication capabilities with the remainder of the building.

- (4) Designed to permit penetration through the use of fire department forcible entry tools and equipment unless other approved arrangements have been made with the fire authority having jurisdiction.

- (f) California Code of Regulations, Title 19, Division 1 regulations shall also apply to vehicles, ships and boats or other mobile structures when fixed in a specific location and used for any occupancy within the scope of this section.

Note: Unless otherwise specified, Title 19 applies to all building occupancies, and related features and equipment throughout the state.

[California Code of Regulations, Title 19, Division 1, §1.09.1] Order of Precedence.

In the event of any differences between California Code of Regulations, Title 19, Division 1 regulations and the standard reference documents or standard fire prevention practices, the text of California Code of Regulations, Title 19, Division 1 regulations shall govern. Where a specific provision varies from a general provision, the specific provision shall apply.

DIVISION II ADMINISTRATION

PART 1—GENERAL PROVISIONS

SECTION 101 GENERAL

Note: Sections adopted or amended by state agencies are specifically indicated by an agency banner or indicated in the Matrix Adoption Table.

[A] **101.1 Title.** These regulations shall be known as the *Fire Code* of [NAME OF JURISDICTION], hereinafter referred to as “this code.”

[A] **101.2 Scope.** This code establishes regulations affecting or relating to structures, processes, premises and safeguards regarding:

1. The hazard of fire and explosion arising from the storage, handling or use of structures, materials or devices;
2. Conditions hazardous to life, property or public welfare in the occupancy of structures or premises;
3. Fire hazards in the structure or on the premises from occupancy or operation;
4. Matters related to the construction, extension, repair, alteration or removal of fire suppression or alarm systems; and
5. Conditions affecting the safety of fire fighters and emergency responders during emergency operations.

[A] **101.2.1 Appendices.** Provisions in the appendices shall not apply unless specifically adopted.

[A] **101.3 Intent.** The purpose of this code is to establish the minimum requirements consistent with nationally recognized good practice for providing a reasonable level of life safety and property protection from the hazards of fire, explosion or dangerous conditions in new and existing buildings, structures and premises, and to provide safety to fire fighters and emergency responders during emergency operations.

[A] **101.4 Severability.** If a section, subsection, sentence, clause or phrase of this code is, for any reason, held to be unconstitutional, such decision shall not affect the validity of the remaining portions of this code.

[A] **101.5 Validity.** In the event any part or provision of this code is held to be illegal or void, this shall not have the effect of making void or illegal any of the other parts or provisions hereof, which are determined to be legal; and it shall be presumed that this code would have been adopted without such illegal or invalid parts or provisions.

SECTION 102 APPLICABILITY

[A] **102.1 Construction and design provisions.** The construction and design provisions of this code shall apply to:

1. Structures, facilities and conditions arising after the adoption of this code.
2. Existing structures, facilities and conditions not legally in existence at the time of adoption of this code.
3. Existing structures, facilities and conditions when required in Chapter 11.
4. Existing structures, facilities and conditions which, in the opinion of the fire code official, constitute a distinct hazard to life or property.

[A] **102.2 Administrative, operational and maintenance provisions.** The administrative, operational and maintenance provisions of this code shall apply to:

1. Conditions and operations arising after the adoption of this code.
2. Existing conditions and operations.

[A] **102.3 Change of use or occupancy.** No change shall be made in the use or occupancy of any structure that would place the structure in a different division of the same group or occupancy or in a different group of occupancies, unless such structure is made to comply with the requirements of this code and the *California Building Code*. Subject to the approval of the fire code official, the use or occupancy of an existing structure shall be allowed to be changed and the structure is allowed to be occupied for purposes in other groups without conforming to all of the requirements of this code and the *California Building Code* for those groups, provided the new or proposed use is less hazardous, based on life and fire risk, than the existing use.

[A] **102.4 Application of building code.** The design and construction of new structures shall comply with the *California Building Code*, and any alterations, additions, changes in use or changes in structures required by this code, which are within the scope of the *California Building Code*, shall be made in accordance therewith.

[A] **102.5 Application of residential code.** Where structures are designed and constructed in accordance with the *California Residential Code*, the provisions of this code shall apply as follows:

1. Construction and design provisions: Provisions of this code pertaining to the exterior of the structure shall apply including, but not limited to, premises identification, fire apparatus access and water supplies. Where interior or exterior systems or devices are installed, construction permits required by Section 105.7 of this code shall also apply.
2. Administrative, operational and maintenance provisions: All such provisions of this code shall apply.

[A] **102.6 Historic buildings.** The provisions of this code relating to the construction, alteration, repair, enlargement, restoration, relocation or moving of buildings or structures shall not be mandatory for existing buildings or structures

PART 2—ADMINISTRATIVE PROVISIONS**SECTION 103
DEPARTMENT OF FIRE PREVENTION**

identified and classified by the state or local jurisdiction as historic buildings when such buildings or structures do not constitute a distinct hazard to life or property. Fire protection in designated historic buildings and structures shall be provided in accordance with an approved fire protection plan.

[A] **102.7 Referenced codes and standards.** The codes and standards referenced in this code shall be those that are listed in Chapter 80, and such codes and standards shall be considered part of the requirements of this code to the prescribed extent of each such reference and as further regulated in Sections 102.7.1 and 102.7.2.

[A] **102.7.1 Conflicts.** Where conflicts occur between provisions of this code and referenced codes and standards, the provisions of this code shall apply.

[A] **102.7.2 Provisions in referenced codes and standards.** Where the extent of the reference to a referenced code or standard includes subject matter that is within the scope of this code, the provisions of this code, as applicable, shall take precedence over the provisions in the referenced code or standard.

[A] **102.8 Subjects not regulated by this code.** Where no applicable standards or requirements are set forth in this code, or are contained within other laws, codes, regulations, ordinances or bylaws adopted by the jurisdiction, compliance with applicable standards of the National Fire Protection Association or other nationally recognized fire safety standards, as approved, shall be deemed as prima facie evidence of compliance with the intent of this code. Nothing herein shall derogate from the authority of the fire code official to determine compliance with codes or standards for those activities or installations within the fire code official's jurisdiction or responsibility.

[A] **102.9 Matters not provided for.** Requirements that are essential for the public safety of an existing or proposed activity, building or structure, or for the safety of the occupants thereof, which are not specifically provided for by this code, shall be determined by the fire code official.

[A] **102.10 Conflicting provisions.** Where there is a conflict between a general requirement and a specific requirement, the specific requirement shall be applicable. Where, in a specific case, different sections of this code specify different materials, methods of construction or other requirements, the most restrictive shall govern.

[A] **102.11 Other laws.** The provisions of this code shall not be deemed to nullify any provisions of local, state or federal law.

[A] **102.12 Application of references.** References to chapter or section numbers, or to provisions not specifically identified by number, shall be construed to refer to such chapter, section or provision of this code.

[A] **103.1 General.** The department of fire prevention is established within the jurisdiction under the direction of the fire code official. The function of the department shall be the implementation, administration and enforcement of the provisions of this code.

[A] **103.2 Appointment.** The fire code official shall be appointed by the chief appointing authority of the jurisdiction; and the fire code official shall not be removed from office except for cause and after full opportunity to be heard on specific and relevant charges by and before the appointing authority.

[A] **103.3 Deputies.** In accordance with the prescribed procedures of this jurisdiction and with the concurrence of the appointing authority, the fire code official shall have the authority to appoint a deputy fire code official, other related technical officers, inspectors and other employees.

[A] **103.4 Liability.** The fire code official, member of the board of appeals, officer or employee charged with the enforcement of this code, while acting for the jurisdiction, in good faith and without malice in the discharge of the duties required by this code or other pertinent law or ordinance, shall not thereby be rendered liable personally, and is hereby relieved from all personal liability for any damage accruing to persons or property as a result of an act or by reason of an act or omission in the discharge of official duties.

[A] **103.4.1 Legal defense.** Any suit instituted against any officer or employee because of an act performed by that officer or employee in the lawful discharge of duties and under the provisions of this code shall be defended by the legal representative of the jurisdiction until the final termination of the proceedings. The fire code official or any subordinate shall not be liable for costs in an action, suit or proceeding that is instituted in pursuance of the provisions of this code; and any officer of the department of fire prevention, acting in good faith and without malice, shall be free from liability for acts performed under any of its provisions or by reason of any act or omission in the performance of official duties in connection therewith.

**SECTION 104
GENERAL AUTHORITY AND RESPONSIBILITIES**

[A] **104.1 General.** The fire code official is hereby authorized to enforce the provisions of this code and shall have the authority to render interpretations of this code, and to adopt policies, procedures, rules and regulations in order to clarify

DIVISION II ADMINISTRATION

the application of its provisions. Such interpretations, policies, procedures, rules and regulations shall be in compliance with the intent and purpose of this code and shall not have the effect of waiving requirements specifically provided for in this code.

[A] 104.2 Applications and permits. The fire code official is authorized to receive applications, review construction documents and issue permits for construction regulated by this code, issue permits for operations regulated by this code, inspect the premises for which such permits have been issued and enforce compliance with the provisions of this code.

[A] 104.3 Right of entry. Whenever it is necessary to make an inspection to enforce the provisions of this code, or whenever the fire code official has reasonable cause to believe that there exists in a building or upon any premises any conditions or violations of this code which make the building or premises unsafe, dangerous or hazardous, the fire code official shall have the authority to enter the building or premises at all reasonable times to inspect or to perform the duties imposed upon the fire code official by this code. If such building or premises is occupied, the fire code official shall present credentials to the occupant and request entry. If such building or premises is unoccupied, the fire code official shall first make a reasonable effort to locate the owner or other person having charge or control of the building or premises and request entry. If entry is refused, the fire code official has recourse to every remedy provided by law to secure entry.

[A] 104.3.1 Warrant. When the fire code official has first obtained a proper inspection warrant or other remedy provided by law to secure entry, an owner or occupant or person having charge, care or control of the building or premises shall not fail or neglect, after proper request is made as herein provided, to permit entry therein by the fire code official for the purpose of inspection and examination pursuant to this code.

[A] 104.4 Identification. The fire code official shall carry proper identification when inspecting structures or premises in the performance of duties under this code.

[A] 104.5 Notices and orders. The fire code official is authorized to issue such notices or orders as are required to affect compliance with this code in accordance with Sections 109.1 and 109.2.

[A] 104.6 Official records. The fire code official shall keep official records as required by Sections 104.6.1 through 104.6.4. Such official records shall be retained for not less than five years or for as long as the structure or activity to which such records relate remains in existence, unless otherwise provided by other regulations.

[A] 104.6.1 Approvals. A record of approvals shall be maintained by the fire code official and shall be available for public inspection during business hours in accordance with applicable laws.

[A] 104.6.2 Inspections. The fire code official shall keep a record of each inspection made, including notices and orders issued, showing the findings and disposition of each.

[A] 104.6.3 Fire records. The fire department shall keep a record of fires occurring within its jurisdiction and of facts concerning the same, including statistics as to the extent of such fires and the damage caused thereby, together with other information as required by the fire code official.

[A] 104.6.4 Administrative. Application for modification, alternative methods or materials and the final decision of the fire code official shall be in writing and shall be officially recorded in the permanent records of the fire code official.

[A] 104.7 Approved materials and equipment. All materials, equipment and devices approved by the fire code official shall be constructed and installed in accordance with such approval.

[A] 104.7.1 Material and equipment reuse. Materials, equipment and devices shall not be reused or reinstalled unless such elements have been reconditioned, tested and placed in good and proper working condition and approved.

[A] 104.7.2 Technical assistance. To determine the acceptability of technologies, processes, products, facilities, materials and uses attending the design, operation or use of a building or premises subject to inspection by the fire code official, the fire code official is authorized to require the owner or agent to provide, without charge to the jurisdiction, a technical opinion and report. The opinion and report shall be prepared by a qualified engineer, specialist, laboratory or fire safety specialty organization acceptable to the fire code official and shall analyze the fire safety properties of the design, operation or use of the building or premises and the facilities and appurtenances situated thereon, to recommend necessary changes. The fire code official is authorized to require design submittals to be prepared by, and bear the stamp of, a registered design professional.

[A] 104.8 Modifications. Whenever there are practical difficulties involved in carrying out the provisions of this code, the fire code official shall have the authority to grant modifications for individual cases, provided the fire code official shall first find that special individual reason makes the strict letter of this code impractical and the modification is in compliance with the intent and purpose of this code and that such modification does not lessen health, life and fire safety requirements. The details of action granting modifications shall be recorded and entered in the files of the department of fire prevention.

[A] 104.9 Alternative materials and methods. The provisions of this code are not intended to prevent the installation of any material or to prohibit any method of construction not specifically prescribed by this code, provided that any such alternative has been approved. The fire code official is authorized to approve an alternative material or method of construction where the fire code official finds that the proposed design is satisfactory and complies with the intent of the provisions of this code, and that the material, method or work offered is, for the purpose intended, at least the equivalent of that prescribed in this code in quality, strength, effectiveness, fire resistance, durability and safety.

[A] **104.9.1 Research reports.** Supporting data, when necessary to assist in the approval of materials or assemblies not specifically provided for in this code, shall consist of valid research reports from approved sources.

[A] **104.9.2 Tests.** Whenever there is insufficient evidence of compliance with the provisions of this code, or evidence that a material or method does not conform to the requirements of this code, or in order to substantiate claims for alternative materials or methods, the fire code official shall have the authority to require tests as evidence of compliance to be made at no expense to the jurisdiction. Test methods shall be as specified in this code or by other recognized test standards. In the absence of recognized and accepted test methods, the fire code official shall approve the testing procedures. Tests shall be performed by an approved agency. Reports of such tests shall be retained by the fire code official for the period required for retention of public records.

[A] **104.10 Fire investigations.** The fire code official, the fire department or other responsible authority shall have the authority to investigate the cause, origin and circumstances of any fire, explosion or other hazardous condition. Information that could be related to trade secrets or processes shall not be made part of the public record, except as directed by a court of law.

[A] **104.10.1 Assistance from other agencies.** Police and other enforcement agencies shall have authority to render necessary assistance in the investigation of fires when requested to do so.

[A] **104.11 Authority at fires and other emergencies.** The fire chief or officer of the fire department in charge at the scene of a fire or other emergency involving the protection of life or property, or any part thereof, shall have the authority to direct such operation as necessary to extinguish or control any fire, perform any rescue operation, investigate the existence of suspected or reported fires, gas leaks or other hazardous conditions or situations, or take any other action necessary in the reasonable performance of duty. In the exercise of such power, the fire chief is authorized to prohibit any person, vehicle, vessel or thing from approaching the scene, and is authorized to remove, or cause to be removed or kept away from the scene, any vehicle, vessel or thing which could impede or interfere with the operations of the fire department and, in the judgment of the fire chief, any person not actually and usefully employed in the extinguishing of such fire or in the preservation of property in the vicinity thereof.

[A] **104.11.1 Barricades.** The fire chief or officer of the fire department in charge at the scene of an emergency is authorized to place ropes, guards, barricades or other obstructions across any street, alley, place or private property in the vicinity of such operation so as to prevent accidents or interference with the lawful efforts of the fire department to manage and control the situation and to handle fire apparatus.

[A] **104.11.2 Obstructing operations.** No person shall obstruct the operations of the fire department in connection with extinguishment or control of any fire, or actions relative to other emergencies, or disobey any lawful com-

mand of the fire chief or officer of the fire department in charge of the emergency, or any part thereof, or any lawful order of a police officer assisting the fire department.

[A] **104.11.3 Systems and devices.** No person shall render a system or device inoperative during an emergency unless by direction of the fire chief or fire department official in charge of the incident.

SECTION 105 PERMITS

[A] **105.1 General.** Permits shall be in accordance with Sections 105.1.1 through 105.7.16.

[A] **105.1.1 Permits required.** Any property owner or authorized agent who intends to conduct an operation or business, or install or modify systems and equipment which is regulated by this code, or to cause any such work to be done, shall first make application to the fire code official and obtain the required permit.

[A] **105.1.2 Types of permits.** There shall be two types of permits as follows:

1. Operational permit. An operational permit allows the applicant to conduct an operation or a business for which a permit is required by Section 105.6 for either:
 - 1.1. A prescribed period.
 - 1.2. Until renewed or revoked.
2. Construction permit. A construction permit allows the applicant to install or modify systems and equipment for which a permit is required by Section 105.7.

[A] **105.1.3 Multiple permits for the same location.** When more than one permit is required for the same location, the fire code official is authorized to consolidate such permits into a single permit provided that each provision is listed in the permit.

[A] **105.2 Application.** Application for a permit required by this code shall be made to the fire code official in such form and detail as prescribed by the fire code official. Applications for permits shall be accompanied by such plans as prescribed by the fire code official.

[A] **105.2.1 Refusal to issue permit.** If the application for a permit describes a use that does not conform to the requirements of this code and other pertinent laws and ordinances, the fire code official shall not issue a permit, but shall return the application to the applicant with the refusal to issue such permit. Such refusal shall, when requested, be in writing and shall contain the reasons for refusal.

[A] **105.2.2 Inspection authorized.** Before a new operational permit is approved, the fire code official is authorized to inspect the receptacles, vehicles, buildings, devices, premises, storage spaces or areas to be used to determine compliance with this code or any operational constraints required.

[A] 105.2.3 Time limitation of application. An application for a permit for any proposed work or operation shall be deemed to have been abandoned 180 days after the date of filing, unless such application has been diligently prosecuted or a permit shall have been issued; except that the fire code official is authorized to grant one or more extensions of time for additional periods not exceeding 90 days each. The extension shall be requested in writing and justifiable cause demonstrated.

[A] 105.2.4 Action on application. The fire code official shall examine or cause to be examined applications for permits and amendments thereto within a reasonable time after filing. If the application or the construction documents do not conform to the requirements of pertinent laws, the fire code official shall reject such application in writing, stating the reasons therefor. If the fire code official is satisfied that the proposed work or operation conforms to the requirements of this code and laws and ordinances applicable thereto, the fire code official shall issue a permit therefor as soon as practicable.

[A] 105.3 Conditions of a permit. A permit shall constitute permission to maintain, store or handle materials; or to conduct processes which produce conditions hazardous to life or property; or to install equipment utilized in connection with such activities; or to install or modify any fire protection system or equipment or any other construction, equipment installation or modification in accordance with the provisions of this code where a permit is required by Section 105.6 or 105.7. Such permission shall not be construed as authority to violate, cancel or set aside any of the provisions of this code or other applicable regulations or laws of the jurisdiction.

[A] 105.3.1 Expiration. An operational permit shall remain in effect until reissued, renewed or revoked, or for such a period of time as specified in the permit. Construction permits shall automatically become invalid unless the work authorized by such permit is commenced within 180 days after its issuance, or if the work authorized by such permit is suspended or abandoned for a period of 180 days after the time the work is commenced. Before such work recommences, a new permit shall be first obtained and the fee to recommence work, if any, shall be one-half the amount required for a new permit for such work, provided no changes have been made or will be made in the original construction documents for such work, and provided further that such suspension or abandonment has not exceeded one year. Permits are not transferable and any change in occupancy, operation, tenancy or ownership shall require that a new permit be issued.

[A] 105.3.2 Extensions. A permittee holding an unexpired permit shall have the right to apply for an extension of the time within which the permittee will commence work under that permit when work is unable to be commenced within the time required by this section for good and satisfactory reasons. The fire code official is authorized to grant, in writing, one or more extensions of the time period of a permit for periods of not more than 180 days each. Such extensions shall be requested by the permit holder in writing and justifiable cause demonstrated.

[A] 105.3.3 Occupancy prohibited before approval. The building or structure shall not be occupied prior to the fire code official issuing a permit and conducting associated inspections indicating the applicable provisions of this code have been met.

[A] 105.3.4 Conditional permits. Where permits are required and upon the request of a permit applicant, the fire code official is authorized to issue a conditional permit to occupy the premises or portion thereof before the entire work or operations on the premises is completed, provided that such portion or portions will be occupied safely prior to full completion or installation of equipment and operations without endangering life or public welfare. The fire code official shall notify the permit applicant in writing of any limitations or restrictions necessary to keep the permit area safe. The holder of a conditional permit shall proceed only to the point for which approval has been given, at the permit holder's own risk and without assurance that approval for the occupancy or the utilization of the entire premises, equipment or operations will be granted.

[A] 105.3.5 Posting the permit. Issued permits shall be kept on the premises designated therein at all times and shall be readily available for inspection by the fire code official.

[A] 105.3.6 Compliance with code. The issuance or granting of a permit shall not be construed to be a permit for, or an approval of, any violation of any of the provisions of this code or of any other ordinance of the jurisdiction. Permits presuming to give authority to violate or cancel the provisions of this code or other ordinances of the jurisdiction shall not be valid. The issuance of a permit based on construction documents and other data shall not prevent the fire code official from requiring the correction of errors in the construction documents and other data. Any addition to or alteration of approved construction documents shall be approved in advance by the fire code official, as evidenced by the issuance of a new or amended permit.

[A] 105.3.7 Information on the permit. The fire code official shall issue all permits required by this code on an approved form furnished for that purpose. The permit shall contain a general description of the operation or occupancy and its location and any other information required by the fire code official. Issued permits shall bear the signature of the fire code official or other approved legal authorization.

[A] 105.3.8 Validity of permit. The issuance or granting of a permit shall not be construed to be a permit for, or an approval of, any violation of any of the provisions of this code or of any other ordinances of the jurisdiction. Permits presuming to give authority to violate or cancel the provisions of this code or other ordinances of the jurisdiction shall not be valid. The issuance of a permit based on construction documents, operational documents and other data shall not prevent the fire code official from requiring correction of errors in the documents or other data.

[A] 105.4 Construction documents. Construction documents shall be in accordance with this section.

[A] 105.4.1 Submittals. Construction documents and supporting data shall be submitted in two or more sets with each application for a permit and in such form and detail as required by the fire code official. The construction documents shall be prepared by a registered design professional where required by the statutes of the jurisdiction in which the project is to be constructed.

Exception: The fire code official is authorized to waive the submission of construction documents and supporting data not required to be prepared by a registered design professional if it is found that the nature of the work applied for is such that review of construction documents is not necessary to obtain compliance with this code.

[A] 105.4.1.1 Examination of documents. The fire code official shall examine or cause to be examined the accompanying construction documents and shall ascertain by such examinations whether the work indicated and described is in accordance with the requirements of this code.

[A] 105.4.2 Information on construction documents. Construction documents shall be drawn to scale upon suitable material. Electronic media documents are allowed to be submitted when approved by the fire code official. Construction documents shall be of sufficient clarity to indicate the location, nature and extent of the work proposed and show in detail that it will conform to the provisions of this code and relevant laws, ordinances, rules and regulations as determined by the fire code official.

[A] 105.4.2.1 Fire protection system shop drawings. Shop drawings for the fire protection system(s) shall be submitted to indicate compliance with this code and the construction documents, and shall be approved prior to the start of installation. Shop drawings shall contain all information as required by the referenced installation standards in Chapter 9.

[A] 105.4.3 Applicant responsibility. It shall be the responsibility of the applicant to ensure that the construction documents include all of the fire protection requirements and the shop drawings are complete and in compliance with the applicable codes and standards.

[A] 105.4.4 Approved documents. Construction documents approved by the fire code official are approved with the intent that such construction documents comply in all respects with this code. Review and approval by the fire code official shall not relieve the applicant of the responsibility of compliance with this code.

[A] 105.4.4.1 Phased approval. The fire code official is authorized to issue a permit for the construction of part of a structure, system or operation before the construction documents for the whole structure, system or operation have been submitted, provided that adequate information and detailed statements have been filed complying with pertinent requirements of this code. The holder of such permit for parts of a structure, system or operation shall proceed at the holder's own risk with the building operation and without assurance that

a permit for the entire structure, system or operation will be granted.

[A] 105.4.5 Corrected documents. Where field conditions necessitate any substantial change from the approved construction documents, the fire code official shall have the authority to require the corrected construction documents to be submitted for approval.

[A] 105.4.6 Retention of construction documents. One set of construction documents shall be retained by the fire code official for a period of not less than 180 days from date of completion of the permitted work, or as required by state or local laws. One set of approved construction documents shall be returned to the applicant, and said set shall be kept on the site of the building or work at all times during which the work authorized thereby is in progress.

[A] 105.5 Revocation. The fire code official is authorized to revoke a permit issued under the provisions of this code when it is found by inspection or otherwise that there has been a false statement or misrepresentation as to the material facts in the application or construction documents on which the permit or approval was based including, but not limited to, any one of the following:

1. The permit is used for a location or establishment other than that for which it was issued.
2. The permit is used for a condition or activity other than that listed in the permit.
3. Conditions and limitations set forth in the permit have been violated.
4. There have been any false statements or misrepresentations as to the material fact in the application for permit or plans submitted or a condition of the permit.
5. The permit is used by a different person or firm than the name for which it was issued.
6. The permittee failed, refused or neglected to comply with orders or notices duly served in accordance with the provisions of this code within the time provided therein.
7. The permit was issued in error or in violation of an ordinance, regulation or this code.

[A] 105.6 Required operational permits. The fire code official is authorized to issue operational permits for the operations set forth in Sections 105.6.1 through 105.6.46.

[A] 105.6.1 Aerosol products. An operational permit is required to manufacture, store or handle an aggregate quantity of Level 2 or Level 3 aerosol products in excess of 500 pounds (227 kg) net weight.

[A] 105.6.2 Amusement buildings. An operational permit is required to operate a special amusement building.

[A] 105.6.3 Aviation facilities. An operational permit is required to use a Group H or Group S occupancy for aircraft servicing or repair and aircraft fuel-servicing vehicles. Additional permits required by other sections of this code include, but are not limited to, hot work, hazardous materials and flammable or combustible finishes.

[A] **105.6.4 Carnivals and fairs.** An operational permit is required to conduct a carnival or fair.

[A] **105.6.5 Cellulose nitrate film.** An operational permit is required to store, handle or use cellulose nitrate film in a Group A occupancy.

[A] **105.6.6 Combustible dust-producing operations.** An operational permit is required to operate a grain elevator, flour starch mill, feed mill, or a plant pulverizing aluminum, coal, cocoa, magnesium, spices or sugar, or other operations producing combustible dusts as defined in Chapter 2.

[A] **105.6.7 Combustible fibers.** An operational permit is required for the storage and handling of combustible fibers in quantities greater than 100 cubic feet (2.8 m³).

Exception: A permit is not required for agricultural storage.

[A] **105.6.8 Compressed gases.** An operational permit is required for the storage, use or handling at normal temperature and pressure (NTP) of compressed gases in excess of the amounts listed in Table 105.6.8.

Exception: Vehicles equipped for and using compressed gas as a fuel for propelling the vehicle.

**TABLE 105.6.8
PERMIT AMOUNTS FOR COMPRESSED GASES**

TYPE OF GAS	AMOUNT (cubic feet at NTP)
Corrosive	200
Flammable (except cryogenic fluids and liquefied petroleum gases)	200
Highly toxic	Any Amount
Inert and simple asphyxiant	6,000
Oxidizing (including oxygen)	504
Pyrophoric	Any Amount
Toxic	Any Amount

For SI: 1 cubic foot = 0.02832 m³.

[A] **105.6.9 Covered and open mall buildings.** An operational permit is required for:

1. The placement of retail fixtures and displays, concession equipment, displays of highly combustible goods and similar items in the mall.
2. The display of liquid- or gas-fired equipment in the mall.
3. The use of open-flame or flame-producing equipment in the mall.

[A] **105.6.10 Cryogenic fluids.** An operational permit is required to produce, store, transport on site, use, handle or dispense cryogenic fluids in excess of the amounts listed in Table 105.6.10.

Exception: Permits are not required for vehicles equipped for and using cryogenic fluids as a fuel for propelling the vehicle or for refrigerating the lading.

**TABLE 105.6.10
PERMIT AMOUNTS FOR CRYOGENIC FLUIDS**

TYPE OF CRYOGENIC FLUID	INSIDE BUILDING (gallons)	OUTSIDE BUILDING (gallons)
Flammable	More than 1	60
Inert	60	500
Oxidizing (includes oxygen)	10	50
Physical or health hazard not indicated above	Any Amount	Any Amount

For SI: 1 gallon = 3.785 L.

[A] **105.6.11 Cutting and welding.** An operational permit is required to conduct cutting or welding operations within the jurisdiction.

[A] **105.6.12 Dry cleaning.** An operational permit is required to engage in the business of dry cleaning or to change to a more hazardous cleaning solvent used in existing dry cleaning equipment.

[A] **105.6.13 Exhibits and trade shows.** An operational permit is required to operate exhibits and trade shows.

[A] **105.6.14 Explosives.** An operational permit is required for the manufacture, storage, handling, sale or use of any quantity of explosives, explosive materials, fireworks or pyrotechnic special effects within the scope of Chapter 56.

Exception: Storage in Group R-3 occupancies of smokeless propellant, black powder and small arms primers for personal use, not for resale and in accordance with Section 5606.

[A] **105.6.15 Fire hydrants and valves.** An operational permit is required to use or operate fire hydrants or valves intended for fire suppression purposes which are installed on water systems and accessible to a fire apparatus access road that is open to or generally used by the public.

Exception: A permit is not required for authorized employees of the water company that supplies the system or the fire department to use or operate fire hydrants or valves.

[A] **105.6.16 Flammable and combustible liquids.** An operational permit is required:

1. To use or operate a pipeline for the transportation within facilities of flammable or combustible liquids. This requirement shall not apply to the off-site transportation in pipelines regulated by the Department of Transportation (DOT) nor does it apply to piping systems.
2. To store, handle or use Class I liquids in excess of 5 gallons (19 L) in a building or in excess of 10 gallons (37.9 L) outside of a building, except that a permit is not required for the following:
 - 2.1. The storage or use of Class I liquids in the fuel tank of a motor vehicle, aircraft, motorboat, mobile power plant or mobile heating plant, unless such storage, in the opinion of the fire code official, would cause an unsafe condition.

2.2. The storage or use of paints, oils, varnishes or similar flammable mixtures when such liquids are stored for maintenance, painting or similar purposes for a period of not more than 30 days.

3. To store, handle or use Class II or Class IIIA liquids in excess of 25 gallons (95 L) in a building or in excess of 60 gallons (227 L) outside a building, except for fuel oil used in connection with oil-burning equipment.
4. To store, handle or use Class IIIB liquids in tanks or portable tanks for fueling motor vehicles at motor fuel-dispensing facilities or where connected to fuel-burning equipment.
Exception: Fuel oil and used motor oil used for space heating or water heating.
5. To remove Class I or II liquids from an underground storage tank used for fueling motor vehicles by any means other than the approved, stationary on-site pumps normally used for dispensing purposes.
6. To operate tank vehicles, equipment, tanks, plants, terminals, wells, fuel-dispensing stations, refineries, distilleries and similar facilities where flammable and combustible liquids are produced, processed, transported, stored, dispensed or used.
7. To place temporarily out of service (for more than 90 days) an underground, protected above-ground or above-ground flammable or combustible liquid tank.
8. To change the type of contents stored in a flammable or combustible liquid tank to a material that poses a greater hazard than that for which the tank was designed and constructed.
9. To manufacture, process, blend or refine flammable or combustible liquids.
10. To engage in the dispensing of liquid fuels into the fuel tanks of motor vehicles at commercial, industrial, governmental or manufacturing establishments.
11. To utilize a site for the dispensing of liquid fuels from tank vehicles into the fuel tanks of motor vehicles, marine craft and other special equipment at commercial, industrial, governmental or manufacturing establishments.

[A] **105.6.17 Floor finishing.** An operational permit is required for floor finishing or surfacing operations exceeding 350 square feet (33 m²) using Class I or Class II liquids.

[A] **105.6.18 Fruit and crop ripening.** An operational permit is required to operate a fruit- or crop-ripening facility or conduct a fruit-ripening process using ethylene gas.

[A] **105.6.19 Fumigation and insecticidal fogging.** An operational permit is required to operate a business of fumigation or insecticidal fogging, and to maintain a

room, vault or chamber in which a toxic or flammable fumigant is used.

[A] **105.6.20 Hazardous materials.** An operational permit is required to store, transport on site, dispense, use or handle hazardous materials in excess of the amounts listed in Table 105.6.20.

[A] **105.6.21 HPM facilities.** An operational permit is required to store, handle or use hazardous production materials.

[A] **105.6.22 High-piled storage.** An operational permit is required to use a building or portion thereof as a high-piled storage area exceeding 500 square feet (46 m²).

[A] **105.6.23 Hot work operations.** An operational permit is required for hot work including, but not limited to:

1. Public exhibitions and demonstrations where hot work is conducted.
2. Use of portable hot work equipment inside a structure.

Exception: Work that is conducted under a construction permit.

3. Fixed-site hot work equipment, such as welding booths.
4. Hot work conducted within a wildfire risk area.
5. Application of roof coverings with the use of an open-flame device.
6. When approved, the fire code official shall issue a permit to carry out a hot work program. This program allows approved personnel to regulate their facility's hot work operations. The approved personnel shall be trained in the fire safety aspects denoted in this chapter and shall be responsible for issuing permits requiring compliance with the requirements found in Chapter 35. These permits shall be issued only to their employees or hot work operations under their supervision.

[A] **105.6.24 Industrial ovens.** An operational permit is required for operation of industrial ovens regulated by Chapter 30.

[A] **105.6.25 Lumber yards and woodworking plants.** An operational permit is required for the storage or processing of lumber exceeding 100,000 board feet (8,333 ft³) (236 m³).

[A] **105.6.26 Liquid- or gas-fueled vehicles or equipment in assembly buildings.** An operational permit is required to display, operate or demonstrate liquid- or gas-fueled vehicles or equipment in assembly buildings.

[A] **105.6.27 LP-gas.** An operational permit is required for:

1. Storage and use of LP-gas.

Exception: A permit is not required for individual containers with a 500-gallon (1893 L) water capacity or less or multiple container systems having an aggregate quantity not exceeding 500 gallons (1893 L), serving occupancies in Group R-3.

2. Operation of cargo tankers that transport LP-gas.

**TABLE 105.6.20
PERMIT AMOUNTS FOR HAZARDOUS MATERIALS**

TYPE OF MATERIAL	AMOUNT
Combustible liquids	See Section 105.6.16
Corrosive materials	
Gases	See Section 105.6.8
Liquids	55 gallons
Solids	500 pounds
Explosive materials	See Section 105.6.14
Flammable materials	
Gases	See Section 105.6.8
Liquids	See Section 105.6.16
Solids	100 pounds
Highly toxic materials	
Gases	See Section 105.6.8
Liquids	Any Amount
Solids	Any Amount
Oxidizing materials	
Gases	See Section 105.6.8
Liquids	
Class 4	Any Amount
Class 3	1 gallon ^a
Class 2	10 gallons
Class 1	55 gallons
Solids	
Class 4	Any Amount
Class 3	10 pounds ^b
Class 2	100 pounds
Class 1	500 pounds
Organic peroxides	
Liquids	
Class I	Any Amount
Class II	Any Amount
Class III	1 gallon
Class IV	2 gallons
Class V	No Permit Required
Solids	
Class I	Any Amount
Class II	Any Amount
Class III	10 pounds
Class IV	20 pounds
Class V	No Permit Required
Pyrophoric materials	
Gases	Any Amount
Liquids	Any Amount
Solids	Any Amount
Toxic materials	
Gases	See Section 105.6.8
Liquids	10 gallons
Solids	100 pounds
Unstable (reactive) materials	
Liquids	
Class 4	Any Amount
Class 3	Any Amount
Class 2	5 gallons
Class 1	10 gallons
Solids	
Class 4	Any Amount
Class 3	Any Amount
Class 2	50 pounds
Class 1	100 pounds

(continued)

**TABLE 105.6.20—continued
PERMIT AMOUNTS FOR HAZARDOUS MATERIALS**

TYPE OF MATERIAL	AMOUNT
Water-reactive materials	
Liquids	
Class 3	Any Amount
Class 2	5 gallons
Class 1	55 gallons
Solids	
Class 3	Any Amount
Class 2	50 pounds
Class 1	500 pounds

For SI: 1 gallon = 3.785 L, 1 pound = 0.454 kg.

- a. 20 gallons when Table 5003.1.1(1) Note k applies and hazard identification signs in accordance with Section 5003.5 are provided for quantities of 20 gallons or less.
- b. 200 pounds when Table 5003.1.1(1) Note k applies and hazard identification signs in accordance with Section 5003.5 are provided for quantities of 200 pounds or less.

[A] 105.6.28 Magnesium. An operational permit is required to melt, cast, heat treat or grind more than 10 pounds (4.54 kg) of magnesium.

[A] 105.6.29 Miscellaneous combustible storage. An operational permit is required to store in any building or upon any premises in excess of 2,500 cubic feet (71 m³) gross volume of combustible empty packing cases, boxes, barrels or similar containers, rubber tires, rubber, cork or similar combustible material.

[A] 105.6.30 Open burning. An operational permit is required for the kindling or maintaining of an open fire or a fire on any public street, alley, road, or other public or private ground. Instructions and stipulations of the permit shall be adhered to.

Exception: Recreational fires.

[A] 105.6.31 Open flames and torches: An operational permit is required to remove paint with a torch; or to use a torch or open-flame device in a wildfire risk area.

[A] 105.6.32 Open flames and candles. An operational permit is required to use open flames or candles in connection with assembly areas, dining areas of restaurants or drinking establishments.

[A] 105.6.33 Organic coatings. An operational permit is required for any organic-coating manufacturing operation producing more than 1 gallon (4 L) of an organic coating in one day.

[A] 105.6.34 Places of assembly. An operational permit is required to operate a place of assembly.

[A] 105.6.35 Private fire hydrants. An operational permit is required for the removal from service, use or operation of private fire hydrants.

Exception: A permit is not required for private industry with trained maintenance personnel, private fire brigade or fire departments to maintain, test and use private hydrants.

[A] 105.6.36 Pyrotechnic special effects material. An operational permit is required for use and handling of pyrotechnic special effects material.

[A] **105.6.37 Pyroxylin plastics.** An operational permit is required for storage or handling of more than 25 pounds (11 kg) of cellulose nitrate (pyroxylin) plastics, and for the assembly or manufacture of articles involving pyroxylin plastics.

[A] **105.6.38 Refrigeration equipment.** An operational permit is required to operate a mechanical refrigeration unit or system regulated by Chapter 6.

[A] **105.6.39 Repair garages and motor fuel-dispensing facilities.** An operational permit is required for operation of repair garages, and automotive, marine and fleet motor fuel-dispensing facilities.

[A] **105.6.40 Rooftop heliports.** An operational permit is required for the operation of a rooftop heliport.

[A] **105.6.41 Spraying or dipping.** An operational permit is required to conduct a spraying or dipping operation utilizing flammable or combustible liquids, or the application of combustible powders regulated by Chapter 24.

[A] **105.6.42 Storage of scrap tires and tire byproducts.** An operational permit is required to establish, conduct or maintain storage of scrap tires and tire byproducts that exceeds 2,500 cubic feet (71 m³) of total volume of scrap tires, and for indoor storage of tires and tire byproducts.

[A] **105.6.43 Temporary membrane structures and tents.** An operational permit is required to operate an air-supported temporary membrane structure or a tent having an area in excess of 400 square feet (37 m²).

Exceptions:

1. Tents used exclusively for recreational camping purposes.
2. Tents open on all sides, which comply with all of the following:
 - 2.1. Individual tents having a maximum size of 700 square feet (65 m²).
 - 2.2. The aggregate area of multiple tents placed side by side without a fire break clearance of not less than 12 feet (3658 mm) shall not exceed 700 square feet (65 m²) total.
 - 2.3. A minimum clearance of 12 feet (3658 mm) to structures and other tents shall be provided.

[A] **105.6.44 Tire-rebuilding plants.** An operational permit is required for the operation and maintenance of a tire-rebuilding plant.

[A] **105.6.45 Waste handling.** An operational permit is required for the operation of wrecking yards, junk yards and waste material-handling facilities.

[A] **105.6.46 Wood products.** An operational permit is required to store chips, hogged material, lumber or plywood in excess of 200 cubic feet (6 m³).

105.6.47 Additional permits. In addition to the permits required by Section 105.6, the following permits shall be obtained from the Bureau of Fire Prevention prior to

engaging in the following activities, operations, practices or functions:

1. **Production facilities.** To change use or occupancy, or allow the attendance of a live audience, or for wrap parties.
2. **Pyrotechnics and special effects.** To use pyrotechnic special effects, open flame, use of flammable or combustible liquids and gases, welding, and the parking of motor vehicles in any building or location used for the purpose of motion picture, television and commercial production.
3. **Live audiences.** To install seating arrangements for live audiences in approved production facilities, production studios and sound stages. See Chapter 48.

[A] **105.7 Required construction permits.** The fire code official is authorized to issue construction permits for work as set forth in Sections 105.7.1 through 105.7.16.

[A] **105.7.1 Automatic fire-extinguishing systems.** A construction permit is required for installation of or modification to an automatic fire-extinguishing system. Maintenance performed in accordance with this code is not considered a modification and does not require a permit.

[A] **105.7.2 Battery systems.** A permit is required to install stationary storage battery systems having a liquid capacity of more than 50 gallons (189 L).

[A] **105.7.3 Compressed gases.** When the compressed gases in use or storage exceed the amounts listed in Table 105.6.8, a construction permit is required to install, repair damage to, abandon, remove, place temporarily out of service, or close or substantially modify a compressed gas system.

Exceptions:

1. Routine maintenance.
2. For emergency repair work performed on an emergency basis, application for permit shall be made within two working days of commencement of work.

[A] **105.7.4 Cryogenic fluids.** A construction permit is required for installation of or alteration to outdoor stationary cryogenic fluid storage systems where the system capacity exceeds the amounts listed in Table 105.6.10. Maintenance performed in accordance with this code is not considered an alteration and does not require a construction permit.

[A] **105.7.5 Emergency responder radio coverage system.** A construction permit is required for installation of or modification to emergency responder radio coverage systems and related equipment. Maintenance performed in accordance with this code is not considered a modification and does not require a permit.

[A] **105.7.6 Fire alarm and detection systems and related equipment.** A construction permit is required for installation of or modification to fire alarm and detection systems and related equipment. Maintenance performed in

accordance with this code is not considered a modification and does not require a permit.

[A] 105.7.7 Fire pumps and related equipment. A construction permit is required for installation of or modification to fire pumps and related fuel tanks, jockey pumps, controllers and generators. Maintenance performed in accordance with this code is not considered a modification and does not require a permit.

[A] 105.7.8 Flammable and combustible liquids. A construction permit is required:

1. To install, repair or modify a pipeline for the transportation of flammable or combustible liquids.
2. To install, construct or alter tank vehicles, equipment, tanks, plants, terminals, wells, fuel-dispensing stations, refineries, distilleries and similar facilities where flammable and combustible liquids are produced, processed, transported, stored, dispensed or used.
3. To install, alter, remove, abandon or otherwise dispose of a flammable or combustible liquid tank.

[A] 105.7.9 Hazardous materials. A construction permit is required to install, repair damage to, abandon, remove, place temporarily out of service, or close or substantially modify a storage facility or other area regulated by Chapter 50 when the hazardous materials in use or storage exceed the amounts listed in Table 105.6.20.

Exceptions:

1. Routine maintenance.
2. For emergency repair work performed on an emergency basis, application for permit shall be made within two working days of commencement of work.

[A] 105.7.10 Industrial ovens. A construction permit is required for installation of industrial ovens covered by Chapter 30.

Exceptions:

1. Routine maintenance.
2. For repair work performed on an emergency basis, application for permit shall be made within two working days of commencement of work.

[A] 105.7.11 LP-gas. A construction permit is required for installation of or modification to an LP-gas system.

[A] 105.7.12 Private fire hydrants. A construction permit is required for the installation or modification of private fire hydrants.

[A] 105.7.13 Solar photovoltaic power systems. A construction permit is required to install or modify solar photovoltaic power systems.

[A] 105.7.14 Spraying or dipping. A construction permit is required to install or modify a spray room, dip tank or booth.

[A] 105.7.15 Standpipe systems. A construction permit is required for the installation, modification or removal from service of a standpipe system. Maintenance performed in

accordance with this code is not considered a modification and does not require a permit.

[A] 105.7.16 Temporary membrane structures and tents. A construction permit is required to erect an air-supported temporary membrane structure or a tent having an area in excess of 400 square feet (37 m²).

Exceptions:

1. Tents used exclusively for recreational camping purposes.
2. Funeral tents and curtains, or extensions attached thereto, when used for funeral services.
3. Tents and awnings open on all sides, which comply with all of the following:
 - 3.1. Individual tents shall have a maximum size of 700 square feet (65 m²).
 - 3.2. The aggregate area of multiple tents placed side by side without a fire break clearance of not less than 12 feet (3658 mm) shall not exceed 700 square feet (65 m²) total.
 - 3.3. A minimum clearance of 12 feet (3658 mm) to structures and other tents shall be maintained.

**SECTION 106
INSPECTIONS**

[A] 106.1 Inspection authority. The fire code official is authorized to enter and examine any building, structure, marine vessel, vehicle or premises in accordance with Section 104.3 for the purpose of enforcing this code.

[A] 106.2 Inspections. The fire code official is authorized to conduct such inspections as are deemed necessary to determine the extent of compliance with the provisions of this code and to approve reports of inspection by approved agencies or individuals. All reports of such inspections shall be prepared and submitted in writing for review and approval. Inspection reports shall be certified by a responsible officer of such approved agency or by the responsible individual. The fire code official is authorized to engage such expert opinion as deemed necessary to report upon unusual, detailed or complex technical issues subject to the approval of the governing body.

[A] 106.2.1 Inspection requests. It shall be the duty of the holder of the permit or their duly authorized agent to notify the fire code official when work is ready for inspection. It shall be the duty of the permit holder to provide access to and means for inspections of such work that are required by this code.

[A] 106.2.2 Approval required. Work shall not be done beyond the point indicated in each successive inspection without first obtaining the approval of the fire code official. The fire code official, upon notification, shall make the requested inspections and shall either indicate the portion of the construction that is satisfactory as completed, or notify the permit holder or his or her agent wherein the

same fails to comply with this code. Any portions that do not comply shall be corrected, and such portion shall not be covered or concealed until authorized by the fire code official.

[A] 106.3 Concealed work. It shall be the duty of the permit applicant to cause the work to remain accessible and exposed for inspection purposes. Whenever any installation subject to inspection prior to use is covered or concealed without having first been inspected, the fire code official shall have the authority to require that such work be exposed for inspection. Neither the fire code official nor the jurisdiction shall be liable for expense entailed in the removal or replacement of any material required to allow inspection.

[A] 106.4 Approvals. Approval as the result of an inspection shall not be construed to be an approval of a violation of the provisions of this code or of other ordinances of the jurisdiction. Inspections presuming to give authority to violate or cancel provisions of this code or of other ordinances of the jurisdiction shall not be valid.

SECTION 107 MAINTENANCE

[A] 107.1 Maintenance of safeguards. Whenever or wherever any device, equipment, system, condition, arrangement, level of protection, or any other feature is required for compliance with the provisions of this code, or otherwise installed, such device, equipment, system, condition, arrangement, level of protection, or other feature shall thereafter be continuously maintained in accordance with this code and applicable referenced standards.

[A] 107.2 Testing and operation. Equipment requiring periodic testing or operation to ensure maintenance shall be tested or operated as specified in this code.

[A] 107.2.1 Test and inspection records. Required test and inspection records shall be available to the fire code official at all times or such records as the fire code official designates shall be filed with the fire code official.

[A] 107.2.2 Reinspection and testing. Where any work or installation does not pass an initial test or inspection, the necessary corrections shall be made so as to achieve compliance with this code. The work or installation shall then be resubmitted to the fire code official for inspection and testing.

[A] 107.3 Supervision. Maintenance and testing shall be under the supervision of a responsible person who shall ensure that such maintenance and testing are conducted at specified intervals in accordance with this code.

[A] 107.4 Rendering equipment inoperable. Portable or fixed fire-extinguishing systems or devices, and fire-warning systems, shall not be rendered inoperative or inaccessible, except as necessary during emergencies, maintenance, repairs, alterations, drills or prescribed testing.

[A] 107.5 Overcrowding. Overcrowding or admittance of any person beyond the approved capacity of a building or a portion thereof shall not be allowed. The fire code official, upon finding any overcrowding conditions or obstructions in

aisles, passageways or other means of egress, or upon finding any condition which constitutes a life safety hazard, shall be authorized to cause the event to be stopped until such condition or obstruction is corrected.

SECTION 108 BOARD OF APPEALS

[A] 108.1 Board of appeals established. In order to hear and decide appeals of orders, decisions or determinations made by the fire code official relative to the application and interpretation of this code, there shall be and is hereby created a board of appeals. The board of appeals shall be appointed by the governing body and shall hold office at its pleasure. The fire code official shall be an ex officio member of said board but shall have no vote on any matter before the board. The board shall adopt rules of procedure for conducting its business, and shall render all decisions and findings in writing to the appellant with a duplicate copy to the fire code official.

[A] 108.2 Limitations on authority. An application for appeal shall be based on a claim that the intent of this code or the rules legally adopted hereunder have been incorrectly interpreted, the provisions of this code do not fully apply, or an equivalent method of protection or safety is proposed. The board shall have no authority to waive requirements of this code.

[A] 108.3 Qualifications. The board of appeals shall consist of members who are qualified by experience and training to pass on matters pertaining to hazards of fire, explosions, hazardous conditions or fire protection systems, and are not employees of the jurisdiction.

SECTION 109 VIOLATIONS

[A] 109.1 Unlawful acts. It shall be unlawful for a person, firm or corporation to erect, construct, alter, repair, remove, demolish or utilize a building, occupancy, premises or system regulated by this code, or cause same to be done, in conflict with or in violation of any of the provisions of this code. **

[A] 109.2 Owner/occupant responsibility. Correction and abatement of violations of this code shall be the responsibility of the owner. If an occupant creates, or allows to be created, hazardous conditions in violation of this code, the occupant shall be held responsible for the abatement of such hazardous conditions.

[A] 109.3 Notice of violation. When the fire code official finds a building, premises, vehicle, storage facility or outdoor area that is in violation of this code, the fire code official is authorized to prepare a written notice of violation describing the conditions deemed unsafe and, when compliance is not immediate, specifying a time for reinspection.

[A] 109.3.1 Service. A notice of violation issued pursuant to this code shall be served upon the owner, operator, occupant or other person responsible for the condition or violation, either by personal service, mail or by delivering the same to, and leaving it with, some person of responsibility upon the premises. For unattended or abandoned

locations, a copy of such notice of violation shall be posted on the premises in a conspicuous place at or near the entrance to such premises and the notice of violation shall be mailed by certified mail with return receipt requested or a certificate of mailing, to the last known address of the owner, occupant or both.

[A] 109.3.2 Compliance with orders and notices. A notice of violation issued or served as provided by this code shall be complied with by the owner, operator, occupant or other person responsible for the condition or violation to which the notice of violation pertains.

[A] 109.3.3 Prosecution of violations. If the notice of violation is not complied with promptly, the fire code official is authorized to request the legal counsel of the jurisdiction to institute the appropriate legal proceedings at law or in equity to restrain, correct or abate such violation or to require removal or termination of the unlawful occupancy of the structure in violation of the provisions of this code or of the order or direction made pursuant hereto.

[A] 109.3.4 Unauthorized tampering. Signs, tags or seals posted or affixed by the fire code official shall not be mutilated, destroyed or tampered with, or removed, without authorization from the fire code official.

[A] 109.4 Violation penalties. Persons who shall violate a provision of this code or shall fail to comply with any of the requirements thereof or who shall erect, install, alter, repair or do work in violation of the approved construction documents or directive of the fire code official, or of a permit or certificate used under provisions of this code, shall be guilty of a **[SPECIFY OFFENSE]**, punishable by a fine of not more than **[AMOUNT]** dollars or by imprisonment not exceeding **[NUMBER OF DAYS]**, or both such fine and imprisonment. Each day that a violation continues after due notice has been served shall be deemed a separate offense.

[A] 109.4.1 Abatement of violation. In addition to the imposition of the penalties herein described, the fire code official is authorized to institute appropriate action to prevent unlawful construction or to restrain, correct or abate a violation; or to prevent illegal occupancy of a structure or premises; or to stop an illegal act, conduct of business or occupancy of a structure on or about any premises.

**SECTION 110
UNSAFE BUILDINGS**

[A] 110.1 General. If during the inspection of a premises, a building or structure, or any building system, in whole or in part, constitutes a clear and inimical threat to human life, safety or health, the fire code official shall issue such notice or orders to remove or remedy the conditions as shall be deemed necessary in accordance with this section, and shall refer the building to the building department for any repairs, alterations, remodeling, removing or demolition required.

[A] 110.1.1 Unsafe conditions. Structures or existing equipment that are or hereafter become unsafe or deficient because of inadequate means of egress or which constitute

a fire hazard, or are otherwise dangerous to human life or the public welfare, or which involve illegal or improper occupancy or inadequate maintenance, shall be deemed an unsafe condition. A vacant structure which is not secured against unauthorized entry as required by Section 311 shall be deemed unsafe.

[A] 110.1.2 Structural hazards. When an apparent structural hazard is caused by the faulty installation, operation or malfunction of any of the items or devices governed by this code, the fire code official shall immediately notify the building code official in accordance with Section 110.1.

[A] 110.2 Evacuation. The fire code official or the fire department official in charge of an incident shall be authorized to order the immediate evacuation of any occupied building deemed unsafe when such building has hazardous conditions that present imminent danger to building occupants. Persons so notified shall immediately leave the structure or premises and shall not enter or re-enter until authorized to do so by the fire code official or the fire department official in charge of the incident.

[A] 110.3 Summary abatement. Where conditions exist that are deemed hazardous to life and property, the fire code official or fire department official in charge of the incident is authorized to abate summarily such hazardous conditions that are in violation of this code.

[A] 110.4 Abatement. The owner, operator or occupant of a building or premises deemed unsafe by the fire code official shall abate or cause to be abated or corrected such unsafe conditions either by repair, rehabilitation, demolition or other approved corrective action.

**SECTION 111
STOP WORK ORDER**

[A] 111.1 Order. Whenever the fire code official finds any work regulated by this code being performed in a manner contrary to the provisions of this code, or in a dangerous or unsafe manner, the fire code official is authorized to issue a stop work order.

[A] 111.2 Issuance. A stop work order shall be in writing and shall be given to the owner of the property, or to the owner's agent, or to the person doing the work. Upon issuance of a stop work order, the cited work shall immediately cease. The stop work order shall state the reason for the order, and the conditions under which the cited work is authorized to resume.

[A] 111.3 Emergencies. Where an emergency exists, the fire code official shall not be required to give a written notice prior to stopping the work.

[A] 111.4 Failure to comply. Any person who shall continue any work after having been served with a stop work order, except such work as that person is directed to perform to remove a violation or unsafe condition, shall be liable to a fine of not less than **[AMOUNT]** dollars or more than **[AMOUNT]** dollars.

SECTION 112 SERVICE UTILITIES

[A] **112.1 Authority to disconnect service utilities.** The fire code official shall have the authority to authorize disconnection of utility service to the building, structure or system in order to safely execute emergency operations or to eliminate an immediate hazard. The fire code official shall notify the serving utility and, whenever possible, the owner and occupant of the building, structure or service system of the decision to disconnect prior to taking such action if not notified prior to disconnection. The owner or occupant of the building, structure or service system shall be notified in writing as soon as practical thereafter.

SECTION 113 FEES

[A] **113.1 Fees.** A permit shall not be issued until the fees have been paid, nor shall an amendment to a permit be released until the additional fee, if any, has been paid.

[A] **113.2 Schedule of permit fees.** A fee for each permit shall be paid as required, in accordance with the schedule as established by the applicable governing authority.

[A] **113.3 Work commencing before permit issuance.** Any person who commences any work, activity or operation regulated by this code before obtaining the necessary permits shall be subject to an additional fee established by the applicable governing authority, which shall be in addition to the required permit fees.

[A] **113.4 Related fees.** The payment of the fee for the construction, alteration, removal or demolition of work done in connection to or concurrently with the work or activity authorized by a permit shall not relieve the applicant or holder of the permit from the payment of other fees that are prescribed by law.

[A] **113.5 Refunds.** The applicable governing authority is authorized to establish a refund policy.



CALIFORNIA FIRE CODE – MATRIX ADOPTION TABLE CHAPTER 2 – DEFINITIONS

(Matrix Adoption Tables are non-regulatory, intended only as an aid to the user.
See Chapter 1 for state agency authority and building applications.)

Adopting Agency	BSC	SFM		HCD			DSA		OSHPD				BSCC	DHS	AGR	DWR	CEC	CA	SL	SLC
		T-24	T-19*	1	2	1/AC	AC	SS	1	2	3	4								
Adopt Entire Chapter																				
Adopt Entire Chapter as amended (amended sections listed below)		X																		
Adopt only those sections that are listed below																				
[California Code of Regulations, Title 19, Division 1]			X																	
Chapter / Section																				
Aged Home or Institution		X																		
Assembly		X																		
Assembly Building		X																		
Bedridden Person		X																		
Building		X																		
Care and Supervision		X																		
Catastrophically Injured		X																		
Cell		X																		
Cell Complex		X																		
Cell Tiers		X																		
Charter School		X																		
Child-Care Center		X																		
Child or Children		X																		
Chronically Ill		X																		
Community Care Facility		X																		
Congregate Living Health Facility (CLHF)		X																		
Congregate Residence		X																		
Courtroom Dock		X																		
Courthouse Holding Facility		X																		
Day Care		X																		
Day-Care Home, Family		X																		
Day-Care Home, Large Family		X																		
Day-Care Home, Small Family		X																		
Day Room		X																		
Detention Elevator		X																		
Detention Treatment Room		X																		
Direct Access		X																		
Enforcing Agency		X																		
Fire Appliance		X																		
Fixed Guideway Transit System		X																		
Foster Family Home		X																		
Full-Time Care		X																		

(continued)

CHAPTER 2 – DEFINITIONS—continued

Adopting Agency	BSC	SFM		HCD			DSA		OSHPD				BSCC	DHS	AGR	DWR	CEC	CA	SL	SLC
		T-24	T-19*	1	2	1/AC	AC	SS	1	2	3	4								
Adopt Entire Chapter																				
Adopt Entire Chapter as amended (amended sections listed below)		X																		
Adopt only those sections that are listed below																				
[California Code of Regulations, Title 19, Division 1]			X																	
Chapter / Section																				
<i>Group Home</i>		X																		
High-Rise Building		X																		
Holding Facility		X																		
Housing Unit		X																		
Infant		X																		
Laboratory		X																		
Lodging House		X																		
Mentally Retarded Persons, Pro- foundly or Severely		X																		
Nonaccessible Area		X																		
Nonambulatory Persons		X																		
Noncombustible		X																		
Occupancy Classification		X																		
Protective Social Care Facility		X																		
Residential Care Facility for the Chronically Ill (RCF/CI)		X																		
Residential Care Facility For The Elderly (RCFE)		X																		
Residential Facility (RF)		X																		
Restraint		X																		
<i>Secure Interview Rooms</i>		X																		
<i>Temporary Holding Cell, Room or Area</i>		X																		
<i>Temporary Holding Facility</i>		X																		
<i>Tenable Environment</i>		X																		
<i>Tent [T-19 §3.10(a) – (c)]</i>			X																	
Terminally Ill		X																		
Winery Caves		X																		

* The California Code of Regulations (CCR), Title 19, Division 1 provisions that are found in the California Fire Code are a reprint from the current CCR, Title 19, Division 1 text for the code user's convenience only. The scope, applicability and appeals procedures of CCR, Title 19, Division I remain the same.

CHAPTER 2

DEFINITIONS

SECTION 201 GENERAL

201.1 Scope. Unless otherwise expressly stated, the following words and terms shall, for the purposes of this code, have the meanings shown in this chapter.

201.2 Interchangeability. Words used in the present tense include the future; words stated in the masculine gender include the feminine and neuter; the singular number includes the plural and the plural, the singular.

201.3 Terms defined in other codes. Where terms are not defined in this code and are defined in the *California Building Code*, *California Mechanical Code* or *California Plumbing Code*, such terms shall have the meanings ascribed to them as in those codes.

201.4 Terms not defined. Where terms are not defined through the methods authorized by this section, such terms shall have ordinarily accepted meanings such as the context implies. *Merriam Webster's Collegiate Dictionary, 11th Edition*, shall be considered as providing ordinarily accepted meanings.

SECTION 202 GENERAL DEFINITIONS

[B] 24-HOUR CARE. The actual time that a person is an occupant within a facility for the purpose of receiving care. It shall not include a facility that is open for 24 hours and is capable of providing care to someone visiting the facility during any segment of the 24 hours.

[B] ACCESSIBLE MEANS OF EGRESS. A continuous and unobstructed way of egress travel from any accessible point in a building or facility to a public way.

[B] ACCESSIBLE ROUTE. A continuous, unobstructed path that complies with Chapter 11 of the *California Building Code*.

AGED HOME OR INSTITUTION. *A facility used for the housing of persons 65 years of age or older in need of care and supervision. (See definition of "care and supervision".)*

AEROSOL. A product that is dispensed from an aerosol container by a propellant.

Aerosol products shall be classified by means of the calculation of their chemical heats of combustion and shall be designated Level 1, Level 2 or Level 3.

Level 1 aerosol products. Those with a total chemical heat of combustion that is less than or equal to 8,600 British thermal units per pound (Btu/lb) (20 kJ/g).

Level 2 aerosol products. Those with a total chemical heat of combustion that is greater than 8,600 Btu/lb (20 kJ/g), but less than or equal to 13,000 Btu/lb (30 kJ/g).

Level 3 aerosol products. Those with a total chemical heat of combustion that is greater than 13,000 Btu/lb (30 kJ/g).

AEROSOL CONTAINER. A metal can, or a glass or plastic bottle designed to dispense an aerosol. Metal cans shall be limited to a maximum size of 33.8 fluid ounces (1000 ml). Glass or plastic bottles shall be limited to a maximum size of 4 fluid ounces (118 ml).

AEROSOL WAREHOUSE. A building used for warehousing aerosol products.

AGENCY. Any emergency responder department within the jurisdiction that utilizes radio frequencies for communication. This could include, but not be limited to, various public safety agencies such as fire departments, emergency medical services and law enforcement.

AGENT. A person who shall have charge, care or control of any structure as owner, or agent of the owner, or as executor, executrix, administrator, administratrix, trustee or guardian of the estate of the owner. Any such person representing the actual owner shall be bound to comply with the provisions of this code to the same extent as if that person was the owner.

[B] AGRICULTURAL BUILDING. A structure designed and constructed to house farm implements, hay, grain, poultry, livestock or other horticultural products. This structure shall not be a place of human habitation or a place of employment where agricultural products are processed, treated or packaged, nor shall it be a place used by the public.

[B] AIR-INFLATED STRUCTURE. A structure that uses air-pressurized membrane beams, arches or other elements to enclose space. Occupants of such a structure do not occupy the pressurized areas used to support the structure.

[B] AIR-SUPPORTED STRUCTURE. A structure wherein the shape of the structure is attained by air pressure, and occupants of the structure are within the elevated pressure area. Air supported structures are of two basic types:

Double skin. Similar to a single skin, but with an attached liner that is separated from the outer skin and provides an airspace which serves for insulation, acoustic, aesthetic or similar purposes.

Single skin. Where there is only the single outer skin and the air pressure is directly against that skin.

AIRCRAFT MOTOR-VEHICLE FUEL-DISPENSING FACILITY. That portion of property where flammable or combustible liquids or gases used as motor fuels are stored and dispensed from fixed automotive-type equipment into the fuel tanks of aircraft.

AIRCRAFT OPERATION AREA (AOA). Any area used or intended for use for the parking, taxiing, takeoff, landing or other ground-based aircraft activity.

DEFINITIONS

AIRPORT. An area of land or structural surface that is used, or intended for use, for the landing and taking off of aircraft with an overall length greater than 39 feet (11 887 mm) and an overall exterior fuselage width greater than 6.6 feet (2012 mm), and any appurtenant areas that are used or intended for use for airport buildings and other airport facilities.

[B] AISLE. An unenclosed exit access component that defines and provides a path of egress travel.

[B] AISLE ACCESSWAY. That portion of an exit access that leads to an aisle.

ALARM, NUISANCE. See “Nuisance alarm.”

ALARM DEVICE, MULTIPLE STATION. See “Multiple Station Alarm Device.”

ALARM NOTIFICATION APPLIANCE. A fire alarm system component such as a bell, horn, speaker, light or text display that provides audible, tactile or visible outputs, or any combination thereof. See also “Audible Alarm Notification Appliance” or “Visible Alarm Notification Appliance.”

ALARM SIGNAL. A signal indicating an emergency requiring immediate action, such as a signal indicative of fire.

ALARM VERIFICATION FEATURE. A feature of automatic fire detection and alarm systems to reduce unwanted alarms wherein smoke detectors report alarm conditions for a minimum period of time, or confirm alarm conditions within a given time period, after being automatically reset, in order to be accepted as a valid alarm-initiation signal.

ALCOHOL-BASED HAND RUB. An alcohol-containing preparation designed for application to the hands for reducing the number of viable microorganisms on the hands and containing ethanol or isopropanol in an amount not exceeding 95-percent by volume.

ALCOHOL-BLENDED FUELS. Flammable liquids consisting of 10-percent or greater, by volume, ethanol or other alcohols blended with gasoline.

[A] ALTERATION. Any construction or renovation to an existing structure other than a repair or addition.

[B] ALTERNATING TREAD DEVICE. A device that has a series of steps between 50 and 70 degrees (0.87 and 1.22 rad) from horizontal, usually attached to a center support rail in an alternating manner so that the user does not have both feet on the same level at the same time.

[B] AMBULATORY CARE FACILITY. Buildings or portions thereof used to provide medical, surgical, psychiatric, nursing or similar care on a less-than-24-hour basis to persons who are rendered incapable of self-preservation by the services provided.

AMMONIUM NITRATE. A chemical compound represented by the formula NH_4NO_3 .

ANNUNCIATOR. A unit containing one or more indicator lamps, alphanumeric displays or other equivalent means in which each indication provides status information about a circuit, condition or location.

[A] APPROVED. Acceptable to the fire code official.

[B] AREA, BUILDING. The area included within surrounding exterior walls (or exterior walls and fire walls) exclusive of vent shafts and courts. Areas of the building not provided with surrounding walls shall be included in the building area if such areas are included within the horizontal projection of the roof or floor above.

[B] AREA OF REFUGE. An area where persons unable to use stairways can remain temporarily to await instructions or assistance during emergency evacuation.

ARRAY. The configuration of storage. Characteristics considered in defining an array include the type of packaging, flue spaces, height of storage and compactness of storage.

ARRAY, CLOSED. A storage configuration having a 6-inch (152 mm) or smaller width vertical flue space that restricts air movement through the stored commodity.

ASSEMBLY. *The gathering together of 50 or more persons for such purposes as deliberation, education, instruction, worship, entertainment, amusement, drinking, dining or awaiting transportation.*

[B] ATRIUM. An opening connecting two or more stories other than enclosed stairways, elevators, hoistways, escalators, plumbing, electrical, air-conditioning or other equipment, which is closed at the top and not defined as a mall. Stories, as used in this definition, do not include balconies within assembly groups or mezzanines that comply with Section 505 of the *California Building Code*.

[B] ATTIC. The space between the ceiling beams of the top story and the roof rafters.

AUDIBLE ALARM NOTIFICATION APPLIANCE. A notification appliance that alerts by the sense of hearing.

AUTOMATED RACK STORAGE. Automated rack storage is a stocking method whereby the movement of pallets, products, apparatus or systems are automatically controlled by mechanical or electronic devices.

AUTOMATIC. As applied to fire protection devices, a device or system providing an emergency function without the necessity for human intervention and activated as a result of a predetermined temperature rise, rate of temperature rise or combustion products.

AUTOMATIC FIRE-EXTINGUISHING SYSTEM. An approved system of devices and equipment which automatically detects a fire and discharges an approved fire-extinguishing agent onto or in the area of a fire.

AUTOMATIC SMOKE DETECTION SYSTEM. A fire alarm system that has initiation devices that utilize smoke detectors for protection of an area such as a room or space with detectors to provide early warning of fire.

AUTOMATIC SPRINKLER SYSTEM. An automatic sprinkler system, for fire protection purposes, is an integrated system of underground and overhead piping designed in accordance with fire protection engineering standards. The system includes a suitable water supply. The portion of the system above the ground is a network of specially sized or hydraulically designed piping installed in a structure or area, generally overhead, and to which automatic sprinklers are connected in a systematic pattern. The system is usually acti-

vated by heat from a fire and discharges water over the fire area.

AUTOMOTIVE MOTOR FUEL-DISPENSING FACILITY. That portion of property where flammable or combustible liquids or gases used as motor fuels are stored and dispensed from fixed equipment into the fuel tanks of motor vehicles.

AVERAGE AMBIENT SOUND LEVEL. The root mean square, A-weighted sound pressure level measured over a 24-hour period, or the time any person is present, whichever time period is less.

[B] AWNING. An architectural projection that provides weather protection, identity or decoration and is partially or wholly supported by the building to which it is attached. An awning is comprised of a lightweight frame structure over which a covering is attached.

BALED COTTON. See "Cotton."

BALED COTTON, DENSELY PACKED. See "Cotton."

BARRICADE. A structure that consists of a combination of walls, floor and roof, which is designed to withstand the rapid release of energy in an explosion and which is fully confined, partially vented or fully vented; or other effective method of shielding from explosive materials by a natural or artificial barrier.

Artificial barricade. An artificial mound or revetment with a minimum thickness of 3 feet (914 mm).

Natural barricade. Natural features of the ground, such as hills, or timber of sufficient density that the surrounding exposures that require protection cannot be seen from the magazine or building containing explosives when the trees are bare of leaves.

BARRICADED. The effective screening of a building containing explosive materials from the magazine or other building, railway or highway by a natural or an artificial barrier. A straight line from the top of any sidewall of the building containing explosive materials to the eave line of any magazine or other building or to a point 12 feet (3658 mm) above the center of a railway or highway shall pass through such barrier.

[B] BASEMENT. A story that is not a story above grade plane.

BATTERY SYSTEM, STATIONARY LEAD ACID. A system which consists of three interconnected subsystems:

1. A lead-acid battery.
2. A battery charger.
3. A collection of rectifiers, inverters, converters and associated electrical equipment as required for a particular application.

BATTERY TYPES.

Lithium-ion battery. A storage battery that consists of lithium ions embedded in a carbon graphite or nickel metal-oxide substrate. The electrolyte is a carbonate mixture or a gelled polymer. The lithium ions are the charge carriers of the battery.

Lithium metal polymer battery. A storage battery that is comprised of nonaqueous liquid or polymerized electrolytes, which provide ionic conductivity between lithiated positive active material electrically separated from metallic lithium or lithiated negative active material.

Nickel cadmium (Ni-Cd) battery. An alkaline storage battery in which the positive active material is nickel oxide, the negative contains cadmium and the electrolyte is potassium hydroxide.

Nonrecombinant battery. A storage battery in which, under conditions of normal use, hydrogen and oxygen gases created by electrolysis are vented into the air outside of the battery.

Recombinant battery. A storage battery in which, under conditions of normal use, hydrogen and oxygen gases created by electrolysis are converted back into water inside the battery instead of venting into the air outside of the battery.

Stationary storage battery. A group of electrochemical cells interconnected to supply a nominal voltage of DC power to a suitably connected electrical load, designed for service in a permanent location. The number of cells connected in a series determines the nominal voltage rating of the battery. The size of the cells determines the discharge capacity of the entire battery. After discharge, it may be recharged to a fully charged condition by an electric current flowing in a direction opposite to the flow of current when the battery is discharged.

Valve-regulated lead-acid (VRLA) battery. A lead-acid battery consisting of sealed cells furnished with a valve that opens to vent the battery whenever the internal pressure of the battery exceeds the ambient pressure by a set amount. In VRLA batteries, the liquid electrolyte in the cells is immobilized in an absorptive glass mat (AGM cells or batteries) or by the addition of a gelling agent (gel cells or gelled batteries).

Vented (flooded) lead-acid battery. A lead-acid battery consisting of cells that have electrodes immersed in liquid electrolyte. Flooded lead-acid batteries have a provision for the user to add water to the cell and are equipped with a flame-arresting vent which permits the escape of hydrogen and oxygen gas from the cell in a diffused manner such that a spark, or other ignition source, outside the cell will not ignite the gases inside the cell.

BEDRIDDEN PERSON. *A person, requiring assistance in turning and repositioning in bed, or being unable to independently transfer to and from bed, except in facilities with appropriate and sufficient care staff, mechanical devices if necessary, and safety precautions as determined in Title 22 regulations, by the Director of Social Services or his or her designated representative. Persons who are unable to independently transfer to and from bed, but who do not need assistance to turn or reposition in bed, shall be considered nonambulatory.*

The Director of Social Services or his or her designated representative shall make the determination of the bedridden status of persons with developmental disabilities, in consulta-

DEFINITIONS

tion with the Director of Developmental Services or his or her designated representative.

The Director of Social Services or his or her designated representative shall make the determination of the bedridden status of all other persons with disabilities who are not developmentally disabled.

BIN BOX. A five-sided container with the open side facing an aisle. Bin boxes are self-supporting or supported by a structure designed so that little or no horizontal or vertical space exists around the boxes.

BLAST AREA. The area including the blast site and the immediate adjacent area within the influence of flying rock, missiles and concussion.

BLAST SITE. The area in which explosive materials are being or have been loaded and which includes all holes loaded or to be loaded for the same blast and a distance of 50 feet (15 240 mm) in all directions.

BLASTER. A person qualified in accordance with Section 3301.4 to be in charge of and responsible for the loading and firing of a blast.

BLASTING AGENT. A material or mixture consisting of fuel and oxidizer, intended for blasting provided that the finished product, as mixed for use or shipment, cannot be detonated by means of a No. 8 test detonator when unconfined. Blasting agents are labeled and placarded as Class 1.5 material by US DOTn.

[B] BLEACHERS. Tiered seating supported on a dedicated structural system and two or more rows high and is not a building element (see "Grandstands").

[B] BOARDING HOUSE. A building arranged or used for lodging for compensation, with or without meals, and not occupied as a single-family unit.

BOILING POINT. The temperature at which the vapor pressure of a liquid equals the atmospheric pressure of 14.7 pounds per square inch absolute (psia) (101 kPa) or 760 mm of mercury. Where an accurate boiling point is unavailable for the material in question, or for mixtures which do not have a constant boiling point, for the purposes of this classification, the 20-percent evaporated point of a distillation performed in accordance with ASTM D 86 shall be used as the boiling point of the liquid.

BONFIRE. An outdoor fire utilized for ceremonial purposes.

BRITISH THERMAL UNIT (BTU). The heat necessary to raise the temperature of 1 pound (0.454 kg) of water by 1°F (0.5565°C).

[A] BUILDING. Any structure used or intended for supporting or sheltering any use or occupancy.

BUILDING. Any structure used or intended for supporting or sheltering any use or occupancy.

Note: Building shall have the same meaning as defined in Health and Safety Code Sections 17920 and 18908 for the applications specified in Section 1.11.

[B] BUILDING AREA. See "Area, Building."

[B] BUILDING HEIGHT. See "Height, Building."

[A] BUILDING OFFICIAL. The officer or other designated authority charged with the administration and enforcement of the California Building Code, or a duly authorized representative.

BULK OXYGEN SYSTEM. An assembly of equipment, such as oxygen storage containers, pressure regulators, safety devices, vaporizers, manifolds and interconnecting piping, that has a storage capacity of more than 20,000 cubic feet (566 m³) of oxygen at normal temperature and pressure (NTP) including unconnected reserves on hand at the site. The bulk oxygen system terminates at the point where oxygen at service pressure first enters the supply line. The oxygen containers can be stationary or movable, and the oxygen can be stored as a gas or liquid.

BULK PLANT OR TERMINAL. That portion of a property where flammable or combustible liquids are received by tank vessel, pipelines, tank car or tank vehicle and are stored or blended in bulk for the purpose of distributing such liquids by tank vessel, pipeline, tank car, tank vehicle, portable tank or container.

BULK TRANSFER. The loading or unloading of flammable or combustible liquids from or between tank vehicles, tank cars or storage tanks.

BULLET RESISTANT. Constructed so as to resist penetration of a bullet of 150-grain M2 ball ammunition having a nominal muzzle velocity of 2,700 feet per second (fps) (824 mps) when fired from a 30-caliber rifle at a distance of 100 feet (30 480 mm), measured perpendicular to the target.

CANOPY. A structure or architectural projection of rigid construction over which a covering is attached that provides weather protection, identity or decoration, and may be structurally independent or supported by attachment to a building on one end and by not less than one stanchion on the outer end.

CARBON DIOXIDE EXTINGUISHING SYSTEM. A system supplying carbon dioxide (CO₂) from a pressurized vessel through fixed pipes and nozzles. The system includes a manual- or automatic-actuating mechanism.

CARE AND SUPERVISION. Any one or more of the following activities provided by a person or facility to meet the needs of the clients:

Assistance in dressing, grooming, bathing and other personal hygiene.

Assistance with taking medication.

Central storing and/or distribution of medications.

Arrangement of and assistance with medical and dental care.

Maintenance of house rules for the protection of clients.

Supervision of client schedules and activities.

Maintenance and/or supervision of client cash resources or property.

Monitoring food intake or special diets.

Providing basic services required by applicable law and regulation to be provided by the licensee in order to obtain and maintain a community-care facility license.

[B] CARE SUITE. A group of treatment rooms, care recipient sleeping rooms and their associated support rooms or spaces and circulation space within Group I-2 occupancies where staff are in attendance for supervision of all care recipients within the suite, and the suite is in compliance with the requirements of Section 1407.4.3 of the *California Building Code*.

CARTON. A cardboard or fiberboard box enclosing a product.

CATASTROPHICALLY INJURED. *As termed, means a person whose origin of disability was acquired through trauma or nondegenerative neurologic illness, for whom it has been determined by the Department of Health Services Certification and Licensing that active rehabilitation would be beneficial.*

CEILING LIMIT. The maximum concentration of an airborne contaminant to which one may be exposed. The ceiling limits utilized are those published in DOL 29 CFR Part 1910.1000. The ceiling Recommended Exposure Limit (REL-C) concentrations published by the U.S. National Institute for Occupational Safety and Health (NIOSH), Threshold Limit Value-Ceiling (TLV-C) concentrations published by the American Conference of Governmental Industrial Hygienists (ACGIH), Ceiling Workplace Environmental Exposure Level (WEEL-Ceiling) Guides published by the American Industrial Hygiene Association (AIHA), and other approved, consistent measures are allowed as surrogates for hazardous substances not listed in DOL 29 CFR Part 1910.1000.

CELL. *(Detention or correctional facility). A sleeping or housing unit in a detention or correctional facility for the confinement of not more than two inmates or prisoners.*

CELL COMPLEX. *A cluster or group of cells or dormitories in a jail, prison or other detention facility, together with rooms used for accessory purposes, all of which open into the cell complex, and are used for functions such as dining, counseling, exercise, classrooms, sick call, visiting, storage, staff offices, control rooms or similar functions, and interconnecting corridors all within the cell complex.*

CELL TIERS. *Cells, dormitories and accessory spaces. Cell tiers are located one level above the other, and do not exceed two levels per floor. A cell tier shall not be considered a story or mezzanine.*

[EB] CHANGE OF OCCUPANCY. A change in the purpose or level of activity within a building that involves a change in application of the requirements of this code.

CHARTER SCHOOL. *A Charter School is a public school providing instruction from kindergarten through 12th grade, established pursuant to Education Code, Title 2, Division 4, Part 26.8, Section 47600, et seq.*

CHEMICAL. An element, chemical compound or mixture of elements or compounds or both.

CHEMICAL NAME. The scientific designation of a chemical in accordance with the nomenclature system developed by the International Union of Pure and Applied Chemistry, the Chemical Abstracts Service rules of nomenclature, or a name which will clearly identify a chemical for the purpose of conducting an evaluation.

CHILD-CARE CENTER. *Any facility of any capacity other than a large or small family day-care home as defined in these regulations in which less than 24-hour-per-day non-medical supervision is provided for children in a group setting.*

CHILD OR CHILDREN. *A person or persons under the age of 18 years.*

[M] CHIMNEY. A primarily vertical enclosure containing one or more passageways for conveying flue gases to the outside atmosphere.

CHRONICALLY ILL. *See "Terminally ill."*

CLEAN AGENT. Electrically nonconducting, volatile or gaseous fire extinguishant that does not leave a residue upon evaporation.

[B] CLINIC-OUTPATIENT. Buildings or portions thereof used to provide medical care on a less-than-24-hour basis to persons who are not *classified as non-ambulatory or bedridden* or rendered incapable of self-preservation by the services provided.

CLOSED CONTAINER. A container sealed by means of a lid or other device such that liquid, vapor or dusts will not escape from it under ordinary conditions of use or handling.

CLOSED SYSTEM. The use of a solid or liquid hazardous material involving a closed vessel or system that remains closed during normal operations where vapors emitted by the product are not liberated outside of the vessel or system and the product is not exposed to the atmosphere during normal operations; and all uses of compressed gases. Examples of closed systems for solids and liquids include product conveyed through a piping system into a closed vessel, system or piece of equipment.

COLD DECK. A pile of unfinished cut logs.

COMBUSTIBLE DUST. Finely divided solid material which is 420 microns or less in diameter and which, when dispersed in air in the proper proportions, could be ignited by a flame, spark or other source of ignition. Combustible dust will pass through a U.S. No. 40 standard sieve.

COMBUSTIBLE FIBERS. Readily ignitable and free-burning materials in a fibrous or shredded form, such as cocoa fiber, cloth, cotton, excelsior, hay, hemp, henequen, istle, jute, kapok, oakum, rags, sisal, Spanish moss, straw, tow, wastepaper, certain synthetic fibers or other like materials. This definition does not include densely packed baled cotton.

COMBUSTIBLE LIQUID. A liquid having a closed cup flash point at or above 100°F (38°C). Combustible liquids shall be subdivided as follows:

Class II. Liquids having a closed cup flash point at or above 100°F (38°C) and below 140°F (60°C).

DEFINITIONS

Class IIIA. Liquids having a closed cup flash point at or above 140°F (60°C) and below 200°F (93°C).

Class IIIB. Liquids having closed cup flash points at or above 200°F (93°C).

The category of combustible liquids does not include compressed gases or cryogenic fluids.

[M] COMMERCIAL COOKING APPLIANCES. Appliances used in a commercial food service establishment for heating or cooking food and which produce grease vapors, steam, fumes, smoke or odors that are required to be removed through a local exhaust ventilation system. Such appliances include deep fat fryers, upright broilers, griddles, broilers, steam-jacketed kettles, hot-top ranges, under-fired broilers (charbroilers), ovens, barbecues, rotisseries, and similar appliances. For the purpose of this definition, a food service establishment shall include any building or a portion thereof used for the preparation and serving of food.

COMMODITY. A combination of products, packing materials and containers.

[B] COMMON PATH OF EGRESS TRAVEL. That portion of exit access which the occupants are required to traverse before two separate and distinct paths of egress travel to two exits are available. Paths that merge are common paths of travel. Common paths of egress travel shall be included within the permitted travel distance.

COMMUNITY CARE FACILITY. *Community care facility means any facility, place, or building that is maintained and operated to provide nonmedical residential care, day treatment, adult day care, or foster family agency services for children, adults, or children and adults, including, but not limited to, the physically handicapped, mentally impaired, incompetent persons, and abused or neglected children, and includes the following as defined in Health and Safety Code Section 1502:*

1. Residential facility.
2. Adult day program.
3. Therapeutic day services facility.
4. Foster family agency.
5. Foster family home.
6. Small family home.
7. Social rehabilitation facility.
8. Community treatment facility.
9. Full-service adoption agency.
10. Noncustodial adoption agency.
11. Transitional shelter care facility.
12. Transitional housing placement facility.

COMPRESSED GAS. A material, or mixture of materials which:

1. Is a gas at 68°F (20°C) or less at 14.7 psia (101 kPa) of pressure; and
2. Has a boiling point of 68°F (20°C) or less at 14.7 psia (101 kPa) which is either liquefied, nonliquefied or in solution, except those gases which have no other

health- or physical-hazard properties are not considered to be compressed until the pressure in the packaging exceeds 41 psia (28 kPa) at 68°F (20°C).

The states of a compressed gas are categorized as follows:

1. Nonliquefied compressed gases are gases, other than those in solution, which are in a packaging under the charged pressure and are entirely gaseous at a temperature of 68°F (20°C).
2. Liquefied compressed gases are gases that, in a packaging under the charged pressure, are partially liquid at a temperature of 68°F (20°C).
3. Compressed gases in solution are nonliquefied gases that are dissolved in a solvent.
4. Compressed gas mixtures consist of a mixture of two or more compressed gases contained in a packaging, the hazard properties of which are represented by the properties of the mixture as a whole.

COMPRESSED GAS CONTAINER. A pressure vessel designed to hold compressed gases at pressures greater than one atmosphere at 68°F (20°C) and includes cylinders, containers and tanks.

COMPRESSED GAS SYSTEM. An assembly of equipment designed to contain, distribute or transport compressed gases. It can consist of a compressed gas container or containers, reactors and appurtenances, including pumps, compressors and connecting piping and tubing.

CONGREGATE LIVING HEALTH FACILITY (CLHF). *A residential home with a capacity of no more than six beds, which provides inpatient care, including the following basic services: medical supervision, 24-hour skilled nursing and supportive care, pharmacy, dietary, social recreational, and at least provides services for persons who are diagnosed with a terminal illness or who are catastrophically and severely disabled.*

CONGREGATE RESIDENCE. *Any building or portion thereof that contains facilities for living, sleeping and sanitation, as required by this code, and may include facilities for eating and cooking, for occupancy by other than a family. A congregate residence may be a shelter, convent, monastery, dormitory, fraternity or sorority house, but does not include jails, hospitals, nursing homes, hotels or lodging houses.*

CONSTANTLY ATTENDED LOCATION. A designated location at a facility staffed by trained personnel on a continuous basis where alarm or supervisory signals are monitored and facilities are provided for notification of the fire department or other emergency services.

[A] CONSTRUCTION DOCUMENTS. The written, graphic and pictorial documents prepared or assembled for describing the design, location and physical characteristics of the elements of the project necessary for obtaining a permit.

CONTAINER. A vessel of 60 gallons (227 L) or less in capacity used for transporting or storing hazardous materials. Pipes, piping systems, engines and engine fuel tanks are not considered to be containers.

CONTAINMENT SYSTEM. A gas-tight recovery system comprised of equipment or devices which can be placed over

a leak in a compressed gas container, thereby stopping or controlling the escape of gas from the leaking container.

CONTAINMENT VESSEL. A gas-tight recovery vessel designed so that a leaking compressed gas container can be placed within its confines thereby encapsulating the leaking container.

CONTINUOUS GAS DETECTION SYSTEM. A gas detection system where the analytical instrument is maintained in continuous operation and sampling is performed without interruption. Analysis is allowed to be performed on a cyclical basis at intervals not to exceed 30 minutes.

CONTROL AREA. Spaces within a building where quantities of hazardous materials not exceeding the maximum allowable quantities per control area are stored, dispensed, used or handled. See also the definition of “Outdoor control area.”

[B] CORRIDOR. An enclosed exit access component that defines and provides a path of egress travel.

CORROSIVE. A chemical that causes visible destruction of, or irreversible alterations in, living tissue by chemical action at the point of contact. A chemical shall be considered corrosive if, when tested on the intact skin of albino rabbits by the method described in DOTn 49 CFR 173.137, such chemical destroys or changes irreversibly the structure of the tissue at the point of contact following an exposure period of 4 hours. This term does not refer to action on inanimate surfaces.

COTTON.

Baled cotton. A natural seed fiber wrapped in and secured with industry-accepted materials, usually consisting of burlap, woven polypropylene, polyethylene or cotton or sheet polyethylene, and secured with steel, synthetic or wire bands, or wire; also includes linters (lint removed from the cottonseed) and motes (residual materials from the ginning process).

Baled cotton, densely packed. Cotton, made into banded bales, with a packing density of at least 22 pounds per cubic foot (360 kg/m³), and dimensions complying with the following: a length of 55 inches (1397 mm), a width of 21 inches (533.4 mm) and a height of 27.6 to 35.4 inches (701 to 899 mm).

Seed cotton. Perishable raw agricultural commodity consisting of cotton fiber (lint) attached to the seed of the cotton plant, which requires ginning to become a commercial product.

[B] COURT. An open, uncovered space, unobstructed to the sky, bounded on three or more sides by exterior building walls or other enclosing devices.

COURTROOM DOCK. *Courtroom Dock shall mean an area within a courtroom where persons may be restrained and are awaiting court proceedings.*

COURTHOUSE HOLDING FACILITY [SFM]. *Courthouse Holding Facility shall mean a room, cell, cell complex or building for the confinement of persons for the purpose of a court appearance for a period not to exceed 12 hours.*

[B] COVERED MALL BUILDING. A single building enclosing a number of tenants and occupants such as retail

stores, drinking and dining establishments, entertainment and amusement facilities, passenger transportation terminals, offices, and other similar uses wherein two or more tenants have a main entrance into one or more malls. Anchor buildings shall not be considered as a part of the covered mall building. The term “covered mall building” shall include open mall buildings as defined below.

Mall. A roofed or covered common pedestrian area within a covered mall building that serves as access for two or more tenants and not to exceed three levels that are open to each other. The term “mall” shall include open malls as defined below.

Open mall. An unroofed common pedestrian way serving a number of tenants not exceeding three levels. Circulation at levels above grade shall be permitted to include open exterior balconies leading to exits discharging at grade.

Open mall building. Several structures housing a number of tenants such as retail stores, drinking and dining establishments, entertainment and amusement facilities, offices, and other similar uses wherein two or more tenants have a main entrance into one or more open malls. Anchor buildings are not considered as a part of the open mall building.

CRYOGENIC CONTAINER. A cryogenic vessel of any size used for the transportation, handling or storage of cryogenic fluids.

CRYOGENIC FLUID. A fluid having a boiling point lower than -130°F (-89.9°C) at 14.7 pounds per square inch atmosphere (psia) (an absolute pressure of 101.3 kPa).

CRYOGENIC VESSEL. A pressure vessel, low-pressure tank or atmospheric tank designed to contain a cryogenic fluid on which venting, insulation, refrigeration or a combination of these is used in order to maintain the operating pressure within the design pressure and the contents in a liquid phase.

[B] CUSTODIAL CARE. Assistance with day-to-day living tasks, such as assistance with cooking, taking medication, bathing, using toilet facilities and other tasks of daily living. Custodial care includes persons receiving care who evacuate at a slower rate and/or who have mental and psychiatric complications.

CYLINDER. A pressure vessel designed for pressures higher than 40 psia (275.6 kPa) and having a circular cross section. It does not include a portable tank, multi-unit tank car tank, cargo tank or tank car.

[B] DAMPER. See “Fire damper” and “Smoke damper.”

DAY BOX. A portable magazine designed to hold explosive materials and constructed in accordance with the requirements for a Type 3 magazine as defined and classified in Chapter 56.

DAY-CARE. *For the purposes of these regulations, shall mean the care of persons during any period of a 24-hour day where permanent sleeping accommodations are not provided.*

Note: “Day-care” shall not be construed to preclude the use of cots or mats for napping purposes, provided all employees, attendants and staff personnel are awake and on duty in the area where napping occurs.

DEFINITIONS

DAY-CARE HOME, FAMILY. A home that regularly provides care, protection, and supervision for 14 or fewer children, in the provider's own home, for periods of less than 24 hours per day, while the parents or guardians are away, and is either a large family day-care home or a small family day-care home.

DAY-CARE HOME, LARGE FAMILY. A provider's own home licensed to provide day care for periods less than 24-hours per day for nine to 14 persons, including children under the age of 10 years who reside at the home.

DAY-CARE HOME, SMALL FAMILY. A home which provides family day-care to eight or fewer children, including children under the age of 10 years who reside at the home, in the provider's own home, for periods of less than 24 hours per day. Small family day-care homes are exempted from state fire and life safety regulations other than those state and local standards applicable to Group R-3 occupancies. (See Health and Safety Code, Section 13143 (b).)

DAY ROOM. A room which is adjacent to a cell, or cell tier, or dormitory and which is used as a dining, exercise or other activity room for inmates.

DECORATIVE MATERIALS. All materials applied over the building interior finish for decorative, acoustical or other effect (such as curtains, draperies, fabrics, streamers and surface coverings) and all other materials utilized for decorative effect (such as batting, cloth, cotton, hay, stalks, straw, vines, leaves, trees, moss and similar items), including foam plastics and materials containing foam plastics. Decorative materials do not include floor coverings, ordinary window shades, interior finish and materials 0.025 inch (0.64 mm) or less in thickness applied directly to and adhering tightly to a substrate.

DEFLAGRATION. An exothermic reaction, such as the extremely rapid oxidation of a flammable dust or vapor in air, in which the reaction progresses through the unburned material at a rate less than the velocity of sound. A deflagration can have an explosive effect.

DELUGE SYSTEM. A sprinkler system employing open sprinklers attached to a piping system connected to a water supply through a valve that is opened by the operation of a detection system installed in the same area as the sprinklers. When this valve opens, water flows into the piping system and discharges from all sprinklers attached thereto.

DESIGN PRESSURE. The maximum gauge pressure that a pressure vessel, device, component or system is designed to withstand safely under the temperature and conditions of use expected.

DETACHED BUILDING. A separate single-story building, without a basement or crawl space, used for the storage or use of hazardous materials and located an approved distance from all structures.

DETEARING. A process for rapidly removing excess wet coating material from a dipped or coated object or material by passing it through an electrostatic field.

DETECTOR, HEAT. A fire detector that senses heat, either abnormally high temperature or rate of rise, or both.

DETENTION ELEVATOR [SFM]. Detention Elevator shall mean an elevator which moves in-custody individuals within a secure and restrained environment.

DETENTION TREATMENT ROOM. [SFM]. Detention Treatment Room shall mean a lockable room or rooms within Group I-3 occupancies used for recreational therapy, group rooms, interdisciplinary treatment team rooms, and interview rooms not classified solely as a Group I-2 occupancy.

DETONATING CORD. A flexible cord containing a center core of high explosive used to initiate other explosives.

DETONATION. An exothermic reaction characterized by the presence of a shock wave in the material which establishes and maintains the reaction. The reaction zone progresses through the material at a rate greater than the velocity of sound. The principal heating mechanism is one of shock compression. Detonations have an explosive effect.

DETONATOR. A device containing any initiating or primary explosive that is used for initiating detonation. A detonator shall not contain more than 154.32 grains (10 grams) of total explosives by weight, excluding ignition or delay charges. The term includes, but is not limited to, electric blasting caps of instantaneous and delay types, blasting caps for use with safety fuses, detonating cord delay connectors, and noninstantaneous and delay blasting caps which use detonating cord, shock tube or any other replacement for electric leg wires. All types of detonators in strengths through No. 8 cap should be rated at 1½ pounds (0.68 kg) of explosives per 1,000 caps. For strengths higher than No. 8 cap, consult the manufacturer.

[B] DETOXIFICATION FACILITIES. Facilities that provide treatment for substance abuse, serving care recipients who are incapable of self-preservation or classified as non-ambulatory or bedridden or who are harmful to themselves or others.

DIP TANK. A tank, vat or container of flammable or combustible liquid in which articles or materials are immersed for the purpose of coating, finishing, treating and similar processes.

DIRECT ACCESS. A path of travel from a space to an immediately adjacent space through an opening in the common wall between the two spaces.

DISCHARGE SITE. The immediate area surrounding the fireworks mortars used for an outdoor fireworks display.

DISPENSING. The pouring or transferring of any material from a container, tank or similar vessel, whereby vapors, dusts, fumes, mists or gases are liberated to the atmosphere.

DISPENSING DEVICE, OVERHEAD TYPE. A dispensing device that consists of one or more individual units intended for installation in conjunction with each other, mounted above a dispensing area typically within the motor fuel-dispensing facility canopy structure, and characterized by the use of an overhead hose reel.

DISPLAY SITE. The immediate area where a fireworks display is conducted. The display area includes the discharge site, the fallout area and the required separation distance from

the mortars to spectator viewing areas. The display area does not include spectator viewing areas or vehicle parking areas.

[B] DOOR, BALANCED. A door equipped with double-pivoted hardware so designed as to cause a semicounter balanced swing action when opening.

[B] DORMITORY. A space in a building where group sleeping accommodations are provided in one room, or in a series of closely associated rooms, for persons not members of the same family group, under joint occupancy and single management, as in college dormitories or fraternity houses.

DRAFT CURTAIN. A structure arranged to limit the spread of smoke and heat along the underside of the ceiling or roof.

[B] DRAFTSTOP. A material, device or construction installed to restrict the movement of air within open spaces of concealed areas of building components such as crawl spaces, floor/ceiling assemblies, roof/ceiling assemblies and attics.

DRY-CHEMICAL EXTINGUISHING AGENT. A powder composed of small particles, usually of sodium bicarbonate, potassium bicarbonate, urea-potassium-based bicarbonate, potassium chloride or monoammonium phosphate, with added particulate material supplemented by special treatment to provide resistance to packing, resistance to moisture absorption (caking) and the proper flow capabilities.

DRY CLEANING. The process of removing dirt, grease, paints and other stains from such items as wearing apparel, textiles, fabrics and rugs by use of nonaqueous liquids (solvents).

DRY CLEANING PLANT. A facility in which dry cleaning and associated operations are conducted, including the office, receiving area and storage rooms.

DRY CLEANING ROOM. An occupiable space within a building used for performing dry cleaning operations, the installation of solvent-handling equipment or the storage of dry cleaning solvents.

DRY CLEANING SYSTEM. Machinery or equipment in which textiles are immersed or agitated in solvent or in which dry cleaning solvent is extracted from textiles.

[B] DWELLING. A building that contains one or two dwelling units used, intended or designed to be used, rented, leased, let or hired out to be occupied for living purposes.

[B] DWELLING UNIT. A single unit providing complete, independent living facilities for one or more persons, including permanent provisions for living, sleeping, eating, cooking and sanitation.

EARLY SUPPRESSION FAST-RESPONSE (ESFR) SPRINKLER. A sprinkler listed for early suppression fast-response performance.

[B] EGRESS COURT. A court or yard which provides access to a public way for one or more exits.

ELECTROSTATIC FLUIDIZED BED. A container holding powder coating material that is aerated from below so as to form an air-supported expanded cloud of such material that is electrically charged with a charge opposite to that of the object to be coated. Such object is transported through the

container immediately above the charged and aerated materials in order to be coated.

ELEVATOR GROUP. A grouping of elevators in a building located adjacent or directly across from one another that respond to a common hall call button(s).

EMERGENCY ALARM SYSTEM. A system to provide indication and warning of emergency situations involving hazardous materials.

EMERGENCY CONTROL STATION. An approved location on the premises where signals from emergency equipment are received and which is staffed by trained personnel.

[B] EMERGENCY ESCAPE AND RESCUE OPENING. An operable window, door or other similar device that provides for a means of escape and access for rescue in the event of an emergency.

EMERGENCY EVACUATION DRILL. An exercise performed to train staff and occupants and to evaluate their efficiency and effectiveness in carrying out emergency evacuation procedures.

EMERGENCY SHUTOFF VALVE. A valve designed to shut off the flow of gases or liquids.

EMERGENCY SHUTOFF VALVE, AUTOMATIC. A fail-safe automatic-closing valve designed to shut off the flow of gases or liquids initiated by a control system that is activated by automatic means.

EMERGENCY SHUTOFF VALVE, MANUAL. A manually operated valve designed to shut off the flow of gases or liquids.

EMERGENCY VOICE/ALARM COMMUNICATIONS. Dedicated manual or automatic facilities for originating and distributing voice instructions, as well as alert and evacuation signals pertaining to a fire emergency, to the occupants of a building.

ENFORCING AGENCY. *Enforcing Agency is the designated department or agency as specified by statute or regulation.*

[B] EQUIPMENT PLATFORM. An unoccupied, elevated platform used exclusively for mechanical systems or industrial process equipment, including the associated elevated walkways, stairs, alternating tread devices and ladders necessary to access the platform (see Section 505.5 of the *California Building Code*).

EXCESS FLOW CONTROL. A fail-safe system or other approved means designed to shut off flow caused by a rupture in pressurized piping systems.

EXCESS FLOW VALVE. A valve inserted into a compressed gas cylinder, portable tank or stationary tank that is designed to positively shut off the flow of gas in the event that its predetermined flow is exceeded.

EXHAUSTED ENCLOSURE. An appliance or piece of equipment which consists of a top, a back and two sides providing a means of local exhaust for capturing gases, fumes, vapors and mists. Such enclosures include laboratory hoods, exhaust fume hoods and similar appliances and equipment used to retain and exhaust locally the gases, fumes, vapors

DEFINITIONS

and mists that could be released. Rooms or areas provided with general ventilation, in themselves, are not exhausted enclosures.

EXISTING. Buildings, facilities or conditions that are already in existence, constructed or officially authorized prior to the adoption of this code.

[B] EXIT. That portion of a means of egress system between the exit access and the exit discharge or public way. Exit components include exterior exit doors at the level of exit discharge, interior exit stairways, interior exit ramps, exit passageways, exterior exit stairways and exterior exit ramps and horizontal exits.

[B] EXIT ACCESS. That portion of a means of egress system that leads from any occupied portion of a building or structure to an exit.

[B] EXIT ACCESS DOORWAY. A door or access point along the path of egress travel from an occupied room, area or space where the path of egress enters an intervening room, corridor, exit access stair or exit access ramp.

[B] EXIT ACCESS RAMP. An interior ramp that is not a required interior exit ramp.

[B] EXIT ACCESS STAIRWAY. An interior stairway that is not a required interior exit stairway.

[B] EXIT DISCHARGE. That portion of a means of egress system between the termination of an exit and a public way.

[B] EXIT DISCHARGE, LEVEL OF. The story at the point at which an exit terminates and an exit discharge begins.

[B] EXIT, HORIZONTAL. A path of egress travel from one building to an area in another building on approximately the same level, or a path of egress travel through or around a wall or partition to an area on approximately the same level in the same building, which affords safety from fire and smoke from the area of incidence and areas communicating therewith.

[B] EXIT PASSAGEWAY. An exit component that is separated from other interior spaces of a building or structure by fire-resistance-rated construction and opening protectives, and provides for a protected path of egress travel in a horizontal direction to the exit discharge.

EXPANDED PLASTIC. A foam or cellular plastic material having a reduced density based on the presence of numerous small cavities or cells dispersed throughout the material.

EXPLOSION. An effect produced by the sudden violent expansion of gases, which may be accompanied by a shock wave or disruption, or both, of enclosing materials or structures. An explosion could result from any of the following:

1. Chemical changes such as rapid oxidation, deflagration or detonation, decomposition of molecules and runaway polymerization (usually detonations).
2. Physical changes such as pressure tank ruptures.
3. Atomic changes (nuclear fission or fusion).

EXPLOSIVE. A chemical compound, mixture or device, the primary or common purpose of which is to function by explosion. The term includes, but is not limited to, dynamite, black

powder, pellet powder, initiating explosives, detonators, safety fuses, squibs, detonating cord, igniter cord, igniters and display fireworks, 1.3G.

The term "Explosive" includes any material determined to be within the scope of USC Title 18: Chapter 40 and also includes any material classified as an explosive other than consumer fireworks, 1.4G by the hazardous materials regulations of DOTn 49 CFR Parts 100-185.

High explosive. Explosive material, such as dynamite, which can be caused to detonate by means of a No. 8 test blasting cap when unconfined.

Low explosive. Explosive material that will burn or deflagrate when ignited. It is characterized by a rate of reaction that is less than the speed of sound. Examples of low explosives include, but are not limited to, black powder, safety fuse, igniters, igniter cord, fuse lighters, fireworks, 1.3G and propellants, 1.3C.

Mass-detonating explosives. Division 1.1, 1.2 and 1.5 explosives alone or in combination, or loaded into various types of ammunition or containers, most of which can be expected to explode virtually instantaneously when a small portion is subjected to fire, severe concussion, impact, the impulse of an initiating agent or the effect of a considerable discharge of energy from without. Materials that react in this manner represent a mass explosion hazard. Such an explosive will normally cause severe structural damage to adjacent objects. Explosive propagation could occur immediately to other items of ammunition and explosives stored sufficiently close to and not adequately protected from the initially exploding pile with a time interval short enough so that two or more quantities must be considered as one for quantity-distance purposes.

UN/DOTn Class 1 explosives. The former classification system used by DOTn included the terms "high" and "low" explosives as defined herein. The following terms further define explosives under the current system applied by DOTn for all explosive materials defined as hazard Class 1 materials. Compatibility group letters are used in concert with the Division to specify further limitations on each division noted (i.e., the letter G identifies the material as a pyrotechnic substance or article containing a pyrotechnic substance and similar materials).

Division 1.1. Explosives that have a mass explosion hazard. A mass explosion is one which affects almost the entire load instantaneously.

Division 1.2. Explosives that have a projection hazard but not a mass explosion hazard.

Division 1.3. Explosives that have a fire hazard and either a minor blast hazard or a minor projection hazard or both, but not a mass explosion hazard.

Division 1.4. Explosives that pose a minor explosion hazard. The explosive effects are largely confined to the package and no projection of fragments of appreciable size or range is to be expected. An external fire must not cause virtually instantaneous explosion of almost the entire contents of the package.

Division 1.5. Very insensitive explosives. This division is comprised of substances that have a mass explosion hazard but which are so insensitive that there is very little probability of initiation or of transition from burning to detonation under normal conditions of transport.

Division 1.6. Extremely insensitive articles which do not have a mass explosion hazard. This division is comprised of articles that contain only extremely insensitive detonating substances and which demonstrate a negligible probability of accidental initiation or propagation.

EXPLOSIVE MATERIAL. The term “explosive” material means explosives, blasting agents and detonators.

[B] EXTERIOR WALL. A wall, bearing or nonbearing, that is used as an enclosing wall for a building, other than a fire wall, and that has a slope of 60 degrees (1.05 rad) or greater with the horizontal plane.

EXTRA-HIGH-RACK COMBUSTIBLE STORAGE. Storage on racks of Class I, II, III or IV commodities which exceed 40 feet (12 192 mm) in height and storage on racks of high-hazard commodities which exceed 30 feet (9144 mm) in height.

FABRICATION AREA. An area within a semiconductor fabrication facility and related research and development areas in which there are processes using hazardous production materials. Such areas are allowed to include ancillary rooms or areas such as dressing rooms and offices that are directly related to the fabrication area processes.

FACILITY. A building or use in a fixed location including exterior storage areas for flammable and combustible substances and hazardous materials, piers, wharves, tank farms and similar uses. This term includes recreational vehicles, mobile home and manufactured housing parks, sales and storage lots.

FAIL-SAFE. A design condition incorporating a feature for automatically counteracting the effect of an anticipated possible source of failure; also, a design condition eliminating or mitigating a hazardous condition by compensating automatically for a failure or malfunction.

FALLOUT AREA. The area over which aerial shells are fired. The shells burst over the area, and unsafe debris and malfunctioning aerial shells fall into this area. The fallout area is the location where a typical aerial shell dud falls to the ground depending on the wind and the angle of mortar placement.

FALSE ALARM. The willful and knowing initiation or transmission of a signal, message or other notification of an event of fire when no such danger exists.

FINES. Small pieces or splinters of wood byproducts that will pass through a 0.25-inch (6.4 mm) screen.

FIRE ALARM. The giving, signaling or transmission to any public fire station, or company or to any officer or employee thereof, whether by telephone, spoken word or otherwise, of information to the effect that there is a fire at or near the place indicated by the person giving, signaling or transmitting such information.

FIRE ALARM BOX, MANUAL. See “Manual fire alarm box.”

FIRE ALARM CONTROL UNIT. A system component that receives inputs from automatic and manual fire alarm devices and may be capable of supplying power to detection devices and transponder(s) or off-premises transmitter(s). The control unit may be capable of providing a transfer of power to the notification appliances and transfer of condition to relays or devices.

FIRE ALARM SIGNAL. A signal initiated by a fire alarm-initiating device such as a manual fire alarm box, automatic fire detector, waterflow switch or other device whose activation is indicative of the presence of a fire or fire signature.

FIRE ALARM SYSTEM. A system or portion of a combination system consisting of components and circuits arranged to monitor and annunciate the status of fire alarm or supervisory signal-initiating devices and to initiate the appropriate response to those signals.

FIRE APPARATUS ACCESS ROAD. A road that provides fire apparatus access from a fire station to a facility, building or portion thereof. This is a general term inclusive of all other terms such as fire lane, public street, private street, parking lot lane and access roadway.

FIRE APPLIANCE. See Section 902.1.

[B] FIRE AREA. The aggregate floor area enclosed and bounded by fire walls, fire barriers, exterior walls or horizontal assemblies of a building. Areas of the building not provided with surrounding walls shall be included in the fire area if such areas are included within the horizontal projection of the roof or floor next above.

[B] FIRE BARRIER. A fire-resistance-rated wall assembly of materials designed to restrict the spread of fire in which continuity is maintained.

FIRE CHIEF. The chief officer of the fire department serving the jurisdiction, or a duly authorized representative.

FIRE CODE OFFICIAL. The fire chief or other designated authority charged with the administration and enforcement of the code, or a duly authorized representative.

FIRE COMMAND CENTER. The principal attended or unattended location where the status of detection, alarm communications and control systems is displayed, and from which the system(s) can be manually controlled.

[B] FIRE DAMPER. A listed device installed in ducts and air transfer openings designed to close automatically upon detection of heat and resist the passage of flame. Fire dampers are classified for use in either static systems that will automatically shut down in the event of a fire, or in dynamic systems that continue to operate during a fire. A dynamic fire damper is tested and rated for closure under elevated temperature airflow.

FIRE DEPARTMENT MASTER KEY. A limited issue key of special or controlled design to be carried by fire department officials in command which will open key boxes on specified properties.

FIRE DETECTOR, AUTOMATIC. A device designed to detect the presence of a fire signature and to initiate action.

DEFINITIONS

[B] FIRE DOOR. The door component of a fire door assembly.

[B] FIRE DOOR ASSEMBLY. Any combination of a fire door, frame, hardware and other accessories that together provide a specific degree of fire protection to the opening.

[B] FIRE EXIT HARDWARE. Panic hardware that is listed for use on fire door assemblies.

FIRE LANE. A road or other passageway developed to allow the passage of fire apparatus. A fire lane is not necessarily intended for vehicular traffic other than fire apparatus.

[B] FIRE PARTITION. A vertical assembly of materials designed to restrict the spread of fire in which openings are protected.

FIRE POINT. The lowest temperature at which a liquid will ignite and achieve sustained burning when exposed to a test flame in accordance with ASTM D 92.

[B] FIRE PROTECTION RATING. The period of time that an opening protective assembly will maintain the ability to confine a fire as determined by tests prescribed in Section 716 of the *California Building Code*. Ratings are stated in hours or minutes.

FIRE PROTECTION SYSTEM. Approved devices, equipment and systems or combinations of systems used to detect a fire, activate an alarm, extinguish or control a fire, control or manage smoke and products of a fire or any combination thereof.

[B] FIRE RESISTANCE. That property of materials or their assemblies that prevents or retards the passage of excessive heat, hot gases or flames under conditions of use.

[B] FIRE-RESISTANCE RATING. The period of time a building element, component or assembly maintains the ability to confine a fire, continues to perform a given structural function, or both, as determined by the tests, or the methods based on tests, prescribed in Section 703 of the *California Building Code*.

[B] FIRE-RESISTANT JOINT SYSTEM. An assemblage of specific materials or products that are designed, tested and fire-resistance rated in accordance with either ASTM E 1966 or UL 2079 to resist for a prescribed period of time the passage of fire through joints made in or between fire-resistance-rated assemblies.

FIRE SAFETY FUNCTIONS. Building and fire control functions that are intended to increase the level of life safety for occupants or to control the spread of the harmful effects of fire.

[B] FIRE SEPARATION DISTANCE. The distance measured from the building face to one of the following:

1. The closest interior lot line;
2. To the centerline of a street, an alley or public way; or
3. To an imaginary line between two buildings on the property.

The distance shall be measured at right angles from the face of the wall.

[B] FIRE WALL. A fire-resistance-rated wall having protected openings, which restricts the spread of fire and extends continuously from the foundation to or through the roof, with sufficient structural stability under fire conditions to allow collapse of construction on either side without collapse of the wall.

FIRE WATCH. A temporary measure intended to ensure continuous and systematic surveillance of a building or portion thereof by one or more qualified individuals for the purposes of identifying and controlling fire hazards, detecting early signs of unwanted fire, raising an alarm of fire and notifying the fire department.

[B] FIREBLOCKING. Building materials, or materials approved for use as fireblocking, installed to resist the free passage of flame to other areas of the building through concealed spaces.

FIREWORKS. Any composition or device for the purpose of producing a visible or an audible effect for entertainment purposes by combustion, deflagration or detonation that meets the definition of 1.4G fireworks or 1.3G fireworks as set forth herein.

Fireworks, 1.4G. Small fireworks devices containing restricted amounts of pyrotechnic composition designed primarily to produce visible or audible effects by combustion. Such 1.4G fireworks which comply with the construction, chemical composition and labeling regulations of the DOTn for Fireworks, UN 0336, and the U.S. Consumer Product Safety Commission as set forth in CPSC 16 CFR Parts 1500 and 1507, are not explosive materials for the purpose of this code.

Fireworks, 1.3G. Large fireworks devices, which are explosive materials, intended for use in fireworks displays and designed to produce audible or visible effects by combustion, deflagration or detonation. Such 1.3G fireworks include, but are not limited to, firecrackers containing more than 130 milligrams (2 grains) of explosive composition, aerial shells containing more than 40 grams of pyrotechnic composition and other display pieces which exceed the limits for classification as 1.4G fireworks. Such 1.3G fireworks are also described as Fireworks, UN 0335 by the DOTn.

FIREWORKS DISPLAY. A presentation of fireworks for a public or private gathering.

[B] FIXED BASE OPERATOR (FBO). A commercial business granted the right by the airport sponsor to operate on an airport and provide aeronautical services such as fueling, hangaring, tie-down and parking, aircraft rental, aircraft maintenance and flight instruction.

FIXED GUIDEWAY TRANSIT SYSTEMS. (See *California Building Code, Section 443.*)

[B] FIXED SEATING. Furniture or fixtures designed and installed for the use of sitting and secured in place including bench-type seats and seats with or without back or arm rests.

[B] FLAME SPREAD. The propagation of flame over a surface.

[B] FLAME SPREAD INDEX. A comparative measure, expressed as a dimensionless number, derived from visual measurements of the spread of flame versus time for a material tested in accordance with ASTM E 84 or UL 723.

FLAMMABLE CRYOGENIC FLUID. A cryogenic fluid that is flammable in its vapor state.

FLAMMABLE FINISHES. Coatings to articles or materials in which the material being applied is a flammable liquid, combustible liquid, combustible powder, fiberglass resin or flammable or combustible gel coating.

FLAMMABLE GAS. A material which is a gas at 68°F (20°C) or less at 14.7 pounds per square inch atmosphere (psia) (101 kPa) of pressure [a material that has a boiling point of 68°F (20°C) or less at 14.7 psia (101 kPa)] which:

1. Is ignitable at 14.7 psia (101 kPa) when in a mixture of 13 percent or less by volume with air; or
2. Has a flammable range at 14.7 psia (101 kPa) with air of at least 12 percent, regardless of the lower limit.

The limits specified shall be determined at 14.7 psi (101 kPa) of pressure and a temperature of 68°F (20°C) in accordance with ASTM E 681.

FLAMMABLE LIQUEFIED GAS. A liquefied compressed gas which, under a charged pressure, is partially liquid at a temperature of 68°F (20°C) and which is flammable.

FLAMMABLE LIQUID. A liquid having a closed cup flash point below 100°F (38°C). Flammable liquids are further categorized into a group known as Class I liquids. The Class I category is subdivided as follows:

Class IA. Liquids having a flash point below 73°F (23°C) and having a boiling point below 100°F (38°C).

Class IB. Liquids having a flash point below 73°F (23°C) and having a boiling point at or above 100°F (38°C).

Class IC. Liquids having a flash point at or above 73°F (23°C) and below 100°F (38°C).

The category of flammable liquids does not include compressed gases or cryogenic fluids.

FLAMMABLE MATERIAL. A material capable of being readily ignited from common sources of heat or at a temperature of 600°F (316°C) or less.

FLAMMABLE SOLID. A solid, other than a blasting agent or explosive, that is capable of causing fire through friction, absorption of moisture, spontaneous chemical change or retained heat from manufacturing or processing, or which has an ignition temperature below 212°F (100°C) or which burns so vigorously and persistently when ignited as to create a serious hazard. A chemical shall be considered a flammable solid as determined in accordance with the test method of CPSC 16 CFR Part 1500.44, if it ignites and burns with a self-sustained flame at a rate greater than 0.1 inch (2.5 mm) per second along its major axis.

FLAMMABLE VAPOR AREA. An area in which the concentration of flammable constituents (vapor, gas, fume, mist or dust) in air exceeds 25 percent of their lower flammable

limit (LFL) because of the flammable finish processes operation. It shall include:

1. The interior of spray booths.
2. The interior of ducts exhausting from spraying processes.
3. Any area in the direct path of spray or any area containing dangerous quantities of air-suspended powder, combustible residue, dust, deposits, vapor or mists as a result of spraying operations.
4. The area in the vicinity of dip tanks, drain boards or associated drying, conveying or other equipment during operation or shutdown periods.

The fire code official is authorized to determine the extent of the flammable vapor area, taking into consideration the material characteristics of the flammable materials, the degree of sustained ventilation and the nature of the operations.

FLAMMABLE VAPORS OR FUMES. The concentration of flammable constituents in air that exceeds 25 percent of their lower flammable limit (LFL).

FLASH POINT. The minimum temperature in degrees Fahrenheit at which a liquid will give off sufficient vapors to form an ignitable mixture with air near the surface or in the container, but will not sustain combustion. The flash point of a liquid shall be determined by appropriate test procedure and apparatus as specified in ASTM D 56, ASTM D 93 or ASTM D 3278.

FLEET VEHICLE MOTOR FUEL-DISPENSING FACILITY. That portion of a commercial, industrial, governmental or manufacturing property where liquids used as fuels are stored and dispensed into the fuel tanks of motor vehicles that are used in connection with such businesses, by persons within the employ of such businesses.

[B] FLIGHT. A continuous run of rectangular treads, winders or combination thereof from one landing to another.

FLOAT. A floating structure normally used as a point of transfer for passengers and goods, or both, for mooring purposes.

[B] FLOOR AREA, GROSS. The floor area within the inside perimeter of the exterior walls of the building under consideration, exclusive of vent shafts and courts, without deduction for corridors, stairways, closets, the thickness of interior walls, columns or other features. The floor area of a building, or portion thereof, not provided with surrounding exterior walls shall be the usable area under the horizontal projection of the roof or floor above. The gross floor area shall not include shafts with no openings or interior courts.

[B] FLOOR AREA, NET. The actual occupied area not including unoccupied accessory areas such as corridors, stairways, toilet rooms, mechanical rooms and closets.

FLUE SPACES.

Longitudinal flue space. The flue space between rows of storage perpendicular to the direction of loading.

DEFINITIONS

Transverse flue space. The space between rows of storage parallel to the direction of loading.

FLUIDIZED BED. A container holding powder coating material that is aerated from below so as to form an air-supported expanded cloud of such material through which the preheated object to be coated is immersed and transported.

FOAM-EXTINGUISHING SYSTEM. A special system discharging a foam made from concentrates, either mechanically or chemically, over the area to be protected.

[B] FOLDING AND TELESCOPIC SEATING. Tiered seating having an overall shape and size that is capable of being reduced for purposes of moving or storing and is not a building element.

[B] FOSTER CARE FACILITIES. Facilities that provide care to more than five children, 2 $\frac{1}{2}$ years of age or less.

FOSTER FAMILY HOME. *Foster family home means any residential facility providing 24-hour care for six or fewer foster children that is owned, leased, or rented and is the residence of the foster parent or parents, including their family, in whose care the foster children have been placed. The placement may be by a public or private child placement agency or by a court order, or by voluntary placement by a parent, parents, or guardian. It also means a foster family home described in Section 1505.2.*

FUEL LIMIT SWITCH. A mechanism, located on a tank vehicle, that limits the quantity of product dispensed at one time.

FULL-TIME CARE shall mean the establishment and routine care of persons on an hourly, daily, weekly, monthly, yearly or permanent basis, whether for 24-hours per day or less, and where sleeping accommodations are provided.

FUMIGANT. A substance which by itself or in combination with any other substance emits or liberates a gas, fume or vapor utilized for the destruction or control of insects, fungi, vermin, germs, rats or other pests, and shall be distinguished from insecticides and disinfectants which are essentially effective in the solid or liquid phases. Examples are methyl bromide, ethylene dibromide, hydrogen cyanide, carbon disulfide and sulfurlyl fluoride.

FUMIGATION. The utilization within an enclosed space of a fumigant in concentrations that are hazardous or acutely toxic to humans.

FURNACE CLASS A. An oven or furnace that has heat utilization equipment operating at approximately atmospheric pressure wherein there is a potential explosion or fire hazard that could be occasioned by the presence of flammable volatiles or combustible materials processed or heated in the furnace.

Note: Such flammable volatiles or combustible materials can, for instance, originate from the following:

1. Paints, powders, inks, and adhesives from finishing processes, such as dipped, coated, sprayed and impregnated materials.
2. The substrate material.

3. Wood, paper and plastic pallets, spacers or packaging materials.

4. Polymerization or other molecular rearrangements.

Potentially flammable materials, such as quench oil, water-borne finishes, cooling oil or cooking oils, that present a hazard are ventilated according to Class A standards.

FURNACE CLASS B. An oven or furnace that has heat utilization equipment operating at approximately atmospheric pressure wherein there are no flammable volatiles or combustible materials being heated.

FURNACE CLASS C. An oven or furnace that has a potential hazard due to a flammable or other special atmosphere being used for treatment of material in process. This type of furnace can use any type of heating system and includes a special atmosphere supply system. Also included in the Class C classification are integral quench furnaces and molten salt bath furnaces.

FURNACE CLASS D. An oven or furnace that operates at temperatures from above ambient to over 5,000°F (2760°C) and at pressures normally below atmospheric using any type of heating system. These furnaces can include the use of special processing atmospheres.

GAS CABINET. A fully enclosed, ventilated, noncombustible enclosure used to provide an isolated environment for compressed gas cylinders in storage or use. Doors and access ports for exchanging cylinders and accessing pressure-regulating controls are allowed to be included.

GAS DETECTION SYSTEM, CONTINUOUS. See "Continuous gas detection system."

GAS ROOM. A separately ventilated, fully enclosed room in which only compressed gases and associated equipment and supplies are stored or used.

[B] GRADE FLOOR OPENING. A window or other opening located such that the sill height of the opening is not more than 44 inches (1118 mm) above or below the finished ground level adjacent to the opening.

[B] GRADE PLANE. A reference plane representing the average of finished ground level adjoining the building at exterior walls. Where the finished ground level slopes away from the exterior walls, the reference plane shall be established by the lowest points within the area between the building and the lot line or, where the lot line is more than 6 feet (1829 mm) from the building, between the building and a point 6 feet (1829 mm) from the building.

[B] GRANDSTAND. Tiered seating supported on a dedicated structural system and two or more rows high and is not a building element (see "Bleachers").

GROUP HOME. *Group Home means a facility which provides 24-hour care and supervision to children, provides services specified in this chapter to a specific client group, and maintains a structured environment, with such services provided at least in part by staff employed by the licensee. The care and supervision provided by a group home shall be non-medical except as permitted by Welfare and Institutions Code Section 17736(b). Since small family and foster family homes, by definition, care for six or fewer children only, any facility*

providing 24-hour care for seven or more children must be licensed as a group home.

[B] GUARD. A building component or a system of building components located at or near the open sides of elevated walking surfaces that minimizes the possibility of a fall from the walking surface to a lower level.

[B] GYPSUM BOARD. Gypsum wallboard, gypsum sheathing, gypsum base for gypsum veneer plaster, exterior gypsum soffit board, predecorated gypsum board or water-resistant gypsum backing board complying with the standards listed in Tables 2506.2 and 2507.2 and Chapter 35 of the *California Building Code*.

[B] HABITABLE SPACE. A space in a building for living, sleeping, eating or cooking. Bathrooms, toilet rooms, closets, halls, storage or utility spaces and similar areas are not considered habitable spaces.

HALOGENATED EXTINGUISHING SYSTEM. A fire-extinguishing system using one or more atoms of an element from the halogen chemical series: fluorine, chlorine, bromine and iodine.

HANDLING. The deliberate transport by any means to a point of storage or use.

[B] HANDRAIL. A horizontal or sloping rail intended for grasping by the hand for guidance or support.

HAZARDOUS MATERIALS. Those chemicals or substances which are physical hazards or health hazards as defined and classified in this chapter, whether the materials are in usable or waste condition.

HAZARDOUS PRODUCTION MATERIAL (HPM). A solid, liquid or gas associated with semiconductor manufacturing that has a degree-of-hazard rating in health, flammability or instability of Class 3 or 4 as ranked by NFPA 704 and which is used directly in research, laboratory or production processes which have, as their end product, materials that are not hazardous.

HEALTH HAZARD. A classification of a chemical for which there is statistically significant evidence that acute or chronic health effects are capable of occurring in exposed persons. The term "health hazard" includes chemicals that are toxic, highly toxic and corrosive.

HEAT DETECTOR. See "Detector, Heat."

[B] HEIGHT, BUILDING. The vertical distance from grade plane to the average height of the highest roof surface.

HELIPORT. An area of land or water or a structural surface that is used, or intended for use, for the landing and taking off of helicopters, and any appurtenant areas which are used, or intended for use, for heliport buildings and other heliport facilities.

HELISTOP. The same as "Heliport," except that no fueling, defueling, maintenance, repairs or storage of helicopters is permitted.

HI-BOY. A cart used to transport hot roofing materials on a roof.

HIGH-PILED COMBUSTIBLE STORAGE. Storage of combustible materials in closely packed piles or combustible

materials on pallets, in racks or on shelves where the top of storage is greater than 12 feet (3658 mm) in height. When required by the fire code official, high-piled combustible storage also includes certain high-hazard commodities, such as rubber tires, Group A plastics, flammable liquids, idle pallets and similar commodities, where the top of storage is greater than 6 feet (1829 mm) in height.

HIGH-PILED STORAGE AREA. An area within a building which is designated, intended, proposed or actually used for high-piled combustible storage.

[B] HIGH-RISE BUILDING. *In other than Group I-2 occupancies, "high-rise buildings" as used in this code:*

Existing high-rise structure. A high-rise structure, the construction of which is commenced or completed prior to July 1, 1974.

High-rise structure. Every building of any type of construction or occupancy having floors used for human occupancy located more than 75 feet above the lowest floor level having building access (see Section 403), except buildings used as hospitals as defined in Health and Safety Code Section 1250.

New high-rise building. A high-rise structure, the construction of which is commenced on or after July 1, 1974. For the purpose of this section, construction shall be deemed to have commenced when plans and specifications are more than 50 percent complete and have been presented to the local jurisdiction prior to July 1, 1974. Unless all provisions of this section have been met, the construction of such buildings shall commence on or before January 1, 1976.

New high-rise structure. A high-rise structure, the construction of which is commenced on or after July 1, 1974.

HIGH-VOLTAGE TRANSMISSION LINE. An electrical power transmission line operating at or above 66 kilovolts.

HIGHLY TOXIC. A material which produces a lethal dose or lethal concentration which falls within any of the following categories:

1. A chemical that has a median lethal dose (LD₅₀) of 50 milligrams or less per kilogram of body weight when administered orally to albino rats weighing between 200 and 300 grams each.
2. A chemical that has a median lethal dose (LD₅₀) of 200 milligrams or less per kilogram of body weight when administered by continuous contact for 24 hours (or less if death occurs within 24 hours) with the bare skin of albino rabbits weighing between 2 and 3 kilograms each.
3. A chemical that has a median lethal concentration (LC₅₀) in air of 200 parts per million by volume or less of gas or vapor, or 2 milligrams per liter or less of mist, fume or dust, when administered by continuous inhalation for one hour (or less if death occurs within 1 hour) to albino rats weighing between 200 and 300 grams each.

Mixtures of these materials with ordinary materials, such as water, might not warrant classification as highly toxic.

DEFINITIONS

While this system is basically simple in application, any hazard evaluation that is required for the precise categorization of this type of material shall be performed by experienced, technically competent persons.

HIGHLY VOLATILE LIQUID. A liquefied *compressed gas with a boiling point of less than 68°F (20°C).*

HIGHWAY. A public street, public alley or public road.

[B] HISTORIC BUILDINGS. Buildings that are listed in or eligible for listing in the National Register of Historic Places, or designated as historic under an appropriate state or local law.

HOGGED MATERIALS. Wood waste materials produced from the lumber production process.

HOLDING FACILITY. *A detention or correctional facility or area where inmates, staff and public are not housed but are restrained.*

[M] HOOD. An air-intake device used to capture by entrapment, impingement, adhesion or similar means, grease and similar contaminants before they enter a duct system.

Type I. A kitchen hood for collecting and removing grease vapors and smoke.

Type II. A general kitchen hood for collecting and removing steam vapor, heat, odors and products of combustion.

[B] HORIZONTAL ASSEMBLY. A fire-resistance-rated floor or roof assembly of materials designed to restrict the spread of fire in which continuity is maintained.

[B] HORIZONTAL EXIT. See "Exit, Horizontal."

[B] HOSPITALS AND PSYCHIATRIC HOSPITALS. Facilities that provide care or treatment for the medical, psychiatric, obstetrical, or surgical treatment of inpatient care recipients that are incapable of self-preservation *or classified as non-ambulatory or bedridden.*

HOT WORK. Operations including cutting, welding, Thermit welding, brazing, soldering, grinding, thermal spraying, thawing pipe, installation of torch-applied roof systems or any other similar activity.

HOT WORK AREA. The area exposed to sparks, hot slag, radiant heat, or convective heat as a result of the hot work.

HOT WORK EQUIPMENT. Electric or gas welding or cutting equipment used for hot work.

HOT WORK PERMITS. Permits issued by the responsible person at the facility under the hot work permit program permitting welding or other hot work to be done in locations referred to in Section 3503.3 and pre-permitted by the fire code official.

HOT WORK PROGRAM. A permitted program, carried out by approved facilities-designated personnel, allowing them to oversee and issue permits for hot work conducted by their personnel or at their facility. The intent is to have trained, on-site, responsible personnel ensure that required hot work safety measures are taken to prevent fires and fire spread.

HOUSING UNIT *is an area intended to lodge inmates on a 24-hour basis where accommodations are provided for sleeping.*

HPM FACILITY. See "Semiconductor fabrication facility."

HPM FLAMMABLE LIQUID. An HPM liquid that is defined as either a Class I flammable liquid or a Class II or Class IIIA combustible liquid.

HPM ROOM. A room used in conjunction with or serving a Group H-5 occupancy, where HPM is stored or used and which is classified as a Group H-2, H-3 or H-4 occupancy.

IMMEDIATELY DANGEROUS TO LIFE AND HEALTH (IDLH). The concentration of air-borne contaminants that poses a threat of death, immediate or delayed permanent adverse health effects, or effects that could prevent escape from such an environment. This contaminant concentration level is established by the National Institute of Occupational Safety and Health (NIOSH) based on both toxicity and flammability. It generally is expressed in parts per million by volume (ppm v/v) or milligrams per cubic meter (mg/m³). Where adequate data do not exist for precise establishment of IDLH concentrations, an independent certified industrial hygienist, industrial toxicologist, appropriate regulatory agency or other source approved by the fire code official shall make such determination.

IMPAIRMENT COORDINATOR. The person responsible for the maintenance of a particular fire protection system.

[B] INCAPABLE OF SELF-PRESERVATION. Persons because of age, physical limitations, mental limitations, chemical dependency, or medical treatment who cannot respond as an individual to an emergency situation.

INCOMPATIBLE MATERIALS. Materials that, when mixed, have the potential to react in a manner which generates heat, fumes, gases or byproducts which are hazardous to life or property.

INERT GAS. A gas that is capable of reacting with other materials only under abnormal conditions such as high temperatures, pressures and similar extrinsic physical forces. Within the context of the code, inert gases do not exhibit either physical or health hazard properties as defined (other than acting as a simple asphyxiant) or hazard properties other than those of a compressed gas. Some of the more common inert gases include argon, helium, krypton, neon, nitrogen and xenon.

INFANT. *For the purpose of these regulations, shall mean any child who because of age only, is unable to walk and requires the aid of another person to evacuate the building. In no case shall the term "infant" mean a child 2 years of age or older.*

INHABITED BUILDING. A building regularly occupied in whole or in part as a habitation for people, or any place of religious worship, schoolhouse, railroad station, store or other structure where people are accustomed to assemble, except any building or structure occupied in connection with the manufacture, transportation, storage or use of explosive materials.

INITIATING DEVICE. A system component that originates transmission of a change-of-state condition, such as in a smoke detector, manual fire alarm box, or supervisory switch.

INSECTICIDAL FOGGING. The utilization of insecticidal liquids passed through fog-generating units where, by means of pressure and turbulence, with or without the application of heat, such liquids are transformed and discharged in the form of fog or mist blown into an area to be treated.

[B] INTERIOR EXIT RAMP. An exit component that serves to meet one or more means of egress design requirements, such as required number of exits or exit access travel distance, and provides for a protected path of egress travel to the exit discharge or public way.

[B] INTERIOR EXIT STAIRWAY. An exit component that serves to meet one or more means of egress design requirements, such as required number of exits or exit access travel distance, and provides for a protected path of egress travel to the exit discharge or public way.

[B] INTERIOR FINISH. Interior finish includes interior wall and ceiling finish and interior floor finish.

[B] INTERIOR FLOOR-WALL BASE. Interior floor finish trim used to provide a functional or decorative border at the intersection of walls and floors.

[B] INTERIOR WALL AND CEILING FINISH. The exposed interior surfaces of buildings, including but not limited to: fixed or movable walls and partitions; toilet room privacy partitions; columns; ceilings; and interior wainscoting, paneling or other finish applied structurally or for decoration, acoustical correction, surface insulation, structural fire resistance or similar purposes, but not including trim.

IRRITANT. A chemical which is not corrosive, but which causes a reversible inflammatory effect on living tissue by chemical action at the site of contact. A chemical is a skin irritant if, when tested on the intact skin of albino rabbits by the methods of CPSC 16 CFR Part 1500.41 for an exposure of four or more hours or by other appropriate techniques, it results in an empirical score of 5 or more. A chemical is classified as an eye irritant if so determined under the procedure listed in CPSC 16 CFR Part 1500.42 or other approved techniques.

[A] JURISDICTION. The governmental unit that has adopted this code under due legislative authority.

KEY BOX. A secure device with a lock operable only by a fire department master key, and containing building entry keys and other keys that may be required for access in an emergency.

[A] LABELED. Equipment, materials or products to which have been affixed a label, seal, symbol or other identifying mark of a nationally recognized testing laboratory, inspection agency or other organization concerned with product evaluation that maintains periodic inspection of the production of the above-labeled items and whose labeling indicates either that the equipment, material or product meets identified standards or has been tested and found suitable for a specified purpose.

LABORATORY. [SFM] A room, building or area where the use and storage of hazardous materials are utilized for testing, analysis, instruction, research or developmental activities.

[B] LEVEL OF EXIT DISCHARGE. See “Exit Discharge, Level of.”

LIMITED SPRAYING SPACE. An area in which operations for touch-up or spot painting of a surface area of 9 square feet (0.84 m²) or less are conducted.

LIQUEFIED NATURAL GAS (LNG). A fluid in the liquid state composed predominantly of methane and which may contain minor quantities of ethane, propane, nitrogen or other components normally found in natural gas.

LIQUEFIED PETROLEUM GAS (LP-gas). A material which is composed predominantly of the following hydrocarbons or mixtures of them: propane, propylene, butane (normal butane or isobutane) and butylenes.

LIQUID. A material having a melting point that is equal to or less than 68°F (20°C) and a boiling point which is greater than 68°F (20°C) at 14.7 pounds per square inch absolute (psia) (101 kPa). When not otherwise identified, the term “liquid” includes both flammable and combustible liquids.

LIQUID OXYGEN AMBULATORY CONTAINER. A container used for liquid oxygen not exceeding 0.396 gallons (1.5 liters) specifically designed for use as a medical device as defined by 21 USC Chapter 9 that is intended for portable therapeutic use and to be filled from its companion base unit (a liquid oxygen home care container).

LIQUID OXYGEN HOME CARE CONTAINER. A container used for liquid oxygen not exceeding 15.8 gallons (60 liters) specifically designed for use as a medical device as defined by 21 USC Chapter 9 that is intended to deliver gaseous oxygen for therapeutic use in a home environment.

LIQUID STORAGE ROOM. A room classified as a Group H-3 occupancy used for the storage of flammable or combustible liquids in a closed condition.

LIQUID STORAGE WAREHOUSE. A building classified as a Group H-2 or H-3 occupancy used for the storage of flammable or combustible liquids in a closed condition.

[A] LISTED. Equipment, materials, products or services included in a list published by an organization acceptable to the fire code official and concerned with evaluation of products or services that maintains periodic inspection of production of listed equipment or materials or periodic evaluation of services and whose listing states either that the equipment, material, product or service meets identified standards or has been tested and found suitable for a specified purpose.

For applications listed in Section 1.11 regulated by the Office of the State Fire Marshal, “listed” shall also mean equipment or materials accepted by the State Fire Marshal as conforming to the provisions of the State Fire Marshal’s regulations and which are included in a list published by the State Fire Marshal.

LABORATORY SUITE. [SFM] See Section 443 of the California Building Code.

DEFINITIONS

LODGING HOUSE. Any building or portion thereof containing not more than five guestrooms where rent is paid in money, goods, labor or otherwise.

LOCKDOWN. An emergency situation, in other than a Group I-3 occupancy, requiring that the occupants be sheltered and secured in place within a building when normal evacuation would put occupants at risk.

LONGITUDINAL FLUE SPACE. See "Flue Space—Longitudinal."

[A] LOT. A portion or parcel of land considered as a unit.

[A] LOT LINE. A line dividing one lot from another, or from a street or any public place.

LOW-PRESSURE TANK. A storage tank designed to withstand an internal pressure greater than 0.5 pounds per square inch gauge (psig) (3.4 kPa) but not greater than 15 psig (103.4 kPa).

LOWER EXPLOSIVE LIMIT (LEL). See "Lower flammable limit."

LOWER FLAMMABLE LIMIT (LFL). The minimum concentration of vapor in air at which propagation of flame will occur in the presence of an ignition source. The LFL is sometimes referred to as LEL or lower explosive limit.

LP-GAS CONTAINER. Any vessel, including cylinders, tanks, portable tanks and cargo tanks, used for transporting or storing LP-gases.

MAGAZINE. A building, structure or container, other than an operating building, approved for storage of explosive materials.

Indoor. A portable structure, such as a box, bin or other container, constructed as required for Type 2, 4 or 5 magazines in accordance with NFPA 495, NFPA 1124 or DOTy 27 CFR Part 55 so as to be fire resistant and theft resistant.

Type 1. A permanent structure, such as a building or igloo, that is bullet resistant, fire resistant, theft resistant, weather resistant and ventilated in accordance with the requirements of NFPA 495, NFPA 1124 or DOTy 27 CFR Part 55.

Type 2. A portable or mobile structure, such as a box, skid-magazine, trailer or semitrailer, constructed in accordance with the requirements of NFPA 495, NFPA 1124 or DOTy 27 CFR Part 55 that is fire resistant, theft resistant, weather resistant and ventilated. If used outdoors, a Type 2 magazine is also bullet resistant.

Type 3. A fire resistant, theft resistant and weather resistant "day box" or portable structure constructed in accordance with NFPA 495, NFPA 1124 or DOTy 27 CFR Part 55 used for the temporary storage of explosive materials.

Type 4. A permanent, portable or mobile structure such as a building, igloo, box, semitrailer or other mobile container that is fire resistant, theft resistant and weather resistant and constructed in accordance with NFPA 495, NFPA 1124 or DOTy 27 CFR Part 55.

Type 5. A permanent, portable or mobile structure such as a building, igloo, box, bin, tank, semitrailer, bulk trailer, tank trailer, bulk truck, tank truck or other mobile container

that is theft resistant, which is constructed in accordance with NFPA 495, NFPA 1124 or DOTy 27 CFR Part 55.

MAGNESIUM. The pure metal and alloys, of which the major part is magnesium.

[B] MALL. See "Covered mall building."

MANUAL FIRE ALARM BOX. A manually operated device used to initiate an alarm signal.

MANUAL STOCKING METHODS. Stocking methods utilizing ladders or other nonmechanical equipment to move stock.

MARINA. Any portion of the ocean or inland water, either naturally or artificially protected, for the mooring, servicing or safety of vessels and shall include artificially protected works, the public or private lands ashore, and structures or facilities provided within the enclosed body of water and ashore for the mooring or servicing of vessels or the servicing of their crews or passengers.

MARINE MOTOR FUEL-DISPENSING FACILITY. That portion of property where flammable or combustible liquids or gases used as fuel for watercraft are stored and dispensed from fixed equipment on shore, piers, wharves, floats or barges into the fuel tanks of watercraft and shall include all other facilities used in connection therewith.

MATERIAL SAFETY DATA SHEET (MSDS). Information concerning a hazardous material which is prepared in accordance with the provisions of DOL 29 CFR Part 1910.1200 or in accordance with the provisions of a federally approved state OSHA plan.

MAXIMUM ALLOWABLE QUANTITY PER CONTROL AREA. The maximum amount of a hazardous material allowed to be stored or used within a control area inside a building or an outdoor control area. The maximum allowable quantity per control area is based on the material state (solid, liquid or gas) and the material storage or use conditions.

[B] MEANS OF EGRESS. A continuous and unobstructed path of vertical and horizontal egress travel from any occupied portion of a building or structure to a public way. A means of egress consists of three separate and distinct parts: the exit access, the exit and the exit discharge.

MECHANICAL STOCKING METHODS. Stocking methods utilizing motorized vehicles or hydraulic jacks to move stock.

[B] MEDICAL CARE. Care involving medical or surgical procedures, nursing or for psychiatric purposes.

MEMBRANE STRUCTURE. An air-inflated, air-supported, cable or frame-covered structure as defined by the *California Building Code* and not otherwise defined as a tent. See Chapter 31 of the *California Building Code*.

MENTALLY RETARDED PERSONS, PROFOUNDLY OR SEVERELY. Any retarded person who is unable to evacuate a building unassisted during emergency conditions.

Note: The determination as to such incapacity shall be made by the Director of the State Department of Public Health or his or her designated representative pursuant to Health and Safety Code Section §13131.3.

[B] MERCHANDISE PAD. A merchandise pad is an area for display of merchandise surrounded by aisles, permanent fixtures or walls. Merchandise pads contain elements such as nonfixed and moveable fixtures, cases, racks, counters and partitions as indicated in Section 105.2 of the *California Building Code* from which customers browse or shop.

METAL HYDRIDE. A generic name for compounds composed of metallic element(s) and hydrogen.

METAL HYDRIDE STORAGE SYSTEM. A closed system consisting of a group of components assembled as a package to contain metal-hydrogen compounds for which there exists an equilibrium condition where the hydrogen-absorbing metal alloy(s), hydrogen gas and the metal-hydrogen compound(s) coexist and where only hydrogen gas is released from the system in normal use.

[B] MEZZANINE. An intermediate level or levels between the floor and ceiling of any story and in accordance with Section 505 of the *California Building Code*.

MOBILE FUELING. The operation of dispensing liquid fuels from tank vehicles into the fuel tanks of motor vehicles. Mobile fueling may also be known by the terms "Mobile fleet fueling," "Wet fueling" and "Wet hosing."

MORTAR. A tube from which fireworks shells are fired into the air.

MULTIPLE-STATION ALARM DEVICE. Two or more single-station alarm devices that can be interconnected such that actuation of one causes all integral or separate audible alarms to operate. It also can consist of one single-station alarm device having connections to other detectors or to a manual fire alarm box.

MULTIPLE-STATION SMOKE ALARM. Two or more single-station alarm devices that are capable of interconnection such that actuation of one causes the appropriate alarm signal to operate in all interconnected alarms.

NESTING. A method of securing flat-bottomed compressed gas cylinders upright in a tight mass using a contiguous three-point contact system whereby all cylinders within a group have a minimum of three points of contact with other cylinders, walls or bracing.

NET EXPLOSIVE WEIGHT (net weight). The weight of explosive material expressed in pounds. The net explosive weight is the aggregate amount of explosive material contained within buildings, magazines, structures or portions thereof, used to establish quantity-distance relationships.

NON-ACCESSIBLE AREA. *An enclosed area that creates a cavity by the application of any construction feature and/or building materials. This area shall be recognized by the enforcing agency as a separation between the non-accessible space and any adjacent, occupied space of the building.*

NONAMBULATORY PERSONS. *Persons unable to leave a building unassisted under emergency conditions. It includes, but is not limited to, persons who depend on mechanical aids such as crutches, walkers and wheelchairs and any person who is unable to physically and mentally respond to a sensory signal approved by the State Fire Marshal or an oral instruction relating to fire danger.*

The determination of ambulatory or nonambulatory status of persons with developmental disabilities shall be made by the Director of Social Services or his or her designated representative, in consultation with the Director of Developmental Services or his or her designated representative. The determination of ambulatory or nonambulatory status of all other disabled persons placed after January 1, 1984, who are not developmentally disabled shall be made by the Director of Social Services or his or her designated representative.

NONCOMBUSTIBLE. [SFM] *Noncombustible as applied to building construction material means a material which, in the form in which it is used, is either one of the following:*

1. *Material of which no part will ignite and burn when subjected to fire. Any material passing ASTM E 136 shall be considered noncombustible.*
2. *Material having a structural base of noncombustible material as defined in Item 1 above, with a surfacing material not over 1/8 inch (3.2 mm) thick which has a flame-spread index of 50 or less.*

"Noncombustible" does not apply to surface finish materials. Material required to be noncombustible for reduced clearances to flues, heating appliances or other sources of high temperature shall refer to material conforming to Item 1. No material shall be classed as noncombustible which is subject to increase in combustibility or flame-spread index, beyond the limits herein established, through the effects of age, moisture or other atmospheric condition.

NORMAL TEMPERATURE AND PRESSURE (NTP). A temperature of 70°F (21°C) and a pressure of 1 atmosphere [14.7 psia (101 kPa)].

[B] NOSING. The leading edge of treads of stairs and of landings at the top of stairway flights.

NOTIFICATION ZONE. See "Zone, notification."

NUISANCE ALARM. An alarm caused by mechanical failure, malfunction, improper installation or lack of proper maintenance, or an alarm activated by a cause that cannot be determined.

[B] NURSING HOMES. Facilities that provide care, including both intermediate care facilities and skilled nursing facilities, where any of the persons are incapable of self-preservation or classified as nonambulatory or bedridden.

OCCUPANCY CLASSIFICATION. For the purposes of this code, certain occupancies are defined as follows:

[B] Assembly Group A. Assembly Group A occupancy includes, among others, the use of a building or structure, or a portion thereof, for the gathering of persons for purposes such as civic, social or religious functions; recreation, food or drink consumption; or awaiting transportation or Motion Picture and Television Production Studio Sound Stages, Approved Production Facilities and production locations. Any building or structure or portion thereof used or intended to be used for the showing of motion pictures when an admission fee is charged and when such building or structure is open to the public and has a capacity of 10 or more persons.

Small buildings and tenant spaces. A building or tenant space used for assembly purposes with an occupant

DEFINITIONS

load of less than 50 persons shall be classified as a Group B occupancy.

Small assembly spaces. The following rooms and spaces shall not be classified as assembly occupancies:

1. A room or space used for assembly purposes with an occupant load of less than 50 persons and accessory to another occupancy shall be classified as a Group B occupancy or as part of that occupancy.
2. A room or space used for assembly purposes that is less than 750 square feet (70 m²) in area and accessory to another occupancy shall be classified as a Group B occupancy or as part of that occupancy.

Associated with Group E occupancies. A room or space used for assembly purposes that are associated with a Group E occupancy are not considered separate occupancies.

Accessory with places of religious worship. Accessory religious educational rooms and religious auditoriums with occupant loads of less than 100 are not considered separate occupancies.

Assembly Group A-1. Assembly uses, usually with fixed seating, intended for the production and viewing of performing arts or motion pictures including, but not limited to:

*Motion picture and television production studio
Sound Stages, Approved Production Facilities and
production locations. (With live audiences).*

Motion picture theaters
Symphony and concert halls
Television and radio studios admitting an audience
Theaters

Assembly Group A-2. Assembly uses intended for food and/or drink consumption including, but not limited to:

Banquet halls
Casinos (gaming areas)
Night clubs
Restaurants, cafeterias and similar dining facilities
(including associated commercial kitchens)
Taverns and bars

Assembly Group A-3. Assembly uses intended for worship, recreation or amusement and other assembly uses not classified elsewhere in Group A, including, but not limited to:

Amusement arcades
Art galleries
Bowling alleys
Community halls
Courtrooms
Dance halls
(not including food or drink consumption)
Exhibition halls
Funeral parlors
Gymnasiums (without spectator seating)

Indoor swimming pools (without spectator seating)
Indoor tennis courts (without spectator seating)
Lecture halls
Libraries
Museums
Places of religious worship
Pool and billiard parlors
Waiting areas in transportation terminals

Assembly Group A-4. Assembly uses intended for viewing of indoor sporting events and activities with spectator seating including, but not limited to:

Arenas
Skating rinks
Swimming pools
Tennis courts

Assembly Group A-5. Assembly uses intended for participation in or viewing outdoor activities including, but not limited to:

Amusement park structures
Bleachers
Grandstands
Stadiums

[B] Business Group B. Business Group B occupancy includes, among others, the use of a building or structure, or a portion thereof, for office, professional or service-type transactions, including storage of records and accounts. Business occupancies shall include, but not be limited to, the following:

Airport traffic control towers
Ambulatory care facilities *servicing five or fewer patients*
(*see Group I-2.1 or Section 308.3.2 California Building Code for facilities servicing more than five patients*)
Animal hospitals, kennels and pounds
Banks
Barber and beauty shops
Car wash
Civic administration
Clinic-outpatient
Dry cleaning and laundries: pick-up and delivery stations and self-service
Educational occupancies for students above the 12th grade
Electronic data processing
Laboratories: testing, research *and instruction*.
Motor vehicle showrooms
Post offices
Print shops
Professional services (architects, attorneys, dentists, physicians, engineers, etc.)
Radio and television stations
Telephone exchanges
Training and skill development not within a school or academic program

Group C (CAMPS, ORGANIZED). An organized camp is a site with programs and facilities established for the primary purpose of providing an outdoor group living experience with social, spiritual, educational or recreational

objectives, for five days or more during one or more seasons of the year.

[B] Educational Group E. Educational Group E occupancy includes, among others, the use of a building or structure, or a portion thereof, by more than six persons at any one time for educational purposes through the 12th grade.

Exception: A residence used as a home school for the children who normally reside at the residence. Such residences shall remain classified as Group R-2, or Group R-3 occupancies.

Accessory to places of worship. Religious educational rooms and religious auditoriums, which are accessory to places of religious worship in accordance with Section 508.3.1 of the *California Building Code* and have occupant loads of less than 100, shall be classified as Group A-3 occupancies.

Group E, day care facilities. This group includes buildings and structures or portions thereof occupied by more than six children 2 years of age and older who receive educational, supervision or personal care services for less than 24 hours per day.

Exception: A Day-care facility not otherwise classified as an R-3 occupancy, where occupants are not capable of responding to an emergency situation without physical assistance from the staff shall be classified as Group I-4.

[B] Factory Industrial Group F. Factory Industrial Group F occupancy includes, among others, the use of a building or structure, or a portion thereof, for assembling, disassembling, fabricating, finishing, manufacturing, packaging, repair or processing operations that are not classified as a Group H high-hazard or Group S storage occupancy.

Factory Industrial F-1 Moderate-hazard Occupancy. Factory industrial uses which are not classified as Factory Industrial F-2 Low Hazard shall be classified as F-1 Moderate Hazard and shall include, but not be limited to, the following:

- Aircraft (manufacturing, not to include repair)
- Appliances
- Athletic equipment
- Automobiles and other motor vehicles
- Bakeries
- Beverages; over 16-percent alcohol content
- Bicycles
- Boats
- Brooms or brushes
- Business machines
- Cameras and photo equipment
- Canvas or similar fabric
- Carpets and rugs (includes cleaning)
- Clothing
- Construction and agricultural machinery
- Disinfectants
- Dry cleaning and dyeing
- Electric generation plants

- Electronics
- Engines (including rebuilding)
- Food processing and commercial kitchens not associated with restaurants, cafeterias and similar dining facilities
- Furniture
- Hemp products
- Jute products
- Laundries
- Leather products
- Machinery
- Metals
- Millwork (sash and door)
- Motion picture and television production studio
- Sound Stages, Approved Production Facilities and production locations (without live audiences)
- Musical instruments
- Optical goods
- Paper mills or products
- Photographic film
- Plastic products
- Printing or publishing
- Refuse incineration
- Shoes
- Soaps and detergents
- Textiles
- Tobacco
- Trailers
- Upholstering
- Wood; distillation
- Woodworking (cabinet)

[B] Factory Industrial F-2 Low-hazard Occupancy. Factory industrial uses involving the fabrication or manufacturing of noncombustible materials which, during finishing, packaging or processing do not involve a significant fire hazard, shall be classified as Group F-2 occupancies and shall include, but not be limited to, the following:

- Beverages; up to and including 16-percent alcohol content
- Brick and masonry
- Ceramic products
- Foundries
- Glass products
- Gypsum
- Ice
- Metal products (fabrication and assembly)

High-hazard Group H. High-hazard Group H occupancy includes, among others, the use of a building or structure, or a portion thereof, that involves the manufacturing, processing, generation or storage of materials that constitute a physical or health hazard in quantities in excess of those allowed in control areas complying with Section 5003.8.3, based on the maximum allowable quantity limits for control areas set forth in Tables 5003.1.1(1) and 5003.1.1(2). Hazardous occupancies are classified in Groups H-1, H-2, H-3, H-4 and H-5 and shall be in accordance with this code and the requirements of Section 415 of the *California Building Code*. Hazardous materials stored or used on top

DEFINITIONS

of roofs or canopies shall be classified as outdoor storage or use and shall comply with this code.

Exceptions: The following shall not be classified as Group H, but shall be classified as the occupancy that they most nearly resemble.

1. Buildings and structures occupied for the application of flammable finishes, provided that such buildings or areas conform to the requirements of Chapter 24 of this code and Section 416 of the *California Building Code*.
2. Wholesale and retail sales and storage of flammable and combustible liquids in mercantile occupancies conforming to Chapter 57.
3. Closed piping system containing flammable or combustible liquids or gases utilized for the operation of machinery or equipment.
4. Cleaning establishments that utilize combustible liquid solvents having a flash point of 140°F (60°C) or higher in closed systems employing equipment listed by an approved testing agency, provided that this occupancy is separated from all other areas of the building by 1-hour fire barriers in accordance with Section 707 of the *California Building Code* or 1-hour horizontal assemblies in accordance with Section 711 of the *California Building Code*, or both.
5. Cleaning establishments that utilize a liquid solvent having a flash point at or above 200°F (93°C).
6. Liquor stores and distributors without bulk storage.
7. Refrigeration systems.
8. The storage or utilization of materials for agricultural purposes on the premises.
9. Stationary batteries utilized for facility emergency power, uninterruptible power supply or telecommunication facilities, provided that the batteries are equipped with safety venting caps and ventilation is provided in accordance with the *California Mechanical Code*.
10. Corrosives shall not include personal or household products in their original packaging used in retail display or commonly used building materials.
11. Buildings and structures occupied for aerosol storage shall be classified as Group S-1, provided that such buildings conform to the requirements of Chapter 51.
12. Display and storage of nonflammable solid and nonflammable or noncombustible liquid hazardous materials in quantities not exceeding the maximum allowable quantity per control area in Group M or S occupancies complying with Section 5003.8.3.5.

13. The storage of black powder, smokeless propellant and small arms primers in Groups M and R-3 and special industrial explosive devices in Groups B, F, M and S, provided such storage conforms to the quantity limits and requirements of this code.

14. [SFM] Group L occupancies as defined in Section 443.1.

High-hazard Group H-1. Buildings and structures containing materials that pose a detonation hazard shall be classified as Group H-1. Such materials shall include, but not be limited to, the following:

Detonable pyrophoric materials

Explosives:

- Division 1.1
- Division 1.2
- Division 1.3
- Division 1.4
- Division 1.5
- Division 1.6

Organic peroxides, unclassified detonable
Oxidizers, Class 4

Unstable (reactive) materials, Class 3 detonable, and
Class 4

Occupancies containing explosives not classified as H-1. The following occupancies containing explosive materials shall be classified as follows:

1. Division 1.3 explosive materials that are used and maintained in a form where either confinement or configuration will not elevate the hazard from a mass fire hazard to mass explosion hazard shall be allowed in Group H-2 occupancies.
2. Articles, including articles packaged for shipment, that are not regulated as a Division 1.4 explosive under Bureau of Alcohol, Tobacco, Firearms and Explosives regulations, or unpackaged articles used in process operations that do not propagate a detonation or deflagration between articles shall be allowed in H-3 occupancies.

High-hazard Group H-2. Buildings and structures containing materials that pose a deflagration hazard or a hazard from accelerated burning shall be classified as Group H-2. Such materials shall include, but not be limited to, the following:

Class I, II or IIIA flammable or combustible liquids which are used or stored in normally open containers or systems, or in closed containers or systems pressurized at more than 15 pounds per square inch gauge (103.4 kPa)

Combustible dusts where manufactured, generated or used in such a manner that the concentration and conditions create a fire or explosion hazard based on information prepared in accordance with Section 414.1.3 of the *California Building Code*

*Cryogenic fluids, flammable
Flammable gases*

*Organic peroxides, Class 1
Oxidizers, Class 3, that are used or stored in normally open containers or systems, or in closed containers or systems pressurized at more than 15 pounds per square inch gauge (103.4 kPa)
Pyrophoric liquids, solids and gases, nondetonable
Unstable (reactive) materials, Class 3, nondetonable
Water-reactive materials, Class 3*

High-hazard Group H-3. Buildings and structures containing materials that readily support combustion or that pose a physical hazard shall be classified as Group H-3. Such materials shall include, but not be limited to, the following:

- Class I, II or IIIA flammable or combustible liquids that are used or stored in normally closed containers or systems pressurized at 15 pounds per square inch gauge (103.4 kPa) or less
- Combustible fibers, other than densely packed baled cotton
- Consumer fireworks, 1.4G (Class C, Common)
- Cryogenic fluids, oxidizing
- Flammable solids
- Organic peroxides, Class II and III
- Oxidizers, Class 2
- Oxidizers, Class 3, that are used or stored in normally closed containers or systems pressurized at 15 pounds per square inch gauge (103 kPa) or less
- Oxidizing gases
- Unstable (reactive) materials, Class 2
- Water-reactive materials, Class 2

High-hazard Group H-4. Buildings and structures which contain materials that are health hazards shall be classified as Group H-4. Such materials shall include, but not be limited to, the following:

- Corrosives
- Highly toxic materials
- Toxic materials

High-hazard Group H-5. Semiconductor fabrication facilities and comparable research and development areas in which hazardous production materials (HPM) are used and the aggregate quantity of materials is in excess of those listed in Tables 5003.1.1(1) and 5003.1.1(2) shall be classified as Group H-5. Such facilities and areas shall be designed and constructed in accordance with Section 415.10 of the *California Building Code*.

[B] Institutional Group I. Institutional Group I occupancy includes, among others, the use of a building or structure, or a portion thereof, in which care or supervision is provided to persons who are or are not capable of self preservation without physical assistance or in which persons are detained for penal or correctional purposes or in which the liberty of the occupants is restricted. Institutional occupancies shall be classified as Group I-1, I-2, I-3 or I-4. *Restraint shall not be permitted in any building except in Group I-3 occupancies constructed for such use. See California Building Code Section 408.1.1.*

Where occupancies house both ambulatory and nonambulatory persons, the more restrictive requirements shall apply.

Institutional Group I-1. *Not used. (See Group R-2.1 or Section 310.1 California Building Code)*

Institutional Group I-2. This occupancy shall include buildings and structures used for medical care on a 24-hour basis for more than five persons who are not capable of self-preservation or classified as nonambulatory or bedridden. This group shall include, but not be limited to, the following:

- Foster care facilities
- Detoxification facilities
- Hospitals
- Nursing homes
- Psychiatric hospitals

Institutional Group I-2.1 Ambulatory Health Care Facility. *A Healthcare facility that receives persons for outpatient medical care that may render the patient incapable of unassisted self-preservation and where each tenant space accommodates more than five such patients.*

Institutional Group I-3. This occupancy shall include buildings or portions of buildings and structures which are inhabited by one or more persons who are under restraint or security. An I-3 facility is occupied by persons who are generally incapable of self-preservation due to security measures not under the occupants' control which includes persons restrained. This group shall include, but not be limited to, the following:

- Correctional centers
- Courthouse holding facilities
- Detention centers
- Detention treatment rooms
- Jails
- Juvenile halls
- Prerelease centers
- Prisons
- Reformatories
- Secure interview rooms
- Temporary holding facilities

Buildings of Group I-3 shall be classified as one of the occupancy conditions indicated below:

Condition 1. This occupancy condition shall include buildings in which free movement is allowed from sleeping areas and other spaces where access or occupancy is permitted to the exterior via means of egress without restraint. A Condition 1 facility is permitted to be constructed as Group R.

Condition 2. This occupancy condition shall include buildings in which free movement is allowed from sleeping areas and any other occupied smoke compartment to one or more other smoke compartments. Egress to the exterior is impeded by locked exits.

Condition 3. This occupancy condition shall include buildings in which free movement is allowed within individual smoke compartments, such as within a residential unit comprised of individual sleeping units and group activity spaces, where egress is impeded by remote-controlled release of means of egress from such smoke compartment to another smoke compartment.

DEFINITIONS

Condition 4. This occupancy condition shall include buildings in which free movement is restricted from an occupied space. Remote-controlled release is provided to permit movement from sleeping units, activity spaces and other occupied areas within the smoke compartment to other smoke compartments.

Condition 5. This occupancy condition shall include buildings in which free movement is restricted from an occupied space. Staff-controlled manual release is provided to permit movement from sleeping units, activity spaces and other occupied areas within the smoke compartment to other smoke compartments.

Condition 6. This occupancy condition shall include buildings containing only one temporary holding facility with five or less persons under restraint or security where the building is protected throughout with a monitored automatic sprinkler system installed in accordance with Section 903.3.1.1 and where the temporary holding facility is protected throughout with an automatic fire alarm system with notification appliances. A Condition 6 building shall be permitted to be classified as a Group B occupancy.

Condition 7. This occupancy condition shall include buildings containing only one temporary holding facility with nine or less persons under restraint or security where limited to the first or second story, provided the building complies with Section 408.1.2.6. A Condition 7 building shall be permitted to be classified as a Group B occupancy.

Condition 8. This occupancy condition shall include buildings containing not more than four secure interview rooms located within the same fire area where not more than six occupants under restraint are located in the same fire area. A Condition 8 building shall be permitted to be classified as a Group B occupancy, provided the requirements in Section 408.1.2.7 are met.

Institutional Group I-4, day care facilities. This group shall include buildings and structures occupied by more than six clients of any age who receive custodial care for less than 24 hours by persons other than parents or guardians, relatives by blood, marriage, or adoption, and in a place other than the home of the client cared for. This group shall include, but not be limited to, the following:

- Adult day care
- Child day care

Classification as Group E. A child day care facility that provides care for more than six but no more than 100 children under 2 years of age, where the rooms in which the children are cared for are located on a level of exit discharge serving such rooms and each of these child care rooms has an exit door directly to the exterior, shall be classified as Group E.

Group L Laboratories. [SFM] Group L occupancy includes the use of a building or structure, or a portion thereof containing one or more laboratory suites as defined in Section 443 of the California Building Code.

[B] Mercantile Group M. Mercantile Group M occupancy includes, among others, the use of a building or structure or a portion thereof, for the display and sale of merchandise, and involves stocks of goods, wares or mer-

chandise incidental to such purposes and accessible to the public. Mercantile occupancies shall include, but not be limited to, the following.

- Department stores
- Drug stores
- Markets
- Motor fuel-dispensing facilities
- Retail or wholesale stores
- Sales rooms

[B] Residential Group R. Residential Group R includes, among others, the use of a building or structure, or a portion thereof, for sleeping purposes when not classified as an Institutional Group I or when not regulated by the California Residential Code. Residential occupancies shall include the following:

Residential Group R-1. Residential occupancies containing sleeping units where the occupants are primarily transient in nature, including:

- Boarding houses (transient) with more than 10 occupants
- Congregate residences (transient) with more than 10 occupants
- Hotels (transient)
- Motels (transient)

Residential Group R-2. Residential occupancies containing sleeping units or more than two dwelling units where the occupants are primarily permanent in nature, including:

- Apartment houses
- Boarding houses (nontransient) with more than 16 occupants
- Congregate residences (nontransient) with more than 16 occupants
- Convents
- Dormitories
- Fraternities and sororities
- Hotels (nontransient)
- Live/work units
- Monasteries
- Motels (nontransient)
- Vacation timeshare properties

Residential Group R-2.1. This occupancy shall include buildings, structures or parts thereof housing clients, on a 24-hour basis, who because of age, mental disability or other reasons, live in a supervised residential environment that provides personal care services.

This occupancy may contain more than six nonambulatory and/or bedridden clients. (See Appendix Chapter 4, Section 425 Special Provisions For Licensed 24-Hour Care Facilities in a Group R-2.1, R-3.1, or R-4 Occupancy). This group shall include, but not be limited to, the following:

- Assisted living facilities such as:
 - Residential Care Facilities
 - Residential Care Facilities for the Elderly (RCFE's)
 - Adult Residential Facilities
 - Congregate Living Health facilities

*Group homes
Residential Care Facilities for the Chronically Ill
Congregate Living Health Facilities for the Terminally Ill*

Social rehabilitation facilities such as:

*Halfway houses
Community Correctional Centers
Community Correction Reentry Centers
Community Treatment Programs
Work Furlough Programs
Alcoholism or drug abuse recovery or treatment facilities*

Residential Group R-3. Residential occupancies where the occupants are primarily permanent in nature and not classified as Group R-1, R-2, R-2.1, R-3.1, R-4 or I, including:

Boarding houses (nontransient) with 16 or fewer occupants

Boarding houses (transient) with 10 or fewer occupants

Buildings that do not contain more than two dwelling units

Adult care facilities that provide accommodations for six or fewer clients of any age for less than 24 hours.

Licensing categories that may use this classification include, but are not limited to:

Child care facilities that provide accommodations for six or fewer clients of any age for less than 24 hours

Licensing categories that may use this classification include, but are not limited to:

Day-Care Center for Mildly Ill Children

Adult Day Programs

Infant Care Center

School Age Child Day-Care Center.

Congregate residences (nontransient) with 16 or fewer occupants

Congregate residences (transient) with 10 or fewer occupants

Alcoholism or drug abuse recovery homes (ambulatory only)

Foster family homes (ambulatory only)

Family Day-Care Homes that provide accommodations for 14 or fewer children, in the provider's own home for less than 24-hours.

Adult care and child care facilities that are within a single-family home are permitted to comply with the California Residential Code.

Residential R-3.1. This occupancy group may include facilities licensed by a governmental agency for a residentially based 24-hour care facility providing accommodations for six or fewer clients of any age. Clients may be classified as ambulatory, nonambulatory or bedridden. A Group R-3.1 occupancy shall meet the requirements for construction as defined for Group R-3, except as otherwise provided for in Appendix Chapter 4, Section 425, Special Provisions For Licensed 24-

Hour Care Facilities in a Group R-2.1, R-3.1 or R-4 Occupancy. This group may include:

Adult Residential Facilities

Congregate Living Health Facilities

Foster Family Homes

Group Homes

Intermediate Care Facilities for the Developmentally Disabled Habilitative

Intermediate Care Facilities for the Developmentally Disabled Nursing

Nurseries for the full-time care of children under the age of six, but not including "infants" as defined in Section 202

Residential Care Facilities for the Elderly

Small Family Homes and Residential Care Facilities for the Chronically Ill

Exception: Group Homes licensed by the Department of Social Services which provide nonmedical board, room and care for six or fewer ambulatory children or children two years of age or younger, and which do not have any nonambulatory clients shall not be subject to regulations found in Section Appendix Chapter 4, Section 425.

Pursuant to Health and Safety Code Section 13143 with respect to these exempted facilities, no city, county, or public district shall adopt or enforce any requirement for the prevention of fire or for the protection of life and property against fire and panic unless the requirement would be applicable to a structure regardless of the special occupancy. Nothing shall restrict the application of state or local housing standards to such facilities if the standards are applicable to residential occupancies and are not based on the use of the structure as a facility for ambulatory children. For the purpose of this exception, ambulatory children does not include relatives of the licensee or the licensee's spouse.

Residential Group R-4. This occupancy shall include buildings, structures or portions thereof for more than six ambulatory clients, excluding staff, who reside on a 24-hour basis in a supervised residential environment and receive custodial care. The persons receiving care are capable of self-preservation. This group shall include, but not be limited to, the following:

This occupancy classification may include a maximum six nonambulatory or bedridden clients (see Appendix Chapter 4, Section 425, Special Provisions For Licensed 24-Hour Care Facilities in a Group R-2.1, R-3.1, or R-4 Occupancy). Group R-4 occupancies shall include the following:

Assisted living facilities such as:

Residential care facilities

Residential Care Facilities for the Elderly (RCFE's)

Adult Residential Facilities

Congregate Living Health facilities

Group homes

Social rehabilitation facilities such as:

Halfway houses

Community Correctional Centers

DEFINITIONS

Community Correction Reentry Centers
Community Treatment Programs
Work Furlough Programs
Alcoholism or drug abuse recovery or treatment facilities

Group R-4 occupancies shall meet the requirements for construction as defined for Group R-3, except as otherwise provided for in the *California Building Code*.

[B] Storage Group S. Storage Group S occupancy includes, among others, the use of a building or structure, or a portion thereof, for storage that is not classified as a hazardous occupancy.

Moderate-hazard storage, Group S-1. Buildings occupied for storage uses that are not classified as Group S-2, including, but not limited to, storage of the following:

- Aerosols, Levels 2 and 3
- Aircraft hangar (storage and repair)
- Bags: cloth, burlap and paper
- Bamboos and rattan
- Baskets
- Belting: canvas and leather
- Books and paper in rolls or packs
- Boots and shoes
- Buttons, including cloth covered, pearl or bone
- Cardboard and cardboard boxes
- Clothing, woolen wearing apparel
- Cordage
- Dry boat storage (indoor)
- Furniture
- Furs
- Glues, mucilage, pastes and size
- Grains
- Horns and combs, other than celluloid
- Leather
- Linoleum
- Lumber
- Motor vehicle repair garages complying with the maximum allowable quantities of hazardous materials listed in Table 5003.1.1(1) (see Section 406.8 of the *California Building Code*)
- Photo engravings
- Resilient flooring
- Silks
- Soaps
- Sugar
- Tires, bulk storage of
- Tobacco, cigars, cigarettes and snuff
- Upholstery and mattresses
- Wax candles

Low-hazard storage, Group S-2. Includes, among others, buildings used for the storage of noncombustible materials such as products on wood pallets or in paper cartons with or without single thickness divisions; or in paper wrappings. Such products are permitted to have a negligible amount of plastic trim, such as knobs, handles or film wrapping. Storage uses shall include, but not be limited to, storage of the following:

- Asbestos
- Beverages up to and including 16-percent alcohol in metal, glass or ceramic containers
- Cement in bags
- Chalk and crayons
- Dairy products in nonwaxed coated paper containers
- Dry cell batteries
- Electrical coils
- Electrical motors
- Empty cans
- Food products
- Foods in noncombustible containers
- Fresh fruits and vegetables in nonplastic trays or containers
- Frozen foods
- Glass
- Glass bottles, empty or filled with noncombustible liquids
- Gypsum board
- Inert pigments
- Ivory
- Meats
- Metal cabinets
- Metal desks with plastic tops and trim
- Metal parts
- Metals
- Mirrors
- Oil-filled and other types of distribution transformers
- Parking garages, open or enclosed
- Porcelain and pottery
- Stoves
- Talc and soapstones
- Washers and dryers

[B] Miscellaneous Group U. Buildings and structures of an accessory character and miscellaneous structures not classified in any specific occupancy shall be constructed, equipped and maintained to conform to the requirements of this code commensurate with the fire and life hazard incidental to their occupancy. Group U shall include, but not be limited to, the following:

- Agricultural buildings
- Aircraft hangar, accessory to a one- or two-family residence (see Section 412.5 of the *California Building Code*)
- Barns
- Carports
- Fences more than 6 feet (1829 mm) high
- Grain silos, accessory to a residential occupancy
- Greenhouses
- Livestock shelters
- Private garages
- Retaining walls
- Sheds
- Stables
- Tanks
- Towers

[B] OCCUPANT LOAD. The number of persons for which the means of egress of a building or portion thereof is designed.

OPEN BURNING. The burning of materials wherein products of combustion are emitted directly into the ambient air without passing through a stack or chimney from an enclosed chamber. Open burning does not include road flares, smudgepots and similar devices associated with safety or occupational uses typically considered open flames, recreational fires or use of portable outdoor fireplaces. For the purpose of this definition, a chamber shall be regarded as enclosed when, during the time combustion occurs, only apertures, ducts, stacks, flues or chimneys necessary to provide combustion air and permit the escape of exhaust gas are open.

[B] **OPEN MALL.** See “Covered mall building.”

[B] **OPEN MALL BUILDING.** See “Covered mall building.”

[B] **OPEN PARKING GARAGE.** A structure or portion of a structure with the openings as described in Section 406.5.2 of the *California Building Code* on two or more sides that is used for the parking or storage of private motor vehicles as described in Section 406.5 of the *California Building Code*.

OPEN SYSTEM. The use of a solid or liquid hazardous material involving a vessel or system that is continuously open to the atmosphere during normal operations and where vapors are liberated, or the product is exposed to the atmosphere during normal operations. Examples of open systems for solids and liquids include dispensing from or into open beakers or containers, dip tank and plating tank operations.

OPERATING BUILDING. A building occupied in conjunction with the manufacture, transportation or use of explosive materials. Operating buildings are separated from one another with the use of intraplant or intraline distances.

OPERATING LINE. A group of buildings, facilities or workstations so arranged as to permit performance of the steps in the manufacture of an explosive or in the loading, assembly, modification and maintenance of ammunition or devices containing explosive materials.

OPERATING PRESSURE. The pressure at which a system operates.

ORGANIC COATING. A liquid mixture of binders such as alkyd, nitrocellulose, acrylic or oil, and flammable and combustible solvents such as hydrocarbon, ester, ketone or alcohol, which, when spread in a thin film, convert to a durable protective and decorative finish.

ORGANIC PEROXIDE. An organic compound that contains the bivalent -O-O- structure and which may be considered to be a structural derivative of hydrogen peroxide where one or both of the hydrogen atoms have been replaced by an organic radical. Organic peroxides can present an explosion hazard (detonation or deflagration) or they can be shock sensitive. They can also decompose into various unstable compounds over an extended period of time.

Class I. Describes those formulations that are capable of deflagration but not detonation.

Class II. Describes those formulations that burn very rapidly and that pose a moderate reactivity hazard.

Class III. Describes those formulations that burn rapidly and that pose a moderate reactivity hazard.

Class IV. Describes those formulations that burn in the same manner as ordinary combustibles and that pose a minimal reactivity hazard.

Class V. Describes those formulations that burn with less intensity than ordinary combustibles or do not sustain combustion and that pose no reactivity hazard.

Unclassified detonable. Organic peroxides that are capable of detonation. These peroxides pose an extremely high-explosion hazard through rapid explosive decomposition.

OUTDOOR CONTROL AREA. An outdoor area that contains hazardous materials in amounts not exceeding the maximum allowable quantities of Table 5003.1.1(3) or Table 5003.1.1(4).

[B] **OUTPATIENT CLINIC.** See “Clinic-outpatient.”

OVERCROWDING. A condition that exists when either there are more people in a building, structure or portion thereof than have been authorized or posted by the fire code official, or when the fire code official determines that a threat exists to the safety of the occupants due to persons sitting and/or standing in locations that may obstruct or impede the use of aisles, passages, corridors, stairways, exits or other components of the means of egress.

[A] **OWNER.** A corporation, firm, partnership, association, organization and any other group acting as a unit, or a person who has legal title to any structure or premises with or without accompanying actual possession thereof, and shall include the duly authorized agent or attorney, a purchaser, devisee, fiduciary and any person having a vested or contingent interest in the premises in question.

OXIDIZER. A material that readily yields oxygen or other oxidizing gas, or that readily reacts to promote or initiate combustion of combustible materials and, if heated or contaminated, can result in vigorous self-sustained decomposition.

Class 4. An oxidizer that can undergo an explosive reaction due to contamination or exposure to thermal or physical shock and that causes a severe increase in the burning rate of combustible materials with which it comes into contact. Additionally, the oxidizer causes a severe increase in the burning rate and can cause spontaneous ignition of combustibles.

Class 3. An oxidizer that causes a severe increase in the burning rate of combustible materials with which it comes in contact.

Class 2. An oxidizer that will cause a moderate increase in the burning rate of combustible materials with which it comes in contact.

Class 1. An oxidizer that does not moderately increase the burning rate of combustible materials.

OXIDIZING CRYOGENIC FLUID. An oxidizing gas in the cryogenic state.

OXIDIZING GAS. A gas that can support and accelerate combustion of other materials more than air does.

DEFINITIONS

OZONE-GAS GENERATOR. Equipment which causes the production of ozone.

[B] PANIC HARDWARE. A door-latching assembly incorporating a device that releases the latch upon the application of a force in the direction of egress travel. See also "Fire Exit Hardware."

PASS-THROUGH. An enclosure installed in a wall with a door on each side that allows chemicals, HPM, equipment, and parts to be transferred from one side of the wall to the other.

[B] PENTHOUSE. An enclosed, unoccupied rooftop structure used for sheltering mechanical and electrical equipment, tanks, elevators and related machinery, and vertical shaft openings.

PERMANENT PORTABLE BUILDING. *A portable building that is used to serve or house students and is certified as a permanent building on a new public school campus by the public school administration shall comply with the requirements of new campus buildings.*

PERMISSIBLE EXPOSURE LIMIT (PEL). The maximum permitted 8-hour time-weighted-average concentration of an air-borne contaminant. The exposure limits to be utilized are those published in DOL 29 CFR Part 1910.1000. The Recommended Exposure Limit (REL) concentrations published by the U.S. National Institute for Occupational Safety and Health (NIOSH), Threshold Limit Value-Time Weighted Average (TLV-TWA) concentrations published by the American Conference of Governmental Industrial Hygienists (ACGIH), Workplace Environmental Exposure Level (WEEL) Guides published by the American Industrial Hygiene Association (AIHA), and other approved, consistent measures are allowed as surrogates for hazardous substances not listed in DOL 29 CFR Part 1910.1000.

[A] PERMIT. An official document or certificate issued by the authority having jurisdiction which authorizes performance of a specified activity.

[A] PERSON. An individual, heirs, executors, administrators or assigns, and also includes a firm, partnership or corporation, its or their successors or assigns, or the agent of any of the aforesaid.

PESTICIDE. A substance or mixture of substances, including fungicides, intended for preventing, destroying, repelling or mitigating pests and substances or a mixture of substances intended for use as a plant regulator, defoliant or desiccant. Products defined as drugs in the Federal Food, Drug and Cosmetic Act are not pesticides.

[B] PHOTOLUMINESCENT. Having the property of emitting light that continues for a length of time after excitation by visible or invisible light has been removed.

PHYSICAL HAZARD. A chemical for which there is evidence that it is a combustible liquid, cryogenic fluid, explosive, flammable (solid, liquid or gas), organic peroxide (solid or liquid), oxidizer (solid or liquid), oxidizing gas, pyrophoric (solid, liquid or gas), unstable (reactive) material (solid, liquid or gas) or water-reactive material (solid or liquid).

PHYSIOLOGICAL WARNING THRESHOLD. A concentration of air-borne contaminants, normally expressed in parts per million (ppm) or milligrams per cubic meter (mg/m³), that represents the concentration at which persons can sense the presence of the contaminant due to odor, irritation or other quick-acting physiological responses. When used in conjunction with the permissible exposure limit (PEL), the physiological warning threshold levels are those consistent with the classification system used to establish the PEL. See the definition of "Permissible exposure limit (PEL)."

PIER. A structure built over the water, supported by pillars or piles, and used as a landing place, pleasure pavilion or similar purpose.

[B] PLACE OF RELIGIOUS WORSHIP. See "Religious Worship, Place of."

PLOSOPHORIC MATERIAL. Two or more unmixed, commercially manufactured, prepackaged chemical substances including oxidizers, flammable liquids or solids, or similar substances that are not independently classified as explosives but which, when mixed or combined, form an explosive that is intended for blasting.

PLYWOOD AND VENEER MILLS. Facilities where raw wood products are processed into finished wood products, including waferboard, oriented strandboard, fiberboard, composite wood panels and plywood.

PORTABLE OUTDOOR FIREPLACE. A portable, outdoor, solid-fuel-burning fireplace that may be constructed of steel, concrete, clay or other noncombustible material. A portable outdoor fireplace may be open in design, or may be equipped with a small hearth opening and a short chimney or chimney opening in the top.

POWERED INDUSTRIAL TRUCK. A forklift, tractor, platform lift truck or motorized hand truck powered by an electrical motor or internal combustion engine. Powered industrial trucks do not include farm vehicles or automotive vehicles for highway use.

PRESSURE VESSEL. A closed vessel designed to operate at pressures above 15 psig (103 kPa).

PRIMARY CONTAINMENT. The first level of containment, consisting of the inside portion of that container which comes into immediate contact on its inner surface with the material being contained.

PROCESS TRANSFER. The transfer of flammable or combustible liquids between tank vehicles or tank cars and process operations. Process operations may include containers, tanks, piping and equipment.

PROPELLANT. The liquefied or compressed gas in an aerosol container that expels the contents from an aerosol container when the valve is actuated. A propellant is considered flammable if it forms a flammable mixture with air, or if a flame is self-propagating in a mixture with air.

PROTECTIVE SOCIAL CARE FACILITY. *A facility housing persons, who are referred, placed or caused to be placed in the facility, by any governmental agency and for whom the services, or a portion thereof, are paid for by any governmental agency. These occupancies shall include, but are not lim-*

ited to, those commonly referred to as “assisted living facilities,” “social rehabilitation facilities,” “certified family care homes,” “out-of-home placement facilities,” and “half-way houses.”

PROXIMATE AUDIENCE. An audience closer to pyrotechnic devices than allowed by NFPA 1123.

[B] PSYCHIATRIC HOSPITALS. See “Hospitals.”

PUBLIC TRAFFIC ROUTE (PTR). Any public street, road, highway, navigable stream or passenger railroad that is used for through traffic by the general public.

[B] PUBLIC WAY. A street, alley or other parcel of land open to the outside air leading to a street, that has been deeded, dedicated or otherwise permanently appropriated to the public for public use and which has a clear width and height of not less than 10 feet (3048 mm).

PYROPHORIC. A chemical with an autoignition temperature in air, at or below a temperature of 130°F (54°C).

PYROTECHNIC ARTICLE. A pyrotechnic device for use in the entertainment industry, which is not classified as fireworks.

PYROTECHNIC COMPOSITION. A chemical mixture that produces visible light displays or sounds through a self-propagating, heat-releasing chemical reaction which is initiated by ignition.

PYROTECHNIC SPECIAL EFFECT. A visible or audible effect for entertainment created through the use of pyrotechnic materials and devices.

PYROTECHNIC SPECIAL-EFFECT MATERIAL. A chemical mixture used in the entertainment industry to produce visible or audible effects by combustion, deflagration or detonation. Such a chemical mixture predominantly consists of solids capable of producing a controlled, self-sustaining and self-contained exothermic chemical reaction that results in heat, gas sound, light or a combination of these effects. The chemical reaction functions without external oxygen.

PYROTECHNICS. Controlled exothermic chemical reactions timed to create the effects of heat, hot gas, sound, dispersion of aerosols, emission of visible light or a combination of such effects to achieve the maximum effect from the least volume of pyrotechnic composition.

QUANTITY-DISTANCE (Q-D). The quantity of explosive material and separation distance relationships providing protection. These relationships are based on levels of risk considered acceptable for the stipulated exposures and are tabulated in the appropriate Q-D tables. The separation distances specified afford less than absolute safety:

Inhabited building distance (IBD). The minimum separation distance between an operating building or magazine containing explosive materials and an inhabited building or site boundary.

Intermagazine distance (IMD). The minimum separation distance between magazines.

Intraline distance (ILD) or Intraplant distance (IPD). The distance to be maintained between any two operating buildings on an explosives manufacturing site when at

least one contains or is designed to contain explosives, or the distance between a magazine and an operating building.

Minimum separation distance (D_0). The minimum separation distance between adjacent buildings occupied in conjunction with the manufacture, transportation, storage or use of explosive materials where one of the buildings contains explosive materials and the other building does not.

RAILWAY. A steam, electric or other railroad or railway that carries passengers for hire.

[B] RAMP. A walking surface that has a running slope steeper than one unit vertical in 20 units horizontal (5-percent slope).

RAW PRODUCT. A mixture of natural materials such as tree, brush trimmings, or waste logs and stumps.

READY BOX. A weather-resistant container with a self-closing or automatic-closing cover that protects fireworks shells from burning debris. Tarpaulins shall not be considered as ready boxes.

RECORD DRAWINGS. Drawings (“as built”) that document the location of all devices, appliances, wiring, sequences, wiring methods and connections of the components of a fire alarm system as installed.

RECREATIONAL FIRE. An outdoor fire burning materials other than rubbish where the fuel being burned is not contained in an incinerator, outdoor fireplace, portable outdoor fireplace, barbeque grill or barbeque pit and has a total fuel area of 3 feet (914 mm) or less in diameter and 2 feet (610 mm) or less in height for pleasure, religious, ceremonial, cooking, warmth or similar purposes.

REDUCED FLOW VALVE. A valve equipped with a restricted flow orifice and inserted into a compressed gas cylinder, portable tank or stationary tank that is designed to reduce the maximum flow from the valve under full-flow conditions. The maximum flow rate from the valve is determined with the valve allowed to flow to atmosphere with no other piping or fittings attached.

REFINERY. A plant in which flammable or combustible liquids are produced on a commercial scale from crude petroleum, natural gasoline or other hydrocarbon sources.

REFRIGERANT. The fluid used for heat transfer in a refrigeration system; the refrigerant absorbs heat and transfers it at a higher temperature and a higher pressure, usually with a change of state.

[M] REFRIGERATING (REFRIGERATION) SYSTEM. A combination of interconnected refrigerant-containing parts constituting one closed refrigerant circuit in which a refrigerant is circulated for the purpose of extracting heat.

[A] REGISTERED DESIGN PROFESSIONAL. An architect or engineer, registered or licensed to practice professional architecture or engineering, as defined by the statutory requirements of the professional registration laws of the state in which the project is to be constructed.

DEFINITIONS

[B] RELIGIOUS WORSHIP, PLACE OF. A building or portion thereof intended for the performance of religious services.

RELOCATABLE BUILDING (PUBLIC SCHOOL). Any building with an integral floor structure which is capable of being readily moved. (See Education Code Section 17350.) Relocatable buildings that are to be placed on substandard foundations not complying with the requirements of Part 2, Title 24, C.C.R., require a statement from the school district stating that the durability requirements for those foundations may be waived and acknowledging the temporary nature of the foundations.

REMOTE EMERGENCY SHUTOFF DEVICE. The combination of an operator-carried signaling device and a mechanism on the tank vehicle. Activation of the remote emergency shutoff device sends a signal to the tanker-mounted mechanism and causes fuel flow to cease.

REMOTE SOLVENT RESERVOIR. A liquid solvent container enclosed against evaporative losses to the atmosphere during periods when the container is not being utilized, except for a solvent return opening not larger than 16 square inches (10 322 mm²). Such return allows pump-cycled used solvent to drain back into the reservoir from a separate solvent sink or work area.

REMOTELY LOCATED, MANUALLY ACTIVATED SHUTDOWN CONTROL. A control system that is designed to initiate shutdown of the flow of gases or liquids that is manually activated from a point located some distance from the delivery system.

REPAIR GARAGE. A building, structure or portion thereof used for servicing or repairing motor vehicles.

RESIDENTIAL CARE FACILITY FOR THE CHRONICALLY ILL (RCF/CI). As termed, means a housing arrangement with a maximum capacity of 25 residents that provides a range of services to residents who have chronic, life-threatening illnesses.

RESIDENTIAL CARE FACILITY FOR THE ELDERLY (RCFE). As defined in Health and Safety Code Section §1569.2, shall mean a facility with a housing arrangement chosen voluntarily by persons 60 years of age or over, or their authorized representative, where varying levels and intensities of care and supervision, protective supervision or personal care are provided, based on their varying needs, as determined in order to be admitted and to remain in the facility. Persons under 60 years of age with compatible needs, as determined by the Department of Social Services in regulations, may be allowed to be admitted or retained in a residential-care facility for the elderly.

Pursuant to Health and Safety Code Section §13133, regulations of the state fire marshal pertaining to Group R, Division 2 Occupancies classified as Residential Facilities (RF) and Residential-care Facilities for the Elderly (RCFE) shall apply uniformly throughout the state and no city, county, city and county, including a charter city or charter county, or fire protection district shall adopt or enforce any ordinance or local rule or regulation relating to fire and panic safety which is in consistent with these regulations. A city, county,

city and county, including a charter city or charter county may pursuant to Health and Safety Code Section §13143.5, or a fire protection district may pursuant to Health and Safety Code Section §13869.7, adopt standards more stringent than those adopted by the state fire marshal that are reasonably necessary to accommodate local climate, geological, or topographical conditions relating to roof coverings for Residential-care Facilities for the Elderly.

RESIDENTIAL FACILITY (RF). As defined in Section §1502 of the Health and Safety Code, shall mean any family home, group care facility, or similar facility determined by the director of Social Services, for 24-hour nonmedical care of persons in need of personal services, supervision, or assistance essential for sustaining the activities of daily living or for the protection of the individual. Such facilities include small family homes and social rehabilitation facilities.

Pursuant to Health and Safety Code Section §13133, regulations of the state fire marshal pertaining to Group R, Division 2 Occupancies classified as Residential Facilities (RF) and Residential-care Facilities for the Elderly (RCFE) shall apply uniformly throughout the state and no city, county, city and county, including a charter city or charter county, or fire protection district shall adopt or enforce any ordinance or local rule or regulation relating to fire and panic safety which is in consistent with these regulations. A city, county, city and county, including a charter city or charter county may pursuant to Health and Safety Code Section §13143.5, or a fire protection district may pursuant to Health and Safety Code Section §13869.7, adopt standards more stringent than those adopted by the state fire marshal that are reasonably necessary to accommodate local climate, geological, or topographical conditions relating to roof coverings for Residential-care Facilities for the Elderly.

RESIN APPLICATION AREA. An area where reinforced plastics are used to manufacture products by hand lay-up or spray-fabrication methods.

RESPONSIBLE PERSON. A person trained in the safety and fire safety considerations concerned with hot work. Responsible for reviewing the sites prior to issuing permits as part of the hot work permit program and following up as the job progresses.

RETAIL DISPLAY AREA. The area of a Group M occupancy open for the purpose of viewing or purchasing merchandise offered for sale. Individuals in such establishments are free to circulate among the items offered for sale which are typically displayed on shelves, racks or the floor.

RESTRAINT. [SFM]. The physical retention of a person within a room, cell or cell block, holding cells, temporary holding cell, rooms or area, holding facility, secure interview rooms, courthouse holding facilities, courtroom docks, or similar buildings or portions thereof by any means, or within the exterior walls of a building by means of locked doors inoperable by the person restrained. Restraint shall also mean the physical binding, strapping or similar restriction of any person in a chair, walker, bed or other contrivance for the purpose of deliberately restricting the free movement of ambulatory persons.

Restraint shall not be construed to include nonambulatory persons nor shall it include the use of bandage material, strip sheeting or other fabrics or materials (soft ties) used to restrain persons in hospital-type beds or wheelchairs to prevent injury, provided an approved method of quick release is maintained.

Facilities employing the use of soft ties, however, shall be classified as a building used to house nonambulatory persons. Restraint shall not be practiced in licensed facilities classified as Group R-2.1, R-3.1 and R-4 occupancies unless constructed as a Group I-3 occupancy. For Group I-3 Occupancies see California Building Code Section 408.1.1.

ROLL COATING. The process of coating, spreading and impregnating fabrics, paper or other materials as they are passed directly through a tank or trough containing flammable or combustible liquids, or over the surface of a roller revolving partially submerged in a flammable or combustible liquid.

RUBBISH (TRASH). Combustible and noncombustible waste materials, including residue from the burning of coal, wood, coke or other combustible material, paper, rags, cartons, tin cans, metals, mineral matter, glass crockery, dust and discarded refrigerators, and heating, cooking or incinerator-type appliances.

SAFETY CAN. An approved container of not more than 5-gallon (19 L) capacity having a spring-closing lid and spout cover so designed that it will relieve internal pressure when subjected to fire exposure.

[B] SCISSOR STAIR. Two interlocking stairways providing two separate paths of egress located within one stairwell enclosure.

SECONDARY CONTAINMENT. That level of containment that is external to and separate from primary containment.

SECURE INTERVIEW ROOM. *A lockable room used to hold and interview detainees for further processing.*

SEED COTTON. See "Cotton."

SEGREGATED. Storage in the same room or inside area, but physically separated by distance from incompatible materials.

[B] SELF-CLOSING. As applied to a fire door or other opening, means equipped with an approved device that will ensure closing after having been opened.

[B] SELF-LUMINOUS. Illuminated by a self-contained power source, other than batteries, and operated independently of external power sources.

[B] SELF-PRESERVATION, INCAPABLE OF. See "Incapable of Self-Preservation."

SELF-SERVICE MOTOR FUEL-DISPENSING FACILITY. That portion of motor fuel-dispensing facility where liquid motor fuels are dispensed from fixed approved dispensing equipment into the fuel tanks of motor vehicles by persons other than a motor fuel-dispensing facility attendant.

SEMICONDUCTOR FABRICATION FACILITY. A building or a portion of a building in which electrical circuits

or devices are created on solid crystalline substances having electrical conductivity greater than insulators but less than conductors. These circuits or devices are commonly known as semiconductors.

SERVICE CORRIDOR. A fully enclosed passage used for transporting HPM and purposes other than required means of egress.

SHELF STORAGE. Storage on shelves less than 30 inches (762 mm) deep with the distance between shelves not exceeding 3 feet (914 mm) vertically. For other shelving arrangements, see the requirements for rack storage.

SINGLE-STATION SMOKE ALARM. An assembly incorporating the detector, the control equipment and the alarm-sounding device in one unit, operated from a power supply either in the unit or obtained at the point of installation.

[B] SITE. A parcel of land bounded by a lot line or a designated portion of a public right-of-way.

SITE-FABRICATED STRETCH SYSTEM. A system, fabricated on site and intended for acoustical, tackable or aesthetic purposes, that is comprised of three elements:

1. A frame constructed of plastic, wood, metal or other material used to hold fabric in place;
2. A core material (infill, with the correct properties for the application); and
3. An outside layer, comprised of a textile, fabric or vinyl, that is stretched taut and held in place by tension or mechanical fasteners via the frame.

[B] SLEEPING UNIT. A room or space in which people sleep, which can also include permanent provisions for living, eating, and either sanitation or kitchen facilities but not both. Such rooms and spaces that are also part of a dwelling unit are not sleeping units.

SMALL ARMS AMMUNITION. A shotgun, rifle or pistol cartridge and any cartridge for propellant-actuated devices. This definition does not include military ammunition containing bursting charges or incendiary, trace, spotting or pyrotechnic projectiles.

SMALL ARMS PRIMERS. Small percussion-sensitive explosive charges, encased in a cap, used to ignite propellant powder.

SMOKE ALARM. A single- or multiple-station alarm responsive to smoke. See also "Single-station Smoke Alarm" and "Multiple-Station Smoke Alarm."

[B] SMOKE BARRIER. A continuous membrane, either vertical or horizontal, such as a wall, floor, or ceiling assembly, that is designed and constructed to restrict the movement of smoke.

[B] SMOKE COMPARTMENT. A space within a building enclosed by smoke barriers on all sides, including the top and bottom.

[B] SMOKE DAMPER. A listed device installed in ducts and air transfer openings designed to resist the passage of smoke. The device is installed to operate automatically, con-

DEFINITIONS

trolled by a smoke detection system, and where required, is capable of being positioned from a fire command center.

SMOKE DETECTOR. A listed device that senses visible or invisible particles of combustion.

[B] SMOKE-DEVELOPED INDEX. A comparative measure, expressed as a dimensionless number, derived from measurements of smoke obscuration versus time for a material tested in accordance with ASTM E 84.

[B] SMOKE-PROTECTED ASSEMBLY SEATING. Seating served by means of egress that is not subject to smoke accumulation within or under a structure.

SMOKELESS PROPELLANTS. Solid propellants, commonly referred to as smokeless powders, used in small arms ammunition, cannons, rockets, propellant-actuated devices and similar articles.

[B] SMOKEPROOF ENCLOSURE. An exit stairway designed and constructed so that the movement of the products of combustion produced by a fire occurring in any part of the building into the enclosure is limited.

SOLID. A material that has a melting point and decomposes or sublimates at a temperature greater than 68°F (20°C).

SOLID SHELVING. Shelving that is solid, slatted or of other construction located in racks and which obstructs sprinkler discharge down into the racks.

SOLVENT DISTILLATION UNIT. An appliance that receives contaminated flammable or combustible liquids and which distills the contents to remove contaminants and recover the solvents.

SOLVENT OR LIQUID CLASSIFICATIONS. A method for classifying solvents or liquids according to the following classes:

Class I solvents. Liquids having a flash point below 100°F (38°C).

Class II solvents. Liquids having a flash point at or above 100°F (38°C) and below 140°F (60°C).

Class IIIA solvents. Liquids having a flash point at or above 140°F (60°C) and below 200°F (93°C).

Class IIIB solvents. Liquids having a flash point at or above 200°F (93°C).

Class IV solvents. Liquids classified as nonflammable.

SPECIAL AMUSEMENT BUILDING. A building that is temporary, permanent or mobile that contains a device or system that conveys passengers or provides a walkway along, around or over a course in any direction as a form of amusement arranged so that the egress path is not readily apparent due to visual or audio distractions or an intentionally confounded egress path, or is not readily available because of the mode of conveyance through the building or structure.

SPECIAL INDUSTRIAL EXPLOSIVE DEVICE. An explosive power pack containing an explosive charge in the form of a cartridge or construction device. The term includes but is not limited to explosive rivets, explosive bolts, explosive charges for driving pins or studs, cartridges for explosive-actuated power tools and charges of explosives used in

automotive air bag inflators, jet tapping of open hearth furnaces and jet perforation of oil well casings.

SPRAY BOOTH. A mechanically ventilated appliance of varying dimensions and construction provided to enclose or accommodate a spraying operation and to confine and limit the escape of spray vapor and residue and to exhaust it safely.

SPRAY ROOM. A room designed to accommodate spraying operations, constructed in accordance with the *California Building Code* and separated from the remainder of the building by a minimum 1-hour fire barrier.

SPRAYING SPACE. An area in which dangerous quantities of flammable vapors or combustible residues, dusts or deposits are present due to the operation of spraying processes. The fire code official is authorized to define the limits of the spraying space in any specific case.

[B] STAIR. A change in elevation, consisting of one or more risers.

[B] STAIRWAY. One or more flights of stairs, either exterior or interior, with the necessary landings and platforms connecting them, to form a continuous and uninterrupted passage from one level to another.

[B] STAIRWAY, EXIT ACCESS. See "Exit access stairway."

[B] STAIRWAY, EXTERIOR. A stairway that is open on at least one side, except for required structural columns, beams, handrails and guards. The adjoining open areas shall be either yards, courts or public ways. The other sides of the exterior stairway need not be open.

[B] STAIRWAY, INTERIOR. A stairway not meeting the definition of an exterior stairway.

[B] STAIRWAY, INTERIOR EXIT. See "Interior Exit Stairway."

[B] STAIRWAY, SPIRAL. A stairway having a closed circular form in its plan view with uniform section-shaped treads attached to and radiating from a minimum-diameter supporting column.

STANDPIPE SYSTEM, CLASSES OF. Standpipe system classes are as follows:

Class I system. A system providing 2½-inch (64 mm) hose connections to supply water for use by fire departments and those trained in handling heavy fire streams.

Class II system. A system providing 1½-inch (38 mm) hose stations to supply water for use primarily by the building occupants or by the fire department during initial response.

Class III system. A system providing 1½-inch (38 mm) hose stations to supply water for use by building occupants and 2½-inch (64 mm) hose connections to supply a larger volume of water for use by fire departments and those trained in handling heavy fire streams.

STANDPIPE, TYPES OF. Standpipe types are as follows:

Automatic dry. A dry standpipe system, normally filled with pressurized air, that is arranged through the use of a device, such as a dry pipe valve, to admit water into the system piping automatically upon the opening of a hose

valve. The water supply for an automatic dry standpipe system shall be capable of supplying the system demand.

Automatic wet. A wet standpipe system that has a water supply that is capable of supplying the system demand automatically.

Manual dry. A dry standpipe system that does not have a permanent water supply attached to the system. Manual dry standpipe systems require water from a fire department pumper to be pumped into the system through the fire department connection in order to supply the system demand.

Manual wet. A wet standpipe system connected to a water supply for the purpose of maintaining water within the system but which does not have a water supply capable of delivering the system demand attached to the system. Manual wet standpipe systems require water from a fire department pumper (or the like) to be pumped into the system in order to supply the system demand.

Semiautomatic dry. A dry standpipe system that is arranged through the use of a device, such as a deluge valve, to admit water into the system piping upon activation of a remote control device located at a hose connection. A remote control activation device shall be provided at each hose connection. The water supply for a semiautomatic dry standpipe system shall be capable of supplying the system demand.

STATE-OWNED/LEASED BUILDING. *A building or portion of a building that is owned, leased or rented by the state. State-leased buildings shall include all required exits to a public way serving such leased area or space. Portions of state-leased buildings that are not leased or rented by the state shall not be included within the scope of this section unless such portions present an exposure hazard to the state-leased area or space.*

STATIC PILES. Piles in which processed wood product is mounded and is not being turned or moved.

STEEL. Hot- or cold-rolled as defined by the *California Building Code*.

STORAGE, HAZARDOUS MATERIALS. The keeping, retention or leaving of hazardous materials in closed containers, tanks, cylinders, or similar vessels; or vessels supplying operations through closed connections to the vessel.

[B] STORY. That portion of a building included between the upper surface of a floor and the upper surface of the floor or roof next above (also see “Mezzanine” and Section 502.1 of the *California Building Code*). It is measured as the vertical distance from top to top of two successive tiers of beams or finished floor surfaces and, for the topmost story, from the top of the floor finish to the top of the ceiling joists or, where there is not a ceiling, to the top of the roof rafters.

[B] STORY ABOVE GRADE PLANE. Any story having its finished floor surface entirely above grade plane, or in which the finished surface of the floor next above is:

1. More than 6 feet (1829 mm) above grade plane; or
2. More than 12 feet (3658 mm) above the finished ground level at any point.

SUPERVISING STATION. A facility that receives signals and at which personnel are in attendance at all times to respond to these signals.

SUPERVISORY SERVICE. The service required to monitor performance of guard tours and the operative condition of fixed suppression systems or other systems for the protection of life and property.

SUPERVISORY SIGNAL. A signal indicating the need of action in connection with the supervision of guard tours, the fire suppression systems or equipment, or the maintenance features of related systems.

SUPERVISORY SIGNAL-INITIATING DEVICE. An initiating device such as a valve supervisory switch, water level indicator, or low-air pressure switch on a dry-pipe sprinkler system whose change of state signals an off-normal condition and its restoration to normal of a fire protection or life safety system; or a need for action in connection with guard tours, fire suppression systems or equipment, or maintenance features of related systems.

SYSTEM. An assembly of equipment consisting of a tank, container or containers, appurtenances, pumps, compressors and connecting piping.

TANK. A vessel containing more than 60 gallons (227 L).

TANK, ATMOSPHERIC. A storage tank designed to operate at pressures from atmospheric through 1.0 pound per square inch gauge (760 mm Hg through 812 mm Hg) measured at the top of the tank.

TANK, PORTABLE. A packaging of more than 60-gallon (227 L) capacity and designed primarily to be loaded into or on or temporarily attached to a transport vehicle or ship and equipped with skids, mountings or accessories to facilitate handling of the tank by mechanical means. It does not include any cylinder having less than a 1,000-pound (454 kg) water capacity, cargo tank, tank car tank or trailers carrying cylinders of more than 1,000-pound (454 kg) water capacity.

TANK, PRIMARY. A listed atmospheric tank used to store liquid. See “Primary containment.”

TANK, PROTECTED ABOVE GROUND. A tank listed in accordance with UL 2085 consisting of a primary tank provided with protection from physical damage and fire-resistive protection from a high-intensity liquid pool fire exposure. The tank may provide protection elements as a unit or may be an assembly of components, or a combination thereof.

TANK, STATIONARY. Packaging designed primarily for stationary installations not intended for loading, unloading or attachment to a transport vehicle as part of its normal operation in the process of use. It does not include cylinders having less than a 1,000-pound (454 kg) water capacity.

TANK VEHICLE. A vehicle other than a railroad tank car or boat, with a cargo tank mounted thereon or built as an integral part thereof, used for the transportation of flammable or combustible liquids, LP-gas or hazardous chemicals. Tank vehicles include self-propelled vehicles and full trailers and semitrailers, with or without motive power, and carrying part or all of the load.

DEFINITIONS

TEMPORARY HOLDING CELL, ROOM or AREA [CSA and SFM]. Temporary Holding cell, room or area shall mean a room for temporary holding of inmates, detainees, or in-custody individuals for less than 24 hours.

TEMPORARY HOLDING FACILITY [SFM]. A building or portion of a building, operated by law enforcement personnel, with one or more temporary holding cells or rooms.

TENABLE ENVIRONMENT [SFM]. Tenable environment shall mean an environment in which the products of combustion, toxic gases, smoke and heat are limited or otherwise restricted to maintain the impact on occupants to a level that is not life threatening.

TENT. A structure, enclosure or shelter, with or without sidewalls or drops, constructed of fabric or pliable material supported by any manner except by air or the contents that it protects.

[Relocated from chapter 31]

[California Code of Regulations, Title 19, Division 1, §310.(a) through (c)] Definitions.

(a) Tent. A shelter, structure or enclosure made of fabric or similar pliable material.

(b) Large tent. A tent designed for use by 10 or more people.

(c) Small tent. A tent designed for use by less than 10 people.

TERMINALLY ILL. As termed for an individual, means the individual has a life expectancy of six months or less as stated in writing by his or her attending physician and surgeon.

THEFT RESISTANT. Construction designed to deter illegal entry into facilities for the storage of explosive materials.

TIMBER AND LUMBER PRODUCTION FACILITIES. Facilities where raw wood products are processed into finished wood products.

TIRES, BULK STORAGE OF. Storage of tires where the area available for storage exceeds 20,000 cubic feet (566 m³).

TOOL. A device, storage container, workstation or process machine used in a fabrication area.

TORCH-APPLIED ROOF SYSTEM. Bituminous roofing systems using membranes that are adhered by heating with a torch and melting asphalt back coating instead of mopping hot asphalt for adhesion.

[B] TOWNHOUSE. A single-family dwelling unit constructed in a group of three or more attached units in which each unit extends from the foundation to roof and with open space on at least two sides.

TOXIC. A chemical falling within any of the following categories:

1. A chemical that has a median lethal dose (LD₅₀) of more than 50 milligrams per kilogram, but not more than 500 milligrams per kilogram of body weight when administered orally to albino rats weighing between 200 and 300 grams each.
2. A chemical that has a median lethal dose (LD₅₀) of more than 200 milligrams per kilogram but not more

than 1,000 milligrams per kilogram of body weight when administered by continuous contact for 24 hours (or less if death occurs within 24 hours) with the bare skin of albino rabbits weighing between 2 and 3 kilograms each.

3. A chemical that has a median lethal concentration (LC₅₀) in air of more than 200 parts per million but not more than 2,000 parts per million by volume of gas or vapor, or more than 2 milligrams per liter but not more than 20 milligrams per liter of mist, fume or dust, when administered by continuous inhalation for 1 hour (or less if death occurs within 1 hour) to albino rats weighing between 200 and 300 grams each.

TRAFFIC CALMING DEVICES. Traffic calming devices are design elements of fire apparatus access roads such as street alignment, installation of barriers, and other physical measures intended to reduce traffic and cut-through volumes, and slow vehicle speeds.

[B] TRANSIENT. Occupancy of a dwelling unit or sleeping unit for not more than 30 days.

[B] TRANSIENT AIRCRAFT. Aircraft based at another location and that is at the transient location for not more than 90 days.

TRANSVERSE FLUE SPACE. See "Flue space—Transverse."

TRASH. See "Rubbish."

TROUBLE SIGNAL. A signal initiated by the fire alarm system or device indicative of a fault in a monitored circuit or component.

TUBE TRAILER. A semitrailer on which a number of tubular gas cylinders have been mounted. A manifold is typically provided that connects the cylinder valves enabling gas to be discharged from one or more tubes or cylinders through a piping and control system.

[B] TWENTY-FOUR HOUR CARE. See "24-hour Care" before the "A" entries.

UNAUTHORIZED DISCHARGE. A release or emission of materials in a manner which does not conform to the provisions of this code or applicable public health and safety regulations.

UNSTABLE (REACTIVE) MATERIAL. A material, other than an explosive, which in the pure state or as commercially produced, will vigorously polymerize, decompose, condense or become self-reactive and undergo other violent chemical changes, including explosion, when exposed to heat, friction or shock, or in the absence of an inhibitor, or in the presence of contaminants, or in contact with incompatible materials. Unstable (reactive) materials are subdivided as follows:

Class 4. Materials that in themselves are readily capable of detonation or explosive decomposition or explosive reaction at normal temperatures and pressures. This class includes materials that are sensitive to mechanical or localized thermal shock at normal temperatures and pressures.

Class 3. Materials that in themselves are capable of detonation or of explosive decomposition or explosive reaction

but which require a strong initiating source or which must be heated under confinement before initiation. This class includes materials that are sensitive to thermal or mechanical shock at elevated temperatures and pressures.

Class 2. Materials that in themselves are normally unstable and readily undergo violent chemical change but do not detonate. This class includes materials that can undergo chemical change with rapid release of energy at normal temperatures and pressures, and that can undergo violent chemical change at elevated temperatures and pressures.

Class 1. Materials that in themselves are normally stable but which can become unstable at elevated temperatures and pressure.

UNWANTED FIRE. A fire not used for cooking, heating or recreational purposes or one not incidental to the normal operations of the property.

USE (MATERIAL). Placing a material into action, including solids, liquids and gases.

VAPOR PRESSURE. The pressure exerted by a volatile fluid as determined in accordance with ASTM D 323.

[M] VENTILATION. The natural or mechanical process of supplying conditioned or unconditioned air to, or removing such air from, any space.

VESSEL. A motorized watercraft, other than a seaplane on the water, used or capable of being used as a means of transportation. Nontransportation vessels, such as houseboats and boathouses, are included in this definition.

VISIBLE ALARM NOTIFICATION APPLIANCE. A notification appliance that alerts by the sense of sight.

WATER-REACTIVE MATERIAL. A material that explodes; violently reacts; produces flammable, toxic or other hazardous gases; or evolves enough heat to cause autoignition or ignition of combustibles upon exposure to water or moisture. Water-reactive materials are subdivided as follows:

Class 3. Materials that react explosively with water without requiring heat or confinement.

Class 2. Materials that react violently with water or have the ability to boil water. Materials that produce flammable, toxic or other hazardous gases, or evolve enough heat to cause autoignition or ignition of combustibles upon exposure to water or moisture.

Class 1. Materials that react with water with some release of energy, but not violently.

WAITING ROOM. [SFM] *Waiting room is a room or area normally provided with seating and used for persons waiting.*

WET-CHEMICAL EXTINGUISHING AGENT. A solution of water and potassium-carbonate-based chemical, potassium-acetate-based chemical or a combination thereof, forming an extinguishing agent.

WET FUELING. See "Mobile Fueling."

WET HOSING. See "Mobile Fueling."

WHARF. A structure or bulkhead constructed of wood, stone, concrete or similar material built at the shore of a harbor, lake or river for vessels to lie alongside of, and to anchor piers or floats.

WILDFIRE RISK AREA. Land that is covered with grass, grain, brush or forest, whether privately or publicly owned, which is so situated or is of such inaccessible location that a fire originating upon it would present an abnormally difficult job of suppression or would result in great or unusual damage through fire or such areas designated by the fire code official.

[B] WINDER. A tread with nonparallel edges.

WINERY CAVES. *A subterranean space for winery facilities in natural or manmade caves shall be in accordance with Section 436 of the California Building Code.*

WIRELESS PROTECTION SYSTEM. A system or a part of a system that can transmit and receive signals without the aid of wire.

WORKSTATION. A defined space or an independent principal piece of equipment using HPM within a fabrication area where a specific function, laboratory procedure or research activity occurs. Approved or listed hazardous materials storage cabinets, flammable liquid storage cabinets or gas cabinets serving a workstation are included as part of the workstation. A workstation is allowed to contain ventilation equipment, fire protection devices, detection devices, electrical devices and other processing and scientific equipment.

[B] YARD. An open space, other than a court, unobstructed from the ground to the sky, except where specifically provided by the *California Building Code*, on the lot on which a building is situated.

ZONE. A defined area within the protected premises. A zone can define an area from which a signal can be received, an area to which a signal can be sent or an area in which a form of control can be executed.

ZONE, NOTIFICATION. An area within a building or facility covered by notification appliances which are activated simultaneously.



CALIFORNIA FIRE CODE – MATRIX ADOPTION TABLE CHAPTER 3 – GENERAL REQUIREMENTS

(Matrix Adoption Tables are non-regulatory, intended only as an aid to the user.
See Chapter 1 for state agency authority and building applications.)

Adopting Agency	BSC	SFM		HCD			DSA		OSHPD				BSCC	DHS	AGR	DWR	CEC	CA	SL	SLC
		T-24	T-19*	1	2	1/AC	AC	SS	1	2	3	4								
Adopt Entire Chapter																				
Adopt Entire Chapter as amended (amended sections listed below)																				
Adopt only those sections that are listed below		X																		
[California Code of Regulations, Title 19, Division 1]			X																	
Chapter / Section																				
301		X																		
[T-19 §3.14]			X																	
[T-19 §3.19 (a-g)]			X																	
304		X																		
[T-19 §3.07(a)]			X																	
[T-19 §3.07(b)]			X																	
[T-19 §3.19 (b)(c)]			X																	
[T-19 §3.25 (a)(b)]			X																	
308.5		X																		
[T-19 §3.32 (a)(b)]			X																	
[T-19 §3.32 (c)]			X																	
[T-19 §3.32 (d)]			X																	
312		X																		
314		X																		
315		X																		
316		X																		
[T-19 §3.05 (b)]			X																	

* The California Code of Regulations (CCR), Title 19, Division 1 provisions that are found in the California Fire Code are a reprint from the current CCR, Title 19, Division 1 text for the code user's convenience only. The scope, applicability and appeals procedures of CCR, Title 19, Division I remain the same.

Part II—General Safety Provisions

CHAPTER 3

GENERAL REQUIREMENTS

SECTION 301 GENERAL

**[California Code of Regulations, Title 19, Division 1, §3.14]
Fire Hazard.**

No person, including but not limited to the State and its political subdivisions, operating any occupancy subject to California Code of Regulations, Title 19, Division 1 regulations shall permit any fire hazard, as defined in this article, to exist on premises under their control, or fail to take immediate action to abate a fire hazard when requested to do so by the enforcing agency.

Note: "Fire Hazard" as used in California Code of Regulations, Title 19, Division 1 regulations means any condition, arrangement, or act which will increase, or may cause an increase of, the hazard or menace of fire to a greater degree

than customarily recognized as normal by persons in the public service of preventing, suppressing or extinguishing fire; or which may obstruct, delay, or hinder, or may become the cause of obstruction, delay or hindrance to the prevention, suppression, or extinguishment of fire.

[California Code of Regulations, Title 19, Division 1, §3.19(a) through (g)] Housekeeping.

Every building or portion of a building governed by California Code of Regulations, Title 19, Division 1 regulations shall be maintained in a neat orderly manner, free from any condition that would create a fire or life hazard or a condition which would add to or contribute to the rapid spread of fire. Provisions shall be made for the proper storage and disposal of waste materials and rubbish consistent with the following:

GENERAL REQUIREMENTS

(b) All combustible waste material and rubbish shall be stored in approved containers or shall be stored in a manner approved by the enforcing agency as being consistent with standard fire prevention practices until such waste material and rubbish is removed from the premises or otherwise disposed of in a proper manner.

(1) Containers with a capacity exceeding 5.33 cubic feet (40 gallons) (0.15 m³) shall comply with the provisions of California Code of Regulations, Title 24, Part 9, Section 304.3.

(2) Wastebaskets and linen containers in Group I-2 and I-3 occupancies shall comply with the provisions of California Code of Regulations Title 24, Part 9, Section 808.

(c) Approved self-closing metal containers or listed disposal containers by an approved testing or listing agency shall be provided and maintained in all rooms or locations where oily rags, oily waste, paint rags, or similar materials subject to spontaneous ignition are used, or are stored temporarily. Such containers shall be emptied daily.

(d) Ashes shall not be placed in, on, or near combustible material, but shall be placed in approved metal containers, until removed from the premises or otherwise properly disposed of.

(e) No dry vegetation shall be permitted to exist within 20 feet of any building or occupancies subject to California Code of Regulations, Title 19, Division 1 regulations.

(f) Except when permitted by the enforcing agency, boiler rooms, mechanical rooms, transformer and switchgear vaults and electrical panel rooms, shall not be used for storage.

(g) Electric motors, filters on heating equipment, and grease hoods shall be checked periodically and kept clean and maintained in a safe operating condition.

301.1 Scope. The provisions of this chapter shall govern the occupancy and maintenance of all structures and premises for precautions against fire and the spread of fire and general requirements of fire safety.

301.2 Permits. Permits shall be required as set forth in Section 105.6 for the activities or uses regulated by Sections 306, 307, 308 and 315.

SECTION 302 DEFINITIONS

302.1 Definitions. The following terms are defined in Chapter 2:

BONFIRE.

HI-BOY.

HIGH-VOLTAGE TRANSMISSION LINE.

OPEN BURNING.

PORTABLE OUTDOOR FIREPLACE.

POWERED INDUSTRIAL TRUCK.

RECREATIONAL FIRE.

SECTION 303 ASPHALT KETTLES

303.1 Transporting. Asphalt (tar) kettles shall not be transported over any highway, road or street when the heat source for the kettle is operating.

Exception: Asphalt (tar) kettles in the process of patching road surfaces.

303.2 Location. Asphalt (tar) kettles shall not be located within 20 feet (6096 mm) of any combustible material, combustible building surface or any building opening and within a controlled area identified by the use of traffic cones, barriers or other approved means. Asphalt (tar) kettles and pots shall not be utilized inside or on the roof of a building or structure. Roofing kettles and operating asphalt (tar) kettles shall not block means of egress, gates, roadways or entrances.

303.3 Location of fuel containers. Fuel containers shall be located at least 10 feet (3048 mm) from the burner.

Exception: Containers properly insulated from heat or flame are allowed to be within 2 feet (610 mm) of the burner.

303.4 Attendant. An operating kettle shall be attended by a minimum of one employee knowledgeable of the operations and hazards. The employee shall be within 100 feet (30 480 mm) of the kettle and have the kettle within sight. Ladders or similar obstacles shall not form a part of the route between the attendant and the kettle.

303.5 Fire extinguishers. There shall be a portable fire extinguisher complying with Section 906 and with a minimum 40-B:C rating within 25 feet (7620 mm) of each asphalt (tar) kettle during the period such kettle is being utilized. Additionally, there shall be one portable fire extinguisher with a minimum 3-A:40-B:C rating on the roof being covered.

303.6 Lids. Asphalt (tar) kettles shall be equipped with tight-fitting lids.

303.7 Hi-boys. Hi-boys shall be constructed of noncombustible materials. Hi-boys shall be limited to a capacity of 55 gallons (208 L). Fuel sources or heating elements shall not be allowed as part of a hi-boy.

303.8 Roofing kettles. Roofing kettles shall be constructed of noncombustible materials.

303.9 Fuel containers under air pressure. Fuel containers that operate under air pressure shall not exceed 20 gallons (76 L) in capacity and shall be approved.

SECTION 304 COMBUSTIBLE WASTE MATERIAL

304.1 Waste accumulation prohibited. Combustible waste material creating a fire hazard shall not be allowed to accumulate in buildings or structures or upon premises.

[California Code of Regulations, Title 19, Division 1, §3.07(a)] Clearances.

(a) General. No combustible material shall be placed or stored within 10 feet of any building or structure.

304.1.1 Waste material. Accumulations of wastepaper, wood, hay, straw, weeds, litter or combustible or flammable waste or rubbish of any type shall not be permitted to remain on a roof or in any court, yard, vacant lot, alley, parking lot, open space, or beneath a grandstand, bleacher, pier, wharf, manufactured home, recreational vehicle or other similar structure.

304.1.2 Vegetation. Weeds, grass, vines or other growth that is capable of being ignited and endangering property, shall be cut down and removed by the owner or occupant of the premises. Vegetation clearance requirements in urban-wildland interface areas shall be in accordance with Chapter 49.

[California Code of Regulations, Title 19, Division 1, §3.07(b)] Clearances.

(b) Ground Clearance. The space surrounding every building or structure shall be maintained in accordance with the following:

Any person that owns, leases, controls, operates, or maintains any building or structure in, upon, or adjoining any mountainous area or forest-covered lands, brush covered lands, or grass-covered lands, or any land which is covered with flammable material, shall at all times do all of the following:

(1) Maintain around and adjacent to such building or structure a firebreak made by removing and clearing away, for a distance of not less than 30 feet on each side thereof or to the property line, whichever is nearer, all flammable vegetation or other combustible growth. This section does not apply to single specimens of trees, ornamental shrubbery, or similar plants which are used as ground cover, if they do not form a means of rapidly transmitting fire from the native growth to any building or structure.

(2) Maintain around and adjacent to any such building or structure additional fire protection or firebreak made by removing all bush, flammable vegetation, or combustible growth which is located from 30 feet to 100 feet from such building or structure or to the property line, whichever is nearer, as may be required by the enforcing agency if he finds that, because of extra hazardous conditions, a firebreak of only 30 feet around such building or structure is not sufficient to provide reasonable fire safety. Grass and other vegetation located more than 30 feet from such building or structure and less than 18 inches in height above the ground may be maintained where necessary to stabilize the soil and prevent erosion.

(3) Remove that portion of any tree which extends within 10 feet of the outlet of any chimney or stovepipe.

(4) Cut and remove all dead or dying portions of trees located adjacent to or overhanging any building.

(5) Maintain the roof of any structure free of leaves, needles, or other dead vegetative growth.

(6) Provide and maintain at all times a screen over the outlet of every chimney or stovepipe that is attached to any fireplace, stove, or other device that burns any solid or liquid fuel. The screen shall be constructed of nonflammable material with openings of not more than 1/2 inch in size.

(7) Vegetation around all applicable buildings and structures shall be maintained in accordance with the following laws and regulations:

(A) Public Resources Code Section 4291.

(B) California Code of Regulations Title 14 - Natural Resources, Division 1.5 - Department of Forestry and Fire Protection, "General Guideline to Create Defensible Space."

(C) California Government Code Section 51182.

(D) California Code of Regulations, Title 24, Part 9.

304.1.3 Space underneath seats. Spaces underneath grandstand and bleacher seats shall be kept free from combustible and flammable materials. Except where enclosed in not less than 1-hour fire-resistance-rated construction in accordance with the California Building Code, spaces underneath grandstand and bleacher seats shall not be occupied or utilized for purposes other than means of egress.

304.2 Storage. Storage of combustible rubbish shall not produce conditions that will create a nuisance or a hazard to the public health, safety or welfare.

304.3 Containers. Combustible rubbish, and waste material kept within or near a structure shall be stored in accordance with Sections 304.3.1 through 304.3.4.

[California Code of Regulations, Title 19, Division 1, §3.19(b) and (c)] Housekeeping.

Every building or portion of a building governed by California Code of Regulations, Title 19, Division 1 regulations shall be maintained in a neat orderly manner, free from any condition that would create a fire or life hazard or a condition which would add to or contribute to the rapid spread of fire. Provisions shall be made for the proper storage and disposal of waste materials and rubbish consistent with the following:

(b) All combustible waste material and rubbish shall be stored in approved containers or shall be stored in a manner approved by the enforcing agency as being consistent with standard fire prevention practices until such waste material and rubbish is removed from the premises or otherwise disposed of in a proper manner.

(1) Containers with a capacity exceeding 5.33 cubic feet (40 gallons) (0.15 m³) shall comply with the provisions of California Code of Regulations, Title 24, Part 9, Section 304.3.

(2) Wastebaskets and linen containers in Group I-2 and I-3 occupancies shall comply with the provisions of California Code of Regulations Title 24, Part 9, Section 808.

GENERAL REQUIREMENTS

(c) *Approved self-closing metal containers or listed disposal containers by an approved testing or listing agency shall be provided and maintained in all rooms or locations where oily rags, oily waste, paint rags, or similar materials subject to spontaneous ignition are used, or are stored temporarily. Such containers shall be emptied daily.*

304.3.1 Spontaneous ignition. Materials susceptible to spontaneous ignition, such as oily rags, shall be stored in a listed disposal container. Contents of such containers shall be removed and disposed of daily.

304.3.2 Capacity exceeding 5.33 cubic feet. Containers with a capacity exceeding 5.33 cubic feet (40 gallons) (0.15 m³) shall be provided with lids. Containers and lids shall be constructed of noncombustible materials or of combustible materials with a peak rate of heat release not exceeding 300 kW/m² when tested in accordance with ASTM E 1354 at an incident heat flux of 50 kW/m² in the horizontal orientation.

Exception: Wastebaskets complying with Section 808.

304.3.3 Capacity exceeding 1.5 cubic yards. Dumpsters and containers with an individual capacity of 1.5 cubic yards [40.5 cubic feet (1.15 m³)] or more shall not be stored in buildings or placed within 5 feet (1524 mm) of combustible walls, openings or combustible roof eave lines.

Exceptions:

1. Dumpsters or containers in areas protected by an approved automatic sprinkler system installed throughout in accordance with Section 903.3.1.1, 903.3.1.2 or 903.3.1.3.
2. Storage in a structure shall not be prohibited where the structure is of Type I or IIA construction, located not less than 10 feet (3048 mm) from other buildings and used exclusively for dumpster or container storage.

304.3.4 Capacity of 1 cubic yard or more. Dumpsters with an individual capacity of 1.0 cubic yard [200 gallons (0.76 m³)] or more shall not be stored in buildings or placed within 5 feet (1524 mm) of combustible walls, openings or combustible roof eave lines unless the dumpsters are constructed of noncombustible materials or of combustible materials with a peak rate of heat release not exceeding 300 kW/m² when tested in accordance with ASTM E 1354 at an incident heat flux of 50 kW/m² in the horizontal orientation.

Exceptions:

1. Dumpsters in areas protected by an approved automatic sprinkler system installed throughout in accordance with Section 903.3.1.1, 903.3.1.2 or 903.3.1.3.
2. Storage in a structure shall not be prohibited where the structure is of Type I or IIA construc-

tion, located not less than 10 feet (3048 mm) from other buildings and used exclusively for dumpster or container storage.

SECTION 305 IGNITION SOURCES

305.1 Clearance from ignition sources. Clearance between ignition sources, such as luminaires, heaters, flame-producing devices and combustible materials, shall be maintained in an approved manner.

305.2 Hot ashes and spontaneous ignition sources. Hot ashes, cinders, smoldering coals or greasy or oily materials subject to spontaneous ignition shall not be deposited in a combustible receptacle, within 10 feet (3048 mm) of other combustible material including combustible walls and partitions or within 2 feet (610 mm) of openings to buildings.

Exception: The minimum required separation distance to other combustible materials shall be 2 feet (610 mm) where the material is deposited in a covered, noncombustible receptacle placed on a noncombustible floor, ground surface or stand.

305.3 Open-flame warning devices. Open-flame warning devices shall not be used along an excavation, road, or any place where the dislodgment of such device might permit the device to roll, fall or slide on to any area or land containing combustible material.

305.4 Deliberate or negligent burning. It shall be unlawful to deliberately or through negligence set fire to or cause the burning of combustible material in such a manner as to endanger the safety of persons or property.

SECTION 306 MOTION PICTURE PROJECTION ROOMS AND FILM

306.1 Motion picture projection rooms. Electric arc, xenon or other light source projection equipment which develops hazardous gases, dust or radiation and the projection of ribbon-type cellulose nitrate film, regardless of the light source used in projection, shall be operated within a motion picture projection room complying with Section 409 of the *California Building Code*.

306.2 Cellulose nitrate film storage. Storage of cellulose nitrate film shall be in accordance with NFPA 40.

SECTION 307 OPEN BURNING, RECREATIONAL FIRES AND PORTABLE OUTDOOR FIREPLACES

307.1 General. A person shall not kindle or maintain or authorize to be kindled or maintained any open burning unless conducted and approved in accordance with Sections 307.1.1 through 307.5.

307.1.1 Prohibited open burning. Open burning shall be prohibited when atmospheric conditions or local circumstances make such fires hazardous.

Exception: Prescribed burning for the purpose of reducing the impact of wildland fire when authorized by the fire code official.

307.2 Permit required. A permit shall be obtained from the fire code official in accordance with Section 105.6 prior to kindling a fire for recognized silvicultural or range or wildlife management practices, prevention or control of disease or pests, or a bonfire. Application for such approval shall only be presented by and permits issued to the owner of the land upon which the fire is to be kindled.

307.2.1 Authorization. Where required by state or local law or regulations, open burning shall only be permitted with prior approval from the state or local air and water quality management authority, provided that all conditions specified in the authorization are followed.

307.3 Extinguishment authority. When open burning creates or adds to a hazardous situation, or a required permit for open burning has not been obtained, the fire code official is authorized to order the extinguishment of the open burning operation.

307.4 Location. The location for open burning shall not be less than 50 feet (15 240 mm) from any structure, and provisions shall be made to prevent the fire from spreading to within 50 feet (15 240 mm) of any structure.

Exceptions:

1. Fires in approved containers that are not less than 15 feet (4572 mm) from a structure.
2. The minimum required distance from a structure shall be 25 feet (7620 mm) where the pile size is 3 feet (914 mm) or less in diameter and 2 feet (610 mm) or less in height.

307.4.1 Bonfires. A bonfire shall not be conducted within 50 feet (15 240 mm) of a structure or combustible material unless the fire is contained in a barbecue pit. Conditions which could cause a fire to spread within 50 feet (15 240 mm) of a structure shall be eliminated prior to ignition.

307.4.2 Recreational fires. Recreational fires shall not be conducted within 25 feet (7620 mm) of a structure or combustible material. Conditions which could cause a fire to spread within 25 feet (7620 mm) of a structure shall be eliminated prior to ignition.

307.4.3 Portable outdoor fireplaces. Portable outdoor fireplaces shall be used in accordance with the manufacturer's instructions and shall not be operated within 15 feet (3048 mm) of a structure or combustible material.

Exception: Portable outdoor fireplaces used at one- and two-family dwellings.

307.5 Attendance. Open burning, bonfires, recreational fires and use of portable outdoor fireplaces shall be constantly attended until the fire is extinguished. A minimum of one portable fire extinguisher complying with Section 906 with a minimum 4-A rating or other approved on-site fire-extinguishing

equipment, such as dirt, sand, water barrel, garden hose or water truck, shall be available for immediate utilization.

SECTION 308 OPEN FLAMES

308.1 General. Open flame, fire and burning on all premises shall be in accordance with Sections 308.1.1 through 308.4.1 and with other applicable sections of this code.

308.1.1 Where prohibited. A person shall not take or utilize an open flame or light in a structure, vessel, boat or other place where highly flammable, combustible or explosive material is utilized or stored. Lighting appliances shall be well-secured in a glass globe and wire mesh cage or a similar approved device.

[California Code of Regulations, Title 19, Division 1, §3.25(a) and (b)] Open Flame Devices.

(a) Open flame devices shall be prohibited in every Group A, E, I, R-2.1, R-3.1 and R-4 Occupancy.

Exceptions:

(1) Fuel burning elements of approved appliances shall not be considered as open flame devices.

(2) Upon approval of the enforcing agency, open flame devices may be used under the following conditions.

(A) When necessary for ceremonial or theatrical purposes under such restrictions as may be deemed necessary to avoid danger of ignition of combustible materials or injury to occupants.

(B) In approved and stable candle holders on individual tables of dining establishments.

(b) Under no circumstances shall hand held open flame devices such as exposed candles be permitted for any purpose in any occupancy within the scope of California Code of Regulations, Title 19, Division 1 regulations.

308.1.2 Throwing or placing sources of ignition. No person shall throw or place, or cause to be thrown or placed, a lighted match, cigar, cigarette, matches, or other flaming or glowing substance or object on any surface or article where it can cause an unwanted fire.

308.1.3 Torches for removing paint. Persons utilizing a torch or other flame-producing device for removing paint from a structure shall provide a minimum of one portable fire extinguisher complying with Section 906 and with a minimum 4-A rating, two portable fire extinguishers, each with a minimum 2-A rating, or a water hose connected to the water supply on the premises where such burning is done. The person doing the burning shall remain on the premises 1 hour after the torch or flame-producing device is utilized.

308.1.4 Open-flame cooking devices. Charcoal burners and other open-flame cooking devices shall not be operated on combustible balconies or within 10 feet (3048 mm) of combustible construction.

Exceptions:

1. One- and two-family dwellings.

GENERAL REQUIREMENTS

2. Where buildings, balconies and decks are protected by an automatic sprinkler system.
3. LP-gas cooking devices having LP-gas container with a water capacity not greater than 2½ pounds [nominal 1 pound (0.454 kg) LP-gas capacity].

308.1.5 Location near combustibles. Open flames such as from candles, lanterns, kerosene heaters and gas-fired heaters shall not be located on or near decorative material or similar combustible materials.

308.1.6 Open-flame devices. Torches and other devices, machines or processes liable to start or cause fire shall not be operated or used in or upon wildfire risk areas, except by a permit in accordance with Section 105.6 secured from the fire code official.

Exception: Use within inhabited premises or designated campsites which are a minimum of 30 feet (9144 mm) from grass-, grain-, brush- or forest-covered areas.

308.1.6.1 Signals and markers. Flame-employing devices, such as lanterns or kerosene road flares, shall not be operated or used as a signal or marker in or upon wildfire risk areas.

Exception: The proper use of fusees at the scenes of emergencies or as required by standard railroad operating procedures.

308.1.6.2 Portable fueled open-flame devices. Portable open-flame devices fueled by flammable or combustible gases or liquids shall be enclosed or installed in such a manner as to prevent the flame from contacting combustible material.

Exceptions:

1. LP-gas-fueled devices used for sweating pipe joints or removing paint in accordance with Chapter 61.
2. Cutting and welding operations in accordance with Chapter 35.
3. Torches or flame-producing devices in accordance with Section 308.4.
4. Candles and open-flame decorative devices in accordance with Section 308.3.

308.1.7 Religious ceremonies. When, in the opinion of the fire code official, adequate safeguards have been taken, participants in religious ceremonies are allowed to carry hand-held candles. Hand-held candles shall not be passed from one person to another while lighted.

308.1.7.1 Aisles and exits. Candles shall be prohibited in areas where occupants stand, or in an aisle or exit.

308.1.8 Flaming food and beverage preparation. The preparation of flaming foods or beverages in places of assembly and drinking or dining establishments shall be in accordance with Sections 308.1.8.1 through 308.1.8.5.

308.1.8.1 Dispensing. Flammable or combustible liquids used in the preparation of flaming foods or beverages shall be dispensed from one of the following:

1. A 1-ounce (29.6 ml) container; or
2. A container not exceeding 1-quart (946.5 ml) capacity with a controlled pouring device that will limit the flow to a 1-ounce (29.6 ml) serving.

308.1.8.2 Containers not in use. Containers shall be secured to prevent spillage when not in use.

308.1.8.3 Serving of flaming food. The serving of flaming foods or beverages shall be done in a safe manner and shall not create high flames. The pouring, ladling or spooning of liquids is restricted to a maximum height of 8 inches (203 mm) above the receiving receptacle.

308.1.8.4 Location. Flaming foods or beverages shall be prepared only in the immediate vicinity of the table being serviced. They shall not be transported or carried while burning.

308.1.8.5 Fire protection. The person preparing the flaming foods or beverages shall have a wet cloth towel immediately available for use in smothering the flames in the event of an emergency.

308.2 Permits required. Permits shall be obtained from the fire code official in accordance with Section 105.6 prior to engaging in the following activities involving open flame, fire and burning:

1. Use of a torch or flame-producing device to remove paint from a structure.
2. Use of open flame, fire or burning in connection with Group A or E occupancies.
3. Use or operation of torches and other devices, machines or processes liable to start or cause fire in or upon wildfire risk areas.

308.3 Group A occupancies. Open-flame devices shall not be used in a Group A occupancy.

Exceptions:

1. Open-flame devices are allowed to be used in the following situations, provided approved precautions are taken to prevent ignition of a combustible material or injury to occupants:
 - 1.1. Where necessary for ceremonial or religious purposes in accordance with Section 308.1.7.
 - 1.2. On stages and platforms as a necessary part of a performance in accordance with Section 308.3.2.
 - 1.3. Where candles on tables are securely supported on substantial noncombustible bases and the candle flames are protected.
2. Heat-producing equipment complying with Chapter 6 and the *California Mechanical Code*.

- Gas lights are allowed to be used provided adequate precautions satisfactory to the fire code official are taken to prevent ignition of combustible materials.

308.3.1 Open-flame decorative devices. Open-flame decorative devices shall comply with all of the following restrictions:

- Class I and Class II liquids and LP-gas shall not be used.
- Liquid- or solid-fueled lighting devices containing more than 8 ounces (237 ml) of fuel must self-extinguish and not leak fuel at a rate of more than 0.25 teaspoon per minute (1.26 ml per minute) if tipped over.
- The device or holder shall be constructed to prevent the spillage of liquid fuel or wax at the rate of more than 0.25 teaspoon per minute (1.26 ml per minute) when the device or holder is not in an upright position.
- The device or holder shall be designed so that it will return to the upright position after being tilted to an angle of 45 degrees from vertical.

Exception: Devices that self-extinguish if tipped over and do not spill fuel or wax at the rate of more than 0.25 teaspoon per minute (1.26 ml per minute) if tipped over.

- The flame shall be enclosed except where openings on the side are not more than 0.375-inch (9.5 mm) diameter or where openings are on the top and the distance to the top is such that a piece of tissue paper placed on the top will not ignite in 10 seconds.
- Chimneys shall be made of noncombustible materials and securely attached to the open-flame device.

Exception: A chimney is not required to be attached to any open-flame device that will self-extinguish if the device is tipped over.

- Fuel canisters shall be safely sealed for storage.
- Storage and handling of combustible liquids shall be in accordance with Chapter 57.
- Shades, where used, shall be made of noncombustible materials and securely attached to the open-flame device holder or chimney.
- Candelabras with flame-lighted candles shall be securely fastened in place to prevent overturning, and shall be located away from occupants using the area and away from possible contact with drapes, curtains or other combustibles.

308.3.2 Theatrical performances. Where approved, open-flame devices used in conjunction with theatrical performances are allowed to be used when adequate safety precautions have been taken in accordance with NFPA 160.

308.4 Group R occupancies. Open flame, fire and burning in Group R occupancies shall comply with the requirements of Sections 308.1 through 308.1.6.2 and Section 308.4.1.

308.4.1 Group R-2 dormitories. Candles, incense and similar open-flame-producing items shall not be allowed in sleeping units in Group R-2 dormitory occupancies.

308.5 Group I, R-2.1, R-3.1, R-4 occupancies or any Licensed Care Facility. A person shall not utilize or allow to be utilized, an open flame in Group I, R-2.1, R-3.1, R-4 occupancies or any Licensed Care Facilities.

SECTION 309

POWERED INDUSTRIAL TRUCKS AND EQUIPMENT

309.1 General. Powered industrial trucks and similar equipment including, but not limited to, floor scrubbers and floor buffers, shall be operated and maintained in accordance with Sections 309.2 through 309.6.

309.2 Battery chargers. Battery chargers shall be of an approved type. Combustible storage shall be kept a minimum of 3 feet (915 mm) from battery chargers. Battery charging shall not be conducted in areas accessible to the public.

309.3 Ventilation. Ventilation shall be provided in an approved manner in battery-charging areas to prevent a dangerous accumulation of flammable gases.

309.4 Fire extinguishers. Battery-charging areas shall be provided with a fire extinguisher complying with Section 906 having a minimum 4-A:20-B:C rating within 20 feet (6096 mm) of the battery charger.

309.5 Refueling. Powered industrial trucks using liquid fuel, LP-gas or hydrogen shall be refueled outside of buildings or in areas specifically approved for that purpose. Fixed fuel-dispensing equipment and associated fueling operations shall be in accordance with Chapter 23. Other fuel-dispensing equipment and operations, including cylinder exchange for LP-gas-fueled vehicles, shall be in accordance with Chapter 57 for flammable and combustible liquids or Chapter 61 for LP-gas.

309.6 Repairs. Repairs to fuel systems, electrical systems and repairs utilizing open flame or welding shall be done in approved locations outside of buildings or in areas specifically approved for that purpose.

SECTION 310 SMOKING

310.1 General. The smoking or carrying of a lighted pipe, cigar, cigarette or any other type of smoking paraphernalia or material is prohibited in the areas indicated in Sections 310.2 through 310.8.

310.2 Prohibited areas. Smoking shall be prohibited where conditions are such as to make smoking a hazard, and in spaces where flammable or combustible materials are stored or handled.

GENERAL REQUIREMENTS

[California Code of Regulations, Title 19, Division 1, §3.32(a) and (b)] Smoking.

(a) Smoking shall not be permitted in any Group E Occupancy as defined in California Code of Regulations, Title 24, Part 2, except as provided in California Code of Regulations, Title 19, Division 1, subsection (b), below.

(b) The governing board of any school district maintaining a community college or high school may adopt rules and regulations permitting the smoking and possession of tobacco on the campus of a community college or high school or while under the authority of school personnel by pupils of the community college or high school; provided that such rules and regulations shall not permit students to smoke in any classroom or other enclosed facility which any student is required to occupy or which is customarily occupied by nonsmoking students. Areas designated for smoking shall be approved by the enforcing agency.

NOTE: See Section 48901 of the Education Code relating to the smoking or possession of tobacco by pupils.

[California Code of Regulations, Title 19, Division 1, §3.32(d)] Smoking.

(d) Smoking shall be prohibited in any patient room of a Group I, R-2.1, R-3.1 or R-4 occupancy utilizing air-induced mattresses. "No Smoking – Open Flame" signs shall be installed as specified in NFPA 99B, Hypobaric Facilities, 2005 edition.

310.3 "No Smoking" signs. The fire code official is authorized to order the posting of "No Smoking" signs in a conspicuous location in each structure or location in which smoking is prohibited. The content, lettering, size, color and location of required "No Smoking" signs shall be approved.

[California Code of Regulations, Title 19, Division 1, §3.32(c)] Smoking.

(c) Approved no smoking signs shall be posted on all stages and platforms of Group A occupancies. Smoking shall not be permitted on stages or platforms except in approved designated areas and as necessary for theatrical, opera or similar productions.

310.4 Removal of signs prohibited. A posted "No Smoking" sign shall not be obscured, removed, defaced, mutilated or destroyed.

310.5 Compliance with "No Smoking" signs. Smoking shall not be permitted nor shall a person smoke, throw or deposit any lighted or smoldering substance in any place where "No Smoking" signs are posted.

310.6 Ash trays. Where smoking is permitted, suitable non-combustible ash trays or match receivers shall be provided on each table and at other appropriate locations.

310.7 Burning objects. Lighted matches, cigarettes, cigars or other burning object shall not be discarded in such a manner that could cause ignition of other combustible material.

310.8 Hazardous environmental conditions. When the fire code official determines that hazardous environmental conditions necessitate controlled use of smoking materials, the ignition or use of such materials in mountainous, brush-cov-

ered or forest-covered areas or other designated areas is prohibited except in approved designated smoking areas.

SECTION 311 VACANT PREMISES

311.1 General. Temporarily unoccupied buildings, structures, premises or portions thereof, including tenant spaces, shall be safeguarded and maintained in accordance with Sections 311.1.1 through 311.5.5.

311.1.1 Abandoned premises. Buildings, structures and premises for which an owner cannot be identified or located by dispatch of a certificate of mailing to the last known or registered address, which persistently or repeatedly become unprotected or unsecured, which have been occupied by unauthorized persons or for illegal purposes, or which present a danger of structural collapse or fire spread to adjacent properties shall be considered abandoned, declared unsafe and abated by demolition or rehabilitation in accordance with the *International Property Maintenance Code* and the *California Building Code*.

311.1.2 Tenant spaces. Storage and lease plans required by this code shall be revised and updated to reflect temporary or partial vacancies.

311.2 Safeguarding vacant premises. Temporarily unoccupied buildings, structures, premises or portions thereof shall be secured and protected in accordance with Sections 311.2.1 through 311.2.3.

311.2.1 Security. Exterior and interior openings accessible to other tenants or unauthorized persons shall be boarded, locked, blocked or otherwise protected to prevent entry by unauthorized individuals. The fire code official is authorized to placard, post signs, erect barrier tape or take similar measures as necessary to secure public safety.

311.2.2 Fire protection. Fire alarm, sprinkler and standpipe systems shall be maintained in an operable condition at all times.

Exceptions:

1. When the premises have been cleared of all combustible materials and debris and, in the opinion of the fire code official, the type of construction, fire separation distance and security of the premises do not create a fire hazard.
2. Where approved by the fire chief, buildings that will not be heated and where fire protection systems will be exposed to freezing temperatures, fire alarm and sprinkler systems are permitted to be placed out of service and standpipes are permitted to be maintained as dry systems (without an automatic water supply), provided the building has no contents or storage, and windows, doors and other openings are secured to prohibit entry by unauthorized persons.

311.2.3 Fire separation. Fire-resistance-rated partitions, fire barriers and fire walls separating vacant tenant spaces from the remainder of the building shall be maintained.

Openings, joints and penetrations in fire-resistance-rated assemblies shall be protected in accordance with Chapter 7.

311.3 Removal of combustibles. Persons owning, or in charge or control of, a vacant building or portion thereof, shall remove therefrom all accumulations of combustible materials, flammable or combustible waste or rubbish and shall securely lock or otherwise secure doors, windows and other openings to prevent entry by unauthorized persons. The premises shall be maintained clear of waste or hazardous materials.

Exceptions:

1. Buildings or portions of buildings undergoing additions, alterations, repairs or change of occupancy in accordance with the *California Building Code*, where waste is controlled and removed as required by Section 304.
2. Seasonally occupied buildings.

311.4 Removal of hazardous materials. Persons owning or having charge or control of a vacant building containing hazardous materials regulated by Chapter 50 shall comply with the facility closure requirements of Section 5001.6.




311.5 Placards. Any vacant or abandoned buildings or structures determined to be unsafe pursuant to Section 110 of this code relating to structural or interior hazards shall be marked as required by Sections 311.5.1 through 311.5.5.

311.5.1 Placard location. Placards shall be applied on the front of the structure and be visible from the street. Additional placards shall be applied to the side of each entrance to the structure and on penthouses.

311.5.2 Placard size and color. Placards shall be 24 inches by 24 inches (610 mm by 610 mm) minimum in size with a red background, white reflective stripes and a white reflective border. The stripes and border shall have a 2-inch (51 mm) minimum stroke.

311.5.3 Placard date. Placards shall bear the date of their application to the building and the date of the most recent inspection.

311.5.4 Placard symbols. The design of the placards shall use the following symbols:

1.  This symbol shall mean that the structure had normal structural conditions at the time of marking.
2.  This symbol shall mean that structural or interior hazards exist and interior fire-fighting or rescue operations should be conducted with extreme caution.
3.  This symbol shall mean that structural or interior hazards exist to a degree that consideration should be given to limit fire fighting to exterior operations only, with entry only occurring for known life hazards.
4. Vacant marker hazard identification symbols: The following symbols shall be used to designate known hazards on the vacant building marker. They shall be placed directly above the symbol.

4.1. R/O—Roof open

4.2. S/M—Stairs, steps and landing missing

4.3. F/E—Avoid fire escapes

4.4. H/F—Holes in floor

311.5.5 Informational use. The use of these symbols shall be informational only and shall not in any way limit the discretion of the on-scene incident commander.

SECTION 312 VEHICLE IMPACT PROTECTION

312.1 General. Vehicle impact protection required by this code shall be provided by posts that comply with Section 312.2 or by other approved physical barriers that comply with Section 312.3.

312.2 Posts. Guard posts shall comply with all of the following requirements:

1. Constructed of steel not less than 4 inches (102 mm) in diameter and concrete filled.
2. Spaced not more than 4 feet (1219 mm) between posts on center.
3. Set not less than 3 feet (914 mm) deep in a concrete footing of not less than a 15-inch (381 mm) diameter.
4. Set with the top of the posts not less than 3 feet (914 mm) above ground.
5. Located not less than 3 feet (914 mm) from the protected object.

312.3 Other barriers. Physical barriers shall be a minimum of 36 inches (914 mm) in height and shall resist a force of 12,000 pounds (53 375 N) applied 36 inches (914 mm) above the adjacent ground surface.

SECTION 313 FUELED EQUIPMENT

313.1 General. Fueled equipment including, but not limited to, motorcycles, mopeds, lawn-care equipment, portable generators and portable cooking equipment, shall not be stored, operated or repaired within a building.

Exceptions:

1. Buildings or rooms constructed for such use in accordance with the *California Building Code*.
2. Where allowed by Section 314.
3. Storage of equipment utilized for maintenance purposes is allowed in approved locations when the aggregate fuel capacity of the stored equipment does not exceed 10 gallons (38 L) and the building is equipped throughout with an automatic sprinkler system installed in accordance with Section 903.3.1.1.

313.1.1 Removal. The fire code official is authorized to require removal of fueled equipment from locations where the presence of such equipment is determined by the fire code official to be hazardous.

GENERAL REQUIREMENTS

313.2 Group R occupancies. Vehicles powered by flammable liquids, Class II combustible liquids or compressed flammable gases shall not be stored within the living space of Group R buildings.

SECTION 314 INDOOR DISPLAYS

314.1 General. Indoor displays constructed within any occupancy shall comply with Sections 314.2 through 314.4.

314.2 Fixtures and displays. Fixtures and displays of goods for sale to the public shall be arranged so as to maintain free, immediate and unobstructed access to exits as required by Chapter 10.

314.3 Highly combustible goods. The display of highly combustible goods, including but not limited to fireworks, flammable or combustible liquids, liquefied flammable gases, oxidizing materials, pyroxylin plastics and agricultural goods, in main exit access aisles, corridors, covered and open malls, or within 5 feet (1524 mm) of entrances to exits and exterior exit doors is prohibited when a fire involving such goods would rapidly prevent or obstruct egress.

314.4 Vehicles. Liquid- or gas-fueled vehicles, boats or other motorcraft shall not be located indoors except as follows:

1. Batteries are disconnected.
2. Fuel in fuel tanks does not exceed one-quarter tank or 5 gallons (19 L) (whichever is least).
3. Fuel tanks and fill openings are closed and sealed to prevent tampering.
4. Vehicles, boats or other motorcraft equipment are not fueled or defueled within the building.

SECTION 315 GENERAL STORAGE

315.1 General. Storage shall be in accordance with Sections 315.2 through 315.4.

315.2 Permit required. A permit for miscellaneous combustible storage shall be required as set forth in Section 105.6.

315.3 Storage in buildings. Storage of materials in buildings shall be orderly and stacks shall be stable. Storage of combustible materials shall be separated from heaters or heating devices by distance or shielding so that ignition cannot occur.

315.3.1 Ceiling clearance. Storage shall be maintained 2 feet (610 mm) or more below the ceiling in nonsprinklered areas of buildings or a minimum of 18 inches (457 mm) below sprinkler head deflectors in sprinklered areas of buildings.

315.3.2 Means of egress. Combustible materials shall not be stored in exits or enclosures for stairways and ramps.

315.3.3 Equipment rooms. Combustible material shall not be stored in boiler rooms, mechanical rooms or electrical equipment rooms.

315.3.4 Attic, under-floor and concealed spaces. Attic, under-floor and concealed spaces used for storage of com-

bustible materials shall be protected on the storage side as required for 1-hour fire-resistance-rated construction. Openings shall be protected by assemblies that are self-closing and are of noncombustible construction or solid wood core not less than 1³/₄ inches (44.5 mm) in thickness. Storage shall not be placed on exposed joists.

Exceptions:

1. Areas protected by approved automatic sprinkler systems.
2. Group R-3 and Group U occupancies.

315.4 Outside storage. Outside storage of combustible materials shall not be located within 10 feet (3048 mm) of a lot line.

Exceptions:

1. The separation distance is allowed to be reduced to 3 feet (914 mm) for storage not exceeding 6 feet (1829 mm) in height.
2. The separation distance is allowed to be reduced when the fire code official determines that no hazard to the adjoining property exists.

315.4.1 Storage beneath overhead projections from buildings. Where buildings are protected by automatic sprinklers, the outdoor storage, display and handling of combustible materials under eaves, canopies or other projections or overhangs is prohibited except where automatic sprinklers are installed under such eaves, canopies or other projections or overhangs.

315.4.2 Height. Storage in the open shall not exceed 20 feet (6096 mm) in height.

315.5 Storage underneath high-voltage transmission lines. Storage located underneath high-voltage transmission lines shall be in accordance with Section 316.6.2.

SECTION 316 HAZARDS TO FIRE FIGHTERS

316.1 Trapdoors to be closed. Trapdoors and scuttle covers, other than those that are within a dwelling unit or automatically operated, shall be kept closed at all times except when in use.

316.2 Shaftway markings. Vertical shafts shall be identified as required by this section.

316.2.1 Exterior access to shaftways. Outside openings accessible to the fire department and which open directly on a hoistway or shaftway communicating between two or more floors in a building shall be plainly marked with the word SHAFTWAY in red letters at least 6 inches (152 mm) high on a white background. Such warning signs shall be placed so as to be readily discernible from the outside of the building.

316.2.2 Interior access to shaftways. Door or window openings to a hoistway or shaftway from the interior of the building shall be plainly marked with the word SHAFTWAY in red letters at least 6 inches (152 mm) high on a

white background. Such warning signs shall be placed so as to be readily discernible.

Exception: Marking shall not be required on shaftway openings which are readily discernible as openings onto a shaftway by the construction or arrangement.

316.3 Pitfalls. The intentional design or alteration of buildings to disable, injure, maim or kill intruders is prohibited. No person shall install and use firearms, sharp or pointed objects, razor wire, explosives, flammable or combustible liquid containers, or dispensers containing highly toxic, toxic, irritant or other hazardous materials in a manner which may passively or actively disable, injure, maim or kill a fire fighter who forcibly enters a building for the purpose of controlling or extinguishing a fire, rescuing trapped occupants or rendering other emergency assistance.

316.4 Obstructions on roofs. Wires, cables, ropes, antennas, or other suspended obstructions installed on the roof of a building having a roof slope of less than 30 degrees (0.52 rad) shall not create an obstruction that is less than 7 feet (2133 mm) high above the surface of the roof.

Exceptions:

1. Such obstruction shall be permitted where the wire, cable, rope, antenna or suspended obstruction is encased in a white, 2-inch (51 mm) minimum diameter plastic pipe or an approved equivalent.
2. Such obstruction shall be permitted where there is a solid obstruction below such that accidentally walking into the wire, cable, rope, antenna or suspended obstruction is not possible.

[California Code of Regulations, Title 19, Division 1, §3.05(b)] Fire Department Access and Egress. (Roofs).

(b) Roofs. No person shall install or maintain any security barrier such as barbed wire fencing, razor wire fencing, chain link fencing, or any other fencing material, cable, aerial, antenna, or other obstruction on the roof of any commercial establishment in such a manner as to obstruct or render egress or access hazardous in the event of fire or other emergency.

Exception: *Guy wire, rods and aerial antenna masts may be attached to a roof structure having a slope of less than 30 degrees provided there is full clearance of seven feet or more between the roof and said obstruction. Guy wire or rods required to support aerial or antenna masts may be attached to a roof structure a lateral distance from the mast not in excess of one-sixth the height of the mast.*

316.5 Security device. Any security device or system that emits any medium that could obscure a means of egress in any building, structure or premise shall be prohibited.

316.6 Structures and outdoor storage underneath high-voltage transmission lines. Structures and outdoor storage underneath high-voltage transmission lines shall comply with Sections 316.6.1 and 316.6.2, respectively.

316.6.1 Structures. Structures shall not be constructed within the utility easement beneath high-voltage transmission lines.

Exception: Restrooms and unoccupied telecommunication structures of noncombustible construction less than 15 feet in height.

316.6.2 Outdoor storage. Outdoor storage within the utility easement underneath high-voltage transmission lines shall be limited to noncombustible material. Storage of hazardous materials including, but not limited to, flammable and combustible liquids is prohibited.

Exception: Combustible storage, including vehicles and fuel storage for backup power equipment serving public utility equipment, is allowed, provided that a plan indicating the storage configuration is submitted and approved.

SECTION 317

ROOFTOP GARDENS AND LANDSCAPED ROOFS

317.1 General. Rooftop gardens and landscaped roofs shall be installed and maintained in accordance with Sections 317.2 through 317.5 and Sections 1505.0 and 1507.16 of the *California Building Code*.

317.2 Rooftop garden or landscaped roof size. Rooftop garden or landscaped roof areas shall not exceed 15,625 square feet (1,450 m²) in size for any single area with a maximum dimension of 125 feet (39 m) in length or width. A minimum 6-foot-wide (1.8 m) clearance consisting of a Class A-rated roof system complying with ASTM E 108 or UL 790 shall be provided between adjacent rooftop gardens or landscaped roof areas.

317.3 Rooftop structure and equipment clearance. For all vegetated roofing systems abutting combustible vertical surfaces, a Class A-rated roof system complying with ASTM E 108 or UL 790 shall be achieved for a minimum 6-foot-wide (1.8 m) continuous border placed around rooftop structures and all rooftop equipment including, but not limited to, mechanical and machine rooms, penthouses, skylights, roof vents, solar panels, antenna supports, and building service equipment.

317.4 Vegetation. Vegetation shall be maintained in accordance with Sections 317.4.1 and 317.4.2.

317.4.1 Irrigation. Supplemental irrigation shall be provided to maintain levels of hydration necessary to keep green roof plants alive and to keep dry foliage to a minimum.

317.4.2 Dead foliage. Excess biomass, such as overgrown vegetation, leaves and other dead and decaying material, shall be removed at regular intervals not less than two times per year.

317.4.3 Maintenance plan. The fire code official is authorized to require a maintenance plan for vegetation placed on roofs due to the size of a roof garden, materials

GENERAL REQUIREMENTS

used, or when a fire hazard exists to the building or exposures due to the lack of maintenance.

317.5 Maintenance equipment. Fueled equipment stored on roofs and used for the care and maintenance of vegetation on roofs shall be stored in accordance with Section 313.

SECTION 318 LAUNDRY CARTS

318.1 Laundry carts with a capacity of 1 cubic yard or more. Laundry carts with an individual capacity of 1 cubic yard [200 gallons (0.76 m³)] or more, used in laundries within Group B, F-1, I and R-1 occupancies shall be constructed of noncombustible materials or materials having a peak rate of heat release not exceeding 300 kW/m² at a flux of 50 kW/m² when tested in a horizontal orientation in accordance with ASTM E 1354.

Exceptions:

1. Laundry carts in areas protected by an approved automatic sprinkler system installed throughout in accordance with Section 903.3.1.1.
2. Laundry carts in coin-operated laundries.

CALIFORNIA FIRE CODE – MATRIX ADOPTION TABLE
CHAPTER 4 – EMERGENCY PLANNING AND PREPAREDNESS
 (Matrix Adoption Tables are non-regulatory, intended only as an aid to the user.
 See Chapter 1 for state agency authority and building applications.)

Adopting Agency	BSC	SFM		HCD			DSA		OSHPD				BSCC	DHS	AGR	DWR	CEC	CA	SL	SLC
		T-24	T-19*	1	2	1/AC	AC	SS	1	2	3	4								
Adopt Entire Chapter																				
Adopt Entire Chapter as amended (amended sections listed below)																				
Adopt only those sections that are listed below		X																		
[California Code of Regulations, Title 19, Division 1]			X																	
Chapter / Section																				
401		X																		
401.3.4		X																		
401.9		X																		
402		X																		
403		X																		
404.6 – 404.7.6		X																		
407		X																		
408.3.1 – 408.3.2		X																		
408.12 – 408.12.3		X																		

* The California Code of Regulations (CCR), Title 19, Division 1 provisions that are found in the California Fire Code are a reprint from the current CCR, Title 19, Division 1 text for the code user's convenience only. The scope, applicability and appeals procedures of CCR, Title 19, Division I remain the same.

CHAPTER 4
EMERGENCY PLANNING AND PREPAREDNESS

SECTION 401
GENERAL

401.1 Scope. Reporting of emergencies, coordination with emergency response forces, emergency plans and procedures for managing or responding to emergencies shall comply with the provisions of this section.

Exception: Firms that have approved on-premises fire-fighting organizations and that are in compliance with approved procedures for fire reporting.

401.2 Approval. Where required by this code, fire safety plans, emergency procedures and employee training programs shall be approved by the fire code official.

401.3 Emergency responder notification. Notification of emergency responders shall be in accordance with Sections 401.3.1 through 401.3.3.

401.3.1 Fire events. In the event an unwanted fire occurs on a property, the owner or occupant shall immediately report such condition to the fire department.

401.3.2 Alarm activations. Upon activation of a fire alarm signal, employees or staff shall immediately notify the fire department.

401.3.3 Delayed notification. A person shall not, by verbal or written directive, require any delay in the reporting of a fire to the fire department.

401.3.4 Group E fire alarm initiation. Every person and public officer managing, controlling, or in charge of any public, private, or parochial school shall cause the fire alarm signal to be sounded upon the discovery of fire.

401.4 Required plan implementation. In the event an unwanted fire is detected in a building or a fire alarm activates, the emergency plan shall be implemented.

401.5 Making false report. A person shall not give, signal or transmit a false alarm.

401.6 Emergency evacuation drills. The sounding of a fire alarm signal and the carrying out of an emergency evacuation drill in accordance with the provisions of Section 405 shall be allowed.

401.7 Unplanned evacuation. Evacuations made necessary by the unplanned activation of a fire alarm system or by any other emergency shall not be substituted for a required evacuation drill.

401.8 Interference with fire department operations. It shall be unlawful to interfere with, attempt to interfere with, conspire to interfere with, obstruct or restrict the mobility of or block the path of travel of a fire department emergency vehicle in any way, or to interfere with, attempt to interfere with, conspire to interfere with, obstruct or hamper any fire department operation.

401.9 Evacuation of buildings. Upon notification of fire, conduct of any fire drill, upon activation of the fire alarm, or upon orders of the fire authority having jurisdiction, buildings or structures within the scope of these regulations shall be immediately evacuated or occupants shall be relocated in accordance with established plans.

**SECTION 402
DEFINITIONS**

402.1 Definitions. The following terms are defined in Chapter 2:

EMERGENCY EVACUATION DRILL.

LOCKDOWN.

**SECTION 403
PUBLIC ASSEMBLAGES AND EVENTS**

403.1 Fire watch personnel. When, in the opinion of the fire code official, it is essential for public safety in a place of assembly or any other place where people congregate, because of the number of persons, or the nature of the performance, exhibition, display, contest or activity, the owner, agent or lessee shall provide one or more fire watch personnel, as required and approved, to remain on duty during the times such places are open to the public, or when such activity is being conducted.

403.1.1 Duties. Fire watch personnel shall keep diligent watch for fires, obstructions to means of egress and other hazards during the time such place is open to the public or such activity is being conducted and take prompt measures for remediation of hazards, extinguishment of fires that occur and assist in the evacuation of the public from the structures.

403.2 Public safety plan. In other than Group A or E occupancies, where the fire code official determines that an indoor or outdoor gathering of persons has an adverse impact on public safety through diminished access to buildings, structures, fire hydrants and fire apparatus access roads or where such gatherings adversely affect public safety services of any kind, the fire code official shall have the authority to order the development of, or prescribe a plan for, the provision of an approved level of public safety.

403.2.1 Contents. The public safety plan, where required by Section 403.2, shall address such items as emergency vehicle ingress and egress, fire protection, emergency egress or escape routes, emergency medical services, public assembly areas and the directing of both attendees and vehicles (including the parking of vehicles), vendor and food concession distribution, and the need for the presence of law enforcement, and fire and emergency medical services personnel at the event.

403.3 Crowd managers. Trained crowd managers shall be provided for facilities or events where more than 1,000 persons congregate. The minimum number of crowd managers shall be established at a ratio of one crowd manager to every 250 persons. Where approved by the fire code official, the ratio of crowd managers shall be permitted to be reduced

where the facility is equipped throughout with an approved automatic sprinkler system or based upon the nature of the event.

**SECTION 404
FIRE SAFETY AND EVACUATION PLANS**

404.1 General. Fire safety, evacuation and lockdown plans and associated drills shall comply with the requirements of Sections 404.2 through 404.5.1.

404.2 Where required. An approved fire safety and evacuation plan shall be prepared and maintained for the following occupancies and buildings.

1. Group A, other than Group A occupancies used exclusively for purposes of religious worship that have an occupant load less than 2,000.
2. Group B buildings having an occupant load of 500 or more persons or more than 100 persons above or below the lowest level of exit discharge.
3. Group E.
4. Group F buildings having an occupant load of 500 or more persons or more than 100 persons above or below the lowest level of exit discharge.
5. Group H.
6. Group I.
7. Group R-1.
8. Group R-2 college and university buildings.
9. Group R-4.
10. High-rise buildings.
11. Group M buildings having an occupant load of 500 or more persons or more than 100 persons above or below the lowest level of exit discharge.
12. Covered malls exceeding 50,000 square feet (4645 m²) in aggregate floor area.
13. Open mall buildings exceeding 50,000 square feet (4645 m²) in aggregate area within perimeter line.
14. Underground buildings.
15. Buildings with an atrium and having an occupancy in Group A, E or M.

404.3 Contents. Fire safety and evacuation plan contents shall be in accordance with Sections 404.3.1 and 404.3.2.

404.3.1 Fire evacuation plans. Fire evacuation plans shall include the following:

1. Emergency egress or escape routes and whether evacuation of the building is to be complete or, where approved, by selected floors or areas only.
2. Procedures for employees who must remain to operate critical equipment before evacuating.
3. Procedures for assisted rescue for persons unable to use the general means of egress unassisted.
4. Procedures for accounting for employees and occupants after evacuation has been completed.

5. Identification and assignment of personnel responsible for rescue or emergency medical aid.
6. The preferred and any alternative means of notifying occupants of a fire or emergency.
7. The preferred and any alternative means of reporting fires and other emergencies to the fire department or designated emergency response organization.
8. Identification and assignment of personnel who can be contacted for further information or explanation of duties under the plan.
9. A description of the emergency voice/alarm communication system alert tone and preprogrammed voice messages, where provided.

404.3.2 Fire safety plans. Fire safety plans shall include the following:

1. The procedure for reporting a fire or other emergency.
2. The life safety strategy and procedures for notifying, relocating or evacuating occupants, including occupants who need assistance.
3. Site plans indicating the following:
 - 3.1. The occupancy assembly point.
 - 3.2. The locations of fire hydrants.
 - 3.3. The normal routes of fire department vehicle access.
4. Floor plans identifying the locations of the following:
 - 4.1. Exits.
 - 4.2. Primary evacuation routes.
 - 4.3. Secondary evacuation routes.
 - 4.4. Accessible egress routes.
 - 4.5. Areas of refuge.
 - 4.6. Exterior areas for assisted rescue.
 - 4.7. Manual fire alarm boxes.
 - 4.8. Portable fire extinguishers.
 - 4.9. Occupant-use hose stations.
 - 4.10. Fire alarm annunciators and controls.
5. A list of major fire hazards associated with the normal use and occupancy of the premises, including maintenance and housekeeping procedures.
6. Identification and assignment of personnel responsible for maintenance of systems and equipment installed to prevent or control fires.
7. Identification and assignment of personnel responsible for maintenance, housekeeping and controlling fuel hazard sources.

404.3.3 Lockdown plans. Where facilities develop a lockdown plan, the lockdown plan shall be in accordance with Sections 404.3.3.1 through 404.3.3.3.

404.3.3.1 Lockdown plan contents. Lockdown plans shall be approved by the fire code official and shall include the following:

1. Initiation. The plan shall include instructions for reporting an emergency that requires a lockdown.
2. Accountability. The plan shall include accountability procedures for staff to report the presence or absence of occupants.
3. Recall. The plan shall include a prearranged signal for returning to normal activity.
4. Communication and coordination. The plan shall include an approved means of two-way communication between a central location and each secured area.

404.3.3.2 Training frequency. The training frequency shall be included in the lockdown plan. The lockdown drills shall not substitute for any of the fire and evacuation drills required in Section 405.2.

404.3.3.3 Lockdown notification. The method of notifying building occupants of a lockdown shall be included in the plan. The method of notification shall be separate and distinct from the fire alarm signal.

404.4 Maintenance. Fire safety and evacuation plans shall be reviewed or updated annually or as necessitated by changes in staff assignments, occupancy or the physical arrangement of the building.

404.5 Availability. Fire safety and evacuation plans shall be available in the workplace for reference and review by employees, and copies shall be furnished to the fire code official for review upon request.

404.5.1 Distribution. The fire safety and evacuation plans shall be distributed to the tenants and building service employees by the owner or owner's agent. Tenants shall distribute to their employees applicable parts of the fire safety plan affecting the employees' actions in the event of a fire or other emergency.

404.6 College and university pre-fire planning. *The Chancellor, President, or his designated representative, shall, in cooperation with the enforcing agency, propose procedures to be followed in case of fire or other emergency in accordance with the provisions of Section 408.3.1.1.*

404.7 Office buildings. *All office buildings two or more stories in height, except high-rise buildings as defined by Health and Safety Code Section 13210, shall comply with this section.*

404.7.1 Owner(s) or operator(s) shall employ either one of the following methods of providing emergency procedures and information to the building occupants:

1. *Emergency procedures information published in the form of a leaflet, brochure, or pamphlet shall be available to all persons entering the building. Emergency procedures information shall be located immediately inside all entrances to the building, as determined by the authority having jurisdiction. Locations shall be clearly marked.*

2. A floor plan providing emergency procedures information shall be posted at every stairway landing, at every elevator landing, and immediately inside all public entrances to the building. The information shall be posted so that it describes the represented floor level and can be easily seen immediately upon entering the floor level of the building. Emergency procedures information shall be printed with a minimum of $\frac{3}{16}$ -inch high nondecorative lettering providing a sharp contrast to the background.

404.7.1.2 Emergency procedures information shall provide all ambulatory, nonambulatory, and the physically disabled instructions to be followed in the event of an emergency. Emergency procedures information shall include, but not be limited to, the following:

1. Location of exits.
2. Location of fire alarm initiating stations, if required.
3. What the fire alarm, if required, sounds and looks like (audible and visual warning devices).
4. Fire department emergency telephone number 911.
5. The prohibition of elevator use during emergencies, if any.

404.7.2 Hotels, motels and lodging houses. Every guest-room available for rental in a hotel, motel, or lodging house shall have clearly visible emergency procedures information printed on a floor plan representative of the floor level and posted on the interior of each entrance door or immediately adjacent to such door. The owner/operator of a hotel, motel, or lodging house may, in lieu of posting emergency procedures information in each guest-room, provide such information through the use of leaflets, brochures, pamphlets, videotapes, or any other method as approved by the authority having jurisdiction. Oral communication in itself does not fulfill the intent of this section. However, oral communication can be incorporated as a part of the transfer of emergency procedures information. When emergency procedures information signage is posted on the interior of the guestroom entrance door, the bottom of the information shall not be located more than 4-feet above the floor level. Visually impaired persons shall receive instructions of a type they will understand, for example: taping of instructions, instructions in Braille, or other appropriate methods.

404.7.2.1 Each method of providing information shall include, but not be limited to that described in Section 404.7.1.2.

404.7.2.2 Hotels, motels, and lodging houses shall maintain at the registration desk a list noting the guest-rooms assigned to guests with disabilities when such guests have indicated that they have special emergency evacuation requirements. The innkeeper shall, at the innkeeper's option, do one of the following:

1. Provide a place on the registration form for physically disabled guests who have such requirements to so identify themselves.

2. Provide a notice on the room key jacket advising guests with disabilities who have special emergency evacuation requirements to so notify the front desk.
3. Utilize such other means for allowing such guests with disabilities to so identify themselves as may be approved by the authority having jurisdiction.

404.7.3 Stairways. Hotels, motels, lodging houses, high-rise office buildings, and Group I, Division 1 and 2 occupancies as defined in the California Building Code (except honor farms and conservation camps) shall comply with this section.

404.7.3.1 Emergency procedures information printed on a floor plan shall be posted at every stairway landing, at every elevator landing, and immediately inside all public entrances to the building. The information shall be representative of the floor level and be posted so that the bottom edge of such information is not located more than 4-feet above the floor, where it can be easily identified. Emergency procedures information shall be printed with a minimum of $\frac{3}{16}$ -inch nondecorative lettering providing a sharp contrast to the background.

404.7.3.1.2 Emergency procedures information shall include, but not be limited to, that described in Section 404.7.1.2.

404.7.4 Emergency Director. Owner(s) and operator(s) of hotels, motels, lodging houses, high-rise office buildings, and Group I, Division 1 and 2 occupancies as defined in the California Building Code (except honor farms and conservation camps) shall appoint a Fire Safety Director, who shall:

1. Report to owner(s) or operator(s).
2. Coordinate fire safety activities of the facility with the authority having jurisdiction.
3. Conduct, or cause to be conducted, all training as described in Sections 404.7.5 through 404.7.5.1.3 for all building employees and maintain records of dates, subjects, and attendance of each training session.
4. Develop and maintain a written facility emergency plan acceptable to the authority having jurisdiction. Upon request, the facility emergency plan shall be made physically available at the respective facility to the authority having jurisdiction. Facility emergency plans shall include, but not be limited to the following:
 - 4.1. Fire department emergency telephone number 911.
 - 4.2. Other emergency response telephone numbers.
 - 4.3. Evacuation or relocation plan for the building occupants.
 - 4.4. Duties of the Fire Safety Director and other designated emergency personnel.

4.5. Building employee responsibilities in case of emergency, including individual assignment and reporting responsibilities.

4.6. Procedures to identify and assist the non-ambulatory and physically disabled.

5. Assure that the requirements of Section 404.7.4, item 4, subsection 4.6, procedures to identify and assist the nonambulatory and physically disabled are accomplished as follows:

5.1. Hotels, motels, and lodging houses shall comply with subsection (b)(3);

5.2. Owner(s) or operator(s) of high-rise office buildings shall maintain a list of all permanent building tenants who have disabilities. Building owner(s) or operator(s) shall be notified in writing by those who have disabilities. Information provided in the list shall include any special emergency evacuation needs and permanent work location of such physically disabled persons. The list shall be located in the building manager's office;

5.3 Group I, Division 1 and 2 occupancies as defined in the California Building Code (except honor farms and conservation camps) shall comply with normal hospital policies of assisting patients and guests during an emergency evacuation.

404.7.5 Training. Hotels, motels, lodging houses, and high-rise office buildings shall conduct annually, emergency procedures training for all building employees. Group I, Division 1 and 2 occupancies as defined in the California Building Code (except honor farms and conservation camps) shall conduct quarterly fire emergency training for all building employees.

404.7.5.1 Fire Safety Directors and their designated emergency personnel shall receive training in the identification and use of facility fire safety equipment, communication procedures, people movement procedures, fire prevention practices, and their duties outlined in their respective emergency plan. The training curriculum shall be approved by, and made available to the authority having jurisdiction.

404.7.5.2. All building employees shall receive training covering the identification and use of facility fire safety equipment, fire prevention practices, and appropriate procedures to follow in the event of a fire.

404.7.5.3. Actual evacuation or relocation of building occupants pursuant to procedures contained in the emergency plan shall be conducted at least annually for all building employees. Appropriate records, including dates, floors or building involved, and persons conducting evacuation or relocation procedures shall be maintained and made immediately available to the authority having jurisdiction upon their request. The authority having jurisdiction shall be notified not

less than 48 hours in advance of such planned evacuation or relocation.

Exception: In hotels, motels, lodging houses, and Group I, Division 1 and 2 occupancies as defined in the California Building Code, guests and patients are not required to participate in evacuation or relocation of the building. In hotels, motels, lodging houses, Group I, Division 1 and 2 occupancies as defined in the California Building Code, and high-rise office buildings, on-duty personnel who have security or maintenance related responsibilities, and designated management personnel approved by the fire authority having jurisdiction shall not be required to participate in any drill but, they shall provide an alternate method approved by the authority having jurisdiction to measure their knowledge of their respective duties pursuant to the emergency plan.

404.7.6 Emergency procedures signage posted prior to the effective date of these regulations may be continued in use until one year after such effective date of these regulations.

SECTION 405 EMERGENCY EVACUATION DRILLS

405.1 General. Emergency evacuation drills complying with the provisions of this section shall be conducted at least annually in the occupancies listed in Section 404.2 or when required by the fire code official. Drills shall be designed in cooperation with the local authorities.

405.2 Frequency. Required emergency evacuation drills shall be held at the intervals specified in Table 405.2 or more frequently where necessary to familiarize all occupants with the drill procedure.

405.3 Leadership. Responsibility for the planning and conduct of drills shall be assigned to competent persons designated to exercise leadership.

405.4 Time. Drills shall be held at unexpected times and under varying conditions to simulate the unusual conditions that occur in case of fire.

405.5 Record keeping. Records shall be maintained of required emergency evacuation drills and include the following information:

1. Identity of the person conducting the drill.
2. Date and time of the drill.
3. Notification method used.
4. Staff members on duty and participating.
5. Number of occupants evacuated.
6. Special conditions simulated.
7. Problems encountered.
8. Weather conditions when occupants were evacuated.
9. Time required to accomplish complete evacuation.

EMERGENCY PLANNING AND PREPAREDNESS

**TABLE 405.2
FIRE AND EVACUATION DRILL
FREQUENCY AND PARTICIPATION**

GROUP OR OCCUPANCY	FREQUENCY	PARTICIPATION
Group A	Quarterly	Employees
Group B ^c	Annually	Employees
Group E	See Section 408.3 ^a	All occupants
Group F	Annually	Employees
Group I	Quarterly on each shift	Employees ^b
Group R-1	Quarterly on each shift	Employees
Group R-2 ^d	See Section 408.3 ^a	All occupants
Group R-4	Quarterly on each shift	Employees ^b
High-rise buildings	Annually	Employees

- a. The frequency shall be allowed to be modified in accordance with Section 408.3.4.
- b. Fire and evacuation drills in residential care assisted living facilities shall include complete evacuation of the premises in accordance with Section 408.10.5. Where occupants receive habilitation or rehabilitation training, fire prevention and fire safety practices shall be included as part of the training program.
- c. Group B buildings having an occupant load of 500 or more persons or more than 100 persons above or below the lowest level of exit discharge.
- d. Applicable to Group R-2 college and university buildings in accordance with Section 408.3.

405.6 Notification. Where required by the fire code official, prior notification of emergency evacuation drills shall be given to the fire code official.

405.7 Initiation. Where a fire alarm system is provided, emergency evacuation drills shall be initiated by activating the fire alarm system.

405.8 Accountability. As building occupants arrive at the assembly point, efforts shall be made to determine if all occupants have been successfully evacuated or have been accounted for.

405.9 Recall and reentry. An electrically or mechanically operated signal used to recall occupants after an evacuation shall be separate and distinct from the signal used to initiate the evacuation. The recall signal initiation means shall be manually operated and under the control of the person in charge of the premises or the official in charge of the incident. No one shall reenter the premises until authorized to do so by the official in charge.

**SECTION 406
EMPLOYEE TRAINING AND
RESPONSE PROCEDURES**

406.1 General. Employees in the occupancies listed in Section 404.2 shall be trained in the fire emergency procedures described in their fire evacuation and fire safety plans. Training shall be based on these plans and as described in Section 404.3.

406.2 Frequency. Employees shall receive training in the contents of fire safety and evacuation plans and their duties as part of new employee orientation and at least annually there-

after. Records shall be kept and made available to the fire code official upon request.

406.3 Employee training program. Employees shall be trained in fire prevention, evacuation and fire safety in accordance with Sections 406.3.1 through 406.3.4.

406.3.1 Fire prevention training. Employees shall be apprised of the fire hazards of the materials and processes to which they are exposed. Each employee shall be instructed in the proper procedures for preventing fires in the conduct of their assigned duties.

406.3.2 Evacuation training. Employees shall be familiarized with the fire alarm and evacuation signals, their assigned duties in the event of an alarm or emergency, evacuation routes, areas of refuge, exterior assembly areas and procedures for evacuation.

406.3.3 Emergency lockdown training. Where a facility has a lockdown plan, employees shall be trained on their assigned duties and procedures in the event of an emergency lockdown.

406.3.4 Fire safety training. Employees assigned fire-fighting duties shall be trained to know the locations and proper use of portable fire extinguishers or other manual fire-fighting equipment and the protective clothing or equipment required for its safe and proper use.

**SECTION 407
HAZARD COMMUNICATION**

407.1 General. The provisions of Sections 407.2 through 407.7 shall be applicable where hazardous materials subject to permits under Section 5001.5 are located on the premises or where required by the fire code official.

407.2 Material Safety Data Sheets. Material Safety Data Sheets (MSDS) for all hazardous materials shall be either readily available on the premises as a paper copy, or where approved, shall be permitted to be readily retrievable by electronic access.

407.3 Identification. Individual containers of hazardous materials, cartons or packages shall be marked or labeled in accordance with applicable federal regulations. Buildings, rooms and spaces containing hazardous materials shall be identified by hazard warning signs in accordance with Section 5003.5.

407.4 Training. Persons responsible for the operation of areas in which hazardous materials are stored, dispensed, handled or used shall be familiar with the chemical nature of the materials and the appropriate mitigating actions necessary in the event of a fire, leak or spill. Responsible persons shall be designated and trained to be liaison personnel for the fire department. These persons shall aid the fire department in preplanning emergency responses and identification of the locations where hazardous materials are located, and shall have access to Material Safety Data Sheets and be knowledgeable in the site emergency response procedures.

407.5 Hazardous Materials Inventory Statement. Where required by the fire code official, each application for a per-

mit shall include a Hazardous Materials Inventory Statement (HMIS) in accordance with Section 5001.5.2.

407.6 Hazardous Materials Management Plan. Where required by the fire code official, each application for a permit shall include a Hazardous Materials Management Plan (HMMP) in accordance with Section 5001.5.1. The fire code official is authorized to accept a similar plan required by other regulations.

407.7 Facility closure plans. The permit holder or applicant shall submit to the fire code official a facility closure plan in accordance with Section 5001.6.3 to terminate storage, dispensing, handling or use of hazardous materials.

SECTION 408

USE AND OCCUPANCY-RELATED REQUIREMENTS

408.1 General. In addition to the other requirements of this chapter, the provisions of this section are applicable to specific occupancies listed herein.

408.2 Group A occupancies. Group A occupancies shall comply with the requirements of Sections 408.2.1 and 408.2.2 and Sections 401 through 406.

408.2.1 Seating plan. The fire safety and evacuation plans for assembly occupancies shall include the information required by Section 404.3 and a detailed seating plan, occupant load and occupant load limit. Deviations from the approved plans shall be allowed provided the occupant load limit for the occupancy is not exceeded and the aisles and exit accessways remain unobstructed.

408.2.2 Announcements. In theaters, motion picture theaters, auditoriums and similar assembly occupancies in Group A used for noncontinuous programs, an audible announcement shall be made not more than 10 minutes prior to the start of each program to notify the occupants of the location of the exits to be used in the event of a fire or other emergency.

Exception: In motion picture theaters, the announcement is allowed to be projected upon the screen in a manner approved by the fire code official.

408.3 Group E occupancies and Group R-2 college and university buildings. Group E occupancies shall comply with the requirements of Sections 408.3.1 through 408.3.1.1 and Sections 401 through 403. Group R-2 college and university buildings shall comply with the requirements of Sections 408.3.2 and Sections 401 through 403.

408.3.1 Group E Occupancies. *Every person and public officer managing, controlling, or in charge of any public, private, or parochial school, other than a two-year community college, shall cause the fire alarm signal to be sounded not less than once every calendar month at the elementary and intermediate levels, and not less than twice yearly at the secondary level in the manner prescribed in Section 907. A fire drill shall be held at the secondary level not less than twice every school year.*

408.3.1.1 Emergency Pre-Fire Planning. *Each school principal, district superintendent or day nursery manager shall, in cooperation with the enforcing agency,*

prepare procedures to be followed in case of fire or other emergency. They should include the following:

1. *Posting of the telephone number of the fire department in the office and/or at the main switchboard.*
2. *Assignment of a responsible person to call the fire department upon notification of any fire or activation of the alarm system for any reason other than fire drills.*
3. *Posting in a conspicuous place in each classroom or assembly area a plan showing paths of travel to evacuate the room in case of emergency and including an alternate route.*
4. *Posting in each classroom instructions to be followed by the teacher. These should include:*
 - 4.1 *Maintaining of order during evacuation.*
 - 4.2 *Removal of roll call book and calling of roll when designated evacuation area is reached.*

408.3.2 College and University Pre-Fire Planning. *The Chancellor, President, or his designated representative, shall, in cooperation with the enforcing agency, propose procedures to be followed in case of fire or other emergency in accordance with the provisions of Section 408.3.1.1.*

408.3.3 First emergency evacuation drill. The first emergency evacuation drill of each school year shall be conducted within 10 days of the beginning of classes.

408.3.4 Emergency evacuation drill deferral. In severe climates, the fire code official shall have the authority to modify the emergency evacuation drill frequency specified in Section 405.2.

408.3.5 Time of day. Emergency evacuation drills shall be conducted at different hours of the day or evening, during the changing of classes, when the school is at assembly, during the recess or gymnastic periods, or during other times to avoid distinction between drills and actual fires. In Group R-2 college and university buildings, one required drill shall be held during hours after sunset or before sunrise.

408.3.6 Assembly points. Outdoor assembly areas shall be designated and shall be located a safe distance from the building being evacuated so as to avoid interference with fire department operations. The assembly areas shall be arranged to keep each class separate to provide accountability of all individuals.

408.4 Group H-5 occupancies. Group H-5 occupancies shall comply with the requirements of Sections 408.4.1 through 408.4.4 and Sections 401 through 407.

408.4.1 Plans and diagrams. In addition to the requirements of Section 404 and Section 407.6, plans and diagrams shall be maintained in approved locations indicating the approximate plan for each area, the amount and type of HPM stored, handled and used, locations of shutoff valves for HPM supply piping, emergency telephone locations and locations of exits.

408.4.2 Plan updating. The plans and diagrams required by Section 408.4.1 shall be maintained up to date and the

fire code official and fire department shall be informed of all major changes.

408.4.3 Emergency response team. Responsible persons shall be designated the on-site emergency response team and trained to be liaison personnel for the fire department. These persons shall aid the fire department in preplanning emergency responses, identifying locations where HPM is stored, handled and used, and be familiar with the chemical nature of such material. An adequate number of personnel for each work shift shall be designated.

408.4.4 Emergency drills. Emergency drills of the on-site emergency response team shall be conducted on a regular basis but not less than once every three months. Records of drills conducted shall be maintained.

408.5 Group I-1 occupancies. Group I-1 occupancies shall comply with the requirements of Sections 408.5.1 through 408.5.5 and Sections 401 through 406.

408.5.1 Fire safety and evacuation plan. The fire safety and evacuation plan required by Section 404 shall include special staff actions including fire protection procedures necessary for residents and shall be amended or revised upon admission of any resident with unusual needs.

408.5.2 Staff training. Employees shall be periodically instructed and kept informed of their duties and responsibilities under the plan. Such instruction shall be reviewed by the staff at least every two months. A copy of the plan shall be readily available at all times within the facility.

408.5.3 Resident training. Residents capable of assisting in their own evacuation shall be trained in the proper actions to take in the event of a fire. The training shall include actions to take if the primary escape route is blocked. Where the resident is given rehabilitation or habilitation training, training in fire prevention and actions to take in the event of a fire shall be a part of the rehabilitation training program. Residents shall be trained to assist each other in case of fire to the extent their physical and mental abilities permit them to do so without additional personal risk.

408.5.4 Drill frequency. Emergency evacuation drills shall be conducted at least six times per year, two times per year on each shift. Twelve drills shall be conducted in the first year of operation. Drills are not required to comply with the time requirements of Section 405.4.

408.5.5 Resident participation. Emergency evacuation drills shall involve the actual evacuation of residents to a selected assembly point.

408.6 Group I-2 occupancies. Group I-2 occupancies shall comply with the requirements of Sections 408.6.1 and 408.6.2 and Sections 401 through 406. Drills are not required to comply with the time requirements of Section 405.4.

408.6.1 Evacuation not required. During emergency evacuation drills, the movement of patients to safe areas or to the exterior of the building is not required.

408.6.2 Coded alarm signal. When emergency evacuation drills are conducted after visiting hours or when

patients or residents are expected to be asleep, a coded announcement is allowed instead of audible alarms.

408.7 Group I-3 occupancies. Group I-3 occupancies shall comply with the requirements of Sections 408.7.1 through 408.7.4 and Sections 401 through 406.

408.7.1 Employee training. Employees shall be instructed in the proper use of portable fire extinguishers and other manual fire suppression equipment. Training of new staff shall be provided promptly upon entrance on duty. Refresher training shall be provided at least annually.

408.7.2 Staffing. Group I-3 occupancies shall be provided with 24-hour staffing. Staff shall be within three floors or 300 feet (91 440 mm) horizontal distance of the access door of each resident housing area. In Use Conditions 3, 4 and 5, as defined in Chapter 2, the arrangement shall be such that the staff involved can start release of locks necessary for emergency evacuation or rescue and initiate other necessary emergency actions within 2 minutes of an alarm.

Exception: Staff shall not be required to be within three floors or 300 feet (9144 mm) in areas in which all locks are unlocked remotely and automatically in accordance with Section 408.4 of the *California Building Code*.

408.7.3 Notification. Provisions shall be made for residents in Use Conditions 3, 4 and 5, as defined in Chapter 2, to readily notify staff of an emergency.

408.7.4 Keys. Keys necessary for unlocking doors installed in a means of egress shall be individually identifiable by both touch and sight.

408.8 Group R-1 occupancies. Group R-1 occupancies shall comply with the requirements of Sections 408.8.1 through 408.8.3 and Sections 401 through 406.

408.8.1 Evacuation diagrams. A diagram depicting two evacuation routes shall be posted on or immediately adjacent to every required egress door from each hotel or motel sleeping unit.

408.8.2 Emergency duties. Upon discovery of a fire or suspected fire, hotel and motel employees shall perform the following duties:

1. Activate the fire alarm system, where provided.
2. Notify the public fire department.
3. Take other action as previously instructed.

408.8.3 Fire safety and evacuation instructions. Information shall be provided in the fire safety and evacuation plan required by Section 404 to allow guests to decide whether to evacuate to the outside, evacuate to an area of refuge, remain in place, or any combination of the three.

408.9 Group R-2 occupancies. Group R-2 occupancies shall comply with the requirements of Sections 408.9.1 through 408.9.4 and Sections 401 through 406.

408.9.1 Emergency guide. A fire emergency guide shall be provided which describes the location, function and use of fire protection equipment and appliances accessible to

residents, including fire alarm systems, smoke alarms, and portable fire extinguishers. The guide shall also include an emergency evacuation plan for each dwelling unit.

408.9.2 Evacuation diagrams in Group R-2 dormitories. A diagram depicting two evacuation routes shall be posted on or immediately adjacent to every required egress door from each Group R-2 dormitory sleeping unit.

408.9.3 Maintenance. Emergency guides shall be reviewed and approved in accordance with Section 401.2. Evacuation diagrams shall be reviewed and updated in accordance with Section 404.4.

408.9.4 Distribution. A copy of the emergency guide shall be given to each tenant prior to initial occupancy.

408.10 Group R-4 occupancies. Group R-4 occupancies shall comply with the requirements of Sections 408.10.1 through 408.10.5 and Sections 401 through 406.

408.10.1 Fire safety and evacuation plan. The fire safety and evacuation plan required by Section 404 shall include special staff actions, including fire protection procedures necessary for residents, and shall be amended or revised upon admission of a resident with unusual needs.

408.10.2 Staff training. Employees shall be periodically instructed and kept informed of their duties and responsibilities under the plan. Such instruction shall be reviewed by the staff at least every two months. A copy of the plan shall be readily available at all times within the facility.

408.10.3 Resident training. Residents capable of assisting in their own evacuation shall be trained in the proper actions to take in the event of a fire. The training shall include actions to take if the primary escape route is blocked. Where the resident is given rehabilitation or habilitation training, training in fire prevention and actions to take in the event of a fire shall be a part of the rehabilitation training program. Residents shall be trained to assist each other in case of fire to the extent their physical and mental abilities permit them to do so without additional personal risk.

408.10.4 Drill frequency. Emergency evacuation drills shall be conducted at least six times per year, two times per year on each shift. Twelve drills shall be conducted in the first year of operation. Drills are not required to comply with the time requirements of Section 405.4.

408.10.5 Resident participation. Emergency evacuation drills shall involve the actual evacuation of residents to a selected assembly point and shall provide residents with experience in exiting through all required exits. All required exits shall be used during emergency evacuation drills.

Exception: Actual exiting from windows shall not be required. Opening the window and signaling for help shall be an acceptable alternative.

408.11 Covered and open mall buildings. Covered and open mall buildings shall comply with the provisions of Sections 408.11.1 through 408.11.3.

408.11.1 Lease plan. A lease plan shall be prepared for each covered and open mall building. The plan shall

include the following information in addition to that required by Section 404.3.2:

1. Each occupancy, including identification of tenant.
2. Exits from each tenant space.
3. Fire protection features, including the following:
 - 3.1. Fire department connections.
 - 3.2. Fire command center.
 - 3.3. Smoke management system controls.
 - 3.4. Elevators, elevator machine rooms and controls.
 - 3.5. Hose valve outlets.
 - 3.6. Sprinkler and standpipe control valves.
 - 3.7. Automatic fire-extinguishing system areas.
 - 3.8. Automatic fire detector zones.
 - 3.9. Fire barriers.

408.11.1.1 Approval. The lease plan shall be submitted to the fire code official for approval, and shall be maintained on site for immediate reference by responding fire service personnel.

408.11.1.2 Revisions. The lease plans shall be revised annually or as often as necessary to keep them current. Modifications or changes in tenants or occupancies shall not be made without prior approval of the fire code official and building official.

408.11.2 Tenant identification. Each occupied tenant space provided with a secondary exit to the exterior or exit corridor shall be provided with tenant identification by business name and/or address. Letters and numbers shall be posted on the corridor side of the door, be plainly legible and shall contrast with their background.

Exception: Tenant identification is not required for anchor stores.

408.11.3 Maintenance. Unoccupied tenant spaces shall be:

1. Kept free from the storage of any materials.
2. Separated from the remainder of the building by partitions of at least 0.5-inch-thick (12.7 mm) gypsum board or an approved equivalent to the underside of the ceiling of the adjoining tenant spaces.
3. Without doors or other access openings other than one door that shall be kept key locked in the closed position except during that time when opened for inspection.
4. Kept free from combustible waste and be broom-swept clean.

408.12 Organized Camps. Group C occupancies shall comply with the requirements of Sections 408.12.1 through 408.12.3.

408.12.1 Staff training and evacuation plan. Every organized camp shall institute fire training programs for all employees in the use of all fire extinguishing equipment and methods of evacuation, and shall establish procedures which shall, as far as possible, be followed in the event of

EMERGENCY PLANNING AND PREPAREDNESS

fire or any other emergency. If located in a forest area, a plan shall be prepared for the evacuation of the camp in case of an approaching forest fire or other emergency.

408.12.2 Resident training. *Within 24 hours after arrival, every group of persons attending an organized camp shall be made familiar with the method by which the fire alarm may be activated and with the procedures to be followed upon notification of fire.*

408.12.3 Fire drills. *At least one fire drill shall be held within 24 hours of the commencement of each camping session. Additional drills shall be conducted at least once each week thereafter. When sessions exceed a 7-day period, at least one drill shall be held during night-time sleeping hours.*

CALIFORNIA FIRE CODE – MATRIX ADOPTION TABLE
CHAPTER 5 – FIRE SERVICE FEATURES
 (Matrix Adoption Tables are non-regulatory, intended only as an aid to the user.
 See Chapter 1 for state agency authority and building applications.)

Adopting Agency	BSC	SFM		HCD			DSA		OSHPD				BSCC	DHS	AGR	DWR	CEC	CA	SL	SLC
		T-24	T-19*	1	2	1/AC	AC	SS	1	2	3	4								
Adopt Entire Chapter																				
Adopt Entire Chapter as amended (amended sections listed below)		X																		
Adopt only those sections that are listed below																				
[California Code of Regulations, Title 19, Division 1]			X																	
Chapter / Section																				
[T-19 §3.05 (a)]			X																	
503		†																		
[T-19 §3.05 (b)]			X																	
504.4		X																		
507.2.1		X																		
507.3		X																		
507.5		X																		
507.3		X																		
507.5		X																		
507.5.1		X																		
507.5.3		X																		
508.1		X																		
508.1.2		X																		
508.1.5		X																		
508.1.6		X																		
510.3		†																		

This state agency does not adopt sections identified with the following symbol: †

* The California Code of Regulations (CCR), Title 19, Division 1 provisions that are found in the California Fire Code are a reprint from the current CCR, Title 19, Division 1 text for the code user's convenience only. The scope, applicability and appeals procedures of CCR, Title 19, Division I remain the same.

Part III—Building and Equipment Design Features

CHAPTER 5

FIRE SERVICE FEATURES

SECTION 501 GENERAL

501.1 Scope. Fire service features for buildings, structures and premises shall comply with this chapter.

501.2 Permits. A permit shall be required as set forth in Sections 105.6 and 105.7.

501.3 Construction documents. Construction documents for proposed fire apparatus access, location of fire lanes, security gates across fire apparatus access and construction documents and hydraulic calculations for fire hydrant systems shall be submitted to the fire department for review and approval prior to construction.

501.4 Timing of installation. When fire apparatus access roads or a water supply for fire protection is required to be

installed, such protection shall be installed and made serviceable prior to and during the time of construction except when approved alternative methods of protection are provided. Temporary street signs shall be installed at each street intersection when construction of new roadways allows passage by vehicles in accordance with Section 505.2.

SECTION 502 DEFINITIONS

502.1 Definitions. The following terms are defined in Chapter 2:

AGENCY.

FIRE APPARATUS ACCESS ROAD.

FIRE COMMAND CENTER.

FIRE DEPARTMENT MASTER KEY.

FIRE LANE.

KEY BOX.

TRAFFIC CALMING DEVICES.

SECTION 503

FIRE APPARATUS ACCESS ROADS

503.1 Where required. Fire apparatus access roads shall be provided and maintained in accordance with Sections 503.1.1 through 503.1.3.

503.1.1 Buildings and facilities. Approved fire apparatus access roads shall be provided for every facility, building or portion of a building hereafter constructed or moved into or within the jurisdiction. The fire apparatus access road shall comply with the requirements of this section and shall extend to within 150 feet (45 720 mm) of all portions of the facility and all portions of the exterior walls of the first story of the building as measured by an approved route around the exterior of the building or facility.

Exception: The fire code official is authorized to increase the dimension of 150 feet (45 720 mm) where:

1. The building is equipped throughout with an approved automatic sprinkler system installed in accordance with Section 903.3.1.1, 903.3.1.2 or 903.3.1.3.
2. Fire apparatus access roads cannot be installed because of location on property, topography, waterways, nonnegotiable grades or other similar conditions, and an approved alternative means of fire protection is provided.
3. There are not more than two Group R-3 or Group U occupancies.

503.1.2 Additional access. The fire code official is authorized to require more than one fire apparatus access road based on the potential for impairment of a single road by vehicle congestion, condition of terrain, climatic conditions or other factors that could limit access.

503.1.3 High-piled storage. Fire department vehicle access to buildings used for high-piled combustible storage shall comply with the applicable provisions of Chapter 32.

503.2 Specifications. Fire apparatus access roads shall be installed and arranged in accordance with Sections 503.2.1 through 503.2.8.

[California Code of Regulations, Title 19, Division 1, §3.05(a)] Fire Department Access and Egress. (Roads)

(a) Roads. Required access roads from every building to a public street shall be all-weather hard-surfaced (suitable for use by fire apparatus) right-of-way not less than 20 feet in width. Such right-of-way shall be unobstructed and maintained only as access to the public street.

Exception: The enforcing agency may waive or modify this requirement if in his opinion such all-weather

hard-surfaced condition is not necessary in the interest of public safety and welfare.

503.2.1 Dimensions. Fire apparatus access roads shall have an unobstructed width of not less than 20 feet (6096 mm), exclusive of shoulders, except for approved security gates in accordance with Section 503.6, and an unobstructed vertical clearance of not less than 13 feet 6 inches (4115 mm).

503.2.2 Authority. The fire code official shall have the authority to require an increase in the minimum access widths where they are inadequate for fire or rescue operations.

503.2.3 Surface. Fire apparatus access roads shall be designed and maintained to support the imposed loads of fire apparatus and shall be surfaced so as to provide all-weather driving capabilities.

503.2.4 Turning radius. The required turning radius of a fire apparatus access road shall be determined by the fire code official.

503.2.5 Dead ends. Dead-end fire apparatus access roads in excess of 150 feet (45 720 mm) in length shall be provided with an approved area for turning around fire apparatus.

503.2.6 Bridges and elevated surfaces. Where a bridge or an elevated surface is part of a fire apparatus access road, the bridge shall be constructed and maintained in accordance with AASHTO HB-17. Bridges and elevated surfaces shall be designed for a live load sufficient to carry the imposed loads of fire apparatus. Vehicle load limits shall be posted at both entrances to bridges when required by the fire code official. Where elevated surfaces designed for emergency vehicle use are adjacent to surfaces which are not designed for such use, approved barriers, approved signs or both shall be installed and maintained when required by the fire code official.

503.2.7 Grade. The grade of the fire apparatus access road shall be within the limits established by the fire code official based on the fire department's apparatus.

503.2.8 Angles of approach and departure. The angles of approach and departure for fire apparatus access roads shall be within the limits established by the fire code official based on the fire department's apparatus.

503.3 Marking. Where required by the fire code official, approved signs or other approved notices or markings that include the words NO PARKING—FIRE LANE shall be provided for fire apparatus access roads to identify such roads or prohibit the obstruction thereof. The means by which fire lanes are designated shall be maintained in a clean and legible condition at all times and be replaced or repaired when necessary to provide adequate visibility.

503.4 Obstruction of fire apparatus access roads. Fire apparatus access roads shall not be obstructed in any manner, including the parking of vehicles. The minimum widths and clearances established in Section 503.2.1 shall be maintained at all times.

503.4.1. Traffic calming devices. Traffic calming devices shall be prohibited unless approved by the fire code official.

503.5 Required gates or barricades. The fire code official is authorized to require the installation and maintenance of gates or other approved barricades across fire apparatus access roads, trails or other accessways, not including public streets, alleys or highways. Electric gate operators, where provided, shall be listed in accordance with UL 325. Gates intended for automatic operation shall be designed, constructed and installed to comply with the requirements of ASTM F 2200.

503.5.1 Secured gates and barricades. When required, gates and barricades shall be secured in an approved manner. Roads, trails and other accessways that have been closed and obstructed in the manner prescribed by Section 503.5 shall not be trespassed on or used unless authorized by the owner and the fire code official.

Exception: The restriction on use shall not apply to public officers acting within the scope of duty.

503.5.2 Fences and Gates. *School grounds may be fenced and gates therein may be equipped with locks, provided that safe dispersal areas based on 3 square feet (0.28 m²) per occupant are located between the school and the fence. Such required safe dispersal areas shall not be located less than 50 feet (15 240 mm) from school buildings.*

Every public and private school shall conform with Section 32020 of the Education Code which states:

The governing board of every public school district, and the governing authority of every private school, which maintains any building used for the instruction or housing of school pupils on land entirely enclosed (except for building walls) by fences of walls, shall, through cooperation with the local law enforcement and fire-protection agencies having jurisdiction of the area, make provision for the erection of gates in such fences or walls. The gates shall be of sufficient size to permit the entrance of the ambulances, police equipment and fire-fighting apparatus used by the law enforcement and fire-protection agencies. There shall be no less than one such access gate and there shall be as many such gates as needed to assure access to all major buildings and ground areas. If such gates are to be equipped with locks, the locking devices shall be designed to permit ready entrance by the use of the chain or bolt-cutting devices with which the local law enforcement and fire-protection agencies may be equipped.

503.6 Security gates. The installation of security gates across a fire apparatus access road shall be approved by the fire chief. Where security gates are installed, they shall have an approved means of emergency operation. The security gates and the emergency operation shall be maintained operational at all times. Electric gate operators, where provided, shall be listed in accordance with UL 325. Gates intended for auto-

matic operation shall be designed, constructed and installed to comply with the requirements of ASTM F 2200.

SECTION 504 ACCESS TO BUILDING OPENINGS AND ROOFS

504.1 Required access. Exterior doors and openings required by this code or the *California Building Code* shall be maintained readily accessible for emergency access by the fire department. An approved access walkway leading from fire apparatus access roads to exterior openings shall be provided when required by the fire code official.

504.2 Maintenance of exterior doors and openings. Exterior doors and their function shall not be eliminated without prior approval. Exterior doors that have been rendered non-functional and that retain a functional door exterior appearance shall have a sign affixed to the exterior side of the door with the words THIS DOOR BLOCKED. The sign shall consist of letters having a principal stroke of not less than $\frac{3}{4}$ inch (19.1 mm) wide and at least 6 inches (152 mm) high on a contrasting background. Required fire department access doors shall not be obstructed or eliminated. Exit and exit access doors shall comply with Chapter 10. Access doors for high-piled combustible storage shall comply with Section 3206.6.1.

504.3 Stairway access to roof. New buildings four or more stories above grade plane, except those with a roof slope greater than four units vertical in 12 units horizontal (33.3-percent slope), shall be provided with a stairway to the roof. Stairway access to the roof shall be in accordance with Section 1009.13. Such stairway shall be marked at street and floor levels with a sign indicating that the stairway continues to the roof. Where roofs are used for roof gardens or for other purposes, stairways shall be provided as required for such occupancy classification.

504.4 Roof access. *No person shall install or maintain any security barrier such as barbed wire fencing, razor wire fencing, chain link fencing, or any other fencing material, cable, aerial, antenna, or other obstruction on the roof of any commercial establishment in such a manner as to obstruct or render egress or access hazardous in the event of fire or other emergency.*

Exception: *Guy wire, rods and aerial antenna masts may be attached to a roof structure having a slope of less than 30 degrees provided there is full clearance of 7 feet or more between the roof and said obstruction. Guy wire or rods required to support aerial or antenna masts may be attached to a roof structure a lateral distance from the mast not in excess of one-sixth the height of the mast.*

SECTION 505 PREMISES IDENTIFICATION

505.1 Address identification. New and existing buildings shall have approved address numbers, building numbers or approved building identification placed in a position that is plainly legible and visible from the street or road fronting the property. These numbers shall contrast with their back-

ground. Where required by the fire code official, address numbers shall be provided in additional approved locations to facilitate emergency response. Address numbers shall be Arabic numbers or alphabetical letters. Numbers shall be a minimum of 4 inches (101.6 mm) high with a minimum stroke width of 0.5 inch (12.7 mm). Where access is by means of a private road and the building cannot be viewed from the public way, a monument, pole or other sign or means shall be used to identify the structure. Address numbers shall be maintained.

505.2 Street or road signs. Streets and roads shall be identified with approved signs. Temporary signs shall be installed at each street intersection when construction of new roadways allows passage by vehicles. Signs shall be of an approved size, weather resistant and be maintained until replaced by permanent signs.

**SECTION 506
KEY BOXES**

506.1 Where required. Where access to or within a structure or an area is restricted because of secured openings or where immediate access is necessary for life-saving or fire-fighting purposes, the fire code official is authorized to require a key box to be installed in an approved location. The key box shall be of an approved type listed in accordance with UL 1037, and shall contain keys to gain necessary access as required by the fire code official.

506.1.1 Locks. An approved lock shall be installed on gates or similar barriers when required by the fire code official.

506.1.2 Key boxes for nonstandardized fire service elevator keys. Key boxes provided for nonstandardized fire service elevator keys shall comply with Section 506.1 and all of the following:

1. The key box shall be compatible with an existing rapid entry key box system in use in the jurisdiction and approved by the fire code official.
2. The front cover shall be permanently labeled with the words "Fire Department Use Only—Elevator Keys."
3. The key box shall be mounted at each elevator bank at the lobby nearest to the lowest level of fire department access.
4. The key box shall be mounted 5 feet 6 inches (1676 mm) above the finished floor to the right side of the elevator bank.
5. Contents of the key box are limited to fire service elevator keys. Additional elevator access tools, keys and information pertinent to emergency planning or elevator access shall be permitted when authorized by the fire code official.
6. In buildings with two or more elevator banks, a single key box shall be permitted to be used when such elevator banks are separated by not more than 30 feet (9144 mm). Additional key boxes shall be pro-

vided for each individual elevator or elevator bank separated by more than 30 feet (9144 mm).

Exception: A single key box shall be permitted to be located adjacent to a fire command center or the non-standard fire service elevator key shall be permitted to be secured in a key box used for other purposes and located in accordance with Section 506.1.

506.2 Key box maintenance. The operator of the building shall immediately notify the fire code official and provide the new key when a lock is changed or rekeyed. The key to such lock shall be secured in the key box.

**SECTION 507
FIRE PROTECTION WATER SUPPLIES**

507.1 Required water supply. An approved water supply capable of supplying the required fire flow for fire protection shall be provided to premises upon which facilities, buildings or portions of buildings are hereafter constructed or moved into or within the jurisdiction.

507.2 Type of water supply. A water supply shall consist of reservoirs, pressure tanks, elevated tanks, water mains or other fixed systems capable of providing the required fire flow.

507.2.1 Private fire service mains. Private fire service mains and appurtenances shall be installed in accordance with NFPA 24 *as amended in Chapter 47*.

507.2.2 Water tanks. Water tanks for private fire protection shall be installed in accordance with NFPA 22.

507.3 Fire flow. Fire flow requirements for buildings or portions of buildings and facilities shall be determined by an approved method *or Appendix B*.

507.4 Water supply test. The fire code official shall be notified prior to the water supply test. Water supply tests shall be witnessed by the fire code official or approved documentation of the test shall be provided to the fire code official prior to final approval of the water supply system.

507.5 Fire hydrant systems. Fire hydrant systems shall comply with Sections 507.5.1 through 507.5.6 *and Appendix C, or by an approved method*.

507.5.1 Where required. Where a portion of the facility or building hereafter constructed or moved into or within the jurisdiction is more than 400 feet (122 m) from a hydrant on a fire apparatus access road, as measured by an approved route around the exterior of the facility or building, on-site fire hydrants and mains shall be provided where required by the fire code official.

Exception:

1. For Group R-3 and Group U occupancies, *equipped throughout with an approved automatic sprinkler system installed in accordance with Section 903.3.1.1, 903.3.1.2 or 903.3.1.3*, the distance requirement shall be *not more than 600 feet (183 m)*.

507.5.1.1 Hydrant for standpipe systems. Buildings equipped with a standpipe system installed in accor-

dance with Section 905 shall have a fire hydrant within 100 feet (30 m) of the fire department connections.

Exception: The distance shall be permitted to exceed 100 feet (30 m) where approved by the fire code official.

507.5.2 Inspection, testing and maintenance. Fire hydrant systems shall be subject to periodic tests as required by the fire code official. Fire hydrant systems shall be maintained in an operative condition at all times and shall be repaired where defective. Additions, repairs, alterations and servicing shall comply with approved standards.

507.5.3 Private fire service mains and water tanks. Private fire service mains and water tanks shall be periodically inspected, tested and maintained in accordance with *California Code of Regulations, Title 19, Division 1, Chapter 5*.

507.5.4 Obstruction. Unobstructed access to fire hydrants shall be maintained at all times. The fire department shall not be deterred or hindered from gaining immediate access to fire protection equipment or fire hydrants.

507.5.5 Clear space around hydrants. A 3-foot (914 mm) clear space shall be maintained around the circumference of fire hydrants, except as otherwise required or approved.

507.5.6 Physical protection. Where fire hydrants are subject to impact by a motor vehicle, guard posts or other approved means shall comply with Section 312.

SECTION 508 FIRE COMMAND CENTER

508.1 General. Where required by other sections of this code and in all buildings classified as high-rise buildings by the *California Building Code and Group I-2 occupancies having occupied floors located more than 75 feet above the lowest level of fire department vehicle access*, a fire command center for fire department operations shall be provided and shall comply with Sections 508.1.1 through 508.1.5.

508.1.1 Location and access. The location and accessibility of the fire command center shall be approved by the fire chief.

508.1.2 Separation. The fire command center shall be separated from the remainder of the building by not less than a 1-hour fire barrier constructed in accordance with Section 707 of the *California Building Code* or horizontal assembly constructed in accordance with Section 711 of the *California Building Code*, or both.

508.1.3 Size. The fire command center shall be a minimum of 200 square feet (19 m²) in area with a minimum dimension of 10 feet (3048 mm).

508.1.4 Layout approval. A layout of the fire command center and all features required by this section to be contained therein shall be submitted for approval prior to installation.

508.1.5 Required features. The fire command center shall comply with NFPA 72 and shall contain the following features:

1. The emergency voice/alarm communication system control unit.
2. The fire department communications system.
3. *Fire alarm system zoning annunciator panel required by Section 907.6.3.3.*
4. Annunciator unit visually indicating the location of the elevators and whether they are operational.
5. Status indicators and controls for air distribution systems.
6. The fire-fighter's control panel required by Section 909.16 for smoke control systems installed in the building.
7. Controls for unlocking stairway doors simultaneously.
8. Sprinkler valve and water-flow detector display panels.
9. Emergency and standby power status indicators.
10. A telephone for fire department use with controlled access to the public telephone system.
11. Fire pump status indicators.
12. Schematic building plans indicating the typical floor plan and detailing the building core, means of egress, fire protection systems, fire-fighting equipment and fire department access, and the location of fire walls, fire barriers, fire partitions, smoke barriers and smoke partitions.
13. An approved Building Information Card that contains, but is not limited to, the following information:
 - 13.1. General building information that includes: property name, address, the number of floors in the building (above and below grade), use and occupancy classification (for mixed uses, identify the different types of occupancies on each floor), estimated building population (i.e., day, night, weekend);
 - 13.2. Building emergency contact information that includes: a list of the building's emergency contacts (e.g., building manager, building engineer, etc.) and their respective work phone number, cell phone number, and e-mail address;
 - 13.3. Building construction information that includes: the type of building construction (e.g., floors, walls, columns, and roof assembly);
 - 13.4. Exit stair information that includes: number of exit stairs in the building, each exit stair designation and floors served, location where each exit stair discharges, exit

stairs that are pressurized, exit stairs provided with emergency lighting, each exit stair that allows reentry, exit stairs providing roof access; elevator information that includes: number of elevator banks, elevator bank designation, elevator car numbers and respective floors that they serve, location of elevator machine rooms, location of sky lobby, location of freight elevator banks;

13.5. Building services and system information that includes: location of mechanical rooms, location of building management system, location and capacity of all fuel oil tanks, location of emergency generator, location of natural gas service;

13.6. Fire protection system information that includes: locations of standpipes, location of fire pump room, location of fire department connections, floors protected by automatic sprinklers, location of different types of automatic sprinkler systems installed (e.g., dry, wet, pre-action, etc.); and

13.7. Hazardous material information that includes: location of hazardous material, quantity of hazardous material.

14. Work table.

15. Generator supervision devices, manual start and transfer features.

16. Public address system, where specifically required by other sections of this code.

17. Elevator fire recall switch in accordance with *California Code of Regulations, Title 8, Division 1, Chapter 4, Subchapter 6, Elevator Safety Orders*.

18. Elevator emergency or standby power selector switch(es), where emergency or standby power is provided.

19. A master switch for unlocking elevator lobby doors permitted by Section 1008.1.4.6.

Fire command centers shall not be used for the housing of any boiler, heating unit, generator, combustible storage, or similar hazardous equipment or storage.

508.1.6 Ventilation. *The fire command center shall be provided with an independent ventilation or air-conditioning system.*

**SECTION 509
FIRE PROTECTION AND UTILITY EQUIPMENT
IDENTIFICATION AND ACCESS**

509.1 Identification. Fire protection equipment shall be identified in an approved manner. Rooms containing controls for air-conditioning systems, sprinkler risers and valves, or other fire detection, suppression or control elements shall be identified for the use of the fire department. Approved signs

required to identify fire protection equipment and equipment location shall be constructed of durable materials, permanently installed and readily visible.

509.1.1 Utility identification. Where required by the fire code official, gas shutoff valves, electric meters, service switches and other utility equipment shall be clearly and legibly marked to identify the unit or space that it serves. Identification shall be made in an approved manner, readily visible and shall be maintained.

509.2 Equipment access. Approved access shall be provided and maintained for all fire protection equipment to permit immediate safe operation and maintenance of such equipment. Storage, trash and other materials or objects shall not be placed or kept in such a manner that would prevent such equipment from being readily accessible.

**SECTION 510
EMERGENCY RESPONDER RADIO COVERAGE**

510.1 Emergency responder radio coverage in new buildings. All new buildings shall have approved radio coverage for emergency responders within the building based upon the existing coverage levels of the public safety communication systems of the jurisdiction at the exterior of the building. This section shall not require improvement of the existing public safety communication systems.

Exceptions:

1. Where approved by the building official and the fire code official, a wired communication system in accordance with Section 907.2.13.2 shall be permitted to be installed or maintained in lieu of an approved radio coverage system.
2. Where it is determined by the fire code official that the radio coverage system is not needed.
3. In facilities where emergency responder radio coverage is required and such systems, components or equipment required could have a negative impact on the normal operations of that facility, the fire code official shall have the authority to accept an automatically activated emergency responder radio coverage system.

510.2 Emergency responder radio coverage in existing buildings. Existing buildings shall be provided with approved radio coverage for emergency responders as required in Chapter 11.

510.3 Permit required. A construction permit for the installation of or modification to emergency responder radio coverage systems and related equipment is required as specified in Section 105.7.5. Maintenance performed in accordance with this code is not considered a modification and does not require a permit.

510.4 Technical requirements. Systems, components, and equipment required to provide emergency responder radio coverage system shall comply with Sections 510.4.1 through 510.4.2.5.

510.4.1 Radio signal strength. The building shall be considered to have acceptable emergency responder radio coverage when signal strength measurements in 95 percent of all areas on each floor of the building meet the signal strength requirements in Sections 510.4.1.1 and 510.4.1.2.

510.4.1.1 Minimum signal strength into the building. A minimum signal strength of -95 dBm shall be receivable within the building.

510.4.1.2 Minimum signal strength out of the building. A minimum signal strength of -95 dBm shall be received by the agency's radio system when transmitted from within the building.

510.4.2 System design. The emergency responder radio coverage system shall be designed in accordance with Sections 510.4.2.1 through 510.4.2.5.

510.4.2.1 Amplification systems allowed. Buildings and structures which cannot support the required level of radio coverage shall be equipped with a radiating cable system, a distributed antenna system with Federal Communications Commission (FCC)-certified signal boosters, or other system approved by the fire code official in order to achieve the required adequate radio coverage.

510.4.2.2 Technical criteria. The fire code official shall maintain a document providing the specific technical information and requirements for the emergency responder radio coverage system. This document shall contain, but not be limited to, the various frequencies required, the location of radio sites, effective radiated power of radio sites, and other supporting technical information.

510.4.2.3 Secondary power. Emergency responder radio coverage systems shall be provided with an approved secondary source of power. The secondary power supply shall be capable of operating the emergency responder radio coverage system for a period of at least 24 hours. When primary power is lost, the power supply to the emergency responder radio coverage system shall automatically transfer to the secondary power supply.

510.4.2.4 Signal booster requirements. If used, signal boosters shall meet the following requirements:

1. All signal booster components shall be contained in a National Electrical Manufacturer's Association (NEMA) 4-type waterproof cabinet.
2. Battery systems used for the emergency power source shall be contained in a NEMA 4-type waterproof cabinet.
3. The signal booster system and battery system shall be electrically supervised and monitored by a supervisory service, or when approved by the fire code official, shall sound an audible signal at a constantly attended location.
4. Equipment shall have FCC certification prior to installation.

510.4.2.5 Additional frequencies and change of frequencies. The emergency responder radio coverage system shall be capable of modification or expansion in the event frequency changes are required by the FCC or additional frequencies are made available by the FCC.

510.5 Installation requirements. The installation of the public safety radio coverage system shall be in accordance with Sections 510.5.1 through 510.5.4.

510.5.1 Approval prior to installation. Amplification systems capable of operating on frequencies licensed to any public safety agency by the FCC shall not be installed without prior coordination and approval of the fire code official.

510.5.2 Minimum qualifications of personnel. The minimum qualifications of the system designer and lead installation personnel shall include:

1. A valid FCC-issued general radio operators license; and
2. Certification of in-building system training issued by a nationally recognized organization, school or a certificate issued by the manufacturer of the equipment being installed.

These qualifications shall not be required where demonstration of adequate skills and experience satisfactory to the fire code official is provided.

510.5.3 Acceptance test procedure. When an emergency responder radio coverage system is required, and upon completion of installation, the building owner shall have the radio system tested to ensure that two-way coverage on each floor of the building is a minimum of 90 percent. The test procedure shall be conducted as follows:

1. Each floor of the building shall be divided into a grid of 20 approximately equal test areas.
2. The test shall be conducted using a calibrated portable radio of the latest brand and model used by the agency talking through the agency's radio communications system.
3. Failure of a maximum of two nonadjacent test areas shall not result in failure of the test.
4. In the event that three of the test areas fail the test, in order to be more statistically accurate, the floor shall be permitted to be divided into 40 equal test areas. Failure of a maximum of four nonadjacent test areas shall not result in failure of the test. If the system fails the 40-area test, the system shall be altered to meet the 90 percent coverage requirement.
5. A test location approximately in the center of each test area shall be selected for the test, with the radio enabled to verify two-way communications to and from the outside of the building through the public agency's radio communications system. Once the test location has been selected, that location shall represent the entire test area. Failure in the selected test location shall be considered failure of that test area. Additional test locations shall not be permitted.

FIRE SERVICE FEATURES

6. The gain values of all amplifiers shall be measured and the test measurement results shall be kept on file with the building owner so that the measurements can be verified during annual tests. In the event that the measurement results become lost, the building *owner* shall be required to rerun the acceptance test to reestablish the gain values.
7. As part of the installation a spectrum analyzer or other suitable test equipment shall be utilized to ensure spurious oscillations are not being generated by the subject signal booster. This test shall be conducted at time of installation and subsequent annual inspections.

510.5.4 FCC compliance. The emergency responder radio coverage system installation and components shall also comply with all applicable federal regulations including, but not limited to, FCC 47 CFR Part 90.219.

510.6 Maintenance. The emergency responder radio coverage system shall be maintained operational at all times in accordance with Sections 510.6.1 through 510.6.3.

510.6.1 Testing and proof of compliance. The emergency responder radio coverage system shall be inspected and tested annually or whenever structural changes occur including additions or remodels that could materially change the original field performance tests. Testing shall consist of the following:

1. In-building coverage test as described in Section 510.5.3.
2. Signal boosters shall be tested to ensure that the gain is the same as it was upon initial installation and acceptance.
3. Backup batteries and power supplies shall be tested under load of a period of one hour to verify that they will properly operate during an actual power outage. If within the 1-hour test period the battery exhibits symptoms of failure, the test shall be extended for additional 1-hour periods until the integrity of the battery can be determined.
4. All other active components shall be checked to verify operation within the manufacturer's specifications.
5. At the conclusion of the testing, a report, which shall verify compliance with Section 510.5.3, shall be submitted to the fire code official.

510.6.2 Additional frequencies. The building owner shall modify or expand the emergency responder radio coverage system at their expense in the event frequency changes are required by the FCC or additional frequencies are made available by the FCC. Prior approval of a public safety radio coverage system on previous frequencies does not exempt this section.

510.6.3 Field testing. Agency personnel shall have the right to enter onto the property at any reasonable time to conduct field testing to verify the required level of radio coverage.

**CALIFORNIA FIRE CODE – MATRIX ADOPTION TABLE
CHAPTER 6 – BUILDING SERVICES AND SYSTEMS**

(Matrix Adoption Tables are non-regulatory, intended only as an aid to the user.
See Chapter 1 for state agency authority and building applications.)

Adopting Agency	BSC	SFM		HCD			DSA		OSHPD				BSCC	DHS	AGR	DWR	CEC	CA	SL	SLC
		T-24	T-19*	1	2	1/AC	AC	SS	1	2	3	4								
Adopt Entire Chapter																				
Adopt Entire Chapter as amended (amended sections listed below)		X																		
Adopt only those sections that are listed below																				
[California Code of Regulations, Title 19, Division 1]			X																	
Chapter / Section																				
603.4		X																		
[T-19 §3.17 (a)(b)]			X																	
603.8		X																		
604.2.14		X																		
604.2.14.1.1		X																		
604.2.14.1.3		X																		
604.2.14.3		X																		
607.1		X																		
607.6		X																		

* The California Code of Regulations (CCR), Title 19, Division 1 provisions that are found in the California Fire Code are a reprint from the current CCR, Title 19, Division 1 text for the code user's convenience only. The scope, applicability and appeals procedures of CCR, Title 19, Division I remain the same.

**CHAPTER 6
BUILDING SERVICES AND SYSTEMS**

**SECTION 601
GENERAL**

601.1 Scope. The provisions of this chapter shall apply to the installation, operation and maintenance of fuel-fired appliances and heating systems, emergency and standby power systems, electrical systems and equipment, mechanical refrigeration systems, elevator recall, stationary storage battery systems and commercial kitchen equipment.

601.2 Permits. Permits shall be obtained for refrigeration systems, battery systems and solar photovoltaic power systems as set forth in Sections 105.6 and 105.7.

**SECTION 602
DEFINITIONS**

602.1 Definitions. The following terms are defined in Chapter 2:

BATTERY SYSTEM, STATIONARY LEAD-ACID.

BATTERY TYPES.

COMMERCIAL COOKING APPLIANCES.

HOOD.

Type I.

Type II.

REFRIGERANT.

REFRIGERATION SYSTEM.

**SECTION 603
FUEL-FIRED APPLIANCES**

603.1 Installation. The installation of nonportable fuel gas appliances and systems shall comply with the California Mechanical Code. The installation of all other fuel-fired appliances, other than internal combustion engines, oil lamps and portable devices such as blow torches, melting pots and weed burners, shall comply with this section and the California Mechanical Code.

603.1.1 Manufacturer's instructions. The installation shall be made in accordance with the manufacturer's instructions and applicable federal, state and local rules and regulations. Where it becomes necessary to change, modify or alter a manufacturer's instructions in any way, written approval shall first be obtained from the manufacturer.

603.1.2 Approval. The design, construction and installation of fuel-fired appliances shall be in accordance with the California Mechanical Code.

603.1.3 Electrical wiring and equipment. Electrical wiring and equipment used in connection with oil-burning

equipment shall be installed and maintained in accordance with Section 605 and NFPA 70.

603.1.4 Fuel oil. The grade of fuel oil used in a burner shall be that for which the burner is approved and as stipulated by the burner manufacturer. Oil containing gasoline shall not be used. Waste crankcase oil shall be an acceptable fuel in Group F, M and S occupancies, when utilized in equipment listed for use with waste oil and when such equipment is installed in accordance with the manufacturer's instructions and the terms of its listing.

603.1.5 Access. The installation shall be readily accessible for cleaning hot surfaces; removing burners; replacing motors, controls, air filters, chimney connectors, draft regulators and other working parts; and for adjusting, cleaning and lubricating parts.

603.1.6 Testing, diagrams and instructions. After installation of the oil-burning equipment, operation and combustion performance tests shall be conducted to determine that the burner is in proper operating condition and that all accessory equipment, controls, and safety devices function properly.

603.1.6.1 Diagrams. Contractors installing industrial oil-burning systems shall furnish not less than two copies of diagrams showing the main oil lines and controlling valves, one copy of which shall be posted at the oil-burning equipment and another at an approved location that will be accessible in case of emergency.

603.1.6.2 Instructions. After completing the installation, the installer shall instruct the owner or operator in the proper operation of the equipment. The installer shall also furnish the owner or operator with the name and telephone number of persons to contact for technical information or assistance and routine or emergency services.

603.1.7 Clearances. Working clearances between oil-fired appliances and electrical panelboards and equipment shall be in accordance with NFPA 70. Clearances between oil-fired equipment and oil supply tanks shall be in accordance with NFPA 31.

603.2 Chimneys. Masonry chimneys shall be constructed in accordance with the *California Building Code*. Factory-built chimneys shall be installed in accordance with the *California Mechanical Code*. Metal chimneys shall be constructed and installed in accordance with NFPA 211.

603.3 Fuel oil storage systems. Fuel oil storage systems shall be installed in accordance with this code. Fuel-oil piping systems shall be installed in accordance with the *California Mechanical Code*.

603.3.1 Fuel oil storage in outside, above-ground tanks. Where connected to a fuel-oil piping system, the maximum amount of fuel oil storage allowed outside above ground without additional protection shall be 660 gallons (2498 L). The storage of fuel oil above ground in quanti-

ties exceeding 660 gallons (2498 L) shall comply with NFPA 31.

603.3.2 Fuel oil storage inside buildings. Fuel oil storage inside buildings shall comply with Sections 603.3.2.1 through 603.3.2.5 or Chapter 57.

603.3.2.1 Quantity limits. One or more fuel oil storage tanks containing Class II or III combustible liquid shall be permitted in a building. The aggregate capacity of all such tanks shall not exceed 660 gallons (2498 L).

Exception: The aggregate capacity limit shall be permitted to be increased to 3,000 gallons (11 356 L) of Class II or III liquid for storage in protected above-ground tanks complying with Section 5704.2.9.7, when all of the following conditions are met:

1. The entire 3,000-gallon (11 356 L) quantity shall be stored in protected above-ground tanks;
2. The 3,000-gallon (11 356 L) capacity shall be permitted to be stored in a single tank or multiple smaller tanks; and
3. The tanks shall be located in a room protected by an automatic sprinkler system complying with Section 903.3.1.1.

603.3.2.2 Restricted use and connection. Tanks installed in accordance with Section 603.3.2 shall be used only to supply fuel oil to fuel-burning or generator equipment installed in accordance with Section 603.3.2.4. Connections between tanks and equipment supplied by such tanks shall be made using closed piping systems.

603.3.2.3 Applicability of maximum allowable quantity and control area requirements. The quantity of combustible liquid stored in tanks complying with Section 603.3.2 shall not be counted towards the maximum allowable quantity set forth in Table 5003.1.1(1), and such tanks shall not be required to be located in a control area.

603.3.2.4 Installation. Tanks and piping systems shall be installed and separated from other uses in accordance with Section 915 and Chapter 13, both of the *California Mechanical Code*, as applicable.

Exception: Protected above-ground tanks complying with Section 5704.2.9.7 shall not be required to be separated from surrounding areas.

603.3.2.5 Tanks in basements. Tanks in basements shall be located not more than two stories below grade plane.

603.3.3 Underground storage of fuel oil. The storage of fuel oil in underground storage tanks shall comply with NFPA 31.

603.4 Portable unvented heaters. Portable unvented fuel-fired heating equipment shall be prohibited in occupancies in Groups A, E, I, R-1, R-2, R-2.1, R-3, R-3.1 and R-4.

Exception: Portable outdoor gas-fired heating appliances shall be allowed in accordance with Section 603.4.2.

603.4.1 Prohibited locations. Unvented fuel-fired heating equipment shall not be located in, or obtain combustion air from, any of the following rooms or spaces: sleeping rooms, bathrooms, toilet rooms or storage closets.

603.4.2 Portable outdoor gas-fired heating appliances. Portable gas-fired heating appliances located outdoors shall be in accordance with Sections 603.4.2.1 through 603.4.2.3.4.

603.4.2.1 Location. Portable outdoor gas-fired heating appliances shall be located in accordance with Sections 603.4.2.1.1 through 603.4.2.1.4.

603.4.2.1.1 Prohibited locations. The storage or use of portable outdoor gas-fired heating appliances is prohibited in any of the following locations:

1. Inside of any occupancy when connected to the fuel gas container.
2. Inside of tents, canopies and membrane structures.
3. On exterior balconies.

Exception: As allowed in Section 6.19 of NFPA 58.

603.4.2.1.2 Clearance to buildings. Portable outdoor gas-fired heating appliances shall be located at least 5 feet (1524 mm) from buildings.

603.4.2.1.3 Clearance to combustible materials. Portable outdoor gas-fired heating appliances shall not be located beneath, or closer than 5 feet (1524 mm) to combustible decorations and combustible overhangs, awnings, sunshades or similar combustible attachments to buildings.

603.4.2.1.4 Proximity to exits. Portable outdoor gas-fired heating appliances shall not be located within 5 feet (1524 mm) of exits or exit discharges.

603.4.2.2 Installation and operation. Portable outdoor gas-fired heating appliances shall be installed and operated in accordance with Sections 603.4.2.2.1 through 603.4.2.2.4.

603.4.2.2.1 Listing and approval. Only listed and approved portable outdoor gas-fired heating appliances utilizing a fuel gas container that is integral to the appliance shall be used.

603.4.2.2.2 Installation and maintenance. Portable outdoor gas-fired heating appliances shall be installed and maintained in accordance with the manufacturer's instructions.

603.4.2.2.3 Tip-over switch. Portable outdoor gas-fired heating appliances shall be equipped with a tilt or tip-over switch that automatically shuts off the

flow of gas if the appliance is tilted more than 15 degrees (0.26 rad) from the vertical.

603.4.2.2.4 Guard against contact. The heating element or combustion chamber of portable outdoor gas-fired heating appliances shall be permanently guarded so as to prevent accidental contact by persons or material.

603.4.2.3 Gas containers. Fuel gas containers for portable outdoor gas-fired heating appliances shall comply with Sections 603.4.2.3.1 through 603.4.2.3.4.

603.4.2.3.1 Approved containers. Only approved DOTn or ASME gas containers shall be used.

603.4.2.3.2 Container replacement. Replacement of fuel gas containers in portable outdoor gas-fired heating appliances shall not be conducted while the public is present.

603.4.2.3.3 Container capacity. The maximum individual capacity of gas containers used in connection with portable outdoor gas-fired heating appliances shall not exceed 20 pounds (9 kg).

603.4.2.3.4 Indoor storage prohibited. Gas containers shall not be stored inside of buildings except in accordance with Section 6109.9.

603.5 Heating appliances. Heating appliances shall be listed and shall comply with Sections 603.5.1 and 603.5.2.

[California Code of Regulations, Title 19, Division 1, §3.17(a) and (b)] Guards for Heating Appliances.

Every heating appliance in any occupancy governed by California Code of Regulations, Title 19, Division 1 regulations which does not have protective features incorporated in its design, shall be provided with guards that will provide protection against ignition of clothing and other combustible material.

(a) Appliances employing open flame radiated heat shall have fixed and substantially constructed metallic guards located not less than 10 inches from the radiating flame and the guard members shall be spaced not more than 2 inches apart.

(b) Cabinet type appliances that are not provided with an inner combustion chamber and an air circulating space between the combustion chamber and the outer shell, shall have fixed and substantially constructed metallic guards located not less than 3 inches from the shell and spaced not more than 2 inches apart.

603.5.1 Guard against contact. The heating element or combustion chamber shall be permanently guarded so as to prevent accidental contact by persons or material.

603.5.2 Heating appliance installation and maintenance. Heating appliances shall be installed and maintained in accordance with the manufacturer's instructions, the *California Building Code*, the *California Mechanical Code* and the *California Electrical Code*.

603.6 Chimneys and appliances. Chimneys, incinerators, smokestacks or similar devices for conveying smoke or hot gases to the outer air and the stoves, furnaces, fireboxes or

boilers to which such devices are connected, shall be maintained so as not to create a fire hazard.

603.6.1 Masonry chimneys. Masonry chimneys that, upon inspection, are found to be without a flue liner and that have open mortar joints which will permit smoke or gases to be discharged into the building, or which are cracked as to be dangerous, shall be repaired or relined with a listed chimney liner system installed in accordance with the manufacturer's installation instructions or a flue lining system installed in accordance with the requirements of the *California Building Code* and appropriate for the intended class of chimney service.

603.6.2 Metal chimneys. Metal chimneys which are corroded or improperly supported shall be repaired or replaced.

603.6.3 Decorative shrouds. Decorative shrouds installed at the termination of factory-built chimneys shall be removed except where such shrouds are listed and labeled for use with the specific factory-built chimney system and are installed in accordance with the chimney manufacturer's installation instructions.

603.6.4 Factory-built chimneys. Existing factory-built chimneys that are damaged, corroded or improperly supported shall be repaired or replaced.

603.6.5 Connectors. Existing chimney and vent connectors that are damaged, corroded or improperly supported shall be repaired or replaced.

603.7 Discontinuing operation of unsafe heating appliances. The fire code official is authorized to order that measures be taken to prevent the operation of any existing stove, oven, furnace, incinerator, boiler or any other heat-producing device or appliance found to be defective or in violation of code requirements for existing appliances after giving notice to this effect to any person, owner, firm or agent or operator in charge of the same. The fire code official is authorized to take measures to prevent the operation of any device or appliance without notice when inspection shows the existence of an immediate fire hazard or when imperiling human life. The defective device shall remain withdrawn from service until all necessary repairs or alterations have been made.

603.7.1 Unauthorized operation. It shall be a violation of this code for any person, user, firm or agent to continue the utilization of any device or appliance (the operation of which has been discontinued or ordered discontinued in accordance with Section 603.7) unless written authority to resume operation is given by the fire code official. Removing or breaking the means by which operation of the device is prevented shall be a violation of this code.

603.8 Incinerators. Commercial, industrial and residential-type incinerators and chimneys shall be constructed in accordance with the *California Building Code* and the *California Mechanical Code*. *Unless other approved means are provided for the prompt disposal of rubbish, an approved incinerator shall be provided and maintained for the disposal of combustible waste. Incinerators shall be constructed, located, and maintained in such manner that waste material can be safely burned at any hour of the day, where local ordi-*

nances permit. Fuel-fired and garbage burning incinerators shall be constructed and maintained in conformance with NFPA 82-2009 Incinerators, Waste and Linen Handling Systems and Equipment or U.L. 791-2006 Standard for Residential Incinerators, whichever is applicable.

603.8.1 Residential incinerators. Residential incinerators shall be of an approved type.

603.8.2 Spark arrestor. Incinerators shall be equipped with an effective means for arresting sparks.

603.8.3 Restrictions. Where the fire code official determines that burning in incinerators located within 500 feet (152 m) of mountainous, brush or grass-covered areas will create an undue fire hazard because of atmospheric conditions, such burning shall be prohibited.

603.8.4 Time of burning. Burning shall take place only during *approved* hours.

603.8.5 Discontinuance. The fire code official is authorized to require incinerator use to be discontinued immediately if the fire code official determines that smoke emissions are offensive to occupants of surrounding property or if the use of incinerators is determined by the fire code official to constitute a hazardous condition.

603.9 Gas meters. Above-ground gas meters, regulators and piping subject to damage shall be protected by a barrier complying with Section 312 or otherwise protected in an approved manner.

SECTION 604 EMERGENCY AND STANDBY POWER SYSTEMS

604.1 Installation. Emergency and standby power systems required by this code or the *California Building Code* shall be installed in accordance with this code, NFPA 110 and NFPA 111. Existing installations shall be maintained in accordance with the original approval.

604.1.1 Stationary generators. Stationary emergency and standby power generators required by this code shall be *listed* in accordance with UL 2200.

604.2 Where required. Emergency and standby power systems shall be provided where required by Sections 604.2.1 through 604.2.18.4.

604.2.1 Group A occupancies. Emergency power shall be provided for emergency voice/alarm communication systems in Group A occupancies in accordance with Section 907.2.1.1.

604.2.2 Smoke control systems. Standby power shall be provided for smoke control systems in accordance with Section 909.11.

604.2.3 Exit signs. Emergency power shall be provided for *exit* signs in accordance with Section 1011.6.3.

604.2.4 Means of egress illumination. Emergency power shall be provided for means of egress illumination in accordance with Section 1006.3.

604.2.5 Accessible means of egress elevators. Standby power shall be provided for elevators that are part of an

accessible means of egress in accordance with Section 1007.4.

604.2.6 Accessible means of egress platform lifts. Standby power in accordance with this section or ASME A18.1 shall be provided for platform lifts that are part of an accessible means of egress in accordance with Section 1007.5.

604.2.7 Horizontal sliding doors. Standby power shall be provided for horizontal sliding doors in accordance with Section 1008.1.4.3.

604.2.8 Semiconductor fabrication facilities. Emergency power shall be provided for semiconductor fabrication facilities in accordance with Section 2703.15.

604.2.9 Membrane structures. Emergency power shall be provided for exit signs in temporary tents and membrane structures in accordance with Section 3103.12.6.1. Standby power shall be provided for auxiliary inflation systems in permanent membrane structures in accordance with the *California Building Code*.

604.2.10 Hazardous materials. Emergency or standby power shall be provided in occupancies with hazardous materials in accordance with Sections 5004.7 and 5005.1.5.

604.2.11 Highly toxic and toxic materials. Emergency power shall be provided for occupancies with highly toxic or toxic materials in accordance with Sections 6004.2.2.8 and 6004.3.4.2.

604.2.12 Organic peroxides. Standby power shall be provided for occupancies with organic peroxides in accordance with Section 6204.1.11.

604.2.13 Covered and open mall buildings. Covered mall buildings exceeding 50,000 square feet (4645 m²) and open mall buildings exceeding 50,000 square feet (4645 m²) within the established perimeter line shall be provided with standby power systems that are capable of operating the emergency voice/alarm communication system.

604.2.14 High-rise buildings and Group I-2 occupancies having occupied floors located more than 75 feet above the lowest level of fire department vehicle access. Standby power, light and emergency systems in high-rise buildings and Group I-2 occupancies having occupied floors located more than 75 feet above the lowest level of fire department vehicle access shall comply with the requirements of Sections 604.2.14.1 through 604.2.14.3.

604.2.14.1 Standby power. A standby power system shall be provided. Where the standby system is a generator set inside a building, the system shall be located in a separate room enclosed with 2-hour fire barriers constructed in accordance with Section 707 of the *California Building Code* or horizontal assemblies constructed in accordance with Section 711 of the *California Building Code*, or both. System supervision with manual start and transfer features shall be provided at the fire command center.

604.2.14.1.1 Fuel supply. An on-premises fuel supply, sufficient for not less than 6-hour full-demand

operation of the system, shall be provided. *The minimum required fuel supply shall be maintained at all times.*

604.2.14.1.2 Capacity. The standby system shall have a capacity and rating that supplies all equipment required to be operational at the same time. The generating capacity is not required to be sized to operate all of the connected electrical equipment simultaneously.

604.2.14.1.3 Connected facilities. Power and lighting facilities for the *fire command center* and elevators specified in Sections 403.4.8.2 and 403.6 of the *California Building Code*, as applicable, shall be transferable to the standby source. Standby power shall be provided for at least one elevator to serve all floors and be transferable to any elevator.

604.2.14.2 Separate circuits and luminaires. Separate lighting circuits and luminaires shall be required to provide sufficient light with an intensity of not less than 1 footcandle (11 lux) measured at floor level in all means of egress corridors, stairways, smokeproof enclosures, elevator cars and lobbies, and other areas that are clearly a part of the escape route.

604.2.14.2.1 Other circuits. Circuits supplying lighting for the fire command center and mechanical equipment rooms shall be transferable to the standby source.

604.2.14.3 Emergency systems. *An emergency power system shall be provided for exit signs, exit illumination as required by Chapter 10, electrically powered fire pumps required to maintain pressure, and elevator car lighting are classified as emergency systems and shall operate within 10 seconds of failure of the normal power supply and shall be capable of being transferred to the standby source.*

Exception: Exit sign, exit and means of egress illumination are permitted to be powered by a standby source in buildings of Group F and S occupancies.

604.2.15 Underground buildings. Emergency and standby power systems in underground buildings covered in Chapter 4 of the *California Building Code* shall comply with Sections 604.2.15.1 and 604.2.15.2.

604.2.15.1 Standby power. A standby power system complying with this section and the *California Electrical Code* shall be provided for standby power loads as specified in Section 604.2.15.1.1.

[B] 604.2.15.1.1 Standby power loads. The following loads are classified as standby power loads:

1. Smoke control system.
2. Ventilation and automatic fire detection equipment for smokeproof enclosures.
3. Fire pumps.
4. Standby power shall be provided for elevators in accordance with Section 3003 of the *California Building Code*.

604.2.15.1.2 Pickup time. The standby power system shall pick up its connected loads within 60 seconds of failure of the normal power supply.

604.2.15.2 Emergency power. An emergency power system complying with this code and the *California Electrical Code* shall be provided for emergency power loads as specified in Section 604.2.15.2.1.

[B] 604.2.15.2.1 Emergency power loads. The following loads are classified as emergency power loads:

1. Emergency voice/alarm communication systems.
2. Fire alarm systems.
3. Automatic fire detection systems.
4. Elevator car lighting.
5. Means of egress lighting and exit sign illumination as required by Chapter 10.

604.2.16 Group I-3 occupancies. Power-operated sliding doors or power-operated locks for swinging doors in Group I-3 occupancies shall be operable by a manual release mechanism at the door, and either emergency power or a remote mechanical operating release shall be provided.

Exception: Emergency power is not required in facilities where provisions for remote locking and unlocking of occupied rooms in Occupancy Condition 4 are not required as set forth in the *California Building Code*.

604.2.17 Airport traffic control towers. A standby power system shall be provided in airport traffic control towers more than 65 feet (19 812 mm) in height. Power shall be provided to the following equipment:

1. Pressurization equipment, mechanical equipment and lighting.
2. Elevator operating equipment.
3. Fire alarm and smoke detection systems.

604.2.18 Elevators. In buildings and structures where standby power is required or furnished to operate an elevator, the operation shall be in accordance with Sections 604.2.18.1 through 604.2.18.4.

604.2.18.1 Manual transfer. Standby power shall be manually transferable to all elevators in each bank.

604.2.18.2 One elevator. Where only one elevator is installed, the elevator shall automatically transfer to standby power within 60 seconds after failure of normal power.

604.2.18.3 Two or more elevators. Where two or more elevators are controlled by a common operating system, all elevators shall automatically transfer to standby power within 60 seconds after failure of normal power where the standby power source is of sufficient capacity to operate all elevators at the same time. Where the standby power source is not of sufficient capacity to operate all elevators at the same time, all elevators shall transfer to standby power in sequence,

return to the designated landing and disconnect from the standby power source. After all elevators have been returned to the designated level, at least one elevator shall remain operable from the standby power source.

604.2.18.4 Machine room ventilation. Where standby power is connected to elevators, the machine room ventilation or air conditioning shall be connected to the standby power source.

604.3 Maintenance. Emergency and standby power systems shall be maintained in accordance with NFPA 110 and NFPA 111 such that the system is capable of supplying service within the time specified for the type and duration required.

604.3.1 Schedule. Inspection, testing and maintenance of emergency and standby power systems shall be in accordance with an approved schedule established upon completion and approval of the system installation.

604.3.2 Written record. Written records of the inspection, testing and maintenance of emergency and standby power systems shall include the date of service, name of the servicing technician, a summary of conditions noted and a detailed description of any conditions requiring correction and what corrective action was taken. Such records shall be kept on the premises served by the emergency or standby power system and be available for inspection by the fire code official.

604.3.3 Switch maintenance. Emergency and standby power system transfer switches shall be included in the inspection, testing and maintenance schedule required by Section 604.3.1. Transfer switches shall be maintained free from accumulated dust and dirt. Inspection shall include examination of the transfer switch contacts for evidence of deterioration. When evidence of contact deterioration is detected, the contacts shall be replaced in accordance with the transfer switch manufacturer's instructions.

604.4 Operational inspection and testing. Emergency power systems, including all appurtenant components shall be inspected and tested under load in accordance with NFPA 110 and NFPA 111.

Exception: Where the emergency power system is used for standby power or peak load shaving, such use shall be recorded and shall be allowed to be substituted for scheduled testing of the generator set, provided that appropriate records are maintained.

604.4.1 Transfer switch test. The test of the transfer switch shall consist of electrically operating the transfer switch from the normal position to the alternate position and then return to the normal position.

604.5 Emergency lighting equipment. Emergency lighting shall be inspected and tested in accordance with Sections 604.5.1 through 604.5.2.1.

604.5.1 Activation test. An activation test of the emergency lighting equipment shall be completed monthly. The activation test shall ensure the emergency lighting activates automatically upon normal electrical disconnect and stays sufficiently illuminated for a minimum of 30 seconds.

604.5.1.1 Activation test record. Records shall be maintained on the premises for a minimum of three years and submitted to the fire code official upon request. The record shall include the location of the emergency lighting tested, whether the unit passed or failed, the date of the test, and the person completing the test.

604.5.2 Power test. For battery-powered emergency lighting, a power test of the emergency lighting equipment shall be completed annually. The power test shall operate the emergency lighting for a minimum of 90 minutes and shall remain sufficiently illuminated for the duration of the test.

604.5.2.1 Power test record. Records shall be maintained on the premises for a minimum of three years and submitted to the fire code official upon request. The record shall include the location of the emergency lighting tested, whether the unit passed or failed, the date of the test, and the person completing the test.

604.6 Supervision of maintenance and testing. Routine maintenance, inspection and operational testing shall be overseen by a properly instructed individual.

SECTION 605

ELECTRICAL EQUIPMENT, WIRING AND HAZARDS

605.1 Abatement of electrical hazards. Identified electrical hazards shall be abated. Identified hazardous electrical conditions in permanent wiring shall be brought to the attention of the responsible code official. Electrical wiring, devices, appliances and other equipment that is modified or damaged and constitutes an electrical shock or fire hazard shall not be used.

605.2 Illumination. Illumination shall be provided for service equipment areas, motor control centers and electrical panelboards.

605.3 Working space and clearance. A working space of not less than 30 inches (762 mm) in width, 36 inches (914 mm) in depth and 78 inches (1981 mm) in height shall be provided in front of electrical service equipment. Where the electrical service equipment is wider than 30 inches (762 mm), the working space shall not be less than the width of the equipment. No storage of any materials shall be located within the designated working space.

Exceptions:

1. Where other dimensions are required or allowed by *the California Electrical Code*.
2. Access openings into attics or under-floor areas which provide a minimum clear opening of 22 inches (559 mm) by 30 inches (762 mm).

605.3.1 Labeling. Doors into electrical control panel rooms shall be marked with a plainly visible and legible sign stating ELECTRICAL ROOM or similar approved wording. The disconnecting means for each service, feeder or branch circuit originating on a switchboard or panel-

board shall be legibly and durably marked to indicate its purpose unless such purpose is clearly evident.

605.4 Multiplug adapters. Multiplug adapters, such as cube adapters, unfused plug strips or any other device not complying with *the California Electrical Code* shall be prohibited.

605.4.1 Power tap design. Relocatable power taps shall be of the polarized or grounded type, equipped with over-current protection, and shall be listed in accordance with UL 1363.

605.4.2 Power supply. Relocatable power taps shall be directly connected to a permanently installed receptacle.

605.4.3 Installation. Relocatable power tap cords shall not extend through walls, ceilings, floors, under doors or floor coverings, or be subject to environmental or physical damage.

605.5 Extension cords. Extension cords and flexible cords shall not be a substitute for permanent wiring. Extension cords and flexible cords shall not be affixed to structures, extended through walls, ceilings or floors, or under doors or floor coverings, nor shall such cords be subject to environmental damage or physical impact. Extension cords shall be used only with portable appliances.

605.5.1 Power supply. Extension cords shall be plugged directly into an approved receptacle, power tap or multiplug adapter and, except for approved multiplug extension cords, shall serve only one portable appliance.

605.5.2 Ampacity. The ampacity of the extension cords shall not be less than the rated capacity of the portable appliance supplied by the cord.

605.5.3 Maintenance. Extension cords shall be maintained in good condition without splices, deterioration or damage.

605.5.4 Grounding. Extension cords shall be grounded when serving grounded portable appliances.

605.6 Unapproved conditions. Open junction boxes and open-wiring splices shall be prohibited. Approved covers shall be provided for all switch and electrical outlet boxes.

605.7 Appliances. Electrical appliances and fixtures shall be tested and listed in published reports of inspected electrical equipment by an approved agency and installed and maintained in accordance with all instructions included as part of such listing.

605.8 Electrical motors. Electrical motors shall be maintained free from excessive accumulations of oil, dirt, waste and debris.

605.9 Temporary wiring. Temporary wiring for electrical power and lighting installations is allowed for a period not to exceed 90 days. Temporary wiring methods shall meet the applicable provisions of *the California Electrical Code*.

Exception: Temporary wiring for electrical power and lighting installations is allowed during periods of construction, remodeling, repair or demolition of buildings, structures, equipment or similar activities.

605.9.1 Attachment to structures. Temporary wiring attached to a structure shall be attached in an approved manner.

605.10 Portable, electric space heaters. Where not prohibited by other sections of this code, portable, electric space heaters shall be permitted to be used in all occupancies other than Group I-2 and in accordance with Sections 605.10.1 through 605.10.4.

Exception: The use of portable, electric space heaters in which the heating element cannot exceed a temperature of 212°F (100°C) shall be permitted in nonsleeping staff and employee areas in Group I-2 occupancies.

605.10.1 Listed and labeled. Only listed and labeled portable, electric space heaters shall be used.

605.10.2 Power supply. Portable, electric space heaters shall be plugged directly into an approved receptacle.

605.10.3 Extension cords. Portable, electric space heaters shall not be plugged into extension cords.

605.10.4 Prohibited areas. Portable, electric space heaters shall not be operated within 3 feet (914 mm) of any combustible materials. Portable, electric space heaters shall be operated only in locations for which they are listed.

605.11 Solar photovoltaic power systems. Solar photovoltaic power systems shall be installed in accordance with Sections 605.11.1 through 605.11.4, the *California Building Code* and the *California Electrical Code*.

Exception: Detached, nonhabitable Group U structures including, but not limited to, parking shade structures, carports, solar trellises and similar structures shall not be subject to the requirements of this section.

605.11.1 Marking. Marking is required on interior and exterior direct-current (DC) conduit, enclosures, raceways, cable assemblies, junction boxes, combiner boxes and disconnects.

605.11.1.1 Materials. The materials used for marking shall be reflective, weather resistant and suitable for the environment. Marking as required in Sections 605.11.1.2 through 605.11.1.4 shall have all letters capitalized with a minimum height of $\frac{3}{8}$ inch (9.5 mm) white on red background.

605.11.1.2 Marking content. The marking shall contain the words "WARNING: PHOTOVOLTAIC POWER SOURCE."

605.11.1.3 Main service disconnect. The marking shall be placed adjacent to the main service disconnect in a location clearly visible from the location where the disconnect is operated.

605.11.1.4 Location of marking. Marking shall be placed on interior and exterior DC conduit, raceways, enclosures and cable assemblies every 10 feet (3048 mm), within 1 foot (305 mm) of turns or bends and within 1 foot (305 mm) above and below penetrations of roof/ceiling assemblies, walls or barriers.

605.11.2 Locations of DC conductors. Conduit, wiring systems, and raceways for photovoltaic circuits shall be located as close as possible to the ridge or hip or valley and from the hip or valley as directly as possible to an outside wall to reduce trip hazards and maximize ventilation opportunities. Conduit runs between sub arrays and to DC combiner boxes shall be installed in a manner that minimizes the total amount of conduit on the roof by taking the shortest path from the array to the DC combiner box. The DC combiner boxes shall be located such that conduit runs are minimized in the pathways between arrays. DC wiring shall be installed in metallic conduit or raceways when located within enclosed spaces in a building. Conduit shall run along the bottom of load bearing members.

605.11.3 Access and pathways. Roof access, pathways, and spacing requirements shall be provided in accordance with Sections 605.11.3.1 through 605.11.3.3.3.

Exceptions:

1. Residential structures shall be designed so that each photovoltaic array is no greater than 150 feet (45 720 mm) by 150 feet (45 720 mm) in either axis.
2. Panels/modules shall be permitted to be located up to the roof ridge where an alternative ventilation method approved by the fire chief has been provided or where the fire chief has determined vertical ventilation techniques will not be employed.

605.11.3.1 Roof access points. Roof access points shall be located in areas that do not require the placement of ground ladders over openings such as windows or doors, and located at strong points of building construction in locations where the access point does not conflict with overhead obstructions such as tree limbs, wires, or signs.

605.11.3.2 Residential systems for one- and two-family dwellings. Access to residential systems for one- and two-family dwellings shall be provided in accordance with Sections 605.11.3.2.1 through 605.11.3.2.4.

605.11.3.2.1 Residential buildings with hip roof layouts. Panels/modules installed on residential buildings with hip roof layouts shall be located in a manner that provides a 3-foot-wide (914 mm) clear access pathway from the eave to the ridge on each roof slope where panels/modules are located. The access pathway shall be located at a structurally strong location on the building capable of supporting the live load of fire fighters accessing the roof.

Exception: These requirements shall not apply to roofs with slopes of two units vertical in 12 units horizontal (2:12) or less.

605.11.3.2.2 Residential buildings with a single ridge. Panels/modules installed on residential buildings with a single ridge shall be located in a manner that provides two, 3-foot-wide (914 mm) access

pathways from the eave to the ridge on each roof slope where panels/modules are located.

Exception: This requirement shall not apply to roofs with slopes of two units vertical in 12 units horizontal (2:12) or less.

605.11.3.2.3 Residential buildings with roof hips and valleys. Panels/modules installed on residential buildings with roof hips and valleys shall be located no closer than 18 inches (457 mm) to a hip or a valley where panels/modules are to be placed on both sides of a hip or valley. Where panels are to be located on only one side of a hip or valley that is of equal length, the panels shall be permitted to be placed directly adjacent to the hip or valley.

Exception: These requirements shall not apply to roofs with slopes of two units vertical in 12 units horizontal (2:12) or less.

605.11.3.2.4 Residential building smoke ventilation. Panels/modules installed on residential buildings shall be located no higher than 3 feet (914 mm) below the ridge in order to allow for fire department smoke ventilation operations.

605.11.3.3 Other than residential buildings. Access to systems for occupancies other than one- and two-family dwellings shall be provided in accordance with Sections 605.11.3.3.1 through 605.11.3.3.3.

Exception: Where it is determined by the fire code official that the roof configuration is similar to that of a one- or two-family dwelling, the residential access and ventilation requirements in Sections 605.11.3.2.1 through 605.11.3.2.4 shall be permitted to be used.

605.11.3.3.1 Access. There shall be a minimum 6-foot-wide (1829 mm) clear perimeter around the edges of the roof.

Exception: Where either axis of the building is 250 feet (76 200 mm) or less, there shall be a minimum 4-foot-wide (1290 mm) clear perimeter around the edges of the roof.

605.11.3.3.2 Pathways. The solar installation shall be designed to provide designated pathways. The pathways shall meet the following requirements:

1. The pathway shall be over areas capable of supporting the live load of fire fighters accessing the roof.
2. The centerline axis pathways shall be provided in both axes of the roof. Centerline axis pathways shall run where the roof structure is capable of supporting the live load of fire fighters accessing the roof.
3. Shall be a straight line not less than 4 feet (1290 mm) clear to skylights or ventilation hatches.
4. Shall be a straight line not less than 4 feet (1290 mm) clear to roof standpipes.

5. Shall provide not less than 4 feet (1290 mm) clear around roof access hatch with at least one not less than 4 feet (1290 mm) clear pathway to parapet or roof edge.

605.11.3.3.3 Smoke ventilation. The solar installation shall be designed to meet the following requirements:

1. Arrays shall be no greater than 150 feet (45 720 mm) by 150 feet (45 720 mm) in distance in either axis in order to create opportunities for fire department smoke ventilation operations.
2. Smoke ventilation options between array sections shall be one of the following:
 - 2.1. A pathway 8 feet (2438 mm) or greater in width.
 - 2.2. A 4-foot (1290 mm) or greater in width pathway and bordering roof skylights or smoke and heat vents.
 - 2.3. A 4-foot (1290 mm) or greater in width pathway and bordering 4-foot by 8-foot (1290 mm by 2438 mm) "venting cutouts" every 20 feet (6096 mm) on alternating sides of the pathway.

605.11.4 Ground-mounted photovoltaic arrays. Ground-mounted photovoltaic arrays shall comply with Sections 605.11 through 605.11.2 and this section. Set-back requirements shall not apply to ground-mounted, free-standing photovoltaic arrays. A clear, brush-free area of 10 feet (3048 mm) shall be required for ground-mounted photovoltaic arrays.

SECTION 606 MECHANICAL REFRIGERATION

[M] 606.1 Scope. Refrigeration systems shall be installed in accordance with the *California Mechanical Code*.

[M] 606.2 Refrigerants. The use and purity of new, recovered and reclaimed refrigerants shall be in accordance with the *California Mechanical Code*.

[M] 606.3 Refrigerant classification. Refrigerants shall be classified in accordance with the *California Mechanical Code*.

[M] 606.4 Change in refrigerant type. A change in the type of refrigerant in a refrigeration system shall be in accordance with the *California Mechanical Code*.

606.5 Access. Refrigeration systems having a refrigerant circuit containing more than 220 pounds (100 kg) of Group A1 or 30 pounds (14 kg) of any other group refrigerant shall be accessible to the fire department at all times as required by the fire code official.

606.6 Testing of equipment. Refrigeration equipment and systems having a refrigerant circuit containing more than 220 pounds (100 kg) of Group A1 or 30 pounds (14 kg) of any

other group refrigerant shall be subject to periodic testing in accordance with Section 606.6.1. A written record of required testing shall be maintained on the premises. Tests of emergency devices or systems required by this chapter shall be conducted by persons trained and qualified in refrigeration systems.

606.6.1 Periodic testing. The following emergency devices or systems shall be periodically tested in accordance with the manufacturer's instructions and as required by the fire code official.

1. Treatment and flaring systems.
2. Valves and appurtenances necessary to the operation of emergency refrigeration control boxes.
3. Fans and associated equipment intended to operate emergency ventilation systems.
4. Detection and alarm systems.

606.7 Emergency signs. Refrigeration units or systems having a refrigerant circuit containing more than 220 pounds (100 kg) of Group A1 or 30 pounds (14 kg) of any other group refrigerant shall be provided with approved emergency signs, charts and labels in accordance with NFPA 704. Hazard signs shall be in accordance with the *California Mechanical Code* for the classification of refrigerants listed therein.

606.8 Refrigerant detector. Machinery rooms shall contain a refrigerant detector with an audible and visual alarm. The detector, or a sampling tube that draws air to the detector, shall be located in an area where refrigerant from a leak will concentrate. The alarm shall be actuated at a value not greater than the corresponding TLV-TWA values shown in the *California Mechanical Code* for the refrigerant classification. Detectors and alarms shall be placed in approved locations. The detector shall transmit a signal to an approved location.

606.9 Remote controls. Where flammable refrigerants are used and compliance with Section 1106 of the *California Mechanical Code* is required, remote control of the mechanical equipment and appliances located in the machinery room as required by Sections 606.9.1 and 606.9.2 shall be provided at an approved location immediately outside the machinery room and adjacent to its principal entrance.

606.9.1 Refrigeration system emergency shutoff. A clearly identified switch of the break-glass type or with an approved tamper-resistant cover shall provide off-only control of refrigerant compressors, refrigerant pumps and normally closed automatic refrigerant valves located in the machinery room. Additionally, this equipment shall be automatically shut off whenever the refrigerant vapor concentration in the machinery room exceeds the vapor detector's upper detection limit or 25 percent of the LEL, whichever is lower.

606.9.2 Ventilation system. A clearly identified switch of the break-glass type shall provide on-only control of the machinery room ventilation fans.

606.10 Emergency pressure control system. Refrigeration systems containing more than 6.6 pounds (3 kg) of flammable, toxic or highly toxic refrigerant or ammonia shall be pro-

vided with an emergency pressure control system in accordance with Sections 606.10.1 and 606.10.2.

606.10.1 Automatic crossover valves. Each high- and intermediate-pressure zone in a refrigeration system shall be provided with a single automatic valve providing a crossover connection to a lower pressure zone. Automatic crossover valves shall comply with Sections 606.10.1.1 through 606.10.1.3.

606.10.1.1 Overpressure limit set point. Automatic crossover valves shall be arranged to automatically relieve excess system pressure to a lower pressure zone if the pressure in a high- or intermediate-pressure zone rises to within 90 percent of the set point for emergency pressure relief devices.

606.10.1.2 Manual operation. When required by the fire code official, automatic crossover valves shall be capable of manual operation.

606.10.1.3 System design pressure. Refrigeration system zones that are connected to a higher pressure zone by an automatic crossover valve shall be designed to safely contain the maximum pressure that can be achieved by interconnection of the two zones.

606.10.2 Automatic emergency stop. An automatic emergency stop feature shall be provided in accordance with Sections 606.10.2.1 and 606.10.2.2.

606.10.2.1 Operation of an automatic crossover valve. Operation of an automatic crossover valve shall cause all compressors on the affected system to immediately stop. Dedicated pressure-sensing devices located immediately adjacent to crossover valves shall be permitted as a means for determining operation of a valve. To ensure that the automatic crossover valve system provides a redundant means of stopping compressors in an overpressure condition, high-pressure cutout sensors associated with compressors shall not be used as a basis for determining operation of a crossover valve.

606.10.2.2 Overpressure in low-pressure zone. The lowest pressure zone in a refrigeration system shall be provided with a dedicated means of determining a rise in system pressure to within 90 percent of the set point for emergency pressure relief devices. Activation of the overpressure sensing device shall cause all compressors on the affected system to immediately stop.

606.11 Storage, use and handling. Flammable and combustible materials shall not be stored in machinery rooms for refrigeration systems having a refrigerant circuit containing more than 220 pounds (100 kg) of Group A1 or 30 pounds (14 kg) of any other group refrigerant. Storage, use or handling of extra refrigerant or refrigerant oils shall be as required by Chapters 50, 53, 55 and 57.

Exception: This provision shall not apply to spare parts, tools and incidental materials necessary for the safe and proper operation and maintenance of the system.

606.12 Termination of relief devices. Pressure relief devices, fusible plugs and purge systems for refrigeration systems containing more than 6.6 pounds (3 kg) of flammable,

toxic or highly toxic refrigerants shall be provided with an approved discharge system as required by Sections 606.12.1, 606.12.2 and 606.12.3. Discharge piping and devices connected to the discharge side of a fusible plug or rupture member shall have provisions to prevent plugging the pipe in the event of the fusible plug or rupture member functions.

606.12.1 Flammable refrigerants. Systems containing flammable refrigerants having a density equal to or greater than the density of air shall discharge vapor to the atmosphere only through an approved treatment system in accordance with Section 606.12.4 or a flaring system in accordance with Section 606.12.5. Systems containing flammable refrigerants having a density less than the density of air shall be permitted to discharge vapor to the atmosphere provided that the point of discharge is located outside of the structure at not less than 15 feet (4572 mm) above the adjoining grade level and not less than 20 feet (6096 mm) from any window, ventilation opening or *exit*.

606.12.2 Toxic and highly toxic refrigerants. Systems containing toxic or highly toxic refrigerants shall discharge vapor to the atmosphere only through an approved treatment system in accordance with Section 606.12.4 or a flaring system in accordance with Section 606.12.5.

606.12.3 Ammonia refrigerant. Systems containing ammonia refrigerant shall discharge vapor to the atmosphere through an approved treatment system in accordance with Section 606.12.4, a flaring system in accordance with Section 606.12.5, or through an approved ammonia diffusion system in accordance with Section 606.12.6, or by other approved means.

Exceptions:

1. Ammonia/water absorption systems containing less than 22 pounds (10 kg) of ammonia and for which the ammonia circuit is located entirely outdoors.
2. When the fire code official determines, on review of an engineering analysis prepared in accordance with Section 104.7.2, that a fire, health or environmental hazard would not result from discharging ammonia directly to the atmosphere.

606.12.4 Treatment systems. Treatment systems shall be designed to reduce the allowable discharge concentration of the refrigerant gas to not more than 50 percent of the IDLH at the point of exhaust. Treatment systems shall be in accordance with Chapter 60.

606.12.5 Flaring systems. Flaring systems for incineration of flammable refrigerants shall be designed to incinerate the entire discharge. The products of refrigerant incineration shall not pose health or environmental hazards. Incineration shall be automatic upon initiation of discharge, shall be designed to prevent blowback and shall not expose structures or materials to threat of fire. Standby fuel, such as LP gas, and standby power shall have the capacity to operate for one and one-half the required time for complete incineration of refrigerant in the system.

606.12.6 Ammonia diffusion systems. Ammonia diffusion systems shall include a tank containing 1 gallon of

water for each pound of ammonia (4 L of water for each 1 kg of ammonia) that will be released in 1 hour from the largest relief device connected to the discharge pipe. The water shall be prevented from freezing. The discharge pipe from the pressure relief device shall distribute ammonia in the bottom of the tank, but no lower than 33 feet (10 058 mm) below the maximum liquid level. The tank shall contain the volume of water and ammonia without overflowing.

606.13 Discharge location for refrigeration machinery room ventilation. Exhaust from mechanical ventilation systems serving refrigeration machinery rooms containing flammable, toxic or highly toxic refrigerants, other than ammonia, capable of exceeding 25 percent of the LFL or 50 percent of the IDLH shall be equipped with approved treatment systems to reduce the discharge concentrations to those values or lower.

606.14 Notification of refrigerant discharges. The fire code official shall be notified immediately when a discharge becomes reportable under state, federal or local regulations in accordance with Section 5003.3.1.

606.15 Records. A written record shall be kept of refrigerant quantities brought into and removed from the premises. Such records shall be available to the fire code official.

606.16 Electrical equipment. Where refrigerants of Groups A2, A3, B2 and B3, as defined in the *California Mechanical Code*, are used, refrigeration machinery rooms shall conform to the Class I, Division 2 hazardous location classification requirements of the *California Electrical Code*.

Exception: Ammonia machinery rooms that are provided with ventilation in accordance with the *California Mechanical Code*.

SECTION 607 ELEVATOR OPERATION, MAINTENANCE AND FIRE SERVICE KEYS

607.1 Emergency operation. Existing elevators with a travel distance of 25 feet (7620 mm) or more shall comply with the requirements in Chapter 11. New elevators shall be provided with Phase I emergency recall operation and Phase II emergency in-car operation in accordance with *California Code of Regulations, Title 8, Division 1, Chapter 4, Subchapter 6, Elevator Safety Orders*.

[B] 607.2 Emergency signs. An approved pictorial sign of a standardized design shall be posted adjacent to each elevator call station on all floors instructing occupants to use the exit stairways and not to use the elevators in case of fire. The sign shall read: IN FIRE EMERGENCY, DO NOT USE ELEVATOR. USE EXIT STAIRS.

Exceptions:

1. The emergency sign shall not be required for elevators that are part of an accessible means of egress complying with Section 1007.4.
2. The emergency sign shall not be required for elevators that are used for occupant self-evacuation in

accordance with Section 3008 of the *California Building Code*.

607.3 Fire service access elevator lobbies. Where fire service access elevators are required by Section 3007 of the *California Building Code*, fire service access elevator lobbies shall be maintained free of storage and furniture.

607.4 Elevator key location. Keys for the elevator car doors and fire-fighter service keys shall be kept in an approved location for immediate use by the fire department.

607.5 Standardized fire service elevator keys. Buildings with elevators equipped with Phase I emergency recall, Phase II emergency in-car operation, or a fire service access elevator shall be equipped to operate with a standardized fire service elevator key approved by the fire code official.

Exception: The owner shall be permitted to place the building's nonstandardized fire service elevator keys in a key box installed in accordance with Section 506.1.2.

607.5.1 Requirements for standardized fire service elevator keys. Standardized fire service elevator keys shall comply with all of the following:

1. All fire service elevator keys within the jurisdiction shall be uniform and specific for the jurisdiction. Keys shall be cut to a uniform key code.
2. Fire service elevator keys shall be of a patent-protected design to prevent unauthorized duplication.
3. Fire service elevator keys shall be factory restricted by the manufacturer to prevent the unauthorized distribution of key blanks. No uncut key blanks shall be permitted to leave the factory.
4. Fire service elevator keys subject to these rules shall be engraved with the words "DO NOT DUPLICATE."

607.5.2 Access to standardized fire service keys. Access to standardized fire service elevator keys shall be restricted to the following:

1. Elevator owners or their authorized agents.
2. Elevator contractors.
3. Elevator inspectors of the jurisdiction.
4. Fire code officials of the jurisdiction.
5. The fire department and other emergency response agencies designated by the fire code official.

607.5.3 Duplication or distribution of keys. No person shall duplicate a standardized fire service elevator key or issue, give, or sell a duplicated key unless in accordance with this code.

607.5.4 Responsibility to provide keys. The building owner shall provide up to three standardized fire service elevator keys where required by the fire code official, upon installation of a standardized fire service key switch or switches in the building.

607.6 Shunt trip. Where elevator hoistways or elevator machine rooms containing elevator control equipment are protected with automatic sprinklers, a means installed in

accordance with NFPA 72, Section 21.4, *Elevator Shutdown*, shall be provided to automatically disconnect the main line power supply to the affected elevator prior to the application of water. This means shall not be self-resetting. The activation of sprinklers outside the hoistway or machine room shall not disconnect the main line power supply.

SECTION 608 STATIONARY STORAGE BATTERY SYSTEMS

608.1 Scope. Stationary storage battery systems having an electrolyte capacity of more than 50 gallons (189 L) for flooded lead-acid, nickel cadmium (Ni-Cd) and valve-regulated lead-acid (VRLA), or more than 1,000 pounds (454 kg) for lithium-ion and lithium metal polymer, used for facility standby power, emergency power or uninterruptible power supplies shall comply with this section and Table 608.1.

608.2 Safety caps. Safety caps for stationary storage battery systems shall comply with Sections 608.2.1 and 608.2.2.

608.2.1 Nonrecombinant batteries. Vented lead-acid, nickel-cadmium or other types of nonrecombinant batteries shall be provided with safety venting caps.

608.2.2 Recombinant batteries. VRLA batteries shall be equipped with self-resealing flame-arresting safety vents.

608.3 Thermal runaway. VRLA and lithium metal polymer battery systems shall be provided with a listed device or other approved method to preclude, detect and control thermal runaway.

608.4 Room design and construction. Enclosure of stationary battery systems shall comply with the *California Building Code*. Battery systems shall be allowed to be in the same room with the equipment they support.

608.4.1 Separate rooms. When stationary batteries are installed in a separate equipment room accessible only to authorized personnel, they shall be permitted to be installed on an open rack for ease of maintenance.

608.4.2 Occupied work centers. When a system of VRLA, lithium-ion, or other type of sealed, nonventing batteries is situated in an occupied work center, it shall be allowed to be housed in a noncombustible cabinet or other enclosure to prevent access by unauthorized personnel.

608.4.3 Cabinets. When stationary batteries are contained in cabinets in occupied work centers, the cabinet enclosures shall be located within 10 feet (3048 mm) of the equipment that they support.

608.5 Spill control and neutralization. An approved method and materials for the control and neutralization of a spill of electrolyte shall be provided in areas containing lead-acid, nickel-cadmium or other types of batteries with free-flowing liquid electrolyte. For purposes of this paragraph, a "spill" is defined as any unintentional release of electrolyte.

Exception: VRLA, lithium-ion, lithium metal polymer or other types of sealed batteries with immobilized electrolyte shall not require spill control.

**TABLE 608.1
BATTERY REQUIREMENTS**

REQUIREMENT	NONRECOMBINANT BATTERIES		RECOMBINANT BATTERIES		OTHER BATTERIES
	Vented (Flooded) Lead Acid Batteries	Vented (Flooded) Nickel-Cadmium (Ni-Cd) Batteries	Valve Regulated Lead-Acid (VRLA) Cells	Lithium-Ion Cells	Lithium Metal Cells
Safety caps	Venting caps (608.2.1)	Venting caps (608.2.1)	Self-resealing flame-arresting caps (608.2.2)	No caps	No caps
Thermal runaway management	Not required	Not required	Required (608.3)	Not required	Required (608.3)
Spill control	Required (608.5)	Required (608.5)	Not required	Not required	Not required
Neutralization	Required (608.5.1)	Required (608.5.1)	Required (608.5.2)	Not required	Not required
Ventilation	Required (608.6.1; 608.6.2)	Required (608.6.1; 608.6.2)	Required (608.6.1; 608.6.2)	Not required	Not required
Signage	Required (608.7)	Required (608.7)	Required (608.7)	Required (608.7)	Required (608.7)
Seismic protection	Required (608.8)	Required (608.8)	Required (608.8)	Required (608.8)	Required (608.8)
Smoke detection	Required (608.9)	Required (608.9)	Required (608.9)	Required (608.9)	Required (608.9)

608.5.1 Nonrecombinant battery neutralization. For battery systems containing lead acid, nickel cadmium or other types of batteries with free-flowing electrolyte, the method and materials shall be capable of neutralizing a spill of the total capacity from the largest cell or block to a pH between 5.0 and 9.0.

608.5.2 Recombinant battery neutralization. For VRLA or other types of batteries with immobilized electrolyte, the method and material shall be capable of neutralizing a spill of 3.0 percent of the capacity of the largest cell or block in the room to a pH between 5.0 and 9.0.

Exception: Lithium-ion and lithium metal polymer batteries shall not require neutralization.

608.6 Ventilation. Ventilation of stationary storage battery systems shall comply with Sections 608.6.1 and 608.6.2.

608.6.1 Room ventilation. Ventilation shall be provided in accordance with the *California Mechanical Code* and the following:

1. For flooded lead-acid, flooded Ni-Cd and VRLA batteries, the ventilation system shall be designed to limit the maximum concentration of hydrogen to 1.0 percent of the total volume of the room; or
2. Continuous ventilation shall be provided at a rate of not less than 1 cubic foot per minute per square foot (1 ft³/min/ft²) [0.0051 m³/s · m²] of floor area of the room.

Exception: Lithium-ion and lithium metal polymer batteries shall not require additional ventilation beyond that which would normally be required for human occupancy of the space in

accordance with the *California Mechanical Code*.

608.6.2 Cabinet ventilation. When VRLA batteries are installed inside a cabinet, the cabinet shall be approved for use in occupied spaces and shall be mechanically or naturally vented by one of the following methods:

1. The cabinet ventilation shall limit the maximum concentration of hydrogen to 1 percent of the total volume of the cabinet during the worst-case event of simultaneous “boost” charging of all the batteries in the cabinet; or
2. When calculations are not available to substantiate the ventilation rate, continuous ventilation shall be provided at a rate of not less than 1 cubic foot per minute per square foot [1 ft³/min/ft² or 0.0051 m³/(s · m²)] of floor area covered by the cabinet. The room in which the cabinet is installed shall also be ventilated as required in Section 608.6.1.

608.6.3 Supervision. Mechanical ventilation systems where required by Sections 608.6.1 and 608.6.2 shall be supervised by an approved central, proprietary or remote station service or shall initiate an audible and visual signal at a constantly attended on-site location.

608.7 Signage. Signs shall comply with Sections 608.7.1 and 608.7.2.

608.7.1 Equipment room and building signage. Doors into electrical equipment rooms or buildings containing stationary battery systems shall be provided with approved signs. The signs shall state that:

1. The room contains energized battery systems.

BUILDING SERVICES AND SYSTEMS

2. The room contains energized electrical circuits.
3. The battery electrolyte solutions, where present, are corrosive liquids.

608.7.2 Cabinet signage. Cabinets shall have exterior labels that identify the manufacturer and model number of the system and electrical rating (voltage and current) of the contained battery system. There shall be signs within the cabinet that indicate the relevant electrical, chemical and fire hazards.

608.8 Seismic protection. The battery systems shall be seismically braced in accordance with the *California Building Code*.

608.9 Smoke detection. An approved automatic smoke detection system shall be installed in accordance with Section 907.2 in rooms containing stationary battery systems.

SECTION 609 COMMERCIAL KITCHEN HOODS

[M] 609.1 General. Commercial kitchen exhaust hoods shall comply with the requirements of the *California Mechanical Code*.

[M] 609.2 Where required. A Type I hood shall be installed at or above all commercial cooking appliances and domestic cooking appliances used for commercial purposes that produce grease vapors.

609.3 Operations and maintenance. Commercial cooking systems shall be operated and maintained in accordance with Sections 609.3.1 through 609.3.4.

609.3.1 Ventilation system. The ventilation system in connection with hoods shall be operated at the required rate of air movement, and classified grease filters shall be in place when equipment under a kitchen grease hood is used.

609.3.2 Grease extractors. Where grease extractors are installed, they shall be operated when the commercial-type cooking equipment is used.

609.3.3 Cleaning. Hoods, grease-removal devices, fans, ducts and other appurtenances shall be cleaned at intervals as required by Sections 609.3.3.1 through 609.3.3.3.

609.3.3.1 Inspection. Hoods, grease-removal devices, fans, ducts and other appurtenances shall be inspected at intervals specified in Table 609.3.3.1 or as approved by the fire code official. Inspections shall be completed by qualified individuals.

609.3.3.2 Grease accumulation. If during the inspection it is found that hoods, grease-removal devices, fans, ducts or other appurtenances have an accumulation of grease, such components shall be cleaned.

609.3.3.3 Records. Records for inspections shall state the individual and company performing the inspection, a description of the inspection and when the inspection

took place. Records for cleanings shall state the individual and company performing the cleaning and when the cleaning took place. Such records shall be completed after each inspection or cleaning, maintained on the premises for a minimum of three years and be copied to the fire code official upon request.

609.3.4 Extinguishing system service. Automatic fire-extinguishing systems protecting commercial cooking systems shall be serviced as required in Section 904.11.6.

**TABLE 609.3.3.1
COMMERCIAL COOKING SYSTEM INSPECTION FREQUENCY**

TYPE OF COOKING OPERATIONS	FREQUENCY OF INSPECTION
High-volume cooking operations such as 24-hour cooking, charbroiling or wok cooking	3 months
Low-volume cooking operations such as places of religious worship, seasonal businesses and senior centers	12 months
Cooking operations utilizing solid fuel-burning cooking appliances	1 month
All other cooking operations	6 months

SECTION 610 COMMERCIAL KITCHEN COOKING OIL STORAGE

610.1 General. Storage of cooking oil (grease) in commercial cooking operations shall comply with Chapter 57. Systems used to store cooking oils in larger than 60-gallon (227 L) above-ground tanks shall also comply with Sections 610.2 through 610.5. For purposes of this section, cooking oil shall be classified as a Class IIIB liquid unless otherwise determined by testing.

610.2 Storage tanks. Cooking oil storage tanks shall be listed in accordance with UL 142 or UL 80, and shall be installed in accordance with Section 5704 and the tank manufacturer's instructions.

610.3 Other storage components. Cooking oil storage system components including, but not limited to, piping, connections, fittings, valves, tubing and other related components used for the transfer of cooking oil from the cooking appliance to the storage tank, and from the storage tank to the discharge point, shall be installed in accordance with Section 5703.6.

610.4 Tank venting. Normal and emergency venting for cooking oil storage tanks shall terminate outside the building as specified in Sections 5704.2.7.3 and 5704.2.7.4.

610.5 Electrical equipment. Electrical equipment used for the operation and heating of the cooking oil storage system shall be listed and comply with NFPA 70.

CALIFORNIA FIRE CODE – MATRIX ADOPTION TABLE
CHAPTER 7 – FIRE-RESISTANCE-RATED CONSTRUCTION
(Matrix Adoption Tables are non-regulatory, intended only as an aid to the user.
See Chapter 1 for state agency authority and building applications.)

Adopting Agency	BSC	SFM		HCD			DSA		OSHPD				BSCC	DHS	AGR	DWR	CEC	CA	SL	SLC
		T-24	T-19*	1	2	1/AC	AC	SS	1	2	3	4								
Adopt Entire Chapter																				
Adopt Entire Chapter as amended (amended sections listed below)		X																		
Adopt only those sections that are listed below																				
[California Code of Regulations, Title 19, Division 1]																				
Chapter / Section																				
705.1		X																		

* The *California Code of Regulations* (CCR), Title 19, Division 1 provisions that are found in the *California Fire Code* are a reprint from the current CCR, Title 19, Division 1 text for the code user's convenience only. The scope, applicability and appeals procedures of CCR, Title 19, Division I remain the same.

CHAPTER 7
FIRE-RESISTANCE-RATED CONSTRUCTION

SECTION 701
GENERAL

701.1 Scope. The provisions of this chapter shall specify the requirements for and the maintenance of fire-resistance-rated construction. New buildings shall comply with the *California Building Code*.

701.2 Unsafe conditions. Where any components in this chapter are not maintained and do not function as intended or do not have the fire resistance required by the code under which the building was constructed, remodeled or altered, such component(s) or portion thereof shall be deemed an unsafe condition, in accordance with Section 110.1.1. Components or portions thereof determined to be unsafe shall be repaired or replaced to conform to that code under which the building was constructed, remodeled, altered or this chapter, as deemed appropriate by the fire code official.

Where the extent of the conditions of components is such that any building, structure or portion thereof presents an imminent danger to the occupants of the building, structure or portion thereof, the fire code official shall act in accordance with Section 110.2.

SECTION 702
DEFINITIONS

702.1 Definitions. The following terms are defined in Chapter 2:

DRAFTSTOP.

FIRE-RESISTANT JOINT SYSTEM.

FIREBLOCKING.

SECTION 703
FIRE-RESISTANCE-RATED CONSTRUCTION

703.1 Maintenance. The required fire-resistance rating of fire-resistance-rated construction (including walls, firestops, shaft enclosures, partitions, smoke barriers, floors, fire-resistive coatings and sprayed fire-resistant materials applied to structural members and fire-resistant joint systems) shall be maintained. Such elements shall be visually inspected by the owner annually and properly repaired, restored or replaced when damaged, altered, breached or penetrated. Where concealed, such elements shall not be required to be visually inspected by the owner unless the concealed space is accessible by the removal or movement of a panel, access door, ceiling tile or similar movable entry to the space. Openings made therein for the passage of pipes, electrical conduit, wires, ducts, air transfer openings and holes made for any reason shall be protected with approved methods capable of resisting the passage of smoke and fire. Openings through fire-resistance-rated assemblies shall be protected by self- or automatic-closing doors of approved construction meeting the fire protection requirements for the assembly.

703.1.1 Fireblocking and draftstopping. Required fire-blocking and draftstopping in combustibles concealed spaces shall be maintained to provide continuity and integrity of the construction.

703.1.2 Smoke barriers and smoke partitions. Required smoke barriers and smoke partitions shall be maintained to prevent the passage of smoke. All openings protected with approved smoke barrier doors or smoke dampers shall be maintained in accordance with NFPA 105.

703.1.3 Fire walls, fire barriers and fire partitions. Required fire walls, fire barriers and fire partitions shall be maintained to prevent the passage of fire. All openings

FIRE-RESISTANCE-RATED CONSTRUCTION

protected with approved doors or fire dampers shall be maintained in accordance with NFPA 80.

703.2 Opening protectives. Opening protectives shall be maintained in an operative condition in accordance with NFPA 80. Where allowed by the fire code official, the application of field-applied labels associated with the maintenance of opening protectives shall follow the requirements of the approved third-party certification organization accredited for listing the opening protective. Fire doors and smoke barrier doors shall not be blocked or obstructed, or otherwise made inoperable. Fusible links shall be replaced promptly whenever fused or damaged. Fire door assemblies shall not be modified.

703.2.1 Signs. Where required by the fire code official, a sign shall be permanently displayed on or near each fire door in letters not less than 1 inch (25 mm) high to read as follows:

1. For doors designed to be kept normally open: FIRE DOOR—DO NOT BLOCK.
2. For doors designed to be kept normally closed: FIRE DOOR—KEEP CLOSED.

703.2.2 Hold-open devices and closers. Hold-open devices and automatic door closers, where provided, shall be maintained. During the period that such device is out of service for repairs, the door it operates shall remain in the closed position.

703.2.3 Door operation. Swinging fire doors shall close from the full-open position and latch automatically. The door closer shall exert enough force to close and latch the door from any partially open position.

703.3 Ceilings. The hanging and displaying of salable goods and other decorative materials from acoustical ceiling systems that are part of a fire-resistance-rated floor/ceiling or roof/ceiling assembly, shall be prohibited.

703.4 Testing. Horizontal and vertical sliding and rolling fire doors shall be inspected and tested annually to confirm proper operation and full closure. A written record shall be maintained and be available to the fire code official.

SECTION 704 FLOOR OPENINGS AND SHAFTS

704.1 Enclosure. Interior vertical shafts including, but not limited to, stairways, elevator hoistways, service and utility shafts, that connect two or more stories of a building shall be enclosed or protected as required in Chapter 11. New floor openings in existing buildings shall comply with the *California Building Code*.

704.2 Opening protectives. When openings are required to be protected, opening protectives shall be maintained self-closing or automatic-closing by smoke detection. Existing fusible-link-type automatic door-closing devices are permitted if the fusible link rating does not exceed 135°F (57°C).

SECTION 705 EXTERIOR WALLS

705.1 Exterior graphics on exterior walls of high-rise buildings. Where installed on the exterior walls of high-rise buildings, exterior graphics, both permanent and temporary, greater than 100 square feet in area or greater than 10 feet in either dimension shall comply with the following conditions subject to the review and approval of the fire code official and building official:

1. The materials used for graphics installed at a height greater than 40 feet above the grade plane shall be noncombustible materials or shall have a flame spread index not greater than 25 when tested in accordance with ASTM E 84 or UL 723.
2. The method of attachment and mounting of the graphics to the exterior wall shall be such that the graphics are securely attached.
3. The graphics shall not interfere with the active or passive ventilation required for the building and the required smoke control systems in the building.
4. The graphics shall not impair the functions of any fire or life safety systems in the building.

CALIFORNIA FIRE CODE – MATRIX ADOPTION TABLE
CHAPTER 8 – INTERIOR FINISH, DECORATIVE MATERIALS AND FURNISHINGS

(Matrix Adoption Tables are non-regulatory, intended only as an aid to the user.

See Chapter 1 for state agency authority and building applications.)

Adopting Agency	BSC	SFM		HCD			DSA		OSHPD				BSCC	DHS	AGR	DWR	CEC	CA	SL	SLC
		T-24	T-19*	1	2	1/AC	AC	SS	1	2	3	4								
Adopt Entire Chapter																				
Adopt Entire Chapter as amended (amended sections listed below)		X																		
Adopt only those sections that are listed below																				
[California Code of Regulations, Title 19, Division 1]			X																	
Chapter / Section																				
[T-19 §1172]			X																	
[T-19 §1173]			X																	
[T-19 §1174]			X																	
[T-19 §1191]			X																	
[T-19 §1196]			X																	
[T-19 §1201]			X																	
[T-19 §1202]			X																	
Table 803.3		X																		
[T-19 §3.21(a)(b)]			X																	
803.10		X																		
803.10.1		X																		
804.1		X																		
805		†																		
806		†																		
806.2		X																		
[T-19 §3.08]			X																	
807		†																		
[T-19 §3.08]			X																	
[T-19 §1273.1]			X																	
[T-19 §1273.2]			X																	
[T-19 §1321.1]			X																	
[T-19 §1324]			X																	
[T-19 §1325]			X																	
[T-19 §1326]			X																	
[T-19 §1327]			X																	
807.4.2.4		X																		
807.4.2.4.1		X																		
807.4.5		X																		
807.4.5.1		X																		
808		†																		
[T-19 §3.19 (b)(c)]			X																	

This state agency does not adopt sections identified with the following symbol: †

* The California Code of Regulations (CCR), Title 19, Division 1 provisions that are found in the California Fire Code are a reprint from the current CCR, Title 19, Division 1 text for the code user's convenience only. The scope, applicability and appeals procedures of CCR, Title 19, Division I remain the same.



CHAPTER 8

INTERIOR FINISH, DECORATIVE MATERIALS AND FURNISHINGS

SECTION 801 GENERAL

801.1 Scope. The provisions of this chapter shall govern interior finish, interior trim, furniture, furnishings, decorative materials and decorative vegetation in buildings. Existing buildings shall comply with Sections 803 through 808. New buildings shall comply with Sections 804 through 808, and Section 803 of the *California Building Code*.

[*California Code of Regulations, Title 19, Division 1, §1172*] Purpose.

California Code of Regulations, Title 19, Division 1, Chapter 8 have been prepared and adopted for the purpose of establishing minimum standards for the prevention of fire and for the protection of life and property against fire and panic through the use of flame-retardant chemicals, fabrics and materials.

[*California Code of Regulations, Title 19, Division 1, §1173*] Scope.

California Code of Regulations, Title 19, Division 1, Chapter 8 shall govern the manufacture, sale and application of flame-retardant chemicals used in connection with fabrics or materials required to be treated and maintained in a flame-retardant condition as provided in Sections 13115 or 13119 of the Health and Safety Code. These rules and regulations shall also apply to fabrics or materials inherently nonflammable and, they shall also establish minimum fire-resistive standards for such fabrics or materials.

California Code of Regulations, Title 19, Division 1, Chapter 8 shall also establish minimum standards and specific procedures for the approval of flame-retardant chemicals, flame retardant materials and flame retardant applicator concerns.

[*California Code of Regulations, Title 19, Division 1, §1174*] Basis.

California Code of Regulations, Title 19, Division 1, Chapter 8 are based upon the presumption of fact that fabrics and similar materials commonly known to be flammable increase, or may cause the increase of, the hazard or menace of fire; that proper and adequate flame-retardant treatment through the use of certain chemicals is possible whereby the danger to life and property from fire and panic can be materially reduced; and, that there do exist certain fabrics and materials which by nature are nonflammable.

SECTION 802 DEFINITIONS

802.1 Definitions. The following terms are defined in Chapter 2:

FLAME SPREAD.

FLAME SPREAD INDEX.

INTERIOR FLOOR-WALL BASE.

SITE-FABRICATED STRETCH SYSTEM.

SMOKE-DEVELOPED INDEX.

[*California Code of Regulations, Title 19, Division 1, §1191*] Approved.

“Approved” means approved by the State Fire Marshal.

[*California Code of Regulations, Title 19, Division 1, §1196*] Flame-retardant Chemical.

“Flame-Retardant Chemical,” as used herein, means any chemical, chemical compound or chemical mixture which when properly applied to a fabric or material will render such fabric or material incapable of supporting combustion to the extent that it will successfully withstand the tests and meet the specifications promulgated by the State Fire Marshal.

[*California Code of Regulations, Title 19, Division 1, §1201*] Nonflammable Material.

“Nonflammable Material,” as used herein, means a fabric or material which is inherently flame-resistant to the extent that it will meet the requirements of the fire resistance test herein prescribed, but shall not include materials which must be chemically treated or processed after manufacture to make them flame-resistant.

[*California Code of Regulations, Title 19, Division 1, §1202*] Place of Public Assemblage.

“Place of Public Assemblage,” as used herein, means any occupancy mentioned in Sections 13115 or 13119 of the Health and Safety Code.

SECTION 803 INTERIOR WALL AND CEILING FINISH AND TRIM IN EXISTING BUILDINGS

803.1 General. The provisions of this section shall limit the allowable fire performance and smoke development of interior wall and ceiling finishes and interior wall and ceiling trim in existing buildings based on location and occupancy classification. Interior wall and ceiling finishes shall be classified in accordance with Section 803 of the *California Building Code*. Such materials shall be grouped in accordance with ASTM E 84, as indicated in Section 803.1.1, or in accordance with NFPA 286, as indicated in Section 803.1.2.

Exceptions:

1. Materials having a thickness less than 0.036 inch (0.9 mm) applied directly to the surface of walls and ceilings.
2. Exposed portions of structural members complying with the requirements of buildings of Type IV construction in accordance with the *California Building*

Code shall not be subject to interior finish requirements.

803.1.1 Classification in accordance with ASTM E 84. Interior finish materials shall be grouped in the following classes in accordance with their flame spread and smoke-developed index when tested in accordance with ASTM E 84.

Class A: flame spread index 0–25; smoke-developed index 0–450.

Class B: flame spread index 26–75; smoke-developed index 0–450.

Class C: flame spread index 76–200; smoke-developed index 0–450.

803.1.2 Classification in accordance with NFPA 286. Interior wall or ceiling finishes shall be allowed to be tested in accordance with NFPA 286. Finishes tested in accordance with NFPA 286 shall comply with Section 803.1.2.1. Interior wall and ceiling finish materials tested in accordance with NFPA 286 and meeting the acceptance criteria of Section 803.1.2.1 shall be allowed to be used where a Class A classification in accordance with ASTM E 84 is required.

803.1.2.1 Acceptance criteria for NFPA 286. The interior finish shall comply with the following:

1. During the 40 kW exposure, flames shall not spread to the ceiling.
2. The flame shall not spread to the outer extremity of the sample on any wall or ceiling.
3. Flashover, as defined in NFPA 286, shall not occur.
4. The peak heat release rate throughout the test shall not exceed 800 kW.
5. The total smoke released throughout the test shall not exceed 1,000 m².

803.2 Stability. Interior finish materials regulated by this chapter shall be applied or otherwise fastened in such a manner that such materials will not readily become detached where subjected to room temperatures of 200°F (93°C) for not less than 30 minutes.

803.3 Interior finish requirements based on occupancy. Interior wall and ceiling finish shall have a flame spread index not greater than that specified in Table 803.3 for the group and location designated.

803.4 Fire-retardant coatings. The required flame spread or smoke-developed index of surfaces in existing buildings shall be allowed to be achieved by application of approved fire-retardant coatings, paints or solutions to surfaces having a flame spread index exceeding that allowed. Such applications shall comply with NFPA 703 and the required fire-retardant properties shall be maintained or renewed in accordance with the manufacturer's instructions.

803.5 Textiles. Where used as interior wall or ceiling finish materials, textiles, including materials having woven or non-woven, napped, tufted, looped or similar surface, shall comply with the requirements of this section.

803.5.1 Textile wall or ceiling coverings. Textile wall or ceiling coverings shall comply with one of the following:

1. The wall or ceiling covering shall have a Class A flame spread index in accordance with ASTM E 84 or UL 723, and be protected by automatic sprinklers installed in accordance with Section 903.3.1.1 or 903.3.1.2;
2. The wall covering shall meet the criteria of Section 803.5.1.1 or 803.5.1.2 when tested in the manner intended for use in accordance with NFPA 265 using the product-mounting system, including adhesive, of actual use; or
3. The wall or ceiling covering shall meet the criteria of Section 803.1.2.1 when tested in accordance with NFPA 286 using the product-mounting system, including adhesive, of actual use.

803.5.1.1 Method A test protocol. During the Method A protocol, flame shall not spread to the ceiling during the 40-kW exposure. During the 150-kW exposure, the textile wall covering shall comply with all of the following:

1. Flame shall not spread to the outer extremity of the sample on the 8-foot by 12-foot (203 mm by 305 mm) wall.
2. The specimen shall not burn to the outer extremity of the 2-foot-wide (610 mm) samples mounted in the corner of the room.
3. Burning droplets deemed capable of igniting textile wall coverings or that burn for 30 seconds or more shall not form.
4. Flashover, as defined in NFPA 265, shall not occur.
5. The maximum net instantaneous peak heat release rate, determined by subtracting the burner output from the maximum heat release rate, does not exceed 300 kW.

803.5.1.2 Method B test protocol. During the Method B protocol, the textile wall covering or expanded vinyl wall covering shall comply with the following:

1. During the 40-kW exposure, flames shall not spread to the ceiling.
2. The flame shall not spread to the outer extremities of the samples on the 8-foot by 12-foot (203 by 305 mm) walls.
3. Flashover, as defined in NFPA 265, shall not occur.
4. For newly introduced wall and ceiling coverings, the total smoke released throughout the test shall not exceed 1,000 m².

803.5.2 Newly introduced textile wall and ceiling coverings. Newly introduced textile wall and ceiling coverings shall comply with one of the following:

1. The wall or ceiling covering shall have a Class A flame spread index in accordance with ASTM E 84 or UL 723, and be protected by automatic sprinklers

installed in accordance with Section 903.3.1.1 or 903.3.1.2. Test specimen preparation and mounting shall be in accordance with ASTM E 2404.

2. The wall covering shall meet the criteria of Section 803.5.1.2 when tested in the manner intended for use in accordance with NFPA 265 using the product-mounting system (including adhesive) of actual use.
3. The wall or ceiling covering shall meet the criteria of Section 803.1.2.1 when tested in accordance with NFPA 286 using the product-mounting system (including adhesive) of actual use.

803.6 Expanded vinyl wall or ceiling coverings. Expanded vinyl wall or ceiling coverings shall comply with one of the following:

1. The wall or ceiling covering shall have a Class A flame spread index in accordance with ASTM E 84 or UL

723, and be protected by automatic sprinklers installed in accordance with Section 903.3.1.1 or 903.3.1.2. Test specimen preparation and mounting shall be in accordance with ASTM E 2404.

2. The wall covering shall meet the criteria of Section 803.5.1.2 when tested in the manner intended for use in accordance with NFPA 265 using the product-mounting system (including adhesive) of actual use.
3. The wall or ceiling covering shall meet the criteria of Section 803.1.2.1 when tested in accordance with NFPA 286 using the product-mounting system (including adhesive) of actual use.

803.7 Foam plastic materials. Foam plastic materials shall not be used as interior wall and ceiling finish unless specifically allowed by Section 803.7.1 or 803.7.2. Foam plastic materials shall not be used as interior trim unless specifically allowed by Section 803.7.3.

**TABLE 803.3
INTERIOR WALL AND CEILING FINISH REQUIREMENTS BY OCCUPANCY^k**

GROUP	SPRINKLERED ^l			NONSPRINKLERED		
	Interior exit stairways and interior exit ramps and exit passageways ^{a, b}	Corridors and enclosure for exit access stairways and exit access ramps	Rooms and enclosed spaces ^c	Interior exit stairways and interior exit ramps and exit passageways ^{a, b}	Corridors and enclosure for exit access stairways and exit access ramps	Rooms and enclosed spaces ^c
A-1 & A-2	B	B	C	A	A ^d	B ^c
A-3 ^f , A-4, A-5	B	B	C	A	A ^d	C
B, E, M, R-1, R-4	B	C	C	A	B	C
F	C	C	C	B	C	C
H	B	B	C ^g	A	A	B
I-2, I-2.1	B	B	B ^{h, i}	A	A	B
I-3	A	A ^j	B	NP	NP	NP
I-4	B	B	B ^{h, i}	A	A	B
R-2	C	C	C	B	B	C
R-2.1	B	C	C	A	B	B
R-3, R-3.1	C	C	C	C	C	C
S	C	C	C	B	B	C
U	No Restrictions			No Restrictions		

For SI: 1 inch = 25.4 mm, 1 square foot = 0.0929 m².

NP=Not Permitted [SFM]

- a. Class C interior finish materials shall be allowed for wainscoting or paneling of not more than 1,000 square feet of applied surface area in the grade lobby where applied directly to a noncombustible base or over furring strips applied to a noncombustible base and fireblocked as required by Section 803.11 of the *California Building Code*.
- b. In exit enclosures of buildings less than three stories in height of other than Group I-3, Class B interior finish for nonsprinklered buildings and Class C for sprinklered buildings shall be permitted.
- c. Requirements for rooms and enclosed spaces shall be based upon spaces enclosed by partitions. Where a fire-resistance rating is required for structural elements, the enclosing partitions shall extend from the floor to the ceiling. Partitions that do not comply with this shall be considered as enclosing spaces and the rooms or spaces on both sides shall be considered as one. In determining the applicable requirements for rooms and enclosed spaces, the specific occupancy thereof shall be the governing factor regardless of the group classification of the building or structure.
- d. Lobby areas in Group A-1, A-2 and A-3 occupancies shall not be less than Class B materials.
- e. Class C interior finish materials shall be allowed in Group A occupancies with an occupant load of 300 persons or less.
- f. In places of religious worship, wood used for ornamental purposes, trusses, paneling or chancel furnishing shall be allowed.
- g. Class B material is required where the building exceeds two stories.
- h. Class C interior finish materials shall be allowed in administrative spaces.
- i. Class C interior finish materials shall be allowed in rooms with a capacity of four persons or less.
- j. Class B materials shall be allowed as wainscoting extending not more than 48 inches above the finished floor in corridors.
- k. Finish materials as provided for in other sections of this code.
- l. Applies when the vertical exits, exit passageways, corridors or rooms and spaces are protected by an approved automatic sprinkler system installed in accordance with Section 903.3.1.1 or 903.3.1.2.

803.7.1 Combustibility characteristics. Foam plastic materials shall be allowed on the basis of fire tests that substantiate their combustibility characteristics for the use intended under actual fire conditions, as indicated in Section 2603.10 of the *California Building Code*. This section shall apply both to exposed foam plastics and to foam plastics used in conjunction with a textile or vinyl facing or cover.

803.7.2 Thermal barrier. Foam plastic material shall be allowed if it is separated from the interior of the building by a thermal barrier in accordance with Section 2603.4 of the *California Building Code*.

803.7.3 Trim. Foam plastic shall be allowed for trim in accordance with Section 804.2.

803.8 High-density polyethylene (HDPE) and polypropylene (PP). Where high-density polyethylene or polypropylene is used as an interior finish it shall comply with Section 803.1.2.

803.9 Site-fabricated stretch systems. Where used as newly installed interior wall or interior ceiling finish materials, site-fabricated stretch systems containing all three components described in the definition in Section 802 shall be tested in the manner intended for use, and shall comply with the requirements of Section 803.1.1 or 803.1.2. If the materials are tested in accordance with ASTM E 84 or UL 723, specimen preparation and mounting shall be in accordance with ASTM E 2573.

803.10 Unframed rigid combustible decorative material. *Rigid combustible decorative material and assemblies of materials not more than 1/4 inch in thickness used for folding doors, room dividers, decorative screens and similar applications, which do not create concealed spaces and which are installed with exposed edges, shall be flame resistant in accordance with SFM Standard 12-7-5 contained in Title 24, Part 12, California Referenced Standards Code.*

803.10.1 Framed rigid combustible decorative material. *Rigid combustible decorative material and assemblies of materials not more than 1/4 inch in thickness used for folding doors, room dividers, decorative screens and similar applications, and which are installed with all edges protected, shall conform to SFM Standard 12-7-5 contained in Title 24, Part 12, California Referenced Standards Code.*

**SECTION 804
INTERIOR WALL AND CEILING TRIM
AND INTERIOR FLOOR FINISH IN
NEW AND EXISTING BUILDINGS**

804.1 Interior trim. Material, other than foam plastic, used as interior trim in new and existing buildings shall have minimum *Class B flame spread and 450 smoke-developed index in Group I-3 and for all other occupancies* Class C flame spread and smoke-developed indices, when tested in accordance with ASTM E 84 or UL 723, as described in Section 803.1.1. Combustible trim, excluding handrails and guardrails, shall not exceed 10 percent of the specific wall or ceiling areas to which it is attached.

804.1.1 Alternative testing. When the interior trim material has been tested as an interior finish in accordance with NFPA 286 and complies with the acceptance criteria in Section 803.1.2.1, it shall not be required to be tested for flame spread index and smoke-developed index in accordance with ASTM E 84.

804.2 Foam plastic. Foam plastic used as interior trim shall comply with Sections 804.2.1 through 804.2.4.

804.2.1 Density. The minimum density of the interior trim shall be 20 pounds per cubic foot (320 kg/m³).

804.2.2 Thickness. The maximum thickness of the interior trim shall be 1/2 inch (12.7 mm) and the maximum width shall be 8 inches (203 mm).

804.2.3 Area limitation. The interior trim shall not constitute more than 10 percent of the specific wall or ceiling area to which it is attached.

804.2.4 Flame spread. The flame spread index shall not exceed 75 where tested in accordance with ASTM E 84 or UL 723. The smoke-developed index shall not be limited.

Exception: When the interior trim material has been tested as an interior finish in accordance with NFPA 286 and complies with the acceptance criteria in Section 803.1.2.1, it shall not be required to be tested for flame spread index in accordance with ASTM E 84 or UL 723.

804.3 New interior floor finish. New interior floor finish and floor covering materials in new and existing buildings shall comply with Sections 804.3.1 through 804.3.3.2.

Exception: Floor finishes and coverings of a traditional type, such as wood, vinyl, linoleum or terrazzo, and resilient floor covering materials that are not comprised of fibers.

804.3.1 Classification. Interior floor finish and floor covering materials required by Section 804.3.3.2 to be of Class I or II materials shall be classified in accordance with NFPA 253. The classification referred to herein corresponds to the classifications determined by NFPA 253 as follows: Class I, 0.45 watts/cm² or greater; Class II, 0.22 watts/cm² or greater.

804.3.2 Testing and identification. Interior floor finish and floor covering materials shall be tested by an approved agency in accordance with NFPA 253 and identified by a hang tag or other suitable method so as to identify the manufacturer or supplier and style, and shall indicate the interior floor finish or floor covering classification according to Section 804.3.1. Carpet-type floor coverings shall be tested as proposed for use, including underlayment. Test reports confirming the information provided in the manufacturer's product identification shall be furnished to the fire code official upon request.

804.3.3 Interior floor finish requirements. New interior floor coverings materials shall comply with Sections 804.3.3.1 and 804.3.3.2, and interior floor finish materials shall comply with Section 804.3.1.

804.3.3.1 Pill test. In all occupancies, new floor covering materials shall comply with the requirements of the

DOC FF-1 “pill test” (CPSC 16 CFR Part 1630) or of ASTM D 2859.

804.3.3.2 Minimum critical radiant flux. In all occupancies, new interior floor finish and floor covering materials in enclosures for stairways and ramps, exit passageways, corridors and rooms or spaces not separated from corridors by full-height partitions extending from the floor to the underside of the ceiling shall withstand a minimum critical radiant flux. The minimum critical radiant flux shall not be less than Class I in Groups I-1, I-2 and I-3 and not less than Class II in Groups A, B, E, H, I-4, M, R-1, R-2 and S.

Exception: Where a building is equipped throughout with an automatic sprinkler system in accordance with Section 903.3.1.1 or 903.3.1.2, Class II materials shall be permitted in any area where Class I materials are required and materials complying with DOC FF-1 “pill test” (CPSC 16 CFR Part 1630) or with ASTM D 2859 shall be permitted in any area where Class II materials are required.

804.4 Interior floor-wall base. Interior floor-wall base that is 6 inches (152 mm) or less in height shall be tested in accordance with NFPA 253 and shall not be less than Class II. Where a Class I floor finish is required, the floor-wall base shall be Class I. The classification referred to herein corresponds to the classifications determined by NFPA 253 as follows: Class I, 0.45 watt/cm² or greater; Class II, 0.22 watts/cm² or greater.

Exception: Interior trim materials that comply with Section 804.1.

SECTION 805

UPHOLSTERED FURNITURE AND MATTRESSES IN NEW AND EXISTING BUILDINGS

805.1 Group I-1, board and care facilities. The requirements in Sections 805.1.1 through 805.1.2 shall apply to board and care facilities classified in Group I-1.

805.1.1 Upholstered furniture. Newly introduced upholstered furniture shall meet the requirements of Sections 805.1.1.1 through 805.1.1.3.

805.1.1.1 Ignition by cigarettes. Newly introduced upholstered furniture shall be shown to resist ignition by cigarettes as determined by tests conducted in accordance with one of the following:

1. Mocked-up composites of the upholstered furniture shall have a char length not exceeding 1.5 inches (38 mm) when tested in accordance with NFPA 261.
2. The components of the upholstered furniture shall meet the requirements for Class I when tested in accordance with NFPA 260.

805.1.1.2 Heat release rate. Newly introduced upholstered furniture shall have limited rates of heat release

when tested in accordance with ASTM E 1537 or California Technical Bulletin 133, as follows:

1. The peak rate of heat release for the single upholstered furniture item shall not exceed 80 kW.

Exception: Upholstered furniture in rooms or spaces protected by an approved automatic sprinkler system installed in accordance with Section 903.3.1.1.

2. The total energy released by the single upholstered furniture item during the first 10 minutes of the test shall not exceed 25 megajoules (MJ).

Exception: Upholstered furniture in rooms or spaces protected by an approved automatic sprinkler system installed in accordance with Section 903.3.1.1.

805.1.1.3 Identification. Upholstered furniture shall bear the label of an approved agency, confirming compliance with the requirements of Sections 805.1.1.1 and 805.1.1.2.

805.1.2 Mattresses. Newly introduced mattresses shall meet the requirements of Sections 805.1.2.1 through 805.1.2.3.

805.1.2.1 Ignition by cigarettes. Newly introduced mattresses shall be shown to resist ignition by cigarettes as determined by tests conducted in accordance with DOC 16 CFR Part 1632 and shall have a char length not exceeding 2 inches (51 mm).

805.1.2.2 Heat release rate. Newly introduced mattresses shall have limited rates of heat release when tested in accordance with ASTM E 1590 or California Technical Bulletin 129, as follows:

1. The peak rate of heat release for the single mattress shall not exceed 100 kW.

Exception: Mattresses in rooms or spaces protected by an approved automatic sprinkler system installed in accordance with Section 903.3.1.1.

2. The total energy released by the single mattress during the first 10 minutes of the test shall not exceed 25 MJ.

Exception: Mattresses in rooms or spaces protected by an approved automatic sprinkler system installed in accordance with Section 903.3.1.1.

805.1.2.3 Identification. Mattresses shall bear the label of an approved agency, confirming compliance with the requirements of Sections 805.2.2.1 and 805.2.2.2.

805.2 Group I-2, nursing homes and hospitals. The requirements in Sections 805.2.1 through 805.2.2 shall apply to nursing homes and hospitals classified in Group I-2.

805.2.1 Upholstered furniture. Newly introduced upholstered furniture shall meet the requirements of Sections 805.2.1.1 through 805.2.1.3.

805.2.1.1 Ignition by cigarettes. Newly introduced upholstered furniture shall be shown to resist ignition by cigarettes as determined by tests conducted in accordance with one of the following: (a) mocked-up composites of the upholstered furniture shall have a char length not exceeding 1.5 inches (38 mm) when tested in accordance with NFPA 261 or (b) the components of the upholstered furniture shall meet the requirements for Class I when tested in accordance with NFPA 260.

Exception: Upholstered furniture belonging to the patients in sleeping rooms of nursing homes (Group I-2), provided that a smoke detector is installed in such rooms. Battery-powered, single-station smoke alarms shall be allowed.

805.2.1.2 Heat release rate. Newly introduced upholstered furniture shall have limited rates of heat release when tested in accordance with ASTM E 1537 or California Technical Bulletin 133, as follows:

1. The peak rate of heat release for the single upholstered furniture item shall not exceed 80 kW.

Exception: Upholstered furniture in rooms or spaces protected by an approved automatic sprinkler system installed in accordance with Section 903.3.1.1.

2. The total energy released by the single upholstered furniture item during the first 10 minutes of the test shall not exceed 25 MJ.

Exception: Upholstered furniture in rooms or spaces protected by an approved automatic sprinkler system installed in accordance with Section 903.3.1.1.

805.2.1.3 Identification. Upholstered furniture shall bear the label of an approved agency, confirming compliance with the requirements of Sections 805.2.1.1 and 805.2.1.2.

805.2.2 Mattresses. Newly introduced mattresses shall meet the requirements of Sections 805.2.2.1 through 805.2.2.3.

805.2.2.1 Ignition by cigarettes. Newly introduced mattresses shall be shown to resist ignition by cigarettes as determined by tests conducted in accordance with DOC 16 CFR Part 1632 and shall have a char length not exceeding 2 inches (51 mm).

805.2.2.2 Heat release rate. Newly introduced mattresses shall have limited rates of heat release when tested in accordance with ASTM E 1590 or California Technical Bulletin 129, as follows:

1. The peak rate of heat release for the single mattress shall not exceed 100 kW.

Exception: Mattresses in rooms or spaces protected by an approved automatic sprinkler

system installed in accordance with Section 903.3.1.1.

2. The total energy released by the single mattress during the first 10 minutes of the test shall not exceed 25 MJ.

Exception: Mattresses in rooms or spaces protected by an approved automatic sprinkler system installed in accordance with Section 903.3.1.1.

805.2.2.3 Identification. Mattresses shall bear the label of an approved agency, confirming compliance with the requirements of Sections 805.2.2.1 and 805.2.2.2.

805.3 Group I-3, detention and correction facilities. The requirements in Sections 805.3.1 through 805.3.2 shall apply to detention and correction facilities classified in Group I-3.

805.3.1 Upholstered furniture. Newly introduced upholstered furniture shall meet the requirements of Sections 805.3.1.1 through 805.3.1.3

805.3.1.1 Ignition by cigarettes. Newly introduced upholstered furniture shall be shown to resist ignition by cigarettes as determined by tests conducted in accordance with one of the following:

1. Mocked-up composites of the upholstered furniture shall have a char length not exceeding 1.5 inches (38 mm) when tested in accordance with NFPA 261.
2. The components of the upholstered furniture shall meet the requirements for Class I when tested in accordance with NFPA 260.

805.3.1.2 Heat release rate. Newly introduced upholstered furniture shall have limited rates of heat release when tested in accordance with ASTM E 1537, as follows:

1. The peak rate of heat release for the single upholstered furniture item shall not exceed 80 kW.
2. The total energy released by the single upholstered furniture item during the first 10 minutes of the test shall not exceed 25 MJ.

805.3.1.3 Identification. Upholstered furniture shall bear the label of an approved agency, confirming compliance with the requirements of Sections 805.3.1.1 and 805.3.1.2.

805.3.2 Mattresses. Newly introduced mattresses shall meet the requirements of Sections 805.3.2.1 through 805.3.2.3.

805.3.2.1 Ignition by cigarettes. Newly introduced mattresses shall be shown to resist ignition by cigarettes as determined by tests conducted in accordance with DOC 16 CFR Part 1632 and shall have a char length not exceeding 2 inches (51 mm).

805.3.2.2 Heat release rate. Newly introduced mattresses shall have limited rates of heat release when tested in accordance with ASTM E 1590 or California Technical Bulletin 129, as follows:

1. The peak rate of heat release for the single mattress shall not exceed 100 kW.
2. The total energy released by the single mattress during the first 10 minutes of the test shall not exceed 25 MJ.

805.3.2.3 Identification. Mattresses shall bear the label of an approved agency, confirming compliance with the requirements of Sections 805.3.2.1 and 805.3.2.2.

805.4 Group R-2 college and university dormitories. The requirements of Sections 805.4.1 through 805.4.2.3 shall apply to college and university dormitories classified in Group R-2, including decks, porches and balconies.

805.4.1 Upholstered furniture. Newly introduced upholstered furniture shall meet the requirements of Sections 805.4.1.1 through 805.4.1.3

805.4.1.1 Ignition by cigarettes. Newly introduced upholstered furniture shall be shown to resist ignition by cigarettes as determined by tests conducted in accordance with one of the following:

1. Mocked-up composites of the upholstered furniture shall have a char length not exceeding 1½ inches (38 mm) when tested in accordance with NFPA 261.
2. The components of the upholstered furniture shall meet the requirements for Class I when tested in accordance with NFPA 260.

805.4.1.2 Heat release rate. Newly introduced upholstered furniture shall have limited rates of heat release when tested in accordance with ASTM E 1537 or California Technical Bulletin 133, as follows:

1. The peak rate of heat release for the single upholstered furniture item shall not exceed 80 kW.

Exception: Upholstered furniture in rooms or spaces protected by an approved automatic sprinkler system installed in accordance with Section 903.3.1.1.

2. The total energy released by the single upholstered furniture item during the first 10 minutes of the test shall not exceed 25 MJ.

Exception: Upholstered furniture in rooms or spaces protected by an approved automatic sprinkler system installed in accordance with Section 903.3.1.1.

805.4.1.3 Identification. Upholstered furniture shall bear the label of an approved agency, confirming compliance with the requirements of Sections 805.4.1.1 and 805.4.1.2.

805.4.2 Mattresses. Newly introduced mattresses shall meet the requirements of Sections 805.4.2.1 through 805.4.2.3.

805.4.2.1 Ignition by cigarettes. Newly introduced mattresses shall be shown to resist ignition by cigarettes as determined by tests conducted in accordance with DOC 16 CFR Part 1632 and shall have a char length not exceeding 2 inches (51 mm).

805.4.2.2 Heat release rate. Newly introduced mattresses shall have limited rates of heat release when tested in accordance with ASTM E 1590 or California Technical Bulletin 129, as follows:

1. The peak rate of heat release for the single mattress shall not exceed 100 kW.

Exception: Mattresses in rooms or spaces protected by an approved automatic sprinkler system installed in accordance with Section 903.3.1.1.

2. The total energy released by the single mattress during the first 10 minutes of the test shall not exceed 25 MJ.

Exception: Mattresses in rooms or spaces protected by an approved automatic sprinkler system installed in accordance with Section 903.3.1.1.

805.4.2.3 Identification. Mattresses shall bear the label of an approved agency, confirming compliance with the requirements of Sections 805.4.2.1 and 805.4.2.2.

SECTION 806 DECORATIVE VEGETATION IN NEW AND EXISTING BUILDINGS

806.1 Natural cut trees. Natural cut trees, where allowed by this section, shall have the trunk bottoms cut off at least 0.5 inch (12.7 mm) above the original cut and shall be placed in a support device complying with Section 806.1.2.

806.1.1 Restricted occupancies. Natural cut trees shall be prohibited in Group A, E, I-1, I-2, I-3, I-4, M, R-1, R-2 and R-4 occupancies.

Exceptions:

1. Trees located in areas protected by an approved automatic sprinkler system installed in accordance with Section 903.3.1.1 or 903.3.1.2 shall not be prohibited in Groups A, E, M, R-1 and R-2.
2. Trees shall be allowed within dwelling units in Group R-2 occupancies.

806.1.2 Support devices. The support device that holds the tree in an upright position shall be of a type that is stable and that meets all of the following criteria:

1. The device shall hold the tree securely and be of adequate size to avoid tipping over of the tree.
2. The device shall be capable of containing a minimum two-day supply of water.
3. The water level, when full, shall cover the tree stem at least 2 inches (51 mm). The water level shall be

maintained above the fresh cut and checked at least once daily.

806.1.3 Dryness. The tree shall be removed from the building whenever the needles or leaves fall off readily when a tree branch is shaken or if the needles are brittle and break when bent between the thumb and index finger. The tree shall be checked daily for dryness.

806.2 Artificial vegetation. Artificial decorative vegetation shall meet the flame propagation performance criteria of *California Code of Regulations, Title 19, Division 1*. Meeting the flame propagation performance criteria of *California Code of Regulations, Title 19, Division 1* shall be documented and certified by the manufacturer in an approved manner. Alternatively, the artificial decorative vegetation item shall be tested in accordance with NFPA 289, using the 20 kW ignition source, and shall have a maximum heat release rate of 100 kW.

[California Code of Regulations, Title 19, Division 1, §3.08]. Decorative Materials.

In every Group A, E, I, R-1, R-2, R-2.1, R-3.1 and R-4 occupancy, all drapes, hangings, curtains, drops, and all other decorative material, including Christmas trees, that would tend to increase the fire and panic hazard shall be made from a nonflammable material, or shall be treated and maintained in a flame-retardant condition by means of a flame-retardant solution or process approved by the State Fire Marshal, as set forth in California Code of Regulations, Title 19, Division 1, Chapter 8. Exits, exit lights, fire alarm sending stations, wet standpipe hose cabinets and fire extinguisher locations shall not be concealed, in whole or in part, by any decorative material.

Exceptions:

- (a) Cubical curtains and individual patient room window curtains and drapes in Group I, R-2.1, R-3.1 and R-4 occupancies.
- (b) Window curtains and drapes within dwelling units of Group R-1 and R-2 occupancies.
- (c) Christmas trees within dwelling units of Group R-1 and R-2 occupancies.

806.3 Obstruction of means of egress. The required width of any portion of a means of egress shall not be obstructed by decorative vegetation.

806.4 Open flame. Candles and open flames shall not be used on or near decorative vegetation. Natural cut trees shall be kept a distance from heat vents and any open flame or heat-producing devices at least equal to the height of the tree.

806.5 Electrical fixtures and wiring. The use of unlisted electrical wiring and lighting on natural cut trees and artificial decorative vegetation shall be prohibited. The use of electrical wiring and lighting on artificial trees constructed entirely of metal shall be prohibited.

**SECTION 807
DECORATIVE MATERIALS OTHER
THAN DECORATIVE VEGETATION IN
NEW AND EXISTING BUILDINGS**

807.1 General requirements. In occupancies in Groups A, E, I and R-1, and dormitories in Group R-2, curtains, draperies, hangings and other decorative materials suspended from walls or ceilings shall meet the flame propagation performance criteria of NFPA 701 in accordance with Section 806.2 or be noncombustible.

Exceptions:

1. Curtains, draperies, hangings and other decorative materials suspended from walls of sleeping units and dwelling units in dormitories in Group R-2 protected by an approved automatic sprinkler system installed in accordance with Section 903.3.1 and such materials are limited to not more than 50 percent of the aggregate area of walls.
2. Decorative materials, including, but not limited to, photographs and paintings in dormitories in Group R-2 where such materials are of limited quantities such that a hazard of fire development or spread is not present.

In Groups I-1 and I-2, combustible decorative materials shall meet the flame propagation criteria of NFPA 701 unless the decorative materials, including, but not limited to, photographs and paintings, are of such limited quantities that a hazard of fire development or spread is not present. In Group I-3, combustible decorative materials are prohibited.

Fixed or movable walls and partitions, paneling, wall pads and crash pads, applied structurally or for decoration, acoustical correction, surface insulation or other purposes, shall be considered interior finish if they cover 10 percent or more of the wall or of the ceiling area, and shall not be considered decorative materials or furnishings.

In Group B and M occupancies, fabric partitions suspended from the ceiling and not supported by the floor shall meet the flame propagation performance criteria in accordance with Section 807.2 and NFPA 701 or shall be noncombustible.

807.1.1 Noncombustible materials. The permissible amount of noncombustible decorative material shall not be limited.

807.1.2 Combustible decorative materials. The permissible amount of decorative materials meeting the flame propagation performance criteria of NFPA 701 shall not exceed 10 percent of the specific wall or ceiling area to which it is attached.

Exceptions:

1. In auditoriums in Group A, the permissible amount of decorative material meeting the flame

propagation performance criteria of NFPA 701 shall not exceed 75 percent of the aggregate wall area where the building is equipped throughout with an approved automatic sprinkler system in accordance with Section 903.3.1.1, and where the material is installed in accordance with Section 803.4 of the *California Building Code*.

2. The amount of fabric partitions suspended from the ceiling and not supported by the floor in Group B and M occupancies shall not be limited.

[California Code of Regulations, Title 19, Division 1, §3.08]. Decorative Materials.

In every Group A, E, I, R-1, R-2, R-2.1, R-3.1 and R-4 occupancy, all drapes, hangings, curtains, drops, and all other decorative material, including Christmas trees, that would tend to increase the fire and panic hazard shall be made from a nonflammable material, or shall be treated and maintained in a flame-retardant condition by means of a flame-retardant solution or process approved by the State Fire Marshal, as set forth in California Code of Regulations, Title 19, Division 1, Chapter 8. Exits, exit lights, fire alarm sending stations, wet standpipe hose cabinets and fire extinguisher locations shall not be concealed, in whole or in part, by any decorative material.

Exceptions:

- (a) Cubical curtains and individual patient room window curtains and drapes in Group I, R-2.1, R-3.1 and R-4 occupancies.
- (b) Window curtains and drapes within dwelling units of Group R-1 and R-2 occupancies.
- (c) Christmas trees within dwelling units of Group R-1 and R-2 occupancies.

[California Code of Regulations, Title 19, Division 1, §1273.1] Fabrics for Interior Use.

Fabrics as described in California Code of Regulations, Title 19, Division 1, 1272(c) intended for interior use shall be tested in their original condition only and shall meet the requirements for fire resistance outlined in California Code of Regulations, Title 19, Division 1, Section 1273.3.

[California Code of Regulations, Title 19, Division 1, §1273.2] Fabrics for Exterior Use.

Fabrics as described in California Code of Regulations, Title 19, Division 1, 1272(c) intended for exterior use shall meet the requirements for fire resistance outlined in California Code of Regulations, Title 19, Division 1, 1273.3, and, in addition, they shall meet the requirements for fire resistance outlined in California Code of Regulations, Title 19, Division 1, 1237, both in their original state and after accelerated weathering.

807.2 Acceptance criteria and reports. Where required to be flame resistant, decorative materials shall be tested by an approved agency and meet the flame propagation performance criteria of NFPA 701, or such materials shall be non-combustible. Reports of test results shall be prepared in

accordance with NFPA 701 and furnished to the fire code official upon request.

[California Code of Regulations, Title 19, Division 1, §1321.1] Fabric and Material Certification.

All concerns in whose name an approved flame-resistant fabric or material is registered shall issue approved certificates of flame resistance covering all such products sold for use in occupancies governed by the statutes. Copies shall be furnished to the buyer as well as the State Fire Marshal and the local fire authority of the customer's city. These certificates shall be delivered within 10 days after the product is shipped and shall be completely filled out and signed by an authorized representative of the concern.

In addition to the required description on the reverse side of the certificate as to yardage or quantity, color and kind, notation should be made of the manufacturer's production or lot control number, the purchase order or invoice number, and, where possible, the ultimate location and use.

[California Code of Regulations, Title 19, Division 1, §1324] Job Labeling.

To every article that is treated and to every roll or package of registered approved fabric or material, a small label or tag shall be securely affixed, bearing the following information:

- (a) *The Seal of Registration of the State Fire Marshal of California.*
- (b) *Name and registration number of the concern responsible for the job or production.*
- (c) *Name of the registered chemical used or the registered fabric or material.*
- (d) *Date the chemical was applied, or the fabric or material was produced.*
- (e) *The statement, "This article must be re-treated after washing or drycleaning by systems with soap and water added" (if treated with a "Type II" chemical).*

This information may be stamped, printed or stenciled on the article if so desired.

Concerns which treat or manufacture yardage goods may print or stencil their name, or the name of their fabric if registered, on the salvage (at least once every three yards) instead of affixing the label or tag as above.

[California Code of Regulations, Title 19, Division 1, §1325] Labeling Required.

No drape, hanging, curtain, drop or similar decorative material or exterior fabric which has been treated by a registered flame-retardant application concern, either as yardage or after fabrication, or which is made from a registered approved fabric shall be installed after the effective date of these rules and regulations [California Code of Regulations, Title 19, Division 1, Chapter 8] in any place or under any condition governed by Sections 13115 and 13119 of the Health and Safety Code unless such drape, hanging, curtain, drop, or similar decorative material or exterior fabric shall be labeled as required by California Code of Regulations, Title 19, Division 1, Section 1324.

[California Code of Regulations, Title 19, Division 1, §1326] Retreatment.

In cases where instructions are issued by the State Fire Marshal requiring retreatment or replacement of fabrics or materials previously treated with a flame-retardant chemical or registered as an approved fabric or material, the retreatment or replacement shall be made within ten (10) days after date of the order so requiring. A new certificate of flame resistance covering each such retreatment shall be delivered as for an original job as is provided for by California Code of Regulations, Title 19, Division 1, Section 1321. A new sample of the retreated fabric or material shall be attached to the certificate of flame resistance submitted to the State Fire Marshal.

[California Code of Regulations, Title 19, Division 1, §1327] Installation.

The standard fire-resistance tests presume installation of approved registered fabrics in a normal vertical position. Some decorative materials installed otherwise, such as in narrow strips or suspended overhead in a horizontal position, may exhibit different burning characteristics. Since it is not feasible to devise tests for all such installations differing from normal, they must be judged on an individual basis. Where indicated, the State Fire Marshal may perform such additional tests as he deems necessary to ensure adequate fire resistance of materials as installed.

807.3 Pyroxylin plastic. Imitation leather or other material consisting of or coated with a pyroxylin or similarly hazardous base shall not be used in Group A occupancies.

807.4 Occupancy-based requirements. In occupancies in Group A, E and I-4 day care facilities, decorative materials other than decorative vegetation shall comply with Sections 807.4.1 through 807.4.4.2.

807.4.1 General. All of the following requirements shall apply to all Group A and E occupancies and Group I-4 day care facilities regulated by Sections 807.4.2 through 807.4.4:

1. Explosive or highly flammable materials. Furnishings or decorative materials of an explosive or highly flammable character shall not be used.
2. Fire-retardant coatings. Fire-retardant coatings in existing buildings shall be maintained so as to retain the effectiveness of the treatment under service conditions encountered in actual use.
3. Obstructions. Furnishings or other objects shall not be placed to obstruct exits, access thereto, egress therefrom or visibility thereof.

807.4.2 Group A. The requirements in Sections 807.4.2.1 through 807.4.2.3 shall apply to occupancies in Group A.

807.4.2.1 Foam plastics. Exposed foam plastic materials and unprotected materials containing foam plastic used for decorative purposes or stage scenery or exhibit booths shall have a maximum heat release rate of 100 kW when tested in accordance with UL 1975, or when

tested in accordance with NFPA 289 using the 20 kW ignition source.

Exceptions:

1. Individual foam plastic items or items containing foam plastic where the foam plastic does not exceed 1 pound (0.45 kg) in weight.
2. Cellular or foam plastic shall be allowed for trim in accordance with Section 804.2.

807.4.2.2 Motion picture screens. The screens upon which motion pictures are projected in new and existing buildings of Group A shall either meet the flame propagation performance criteria of NFPA 701 or shall comply with the requirements for a Class B interior finish in accordance with Section 803 of the *California Building Code*.

807.4.2.3 Wood use in Group A-3 places of religious worship. In places of religious worship, wood used for ornamental purposes, trusses, paneling or chancel furnishing shall be allowed.

807.4.2.4 Motion Picture and Television Production Studio Sound Stages. Approved production facilities and production locations with live audiences.

807.4.2.4.1 Foam plastics, decorations, textile and film materials. Foam plastics, textile and film materials and other decorative materials and materials containing foam plastics shall be in accordance with the following:

1. Exhibit booth construction shall have a maximum heat-release rate of 100 kilowatts when tested in accordance with UL 1975.
2. Decorative objects, including but not limited to mannequins, murals and signs, shall have a maximum heat-release rate of 150 kilowatts when tested in accordance with UL 1975.

Exception: When the aggregate area of murals, signs or similar decorative objects occupies less than 10 percent of the floor or wall area, this requirement may be waived by the fire chief.

3. Theater, motion picture and television stage settings with or without horizontal projections and simulated caves or caverns shall have a maximum heat-release rate of 100 kilowatts when tested in accordance with UL 1975.

807.4.3 Group E. The requirements in Sections 807.4.3.1 and 807.4.3.2 shall apply to occupancies in Group E.

807.4.3.1 Storage in corridors and lobbies. Clothing and personal effects shall not be stored in corridors and lobbies.

Exceptions:

1. Corridors protected by an approved automatic sprinkler system installed in accordance with Section 903.3.1.1.

2. Corridors protected by an approved smoke detection system installed in accordance with Section 907.
3. Storage in metal lockers, provided the minimum required egress width is maintained.

807.4.3.2 Artwork. Artwork and teaching materials shall be limited on the walls of corridors to not more than 20 percent of the wall area.

807.4.4 Group I-4, day care facilities. The requirements in Sections 807.4.4.1 and 807.4.4.2 shall apply to day care facilities classified in Group I-4.

807.4.4.1 Storage in corridors and lobbies. Clothing and personal effects shall not be stored in corridors and lobbies.

Exceptions:

1. Corridors protected by an approved automatic sprinkler system installed in accordance with Section 903.3.1.1.
2. Corridors protected by an approved smoke detection system installed in accordance with Section 907.
3. Storage in metal lockers, provided the minimum required egress width is maintained.

807.4.4.2 Artwork. Artwork and teaching materials shall be limited on walls of corridors to not more than 20 percent of the wall area.

807.4.5 Group F-1 motion picture and television production studio sound stages, approved production facilities and production locations without live audiences.

807.4.5.1 Foam plastics, decorations, textile and film materials. Foam plastics, textile and film materials and other decorative materials and materials containing foam plastics shall be in accordance with the following:

1. Exhibit booth construction shall have a maximum heat-release rate of 100 kilowatts when tested in accordance with UL 1975.
2. Decorative objects, including but not limited to mannequins, murals and signs, shall have a maximum heat-release rate of 150 kilowatts when tested in accordance with UL 1975.

Exception: When the aggregate area of murals, signs or similar decorative objects occupies less than 10 percent of the floor or wall area, this requirement may be waived by the fire chief.

3. Theater, motion picture and television stage settings with or without horizontal projections and simulated caves or caverns shall have a maximum heat-release rate of 100 kilowatts when tested in accordance with UL 1975.

SECTION 808

FURNISHINGS OTHER THAN UPHOLSTERED FURNITURE AND MATTRESSES OR DECORATIVE MATERIALS IN NEW AND EXISTING BUILDINGS

808.1 Wastebaskets and linen containers in Group I-1, I-2 and I-3 occupancies. Wastebaskets, linen containers and other waste containers, including their lids, located in Group I-1, I-2 and I-3 occupancies shall be constructed of noncombustible materials or of materials that meet a peak rate of heat release not exceeding 300 kW/m² when tested in accordance with ASTM E 1354 at an incident heat flux of 50 kW/m² in the horizontal orientation. Metal wastebaskets and other metal waste containers with a capacity of 20 gallons (75.7 L) or more shall be listed in accordance with UL 1315 and shall be provided with a noncombustible lid. Portable containers exceeding 32 gallons (121 L) shall be stored in an area classified as a waste and linen collection room and constructed in accordance with Table 509 of the *California Building Code*.

[California Code of Regulations, Title 19, Division 1, §3.19(b) and (c) Housekeeping.

Every building or portion of a building governed by California Code of Regulations, Title 19, Division 1 regulations shall be maintained in a neat orderly manner, free from any condition that would create a fire or life hazard or a condition which would add to or contribute to the rapid spread of fire. Provisions shall be made for the proper storage and disposal of waste materials and rubbish consistent with the following:

(b) All combustible waste material and rubbish shall be stored in approved containers or shall be stored in a manner approved by the enforcing agency as being consistent with standard fire prevention practices until such waste material and rubbish is removed from the premises or otherwise disposed of in a proper manner.

(1) Containers with a capacity exceeding 5.33 cubic feet (40 gallons) (0.15 m³) shall comply with the provisions of California Code of Regulations, Title 24, Part 9, Section 304.3.

(2) Wastebaskets and linen containers in Group I-2 and I-3 occupancies shall comply with the provisions of California Code of Regulations, Title 24, Part 9, Section 808.

(c) Approved self-closing metal containers or listed disposal containers by an approved testing or listing agency shall be provided and maintained in all rooms or locations where oily rags, oily waste, paint rags, or similar materials subject to spontaneous ignition are used, or are stored temporarily. Such containers shall be emptied daily.

808.2 Waste containers with a capacity of 20 gallons or more in Group R-2 college and university dormitories. Waste containers, including their lids, located in Group R-2 college and university dormitories, and with a capacity of 20 gallons (75.7 L) or more, shall be constructed of noncombustible materials.

INTERIOR FINISH, DECORATIVE MATERIALS AND FURNISHINGS

tible materials or of materials that meet a peak rate of heat release not exceeding 300 kW/m^2 when tested in accordance with ASTM E 1354 at an incident heat flux of 50 kW/m^2 in the horizontal orientation. Metal wastebaskets and other metal waste containers with a capacity of 20 gallons (75.7 L) or more shall be listed in accordance with UL 1315 and shall be provided with a noncombustible lid. Portable containers exceeding 32 gallons (121 L) shall be stored in an area classified as a waste and linen collection room constructed in accordance with Table 509 of the *California Building Code*.

808.3 Signs. Foam plastic signs that are not affixed to interior building surfaces shall have a maximum heat release rate of 150 kW when tested in accordance with UL 1975, or when tested in accordance with NFPA 289 using the 20-kW ignition source.

Exception: Where the aggregate area of foam plastic signs is less than 10 percent of the floor area or wall area of the room or space in which the signs are located, whichever is less, subject to the approval of the fire code official.

808.4 Combustible lockers. Where lockers constructed of combustible materials are used, the lockers shall be considered interior finish and shall comply with Section 803.

Exception: Lockers constructed entirely of wood and noncombustible materials shall be permitted to be used wherever interior finish materials are required to meet a Class C classification in accordance with Section 803.1.1.

CALIFORNIA FIRE CODE – MATRIX ADOPTION TABLE CHAPTER 9 – FIRE PROTECTION SYSTEMS

(Matrix Adoption Tables are non-regulatory, intended only as an aid to the user.
See Chapter 1 for state agency authority and building applications.)

Adopting Agency	BSC	SFM		HCD			DSA		OSHPD				BSCC	DHS	AGR	DWR	CEC	CA	SL	SLC
		T-24	T-19*	1	2	1/AC	AC	SS	1	2	3	4								
Adopt Entire Chapter																				
Adopt Entire Chapter as amended (amended sections listed below)		X																		
Adopt only those sections that are listed below																				
[California Code of Regulations, Title 19, Division 1]			X																	
Chapter / Section																				
901.6		X																		
[T-19 §1.14]			X																	
[T-19 §3.24]			X																	
[T-19 §904 (a)]			X																	
[T-19 §904 (a)(1)]			X																	
[T-19 §904 (b)]			X																	
[T-19 §904.2 (a)]			X																	
[T-19 §904.2 (b)]			X																	
[T-19 §904.2 (h)]			X																	
[T-19 §904.2 (i)]			X																	
901.6.1		X																		
Table 901.6.1		X																		
[T-19 §904.1 (a)]			X																	
[T-19 §904.2 (g)]			X																	
[T-19 §904.1 (b)]			X																	
[T-19 §904.2 (c)]			X																	
[T-19 §904.2 (j)]			X																	
[T-19 §904.1 (c)]			X																	
[T-19 §904.2 (d)]			X																	
[T-19 §904.2 (e)]			X																	
[T-19 §904.2 (f)]			X																	
902.1		X																		
[T-19 §902.4 (b)]			X																	
Fire Appliance		X																		
[T-19 §902.9 (a)]			X																	
[T-19 §902.12 (a)]			X																	
[T-19 §902.15 (a)]			X																	
[T-19 §902.18 (a)]			X																	
[T-19 §902.19 (a)]			X																	
903.2		X																		
903.2.1.2		X																		
903.2.1.3		X																		
903.2.3		X																		
903.2.4.1		X																		
903.2.5.4		X																		
903.2.6.1		X																		
903.2.6.2		X																		
903.2.7		X																		
903.2.8		X																		
903.2.8.1		X																		

(continued)

CHAPTER 9 – FIRE PROTECTION SYSTEMS—continued

Adopting Agency	BSC	SFM		HCD			DSA		OSHPD				BSCC	DHS	AGR	DWR	CEC	CA	SL	SLC
		T-24	T-19*	1	2	1/AC	AC	SS	1	2	3	4								
Adopt Entire Chapter																				
Adopt Entire Chapter as amended (amended sections listed below)		X																		
Adopt only those sections that are listed below																				
[California Code of Regulations, Title 19, Division 1]			X																	
Chapter / Section																				
903.2.10		X																		
Table 903.2.11.6		X																		
903.2.13 – 903.2.19.1.2		X																		
903.3.1.1		X																		
903.3.1.1.1		X																		
903.3.1.2		X																		
903.3.2		X																		
903.3.5		X																		
903.3.5.2		X																		
903.3.8		X																		
903.4.2		X																		
903.4.3		X																		
903.6		X																		
[T-19 §904 (a)(2)]			X																	
[T-19 §904 (c)]			X																	
[T-19 §904.7 (a-c)]			X																	
904.2.1		X																		
904.3.1		X																		
904.5		X																		
904.6		X																		
904.7		X																		
904.7.1		X																		
904.8		X																		
904.9		X																		
904.10		X																		
904.11		X																		
904.11.5		X																		
[T-19 §573 (a-c)]			X																	
904.11.5.2		X																		
904.11.6		X																		
905.2		X																		
905.3.1		X																		
905.3.9		X																		
905.3.10		X																		
905.3.11		X																		
905.3.11.1		X																		
905.4		X																		
905.5		X																		

(continued)

CHAPTER 9 – FIRE PROTECTION SYSTEMS—continued

Adopting Agency	BSC	SFM		HCD			DSA		OSHPD				BSCC	DHS	AGR	DWR	CEC	CA	SL	SLC
		T-24	T-19*	1	2	1/AC	AC	SS	1	2	3	4								
Adopt Entire Chapter																				
Adopt Entire Chapter as amended (amended sections listed below)		X																		
Adopt only those sections that are listed below																				
[California Code of Regulations, Title 19, Division 1]			X																	
Chapter / Section																				
906.1		X																		
[T-19 §3.29 (a-d)]			X																	
[T-19 §565 (a)]			X																	
906.2		X																		
[T-19 §565.1 (a-c)]			X																	
[T-19 §565.2 (a-e)]			X																	
[T-19 §566 (a-f)]			X																	
[T-19 §567.8]			X																	
[T-19 §574.1]			X																	
[T-19 §574.2]			X																	
[T-19 §567.1]			X																	
[T-19 §574.3]			X																	
[T-19 §574.4]			X																	
[T-19 §575.10]			X																	
[T-19 §591.5]			X																	
[T-19 §596.7 (a)(b)]			X																	
[T-19 §574.5 (a-c)]			X																	
[T-19 §567 (a-k)]			X																	
[T-19 §568 (a-e)]			X																	
[T-19 §569 (a-c)]			X																	
[T-19 §570 (a-e)]			X																	
[T-19 §571 (a)]			X																	
Table 906.3(1)		X																		
Table 906.3(2)		X																		
906.3.4		X																		
[T-19 §573 (a-c)]			X																	
[T-19 §567.5]			X																	
[T-19 §567.3]			X																	
[T-19 §567.4]			X																	
[T-19 §567.6]			X																	
[T-19 §567.2]			X																	
[T-19 §567.7]			X																	
907.1.2		X																		
907.1.3		X																		
907.1.4		X																		
907.1.5		X																		
907.2		X																		
907.2.1		X																		
907.2.1.1		X																		
907.2.1.3		X																		

(continued)

CHAPTER 9 – FIRE PROTECTION SYSTEMS—continued

Adopting Agency	BSC	SFM		HCD			DSA		OSHPD				BSCC	DHS	AGR	DWR	CEC	CA	SL	SLC
		T-24	T-19*	1	2	1/AC	AC	SS	1	2	3	4								
Adopt Entire Chapter																				
Adopt Entire Chapter as amended (amended sections listed below)		X																		
Adopt only those sections that are listed below																				
[California Code of Regulations, Title 19, Division 1]			X																	
Chapter / Section																				
907.2.2		X																		
907.2.2.2		X																		
907.2.3		X																		
907.2.3.1		X																		
907.2.3.2		X																		
907.2.3.3		X																		
907.2.3.4		X																		
907.2.3.5		X																		
907.2.3.6		X																		
907.2.3.6.1		X																		
907.2.3.6.2		X																		
907.2.3.7		X																		
907.2.3.8		X																		
907.2.3.8.1		X																		
907.2.3.8.2		X																		
907.2.5.2		X																		
907.2.6		X																		
907.2.6.1		X																		
907.2.6.2		X																		
907.2.6.2.1		X																		
907.2.6.2.2		X																		
907.2.6.3.3		X																		
907.2.6.3.4		X																		
907.2.6.4		X																		
907.2.7		X																		
907.2.8		X																		
907.2.9		X																		
907.2.9.1		X																		
907.2.9.4		X																		
907.2.11		X																		
907.2.11.1.1		X																		
907.2.11.2		X																		
907.2.11.2.1		X																		
907.2.11.2.2		X																		
907.2.11.2.3		X																		
907.2.11.2.4		X																		
907.2.11.3		X																		
907.2.11.4		X																		
907.2.11.5		X																		

(continued)

CHAPTER 9 – FIRE PROTECTION SYSTEMS—continued

Adopting Agency	BSC	SFM		HCD			DSA		OSHPD				BSCC	DHS	AGR	DWR	CEC	CA	SL	SLC
		T-24	T-19*	1	2	1/AC	AC	SS	1	2	3	4								
Adopt Entire Chapter																				
Adopt Entire Chapter as amended (amended sections listed below)		X																		
Adopt only those sections that are listed below																				
[California Code of Regulations, Title 19, Division 1]			X																	
Chapter / Section																				
907.2.13		X																		
907.2.13.1		X																		
907.2.13.1.1		X																		
907.2.13.1.2		X																		
907.2.18		X																		
907.2.21		X																		
907.2.24 – 907.2.25.2		X																		
[T-19 §3.12]			X																	
907.2.26 – 907.2.29.3		X																		
907.3		X																		
907.3.1		X																		
907.3.2		X																		
907.3.2.1		X																		
907.3.2.2		X																		
907.3.2.3		X																		
907.3.3		X																		
907.4.1		X																		
907.4.2.1		X																		
907.4.2.7		X																		
907.5.2.1		X																		
907.5.2.1.3		X																		
907.5.2.2		X																		
907.5.2.3		X																		
907.5.2.3.1		X																		
907.5.2.3.3		X																		
Table 907.5.2.3.3		X																		
907.5.2.3.4		X																		
907.5.2.3.5		X																		
907.5.2.4		X																		
907.5.2.5		X																		
907.6.1		X																		
907.6.1.1		X																		
907.6.3		X																		
907.6.3.1		X																		
907.6.3.1.1		X																		
907.6.3.2		X																		
907.6.3.3		X																		
907.6.3.4		X																		
907.6.5		X																		
907.6.5.3		X																		
907.8		X																		

(continued)

CHAPTER 9 – FIRE PROTECTION SYSTEMS—continued

Adopting Agency	BSC	SFM		HCD			DSA		OSHDPD				BSCC	DHS	AGR	DWR	CEC	CA	SL	SLC
		T-24	T-19*	1	2	1/AC	AC	SS	1	2	3	4								
Adopt Entire Chapter																				
Adopt Entire Chapter as amended (amended sections listed below)		X																		
Adopt only those sections that are listed below																				
[California Code of Regulations, Title 19, Division 1]			X																	
Chapter / Section																				
909.5.2		X																		
909.12		X																		
909.16		X																		
909.16.1		X																		
910.1		X																		
910.2.1		X																		
910.3.1		X																		
910.3.2.2		X																		
910.3.2.2.1		X																		
910.3.2.2.2		X																		
910.3.2.2.3		X																		
910.4		X																		
910.4.1		X																		
910.4.2		X																		
911.2		X																		
912.3		X																		
912.5		X																		
912.6		X																		
913.5		X																		
913.6		X																		
914.3		X																		
914.3.1		X																		
914.3.7		X																		
914.3.7.1		X																		
914.3.7.2		X																		
914.5.3		X																		

* The California Code of Regulations (CCR), Title 19, Division 1 provisions that are found in the California Fire Code are a reprint from the current CCR, Title 19, Division 1 text for the code user's convenience only. The scope, applicability and appeals procedures of CCR, Title 19, Division I remain the same.

CHAPTER 9

FIRE PROTECTION SYSTEMS

SECTION 901 GENERAL

901.1 Scope. The provisions of California this chapter shall specify where fire protection systems are required and shall apply to the design, installation, inspection, operation, testing and maintenance of all fire protection systems.

901.2 Construction documents. The fire code official shall have the authority to require construction documents and calculations for all fire protection systems and to require permits be issued for the installation, rehabilitation or modification of any fire protection system. Construction documents for fire protection systems shall be submitted for review and approval prior to system installation.

901.2.1 Statement of compliance. Before requesting final approval of the installation, where required by the fire code official, the installing contractor shall furnish a written statement to the fire code official that the subject fire protection system has been installed in accordance with approved plans and has been tested in accordance with the manufacturer's specifications and the appropriate installation standard. Any deviations from the design standards shall be noted and copies of the approvals for such deviations shall be attached to the written statement.

901.3 Permits. Permits shall be required as set forth in Sections 105.6 and 105.7.

901.4 Installation. Fire protection systems shall be maintained in accordance with the original installation standards for that system. Required systems shall be extended, altered or augmented as necessary to maintain and continue protection whenever the building is altered, remodeled or added to. Alterations to fire protection systems shall be done in accordance with applicable standards.

901.4.1 Required fire protection systems. Fire protection systems required by this code or the *California Building Code* shall be installed, repaired, operated, tested and maintained in accordance with this code.

901.4.2 Nonrequired fire protection systems. Any fire protection system or portion thereof not required by this code or the *California Building Code* shall be allowed to be furnished for partial or complete protection provided such installed system meets the applicable requirements of this code and the *California Building Code*.

901.4.3 Fire areas. Where buildings, or portions thereof, are divided into fire areas so as not to exceed the limits established for requiring a fire protection system in accordance with this chapter, such fire areas shall be separated by fire barriers constructed in accordance with Section 707 of the California Building Code or horizontal assemblies constructed in accordance with Section 711 of the *California Building Code*, or both, having a fire-resistance rating of not less than that determined in accordance with Section 707.3.10 of the *California Building Code*.

901.4.4 Additional fire protection systems. In occupancies of a hazardous nature, where special hazards exist in addition to the normal hazards of the occupancy, or where the fire code official determines that access for fire apparatus is unduly difficult, the fire code official shall have the authority to require additional safeguards. Such safeguards include, but shall not be limited to, the following: automatic fire detection systems, fire alarm systems, automatic fire-extinguishing systems, standpipe systems, or portable or fixed extinguishers. Fire protection equipment required under this section shall be installed in accordance with this code and the applicable referenced standards.

901.4.5 Appearance of equipment. Any device that has the physical appearance of life safety or fire protection equipment but that does not perform that life safety or fire protection function shall be prohibited.

901.4.6 Pump and riser room size. Fire pump and automatic sprinkler system riser rooms shall be designed with adequate space for all equipment necessary for the installation, as defined by the manufacturer, with sufficient working space around the stationary equipment. Clearances around equipment to elements of permanent construction, including other installed equipment and appliances, shall be sufficient to allow inspection, service, repair or replacement without removing such elements of permanent construction or disabling the function of a required fire-resistance-rated assembly. Fire pump and automatic sprinkler system riser rooms shall be provided with a door(s) and an unobstructed passageway large enough to allow removal of the largest piece of equipment.

901.5 Installation acceptance testing. Fire detection and alarm systems, fire-extinguishing systems, fire hydrant systems, fire standpipe systems, fire pump systems, private fire service mains and all other fire protection systems and appurtenances thereto shall be subject to acceptance tests as contained in the installation standards and as approved by the fire code official. The fire code official shall be notified before any required acceptance testing.

901.5.1 Occupancy. It shall be unlawful to occupy any portion of a building or structure until the required fire detection, alarm and suppression systems have been tested and approved.

901.6 Inspection, testing and maintenance. Fire detection, alarm, and extinguishing systems, mechanical smoke exhaust systems, and smoke and heat vents shall be maintained in an operative condition at all times, and shall be replaced or repaired where defective. Nonrequired fire protection systems and equipment shall be inspected, tested and maintained or removed.

All fire alarm systems, fire detection systems, automatic sprinkler or extinguishing systems, communication systems, and all other equipment, material or systems required by

these regulations shall be maintained in an operable condition at all times in accordance with this code and California Code of Regulations, Title 19, Division 1. Upon disruption or diminishment of the fire protective qualities of such equipment, material or systems, immediate action shall be instituted to effect a reestablishment of such equipment, material or systems to their original normal and operational condition.

[California Code of Regulations, Title 19, Division 1, §1.14] Maintenance.

Every fire alarm system or device, sprinkler system, fire extinguisher, fire hose, fire-resistive assembly or any other fire safety assembly, device, material or equipment installed and retained in service in any building or structure subject to California Code of Regulations, Title 19, Division 1 regulations shall be maintained in an operable condition at all times in accordance with California Code of Regulations, Title 19, Division 1 regulations and with their intended use.

[California Code of Regulations, Title 19, Division 1, §3.24] Maintenance of Equipment.

All fire alarm systems, fire detection systems, automatic sprinkler or extinguishing systems, communication systems, and all other equipment, material or systems required by California Code of Regulations, Title 19, Division 1 shall be maintained in an operable condition at all times. Upon disruption or diminishment of the fire protective qualities of such equipment, material or systems, immediate action shall be instituted to effect a reestablishment of such equipment material or systems to their original normal and operational condition.

[California Code of Regulations, Title 19, Division 1, §904(a)] Required Inspection, Testing and Maintenance Frequencies.

(a) All automatic fire extinguishing systems, including systems installed as an alternate to other building requirements, shall be inspected, tested and maintained in accordance with the following frequencies. Local authorities may require more frequent inspection, testing and maintenance and additional procedures.

[California Code of Regulations, Title 19, Division 1, §904(a)(1)] Required Inspection, Testing and Maintenance Frequencies.

(1) Water-based fire protection systems shall be inspected, tested and maintained in accordance with the frequencies required by NFPA 25 (2002 edition) including Annexes A, B, C, D, and E as amended by the State of California. (Published as NFPA 25, 2006 California Edition.)

[California Code of Regulations, Title 19, Division 1, §904(b)] Required Inspection, Testing and Maintenance Frequencies.

(b) When proof of the installation date of standpipe systems or automatic fire sprinkler systems cannot be furnished, such systems shall receive initial testing and maintenance by July 1, 1985.

[California Code of Regulations, Title 19, Division 1, §904.2(a)] Testing and Maintenance Requirements.

(a) All testing and maintenance on automatic fire extinguishing systems in accordance with Health & Safety Code Section 13195 shall be performed by those licensed in accordance with Health and Safety Code Section 13196.5.

Exceptions:

(1) The State Fire Marshal may waive, in writing, licensing of fire departments which conduct fire sprinkler and standpipe system testing and maintenance.

(2) Service on fire alarm systems and industrial systems as specified in Health and Safety Code Sections 13196.5(b) and (c) may be conducted without a license.

(3) Testing and maintenance on automatic fire extinguishing systems exempted in writing by the State Fire Marshal, when the building owner or occupant has the staff and equipment to conduct testing and maintenance.

[California Code of Regulations, Title 19, Division 1, §904.2(b)] Testing and Maintenance Requirements.

(b) Any testing and maintenance of automatic fire extinguishing systems shall be performed in accordance with these requirements.

Exceptions:

(1) The State Fire Marshal may waive, in writing, the requirement that testing and maintenance be performed in accordance with these requirements when a licensee can demonstrate that a system cannot functionally be tested and maintained in accordance with the California Code of Regulations, Title 19, Division 1, Chapter 5.

(2) If at any time a licensee encounters a specialized or modified system which cannot be tested and maintained in accordance with California Code of Regulations, Title 19, Division 1, Chapter 5, the licensee shall contact the State Fire Marshal and test and maintain the system as directed.

(A) The intent of this section is to cover automatic fire extinguishing systems as originally designed, installed and approved by the Authority Having Jurisdiction. It is not, however, intended to require that such systems be upgraded to current adopted standards.

[California Code of Regulations, Title 19, Division 1, §904.2(h)] Testing and Maintenance Requirements.

(h) At the time of testing and maintenance, building management shall be consulted to avoid unnecessary disturbance of normal building operation.

[California Code of Regulations, Title 19, Division 1, §904.2(i)] Testing and Maintenance Requirements.

(i) The licensee shall contact the local fire authority having jurisdiction prior to testing and maintenance of a sys-

tem when required by the local fire authority having jurisdiction to do so.

901.6.1 Standards. Fire protection systems shall be inspected, tested and maintained in accordance with the referenced standards listed in Table 901.6.1 and California Code of Regulations, Title 19, Division 1, Chapters 3 and 5.

[California Code of Regulations, Title 19, Division 1, §904.1(a)] Inspection Requirements.

(a) A license shall not be required to perform inspections. Inspections may be conducted by any person designated by the building owner or occupant who has developed competence through training and experience.

[California Code of Regulations, Title 19, Division 1, §904.2(g)] Testing and Maintenance Requirements.

(g) Prior to activating any fire alarm component of an automatic fire extinguishing system, the licensee shall insure that the licensee is capable of restoring the fire alarm system.

**TABLE 901.6.1
FIRE PROTECTION SYSTEM MAINTENANCE STANDARDS**

SYSTEM	STANDARD
Portable fire extinguishers	California Code of Regulations, Title 19, Division 1, Chapter 3
Carbon dioxide fire-extinguishing system	NFPA 12
Halon 1301 fire-extinguishing systems	NFPA 12A
Dry-chemical extinguishing systems	NFPA 17
Wet-chemical extinguishing systems	NFPA 17A
Water-based fire protection systems	California Code of Regulations, Title 19, Division 1, Chapter 5
Fire alarm systems	NFPA 72
Mechanical smoke exhaust systems	NFPA 204
Smoke and heat vents	NFPA 204
Water-mist systems	NFPA 750
Clean-agent extinguishing systems	NFPA 2001

901.6.2 Records. Records of all system inspections, tests and maintenance required by the referenced standards shall be maintained on the premises for a minimum of three years and shall be copied to the fire code official upon request.

[California Code of Regulations, Title 19, Division 1, §904.1(b)] Inspection Requirements.

(b) Records of all inspections shall be retained on the premises by the building or system owner for a period of five years after the next required inspection.

[California Code of Regulations, Title 19, Division 1, §904.2(c)] Testing and Maintenance Requirements.

(c) Records of all testing and maintenance shall be retained on the premises by the building or system owner for a period of five years after the next required test or maintenance.

[California Code of Regulations, Title 19, Division 1, §904.2(j)] Testing and Maintenance Requirements.

(j) It is the responsibility of the contractor, company or licensee to provide a written report of the test and maintenance results to the building owner and the local fire authority having jurisdiction at the completion of the testing and maintenance.

901.6.2.1 Records information. Initial records shall include the name of the installation contractor, type of components installed, manufacturer of the components, location and number of components installed per floor. Records shall also include the manufacturers' operation and maintenance instruction manuals. Such records shall be maintained on the premises.

901.7 Systems out of service. Where a required fire protection system is out of service, the fire department and the fire code official shall be notified immediately and, where required by the fire code official, the building shall either be evacuated or an approved fire watch shall be provided for all occupants left unprotected by the shutdown until the fire protection system has been returned to service.

Where utilized, fire watches shall be provided with at least one approved means for notification of the fire department and their only duty shall be to perform constant patrols of the protected premises and keep watch for fires.

[California Code of Regulations, Title 19, Division 1, §904.1(c)] Inspection Requirements.

(c) The owner or occupant shall promptly correct or repair deficiencies, damaged parts, or impairments found while performing the inspection, test, and maintenance requirements of this standard. Recalled products shall be replaced or remedied. Such replacement or remedial product shall be installed in accordance with the listing requirements, the manufacturer's instructions and the appropriate NFPA installation standards. A recalled product is a product subject to a statute or administrative regulation specifically requiring the manufacturer, importer, distributor, wholesaler, or retailer of a product, or any combination of such entities, to recall the product, or a product voluntarily recalled by a combination of such entities.

[California Code of Regulations, Title 19, Division 1, §904.2(d)] Testing and Maintenance Requirements.

(d) The building or system owner shall insure immediate correction of any deficiencies noted during the service. A tag or label shall be affixed to a system only after all deficiencies have been corrected. The owner or occupant shall promptly correct or repair deficiencies, damaged parts, or impairments found while performing the inspection, test, and maintenance requirements of this standard. Recalled products shall be replaced or remedied. Such replacement or remedial product shall be installed in accordance with the listing requirements, the manufacturer's instructions and the appropriate NFPA installation standards. A recalled product is a product subject to a statute or administrative regulation specifically requiring the manufacturer, importer, distributor, wholesaler, or retailer of a

FIRE PROTECTION SYSTEMS

product, or any combination of such entities, to recall the product, or a product voluntarily recalled by a combination of such entities.

[California Code of Regulations, Title 19, Division 1, §904.2(e)] Testing and Maintenance Requirements.

(e) At the time of testing and maintenance, or at any time parts are replaced, an itemized invoice showing work performed and parts replaced shall be provided by the licensee to the system owner. If testing and maintenance is performed more than thirty (30) days prior to the next required testing and maintenance date, the invoice shall bear a statement indicating the system was tested and maintained early.

[California Code of Regulations, Title 19, Division 1, §904.2(f)] Testing and Maintenance Requirements.

(f) The licensee shall offer to return all replaced parts to the system owner or owners representative, except those parts that are required to be returned to the manufacturer under conditions of warranty.

901.7.1 Impairment coordinator. The building owner shall assign an impairment coordinator to comply with the requirements of this section. In the absence of a specific designee, the owner shall be considered the impairment coordinator.

901.7.2 Tag required. A tag shall be used to indicate that a system, or portion thereof, has been removed from service.

901.7.3 Placement of tag. The tag shall be posted at each fire department connection, system control valve, fire alarm control unit, fire alarm annunciator and fire command center, indicating which system, or part thereof, has been removed from service. The fire code official shall specify where the tag is to be placed.

901.7.4 Preplanned impairment programs. Preplanned impairments shall be authorized by the impairment coordinator. Before authorization is given, a designated individual shall be responsible for verifying that all of the following procedures have been implemented:

1. The extent and expected duration of the impairment have been determined.
2. The areas or buildings involved have been inspected and the increased risks determined.
3. Recommendations have been submitted to management or building owner/manager.
4. The fire department has been notified.
5. The insurance carrier, the alarm company, building owner/manager, and other authorities having jurisdiction have been notified.
6. The supervisors in the areas to be affected have been notified.
7. A tag impairment system has been implemented.
8. Necessary tools and materials have been assembled on the impairment site.

901.7.5 Emergency impairments. When unplanned impairments occur, appropriate emergency action shall be taken to minimize potential injury and damage. The impair-

ment coordinator shall implement the steps outlined in Section 901.7.4.

901.7.6 Restoring systems to service. When impaired equipment is restored to normal working order, the impairment coordinator shall verify that all of the following procedures have been implemented:

1. Necessary inspections and tests have been conducted to verify that affected systems are operational.
2. Supervisors have been advised that protection is restored.
3. The fire department has been advised that protection is restored.
4. The building owner/manager, insurance carrier, alarm company and other involved parties have been advised that protection is restored.
5. The impairment tag has been removed.

901.8 Removal of or tampering with equipment. It shall be unlawful for any person to remove, tamper with or otherwise disturb any fire hydrant, fire detection and alarm system, fire suppression system, or other fire appliance required by this code except for the purpose of extinguishing fire, training purposes, recharging or making necessary repairs, or when approved by the fire code official.

901.8.1 Removal of or tampering with appurtenances. Locks, gates, doors, barricades, chains, enclosures, signs, tags or seals which have been installed by or at the direction of the fire code official shall not be removed, unlocked, destroyed, tampered with or otherwise vandalized in any manner.

901.9 Termination of monitoring service. For fire alarm systems required to be monitored by this code, notice shall be made to the fire code official whenever alarm monitoring services are terminated. Notice shall be made in writing, to the fire code official by the monitoring service provider being terminated.

901.10 Recall of fire protection components. Any fire protection system component regulated by this code that is the subject of a voluntary or mandatory recall under federal law shall be replaced with approved, listed components in compliance with the referenced standards of this code. The fire code official shall be notified in writing by the building owner when the recalled component parts have been replaced.

SECTION 902 DEFINITIONS

902.1 Definitions. The following terms are defined in Chapter 2:

ALARM NOTIFICATION APPLIANCE.

ALARM SIGNAL.

ALARM VERIFICATION FEATURE.

ANNUNCIATOR.

AUDIBLE ALARM NOTIFICATION APPLIANCE.

AUTOMATIC.

AUTOMATIC FIRE-EXTINGUISHING SYSTEM.

AUTOMATIC SMOKE DETECTION SYSTEM.

AUTOMATIC SPRINKLER SYSTEM.

AVERAGE AMBIENT SOUND LEVEL.

CARBON DIOXIDE EXTINGUISHING SYSTEM.

CLEAN AGENT.

CONSTANTLY ATTENDED LOCATION.

DELUGE SYSTEM.

DETECTOR, HEAT.

DRY-CHEMICAL EXTINGUISHING AGENT.

ELEVATOR GROUP.

EMERGENCY ALARM SYSTEM.

**EMERGENCY VOICE/ALARM
COMMUNICATIONS.**

[California Code of Regulations, Title 19, Division 1, §902.4(b)] "E" Definitions

(b) Engineered Fixed Extinguishing System. A system which is custom designed for a particular hazard, using components which are approved or listed only for their broad performance characteristics. Components may be arranged into a variety of configurations. These systems shall include but not be limited to:

- (1) Dry chemical systems*
- (2) Carbon dioxide systems*
- (3) Halogenated agent systems*
- (4) Steam systems*
- (5) High expansion foam systems*
- (6) Foam extinguishing systems*
- (7) Liquid agent systems*
- (8) Clean agent systems*

FIRE ALARM BOX, MANUAL.

FIRE ALARM CONTROL UNIT.

FIRE ALARM SIGNAL.

FIRE ALARM SYSTEM.

FIRE APPLIANCE [SFM] is apparatus or equipment provided or installed for use in the event of an emergency.

[B] FIRE AREA.

FIRE DETECTOR, AUTOMATIC.

FIRE PROTECTION SYSTEM.

FIRE SAFETY FUNCTIONS.

FIXED BASE OPERATOR (FBO).

FOAM-EXTINGUISHING SYSTEM.

HALOGENATED EXTINGUISHING SYSTEM.

IMPAIRMENT COORDINATOR.

INITIATING DEVICE.

[California Code of Regulations, Title 19, Division 1, §902.9(a)] "I" Definitions.

(a) Inspection. A visual examination of a system or portion thereof to verify that it appears to be in operating condition and is free of physical damage.

MANUAL FIRE ALARM BOX.

MULTIPLE-STATION ALARM DEVICE.

MULTIPLE-STATION SMOKE ALARM.

[California Code of Regulations, Title 19, Division 1, §902.12(a)] "M" Definitions.

(a) Maintenance. Work performed to keep equipment operable or to make repairs.

NOTIFICATION ZONE.

NUISANCE ALARM.

[California Code of Regulations, Title 19, Division 1, §902.15(a)] "P" Definitions.

(a) Pre-engineered Fixed Extinguishing System. A system where the number of components and their configurations are included in the description of the systems approval and listing. These systems shall include but not be limited to:

- (1) Dry chemical systems*
- (2) Carbon dioxide systems*
- (3) Halogenated agent systems*
- (4) Liquid agent systems*
- (5) Clean agent systems*

RECORD DRAWINGS.

SINGLE-STATION SMOKE ALARM.

SLEEPING UNIT.

SMOKE ALARM.

SMOKE DETECTOR.

STANDPIPE SYSTEM, CLASSES OF.

Class I system.

Class II system.

Class III system.

STANDPIPE, TYPES OF.

Automatic dry.

Automatic wet.

Manual dry.

Manual wet.

Semiautomatic dry.

SUPERVISING STATION.

SUPERVISORY SERVICE.

SUPERVISORY SIGNAL.

SUPERVISORY SIGNAL-INITIATING DEVICE.

FIRE PROTECTION SYSTEMS

[California Code of Regulations, Title 19, Division 1, §902.18(a)] "S" Definitions.

(a) Service. The performance of testing and maintenance on an automatic fire extinguishing system.

TIRES, BULK STORAGE OF.

TRANSIENT AIRCRAFT.

TROUBLE SIGNAL.

[California Code of Regulations, Title 19, Division 1, §902.19(a)] "T" Definitions.

(a) Testing. A procedure used to determine the status of a system as intended by conducting periodic physical checks.

VISIBLE ALARM NOTIFICATION APPLIANCE.

WET-CHEMICAL EXTINGUISHING AGENT.

WIRELESS PROTECTION SYSTEM.

ZONE.

ZONE, NOTIFICATION.

SECTION 903 AUTOMATIC SPRINKLER SYSTEMS

903.1 General. Automatic sprinkler systems shall comply with this section.

903.1.1 Alternative protection. Alternative automatic fire-extinguishing systems complying with Section 904 shall be permitted in lieu of automatic sprinkler protection where recognized by the applicable standard and approved by the fire code official.

903.2 Where required. Approved automatic sprinkler systems in new buildings and structures shall be provided in the locations described in Sections 903.2.1 through 903.2.12.

903.2.1 Group A. An automatic sprinkler system shall be provided throughout buildings and portions thereof used as Group A occupancies as provided in this section. For Group A-1, A-2, A-3 and A-4 occupancies, the automatic sprinkler system shall be provided throughout the floor area where the Group A-1, A-2, A-3 or A-4 occupancy is located, and in all floors from the Group A occupancy to, and including, the nearest level of exit discharge serving the Group A occupancy. For Group A-5 occupancies, the automatic sprinkler system shall be provided in the spaces indicated in Section 903.2.1.5.

903.2.1.1 Group A-1. An automatic sprinkler system shall be provided for Group A-1 occupancies where one of the following conditions exists:

1. The fire area exceeds 12,000 square feet (1115 m²).
2. The fire area has an occupant load of 300 or more.
3. The fire area is located on a floor other than a level of exit discharge serving such occupancies.
4. The fire area contains a multitheater complex.

903.2.1.2 Group A-2. An automatic sprinkler system shall be provided for Group A-2 occupancies where one of the following conditions exists:

1. The fire area exceeds 5,000 square feet (464 m²).
2. The fire area has an occupant load of 100 or more.
3. The fire area is located on a floor other than a level of exit discharge serving such occupancies.
4. The structure exceeds 5,000 square feet (465 m²), contains more than one fire area containing a Group A-2 occupancy, and is separated into two or more buildings by fire walls of less than 4-hour fire-resistance rating without openings.

903.2.1.3 Group A-3. An automatic sprinkler system shall be provided for Group A-3 occupancies where one of the following conditions exists:

1. The fire area exceeds 12,000 square feet (1115 m²).
2. The fire area has an occupant load of 300 or more.
3. The fire area is located on a floor other than a level of exit discharge serving such occupancies.
4. The structure exceeds 12,000 square feet (1155 m²), contains more than one fire area containing exhibition and display rooms, and is separated into two or more buildings by fire walls of less than 4-hour fire-resistance rating without openings.

903.2.1.4 Group A-4. An automatic sprinkler system shall be provided for Group A-4 occupancies where one of the following conditions exists:

1. The fire area exceeds 12,000 square feet (1115 m²).
2. The fire area has an occupant load of 300 or more.
3. The fire area is located on a floor other than a level of exit discharge serving such occupancies.

903.2.1.5 Group A-5. An automatic sprinkler system shall be provided for Group A-5 occupancies in the following areas: concession stands, retail areas, press boxes and other accessory use areas in excess of 1,000 square feet (93 m²).

903.2.2 Ambulatory care facilities. An automatic sprinkler system shall be installed throughout the entire floor containing an ambulatory care facility where either of the following conditions exist at any time:

1. Four or more care recipients are incapable of self-preservation, whether rendered incapable by staff or staff has accepted responsibility for care recipients already incapable.
2. One or more care recipients that are incapable of self-preservation are located at other than the level of exit discharge serving such a facility.

In buildings where ambulatory care is provided on levels other than the level of exit discharge, an automatic sprinkler system shall be installed throughout the entire floor where such care is provided as well as all floors below, and all floors between the level of ambulatory care and the nearest level of exit discharge, including the level of exit discharge.

903.2.3 Group E. An automatic sprinkler system shall be provided for Group E occupancies as follows:

1. Throughout all Group E fire areas greater than 12,000 square feet (1115 m²) in area.
2. Throughout every portion of educational buildings below the lowest level of exit discharge serving that portion of the building.

Exception: An automatic sprinkler system is not required in any area below the lowest level of exit discharge serving that area where every classroom throughout the building has at least one exterior exit door at ground level.

3. *In rooms or areas with special hazards such as laboratories, vocational shops and other such areas where hazardous materials in quantities not exceeding the maximum allowable quantity are used or stored.*
4. *Throughout any Group E structure greater than 12,000 square feet (1115 m²) in area, which contains more than one fire area, and which is separated into two or more buildings by fire walls of less than 4-hour fire-resistance rating without openings.*
5. *For public school state-funded construction projects see Section 903.2.19.*

903.2.4 Group F-1. An automatic sprinkler system shall be provided throughout all buildings containing a Group F-1 occupancy where one of the following conditions exists:

1. A Group F-1 fire area exceeds 12,000 square feet (1115 m²).
2. A Group F-1 fire area is located more than three stories above grade plane.
3. The combined area of all Group F-1 fire areas on all floors, including any mezzanines, exceeds 24,000 square feet (2230 m²).
4. A Group F-1 occupancy used for the manufacture of upholstered furniture or mattresses exceeds 2,500 square feet (232 m²).

903.2.4.1 Woodworking operations. An automatic sprinkler system shall be provided throughout all Group F-1 occupancy fire areas that contain woodworking operations in excess of 2,500 square feet in area (232 m²) which generate finely divided combustible waste or which use finely divided combustible materials. *[SFM] A fire wall of less than 4-hour fire-resistance rating without openings, or any fire wall with openings, shall not be used to establish separate fire areas.*

903.2.5 Group H. Automatic sprinkler systems shall be provided in high-hazard occupancies as required in Sections 903.2.5.1 through 903.2.5.3.

903.2.5.1 General. An automatic sprinkler system shall be installed in Group H occupancies.

903.2.5.2 Group H-5 occupancies. An automatic sprinkler system shall be installed throughout buildings containing Group H-5 occupancies. The design of the sprinkler system shall not be less than that required under the *California Building Code* for the occupancy hazard classifications in accordance with Table 903.2.5.2.

Where the design area of the sprinkler system consists of a corridor protected by one row of sprinklers, the maximum number of sprinklers required to be calculated is 13.

**TABLE 903.2.5.2
GROUP H-5 SPRINKLER DESIGN CRITERIA**

LOCATION	OCCUPANCY HAZARD CLASSIFICATION
Fabrication areas	Ordinary Hazard Group 2
Service corridors	Ordinary Hazard Group 2
Storage rooms without dispensing	Ordinary Hazard Group 2
Storage rooms with dispensing	Extra Hazard Group 2
Corridors	Ordinary Hazard Group 2

903.2.5.3 Pyroxylin plastics. An automatic sprinkler system shall be provided in buildings, or portions thereof, where cellulose nitrate film or pyroxylin plastics are manufactured, stored or handled in quantities exceeding 100 pounds (45 kg).

903.2.5.4 Group H occupancies located above the 10th story. *The fire sprinkler system shall be designed and zoned to provide separate indication upon water-flow for each side of the 2-hour fire-smoke barrier above the 10th story.*

903.2.6 Group I. An automatic sprinkler system shall be provided throughout buildings with a Group I fire area.

Exceptions:

1. An automatic sprinkler system installed in accordance with Section 903.3.1.2 shall be permitted in Group I-1 facilities.
2. An automatic sprinkler system installed in accordance with Section 903.3.1.3 shall be allowed in Group I-1 facilities when in compliance with all of the following:
 - 2.1. A hydraulic design information sign is located on the system riser;
 - 2.2. Exception 1 of Section 903.4 is not applied; and
 - 2.3. Systems shall be maintained in accordance with the requirements of Section 903.3.1.2.
3. An automatic sprinkler system is not required where day care facilities are at the level of exit

discharge and where every room where care is provided has at least one exterior exit door.

4. In buildings where Group I-4 day care is provided on levels other than the level of exit discharge, an automatic sprinkler system in accordance with Section 903.3.1.1 shall be installed on the entire floor where care is provided and all floors between the level of care and the level of exit discharge, all floors below the level of exit discharge, other than areas classified as an open parking garage.

903.2.6.1 Group I-2. An existing, unsprinklered Group I-2, nurses' station open to fire-resistive exit access corridors shall be protected by an automatic sprinkler system located directly above the nurses' station. It shall be permitted to connect the automatic sprinkler system to the domestic water service.

903.2.6.2 Group I-3. Every building, or portion thereof, where inmates or persons are in custody or restrained shall be protected by an automatic sprinkler system conforming to NFPA 13. The main sprinkler control valve or valves and all other control valves in the system shall be locked in the open position and electrically supervised so that at least an audible and visual alarm will sound at a constantly attended location when valves are closed. The sprinkler branch piping serving cells may be embedded in the concrete construction.

903.2.7 Group M. An automatic sprinkler system shall be provided throughout buildings containing a Group M occupancy where one of the following conditions exists:

1. A Group M fire area exceeds 12,000 square feet (1115 m²).
2. A Group M fire area is located more than three stories above grade plane.
3. The combined area of all Group M fire areas on all floors, including any mezzanines, exceeds 24,000 square feet (2230 m²).
4. A Group M occupancy used for the display and sale of upholstered furniture or mattresses exceeds 5,000 square feet (464 m²).
5. [SFM] The structure exceeds 24,000 square feet (465 m²), contains more than one fire area containing a Group M occupancy, and is separated into two or more buildings by fire walls of less than 4-hour fire-resistance rating.

903.2.7.1 High-piled storage. An automatic sprinkler system shall be provided as required in Chapter 32 in all buildings of Group M where storage of merchandise is in high-piled or rack storage arrays.

903.2.8 Group R. An automatic sprinkler system installed in accordance with Section 903.3 shall be provided throughout all buildings with a Group R fire area.

Exceptions:

1. Existing Group R-3 occupancies converted to Group R-3.1 occupancies not housing bedridden clients,

not housing nonambulatory clients above the first floor, and not housing clients above the second floor.

2. Existing Group R-3 occupancies converted to Group R-3.1 occupancies housing only one bedridden client and complying with Section 425.8.3.3 of the California Building Code.
3. Pursuant to Health and Safety Code, Section 13113, occupancies housing ambulatory children only, none of whom are mentally ill or mentally retarded, and the buildings or portions thereof in which such children are housed are not more than two stories in height, and buildings or portions thereof housing such children have an automatic fire alarm system activated by approved smoke detectors.
4. Pursuant to Health and Safety Code, Section 13143.6, occupancies licensed for protective social care which house ambulatory clients only, none of whom is a child (under the age of 18 years), or who is elderly (65 years of age or over).

When not used in accordance with Section 504.2 or 506.3 of the California Building Code, an automatic sprinkler system installed in accordance with Section 903.3.1.2 shall be allowed in Group R-2.1 occupancies.

An automatic sprinkler system designed in accordance with Section 903.3.1.3 shall not be utilized in Group R-2.1 or R-4 occupancies.

903.2.8.1 Group R-3 congregate residences. An automatic sprinkler system installed in accordance with Section 903.3.1.3 shall be permitted in Group R-3 congregate living facilities with 16 or fewer residents.

903.2.9 Group S-1. An automatic sprinkler system shall be provided throughout all buildings containing a Group S-1 occupancy where one of the following conditions exists:

1. A Group S-1 fire area exceeds 12,000 square feet (1115 m²).
2. A Group S-1 fire area is located more than three stories above grade plane.
3. The combined area of all Group S-1 fire areas on all floors, including any mezzanines, exceeds 24,000 square feet (2230 m²).
4. A Group S-1 fire area used for the storage of commercial trucks or buses where the fire area exceeds 5,000 square feet (464 m²).
5. A Group S-1 occupancy used for the storage of upholstered furniture or mattresses exceeds 2,500 square feet (232 m²).

903.2.9.1 Repair garages. An automatic sprinkler system shall be provided throughout all buildings used as repair garages in accordance with Section 406.8 of the California Building Code, as shown:

1. Buildings having two or more stories above grade plane, including basements, with a fire area con-

taining a repair garage exceeding 10,000 square feet (929 m²).

2. Buildings no more than one story above grade plane, with a fire area containing a repair garage exceeding 12,000 square feet (1115 m²).
3. Buildings with repair garages servicing vehicles parked in basements.
4. A Group S-1 fire area used for the repair of commercial trucks or buses where the fire area exceeds 5,000 square feet (464 m²).

903.2.9.2 Bulk storage of tires. Buildings and structures where the area for the storage of tires exceeds 20,000 cubic feet (566 m³) shall be equipped throughout with an automatic sprinkler system in accordance with Section 903.3.1.1.

903.2.10 Group S-2 enclosed parking garages. An automatic sprinkler system shall be provided throughout buildings classified as enclosed parking garages in accordance with Section 406.6 of the *California Building Code* as follows:

1. Where the fire area of the enclosed parking garage exceeds 12,000 square feet (1115 m²); or
2. Where the enclosed parking garage is located beneath other groups.

903.2.10.1 Commercial parking garages. An automatic sprinkler system shall be provided throughout buildings used for storage of commercial trucks or buses where the fire area exceeds 5,000 square feet (464 m²).

903.2.11 Specific buildings areas and hazards. In all occupancies other than Group U, an automatic sprinkler system shall be installed for building design or hazards in the locations set forth in Sections 903.2.11.1 through 903.2.11.6.

903.2.11.1 Stories without openings. An automatic sprinkler system shall be installed throughout all stories, including basements, of all buildings where the floor area exceeds 1,500 square feet (139.4 m²) and where there is not provided at least one of the following types of exterior wall openings:

1. Openings below grade that lead directly to ground level by an exterior stairway complying with Section 1009 or an outside ramp complying with Section 1010. Openings shall be located in each 50 linear feet (15 240 mm), or fraction thereof, of exterior wall in the story on at least one side. The required openings shall be distributed such that the lineal distance between adjacent openings does not exceed 50 feet (15 240 mm).
2. Openings entirely above the adjoining ground level totaling at least 20 square feet (1.86 m²) in each 50 linear feet (15 240 mm), or fraction thereof, of exterior wall in the story on at least

one side. The required openings shall be distributed such that the lineal distance between adjacent openings does not exceed 50 feet (15 240 mm). The height of the bottom of the clear opening shall not exceed 44 inches (1118 mm) measured from the floor.

903.2.11.1.1 Opening dimensions and access. Openings shall have a minimum dimension of not less than 30 inches (762 mm). Such openings shall be accessible to the fire department from the exterior and shall not be obstructed in a manner that fire fighting or rescue cannot be accomplished from the exterior.

903.2.11.1.2 Openings on one side only. Where openings in a story are provided on only one side and the opposite wall of such story is more than 75 feet (22 860 mm) from such openings, the story shall be equipped throughout with an approved automatic sprinkler system or openings as specified above shall be provided on at least two sides of the story.

903.2.11.1.3 Basements. Where any portion of a basement is located more than 75 feet (22 860 mm) from openings required by Section 903.2.11.1, or where walls, partitions or other obstructions are installed that restrict the application of water from hose streams, the basement shall be equipped throughout with an approved automatic sprinkler system.

903.2.11.2 Rubbish and linen chutes. An automatic sprinkler system shall be installed at the top of rubbish and linen chutes and in their terminal rooms. Chutes shall have additional sprinkler heads installed at alternate floors and at the lowest intake. Where a rubbish chute extends through a building more than one floor below the lowest intake, the extension shall have sprinklers installed that are recessed from the drop area of the chute and protected from freezing in accordance with Section 903.3.1.1. Such sprinklers shall be installed at alternate floors beginning with the second level below the last intake and ending with the floor above the discharge. Chute sprinklers shall be accessible for servicing.

903.2.11.3 Buildings 55 feet or more in height. An automatic sprinkler system shall be installed throughout buildings with a floor level having an occupant load of 30 or more that is located 55 feet (16 764 mm) or more above the lowest level of fire department vehicle access.

Exceptions:

1. Airport control towers.
2. Open parking structures.
3. Occupancies in Group F-2.

903.2.11.4 Ducts conveying hazardous exhausts. Where required by the *California Mechanical Code*, automatic sprinklers shall be provided in ducts convey-

FIRE PROTECTION SYSTEMS

ing hazardous exhaust, flammable or combustible materials.

Exception: Ducts where the largest cross-sectional diameter of the duct is less than 10 inches (254 mm).

903.2.11.5 Commercial cooking operations. An automatic sprinkler system shall be installed in a commercial kitchen exhaust hood and duct system where an automatic sprinkler system is used to comply with Section 904.

903.2.11.6 Other required suppression systems. In addition to the requirements of Section 903.2, the provisions indicated in Table 903.2.11.6 also require the installation of a fire suppression system for certain buildings and areas.

**TABLE 903.2.11.6
ADDITIONAL REQUIRED FIRE SUPPRESSION SYSTEMS**

SECTION	SUBJECT
914.2.1	Covered and open mall buildings
914.3.1	High rise buildings and Group I-2 occupancies having occupied floors located more than 75 feet above the lowest level of fire department vehicle access
914.4.1	Atriums
914.5.1	Underground structures
914.6.1	Stages
914.7.1	Special amusement buildings
914.8.2, 914.8.5	Aircraft hangars
914.9	Flammable finishes
914.10	Drying rooms
914.11.1	Ambulatory care facilities
1028.6.2.3	Smoke-protected assembly seating
1103.5.1	Pyroxylin plastic storage in existing buildings
1103.5.2	Existing Group I-2 occupancies
2108.2	Dry cleaning plants
2108.3	Dry cleaning machines
2309.3.2.6.2	Hydrogen motor fuel-dispensing area canopies
2404.2	Spray finishing in Group A, E, I or R
2404.4	Spray booths and spray rooms
2405.2	Dip-tank rooms in Group A, I or R
2405.4.1	Dip tanks
2405.9.4	Hardening and tempering tanks
2703.10	HPM facilities
2703.10.1.1	HPM work station exhaust
2703.10.2	HPM gas cabinets and exhausted enclosures
2703.10.3	HPM exit access corridor
2703.10.4	HPM exhaust ducts
2703.10.4.1	HPM noncombustible ducts
2703.10.4.2	HPM combustible ducts

(continued)

**TABLE 903.2.11.6—continued
ADDITIONAL REQUIRED FIRE SUPPRESSION SYSTEMS**

SECTION	SUBJECT
2807.3	Lumber production conveyor enclosures
2808.7	Recycling facility conveyor enclosures
3006.1	Class A and B ovens
3006.2	Class C and D ovens
Table 3206.2	Storage fire protection
3206.4	Storage
5003.8.4.1	Gas rooms
5003.8.5.3	Exhausted enclosures
5004.5	Indoor storage of hazardous materials
5005.1.8	Indoor dispensing of hazardous materials
5104.4.1	Aerosol warehouses
5106.3.2	Aerosol display and merchandising areas
5204.5	Storage of more than 1,000 cubic feet of loose combustible fibers
5306.2.1	Exterior medical gas storage room
5306.2.2	Interior medical gas storage room
5306.2.3	Medical gas storage cabinet
5606.5.2.1	Storage of smokeless propellant
5606.5.2.3	Storage of small arms primers
5704.3.7.5.1	Flammable and combustible liquid storage rooms
5704.3.8.4	Flammable and combustible liquid storage warehouses
5705.3.7.3	Flammable and combustible liquid Group H-2 or H-3 areas
6004.1.2	Gas cabinets for highly toxic and toxic gas
6004.1.3	Exhausted enclosures for highly toxic and toxic gas
6004.2.2.6	Gas rooms for highly toxic and toxic gas
6004.3.3	Outdoor storage for highly toxic and toxic gas
6504.1.1	Pyroxylin plastic storage cabinets
6504.1.3	Pyroxylin plastic storage vaults
6504.2	Pyroxylin plastic storage and manufacturing
California Building Code Section 430	Horse racing stables
California Building Code Section 431	Pet kennels
California Building Code Section 439	Public libraries

For SI: 1 foot = 304.8 mm, 1 cubic foot = 0.023 m³.

903.2.12 During construction. Automatic sprinkler systems required during construction, alteration and demolition operations shall be provided in accordance with Section 3313.

903.2.13 Reserved.

903.2.14 Motion picture and television production studio sound stages, approved production facilities and production locations.

903.2.14.1 Existing Sound Stages and Approved Production Facilities. All existing sound stages and approved production facilities equipped with an automatic fire sprinkler system shall be maintained in accordance with the provisions in this chapter.

903.2.14.2 New sound stages. All new sound stages shall be equipped with an approved automatic fire sprinkler system. The system shall be installed in accordance with the provisions of the California Fire Code, Chapter 9, and shall meet the minimum design requirements of an Extra Hazard, Group 2 system.

903.2.15 Automatic sprinkler system – existing high-rise buildings. Regardless of any other provisions of these regulations, every existing high-rise building of Type II-B, Type III-B or Type V-B construction shall be provided with an approved automatic sprinkler system conforming to NFPA 13.

903.2.15.1 Existing R-1 and R-2 high-rise buildings fire-extinguishing systems. Automatic fire-extinguishing systems installed in any existing high-rise structure in which a Group R-1 or a Group R-2 occupancy is located shall have an approved flow indicator electrically interconnected to the required fire alarm system.

903.2.16 Group L occupancies. An automatic fire protection system shall be installed throughout buildings housing Group L occupancies. Sprinkler system design for research laboratories and similar areas of a Group L occupancy shall not be less than that required for Ordinary Hazard Group 2 with a design area of not less than 3,000 square feet (279 m²).

In mixed occupancies, portions of floors or buildings not classified as Group L occupancies shall be provided with sprinkler protection designed of not less than that required for Ordinary Hazard Group 1 with a design area of not less than 3,000 square feet (279 m²).

903.2.16.1 Group L occupancies located above the 10th story. The automatic sprinkler system shall be designed and zoned to provide separate indication upon water-flow for each side of the 2-hour fire-smoke barrier above the 10th story.

903.2.17 Fixed guideway transit systems.

903.2.17.1 Automatic sprinkler system. An automatic sprinkler system shall be installed in all stations of fixed guideway transit systems.

Exceptions:

1. Guideways when the closest sprinkler heads to the guideway are within 3 feet (914 mm) of the edge,

over the platform and spaced 6 feet (1829 mm) on center, parallel to the guideway.

2. Station agent booths not exceeding 150 square feet (13.9 m²) in area, when provided with an approved smoke detector connected to the building fire alarm system.
3. Power substations.
4. Machinery rooms, electrical rooms and train control rooms protected by an approved automatic fixed fire-extinguishing system.
5. Open stations.
6. Station platform areas open to three or more sides.

903.2.17.2 Station guideway deluge system. Underground stations and stations in open cuts with walls 5 feet (1524 mm) above the top of the running rail and with a raised platform shall be provided with an under-vehicle guideway manually activated deluge sprinkler system. In open cut stations, such system shall be provided in guideways which are situated between a raised platform edge and a retaining wall.

903.2.17.2.1 Systems shall be provided along the entire length of track at each station platform.

903.2.17.2.2 Deluge nozzles with caps shall be located in the approximate center of track with spacing designed to completely wet the undersides of the vehicle at the applied density.

903.2.17.2.3 System density shall be a minimum of 0.19 gallon per minute (gpm) per square foot (0.72 L/m per m²) for the design area. When more than one zone is provided, two adjacent zones are required to be considered operating for calculating purposes.

903.2.17.2.4 Deluge systems shall be directly connected to a water supply capable of supplying the required flow rate for a minimum 30-minute duration.

903.2.17.2.5 Controls or manually operable valves shall be in a location acceptable to the Fire Code Official. All deluge systems shall be monitored by the station fire alarm system.

903.2.17.2.6 Each valve shall be monitored by a separate circuit. The alarm panel shall be located in an area normally occupied by station personnel or signals shall be transmitted to the operations control center (OCC).

903.2.18 Group U private garages and carports accessory to Group R-3 occupancies. Carports with habitable space above and attached garages, accessory to Group R-3 occupancies, shall be protected by residential fire sprinklers in accordance with this section. Residential fire sprinklers shall be connected to, and installed in accordance with, an automatic residential fire sprinkler system that complies with Section R313 of the California Residential Code or with NFPA 13D. Fire sprinklers shall be residential sprinklers or quick-response sprinklers, designed to provide a minimum density of 0.05 gpm/ft² (2.04 mm/

min) over the area of the garage and/or carport, but not to exceed two sprinklers for hydraulic calculation purposes. Garage doors shall not be considered obstructions with respect to sprinkler placement.

Exception: An automatic residential fire sprinkler system shall not be required when additions or alterations are made to existing carports and/or garages that do not have an automatic residential fire sprinkler system installed in accordance with this section.

903.2.19 Public school state-funded construction projects for kindergarten through 12th grade — automatic sprinkler system requirements.

903.2.19.1 New public school campus. An automatic sprinkler system shall be provided in all occupancies. The provisions of this section shall apply to any public school project consisting of one or more buildings on a new school campus and receiving state funds pursuant to Leroy F. Greene School Facilities Act of 1998, California Education Code, Sections 17070.10 through 17079. For purposes of this section, new campus refers to a school site, where an application for construction of original buildings was made to DSA on or after July 1, 2002.

Exceptions:

1. A relocatable building that is sited with the intent that it be at the site for less than three years and is sited upon a temporary foundation in a manner that is designed to permit easy removal. Also see CCR, Title 24, Part 1, California Administrative Code, Section 4-314 for definition of relocatable building.
2. Detached buildings designed and used for non-instructional purposes that meet the applicable requirements for that occupancy. Buildings would include, but not be limited to:

- Concession stand
- Press box
- Restroom facilities
- Shade structure
- Snack bar
- Storage building
- Ticket booth

903.2.19.1.1 Sprinklers shall be installed in spaces where the ceiling creates a “ceiling-plenum” or the space above the ceiling is utilized for environmental air.

903.2.19.1.2 Fire-resistive substitution for new campus. A new public school campus shall be entitled to include in the design and construction documents all of the applicable fire-resistive construction substitutions as permitted by this code.

903.3 Installation requirements. Automatic sprinkler systems shall be designed and installed in accordance with Sections 903.3.1 through 903.3.7.

903.3.1 Standards. Sprinkler systems shall be designed and installed in accordance with Section 903.3.1.1, unless

otherwise permitted by Sections 903.3.1.2 and 903.3.1.3 and other chapters of this code, as applicable.

903.3.1.1 NFPA 13 sprinkler systems. Where the provisions of this code require that a building or portion thereof be equipped throughout with an automatic sprinkler system in accordance with this section, sprinklers shall be installed throughout in accordance with NFPA 13 as amended in Chapter 47 except as provided in Section 903.3.1.1.1.

903.3.1.1.1 Exempt locations. In other than Group I-2, I-2.1 and I-3 occupancies, automatic sprinklers shall not be required in the following rooms or areas where such rooms or areas are protected with an approved automatic fire detection system in accordance with Section 907.2 that will respond to visible or invisible particles of combustion. Sprinklers shall not be omitted from any room merely because it is damp, of fire-resistance rated construction or contains electrical equipment.

1. Any room where the application of water, or flame and water, constitutes a serious life or fire hazard.
2. Any room or space where sprinklers are considered undesirable because of the nature of the contents, when approved by the fire code official.
3. Fire service access elevator machine rooms and machinery spaces.
4. Machine rooms and machinery spaces associated with occupant evacuation elevators designed in accordance with Section 3008 of the California Building Code.
5. Spaces or areas in telecommunications buildings used exclusively for telecommunications equipment, and associated electrical power distribution equipment, provided those spaces or areas are equipped throughout with an automatic smoke detection system in accordance with Section 907.2 and are separated from the remainder of the building by not less than 1-hour fire barriers constructed in accordance with Section 707 of the California Building Code or not less than 2-hour horizontal assemblies constructed in accordance with Section 712 of the California Building Code, or both.
6. Solar photovoltaic panel structures with no use underneath. Signs may be provided, as determined by the enforcing agency prohibiting any use underneath including storage.
7. Solar photovoltaic (PV) panels supported by framing that have sufficient uniformly distributed and unobstructed openings throughout the top of the array (horizontal plane) to allow heat and gases to escape, as determined by the enforcing agency.

903.3.1.2 NFPA 13R sprinkler systems. Automatic sprinkler systems in Group R occupancies up to and including four stories in height shall be permitted to be installed throughout in accordance with NFPA 13R as amended in Chapter 47.

903.3.1.2.1 Balconies and decks. Sprinkler protection shall be provided for exterior balconies, decks and ground floor patios of dwelling units where the building is of Type V construction, provided there is a roof or deck above. Sidewall sprinklers that are used to protect such areas shall be permitted to be located such that their deflectors are within 1 inch (25 mm) to 6 inches (152 mm) below the structural members and a maximum distance of 14 inches (356 mm) below the deck of the exterior balconies and decks that are constructed of open wood joist construction.

903.3.1.3 NFPA 13D sprinkler systems. Automatic sprinkler systems installed in one and two-family dwellings, Group R-3 and R-4 congregate living facilities and townhouses shall be permitted to be installed throughout in accordance with NFPA 13D.

903.3.2 Quick-response and residential sprinklers. Where automatic sprinkler systems are required by this code, quick-response or residential automatic sprinklers shall be installed in the following areas in accordance with Section 903.3.1 and their listings:

1. Throughout all spaces within a smoke compartment containing care recipient sleeping units in Group I-2 in accordance with the *California Building Code*.
2. Throughout all spaces within a smoke compartment containing treatment rooms in ambulatory care facilities.
3. Dwelling units and sleeping units in Group R occupancies.
4. Light-hazard occupancies as defined in NFPA 13.

903.3.3 Obstructed locations. Automatic sprinklers shall be installed with due regard to obstructions that will delay activation or obstruct the water distribution pattern. Automatic sprinklers shall be installed in or under covered kiosks, displays, booths, concession stands or equipment that exceeds 4 feet (1219 mm) in width. Not less than a 3-foot (914 mm) clearance shall be maintained between automatic sprinklers and the top of piles of combustible fibers.

Exception: Kitchen equipment under exhaust hoods protected with a fire-extinguishing system in accordance with Section 904.

903.3.4 Actuation. Automatic sprinkler systems shall be automatically actuated unless specifically provided for in this code.

903.3.5 Water supplies. Water supplies for automatic sprinkler systems shall comply with this section and the standards referenced in Section 903.3.1. The potable water supply shall be protected against backflow in accordance with *Health and Safety Code, Section 13114.7*.

903.3.5.1 Domestic services. Where the domestic service provides the water supply for the automatic sprinkler system, the supply shall be in accordance with this section.

903.3.5.1.1 Limited area sprinkler systems. Limited area sprinkler systems serving fewer than 20 sprinklers on any single connection are permitted to be connected to the domestic service where a wet automatic standpipe is not available. Limited area sprinkler systems connected to domestic water supplies shall comply with each of the following requirements:

1. Valves shall not be installed between the domestic water riser control valve and the sprinklers.

Exception: An approved indicating control valve supervised in the open position in accordance with Section 903.4.

2. The domestic service shall be capable of supplying the simultaneous domestic demand and the sprinkler demand required to be hydraulically calculated by NFPA 13, NFPA 13D or NFPA 13R.

903.3.5.1.2 Residential combination services. A single combination water supply shall be allowed provided that the domestic demand is added to the sprinkler demand as required by NFPA 13R.

903.3.5.2 Secondary water supply. An automatic secondary on-site water supply having a usable capacity of not less than the hydraulically calculated sprinkler demand, including the hose stream requirement, shall be provided for high-rise buildings and Group I-2 occupancies having occupied floors located more than 75 feet above the lowest level of fire department vehicle access in Seismic Design Category C, D, E or F as determined by the *California Building Code*. An additional fire pump shall not be required for the secondary water supply unless needed to provide the minimum design intake pressure at the suction side of the fire pump supplying the automatic sprinkler system. The secondary water supply shall have a duration of not less than 30 minutes or as determined by the occupancy hazard classification in accordance with NFPA 13, whichever is greater. The Class I standpipe system demand shall not be required to be included in the secondary on-site water supply calculations. In no case shall the secondary on-site water supply be less than 15,000 gallons.

Exception: Existing buildings.

903.3.6 Hose threads. Fire hose threads and fittings used in connection with automatic sprinkler systems shall be as prescribed by the fire code official.

903.3.7 Fire department connections. The location of fire department connections shall be approved by the fire code official.

903.3.8 Floor control valves. Floor control valves and waterflow detection assemblies shall be installed at each floor where any of the following occur:

1. Buildings where the floor level of the highest story is located more than 30 feet above the lowest level of fire department vehicle access.
2. Buildings that are four or more stories in height.
3. Buildings that are two or more stories below the highest level of fire department vehicle access.

Exception: Group R-3 and R-3.1 occupancies floor control valves and waterflow detection assemblies shall not be required.

903.4 Sprinkler system supervision and alarms. All valves controlling the water supply for automatic sprinkler systems, pumps, tanks, water levels and temperatures, critical air pressures and water-flow switches on all sprinkler systems shall be electrically supervised by a listed fire alarm control unit.

Exceptions:

1. Automatic sprinkler systems protecting one- and two-family dwellings.
2. Limited area systems serving fewer than 20 sprinklers.
3. Automatic sprinkler systems installed in accordance with NFPA 13R where a common supply main is used to supply both domestic water and the automatic sprinkler system, and a separate shutoff valve for the automatic sprinkler system is not provided.
4. Jockey pump control valves that are sealed or locked in the open position.
5. Control valves to commercial kitchen hoods, paint spray booths or dip tanks that are sealed or locked in the open position.
6. Valves controlling the fuel supply to fire pump engines that are sealed or locked in the open position.
7. Trim valves to pressure switches in dry, preaction and deluge sprinkler systems that are sealed or locked in the open position.

903.4.1 Monitoring. Alarm, supervisory and trouble signals shall be distinctly different and shall be automatically transmitted to an approved supervising station or, when approved by the fire code official, shall sound an audible signal at a constantly attended location.

Exceptions:

1. Underground key or hub valves in roadway boxes provided by the municipality or public utility are not required to be monitored.
2. Backflow prevention device test valves located in limited area sprinkler system supply piping shall be locked in the open position. In occupancies required to be equipped with a fire alarm system, the backflow preventer valves shall be electrically supervised by a tamper switch installed in

accordance with NFPA 72 and separately annunciated.

903.4.2 Alarms. One exterior approved audible device, located on the exterior of the building in an approved location, shall be connected to each automatic sprinkler system. Such sprinkler water-flow alarm devices shall be activated by water flow equivalent to the flow of a single sprinkler of the smallest orifice size installed in the system. Where a fire alarm system is installed, actuation of the automatic sprinkler system shall actuate the building fire alarm system. *Visible alarm notification appliances shall not be required except when required by Section 907.*

903.4.3 Floor control valves. Approved supervised indicating control valves shall be provided at the point of connection to the riser on each floor in high-rise buildings and Group I-2 occupancies having occupied floors located more than 75 feet above the lowest level of fire department vehicle access.

903.5 Testing and maintenance. Sprinkler systems shall be tested and maintained in accordance with Section 901.

903.6 Where required in existing buildings and structures. An automatic sprinkler system shall be provided in existing buildings and structures where required in Chapter 11.

**SECTION 904
ALTERNATIVE AUTOMATIC FIRE-EXTINGUISHING
SYSTEMS**

904.1 General. Automatic fire-extinguishing systems, other than automatic sprinkler systems, shall be designed, installed, inspected, tested and maintained in accordance with the provisions of this section and the applicable referenced standards.

[California Code of Regulations, Title 19, Division 1, §904(a)(2)] Required Inspection, Testing, and Maintenance Frequencies.

(2) Engineered and pre-engineered fixed extinguishing systems shall be inspected, tested and maintained at least semi-annually, and immediately after a system activation.

[California Code of Regulations, Title 19, Division 1, §904(c)] Required Inspection, Testing, and Maintenance Frequencies.

(c) Engineered and pre-engineered fixed extinguishing systems, regardless of installation date, shall be inspected, tested and maintained within the time periods specified in California Code of Regulations, Title 19, Division 1, Section 904(a)(2) above.

[California Code of Regulations, Title 19, Division 1, §904.7(a) through (c)] Inspection, Testing, and Maintenance Requirements for Engineered and Pre-engineered Fixed Extinguishing Systems.

Inspection, Testing, and Maintenance shall be performed in accordance with:

(a) California Code of Regulations, Title 19, Division 1, Section 904(a)(2),

(b) the manufacturer's written instructions, which are approved and on file with the Office of the State Fire Marshal; and

(c) the applicable standards adopted in California Code of Regulations, Title 24, Part 9, (California Fire Code).

904.1.1 Certification of service personnel for fire-extinguishing equipment. Service personnel providing or conducting maintenance on automatic fire-extinguishing systems, other than automatic sprinkler systems, shall possess a valid certificate issued by an approved governmental agency, or other approved organization for the type of system and work performed.

904.2 Where required. Automatic fire-extinguishing systems installed as an alternative to the required automatic sprinkler systems of Section 903 shall be approved by the fire code official. Automatic fire-extinguishing systems shall not be considered alternatives for the purposes of exceptions or reductions allowed by other requirements of this code.

904.2.1 Commercial hood and duct systems. Each required commercial kitchen exhaust hood and duct system required by Section 609 to have a Type I hood shall be protected with an approved automatic fire-extinguishing system installed in accordance with this code.

904.3 Installation. Automatic fire-extinguishing systems shall be installed in accordance with this section.

904.3.1 Electrical wiring. Electrical wiring shall be in accordance with *California Electrical Code*.

904.3.2 Actuation. Automatic fire-extinguishing systems shall be automatically actuated and provided with a manual means of actuation in accordance with Section 904.11.1. Where more than one hazard could be simultaneously involved in fire due to their proximity, all hazards shall be protected by a single system designed to protect all hazards that could become involved.

Exception: Multiple systems shall be permitted to be installed if they are designed to operate simultaneously.

904.3.3 System interlocking. Automatic equipment interlocks with fuel shutoffs, ventilation controls, door closers, window shutters, conveyor openings, smoke and heat vents, and other features necessary for proper operation of the fire-extinguishing system shall be provided as required by the design and installation standard utilized for the hazard.

904.3.4 Alarms and warning signs. Where alarms are required to indicate the operation of automatic fire-extinguishing systems, distinctive audible, visible alarms and warning signs shall be provided to warn of pending agent discharge. Where exposure to automatic-extinguishing agents poses a hazard to persons and a delay is required to ensure the evacuation of occupants before agent discharge, a separate warning signal shall be provided to alert occupants once agent discharge has begun. Audible signals shall be in accordance with Section 907.5.2.

904.3.5 Monitoring. Where a building fire alarm system is installed, automatic fire-extinguishing systems shall be

monitored by the building fire alarm system in accordance with NFPA 72.

904.4 Inspection and testing. Automatic fire-extinguishing systems shall be inspected and tested in accordance with the provisions of this section prior to acceptance.

904.4.1 Inspection. Prior to conducting final acceptance tests, the following items shall be inspected:

1. Hazard specification for consistency with design hazard.
2. Type, location and spacing of automatic- and manual-initiating devices.
3. Size, placement and position of nozzles or discharge orifices.
4. Location and identification of audible and visible alarm devices.
5. Identification of devices with proper designations.
6. Operating instructions.

904.4.2 Alarm testing. Notification appliances, connections to fire alarm systems, and connections to approved supervising stations shall be tested in accordance with this section and Section 907 to verify proper operation.

904.4.2.1 Audible and visible signals. The audibility and visibility of notification appliances signaling agent discharge or system operation, where required, shall be verified.

904.4.3 Monitor testing. Connections to protected premises and supervising station fire alarm systems shall be tested to verify proper identification and retransmission of alarms from automatic fire-extinguishing systems.

904.5 Wet-chemical systems. Wet-chemical extinguishing systems shall be installed, maintained, periodically inspected and tested in accordance with *California Code of Regulations, Title 19, Division 1, Chapter 5* and NFPA 17A and their listing.

904.5.1 System test. Systems shall be inspected and tested for proper operation at six-month intervals. Tests shall include a check of the detection system, alarms and releasing devices, including manual stations and other associated equipment. Extinguishing system units shall be weighed and the required amount of agent verified. Stored pressure-type units shall be checked for the required pressure. The cartridge of cartridge-operated units shall be weighed and replaced at intervals indicated by the manufacturer.

904.5.2 Fusible link maintenance. Fixed temperature-sensing elements shall be maintained to ensure proper operation of the system.

904.6 Dry-chemical systems. Dry-chemical extinguishing systems shall be installed, maintained, periodically inspected and tested in accordance with *California Code of Regulations, Title 19, Division 1, Chapter 5* and NFPA 17 and their listing.

904.6.1 System test. Systems shall be inspected and tested for proper operation at six-month intervals. Tests shall

include a check of the detection system, alarms and releasing devices, including manual stations and other associated equipment. Extinguishing system units shall be weighed, and the required amount of agent verified. Stored pressure-type units shall be checked for the required pressure. The cartridge of cartridge-operated units shall be weighed and replaced at intervals indicated by the manufacturer.

904.6.2 Fusible link maintenance. Fixed temperature-sensing elements shall be maintained to ensure proper operation of the system.

904.7 Foam systems. Foam-extinguishing systems shall be installed, maintained, periodically inspected and tested in accordance *California Code of Regulations, Title 19, Division 1, Chapter 5* and NFPA 11 and NFPA 16 and their listing.

904.7.1 System test. Foam-extinguishing systems shall be inspected and tested at intervals in accordance *California Code of Regulations, Title 19, Division 1, Chapter 5*.

904.8 Carbon dioxide systems. Carbon dioxide extinguishing systems shall be installed, maintained, periodically inspected and tested in accordance *California Code of Regulations, Title 19, Division 1, Chapter 5* and NFPA 12 and their listing.

904.8.1 System test. Systems shall be inspected and tested for proper operation at 12-month intervals.

904.8.2 High-pressure cylinders. High-pressure cylinders shall be weighed and the date of the last hydrostatic test shall be verified at six-month intervals. Where a container shows a loss in original content of more than 10 percent, the cylinder shall be refilled or replaced.

904.8.3 Low-pressure containers. The liquid-level gauges of low-pressure containers shall be observed at one-week intervals. Where a container shows a content loss of more than 10 percent, the container shall be refilled to maintain the minimum gas requirements.

904.8.4 System hoses. System hoses shall be examined at 12-month intervals for damage. Damaged hoses shall be replaced or tested. At five-year intervals, all hoses shall be tested.

904.8.4.1 Test procedure. Hoses shall be tested at not less than 2,500 pounds per square inch (psi) (17 238 kPa) for high-pressure systems and at not less than 900 psi (6206 kPa) for low-pressure systems.

904.8.5 Auxiliary equipment. Auxiliary and supplementary components, such as switches, door and window releases, interconnected valves, damper releases and supplementary alarms, shall be manually operated at 12-month intervals to ensure that such components are in proper operating condition.

904.9 Halon systems. Halogenated extinguishing systems shall be installed, maintained, periodically inspected and tested in accordance *California Code of Regulations, Title 19, Division 1, Chapter 5* and NFPA 12A and their listing.

904.9.1 System test. Systems shall be inspected and tested for proper operation at 12-month intervals.

904.9.2 Containers. The extinguishing agent quantity and pressure of containers shall be checked at six-month intervals. Where a container shows a loss in original weight of more than 5 percent or a loss in original pressure (adjusted for temperature) of more than 10 percent, the container shall be refilled or replaced. The weight and pressure of the container shall be recorded on a tag attached to the container.

904.9.3 System hoses. System hoses shall be examined at 12-month intervals for damage. Damaged hoses shall be replaced or tested. At five-year intervals, all hoses shall be tested.

904.9.3.1 Test procedure. For Halon 1301 systems, hoses shall be tested at not less than 1,500 psi (10 343 kPa) for 600 psi (4137 kPa) charging pressure systems and not less than 900 psi (6206 kPa) for 360 psi (2482 kPa) charging pressure systems. For Halon 1211 hand-hose line systems, hoses shall be tested at 2,500 psi (17 238 kPa) for high-pressure systems and 900 psi (6206 kPa) for low-pressure systems.

904.9.4 Auxiliary equipment. Auxiliary and supplementary components, such as switches, door and window releases, interconnected valves, damper releases and supplementary alarms, shall be manually operated at 12-month intervals to ensure such components are in proper operating condition.

904.10 Clean-agent systems. Clean-agent fire-extinguishing systems shall be installed, maintained, periodically inspected and tested in accordance *California Code of Regulations, Title 19, Division 1, Chapter 5* and NFPA 2001 and their listing.

904.10.1 System test. Systems shall be inspected and tested for proper operation at 12-month intervals.

904.10.2 Containers. The extinguishing agent quantity and pressure of the containers shall be checked at six-month intervals. Where a container shows a loss in original weight of more than 5 percent or a loss in original pressure, adjusted for temperature, of more than 10 percent, the container shall be refilled or replaced. The weight and pressure of the container shall be recorded on a tag attached to the container.

904.10.3 System hoses. System hoses shall be examined at 12-month intervals for damage. Damaged hoses shall be replaced or tested. All hoses shall be tested at five-year intervals.

904.11 Commercial cooking systems. *Commercial cooking equipment that produce grease laden vapors shall be provided with a Type I Hood, in accordance with the California Mechanical Code, and an automatic fire extinguishing system that is listed and labeled for its intended use as follows:*

1. *Wet chemical extinguishing systems, complying with UL 300.*
2. *Carbon dioxide extinguishing systems,*

3. Automatic fire sprinkler systems.

All existing dry chemical and wet chemical extinguishing systems shall comply with UL 300,

Exception: Public schools kitchens, without deep-fat fryers, shall be upgraded to a UL 300 compliant system during state-funded modernization projects that are under the jurisdiction of the Division of the State Architect.

All systems shall be installed in accordance with the California Mechanical Code, appropriate adopted standards, their listing and the manufacturers' installation instructions.

Exception: Factory-built commercial cooking recirculating systems that are tested, listed, labeled and installed in accordance with UL 710B and the California Mechanical Code.

904.11.1 Manual system operation. A manual actuation device shall be located at or near a means of egress from the cooking area a minimum of 10 feet (3048 mm) and a maximum of 20 feet (6096 mm) from the kitchen exhaust system. The manual actuation device shall be installed not more than 48 inches (1200 mm) nor less than 42 inches (1067 mm) above the floor and shall clearly identify the hazard protected. The manual actuation shall require a maximum force of 40 pounds (178 N) and a maximum movement of 14 inches (356 mm) to actuate the fire suppression system.

Exception: Automatic sprinkler systems shall not be required to be equipped with manual actuation means.

904.11.2 System interconnection. The actuation of the fire extinguishing system shall automatically shut down the fuel or electrical power supply to the cooking equipment. The fuel and electrical supply reset shall be manual.

904.11.3 Carbon dioxide systems. When carbon dioxide systems are used, there shall be a nozzle at the top of the ventilating duct. Additional nozzles that are symmetrically arranged to give uniform distribution shall be installed within vertical ducts exceeding 20 feet (6096 mm) and horizontal ducts exceeding 50 feet (15 240 mm). Dampers shall be installed at either the top or the bottom of the duct and shall be arranged to operate automatically upon activation of the fire-extinguishing system. When the damper is installed at the top of the duct, the top nozzle shall be immediately below the damper. Automatic carbon dioxide fire-extinguishing systems shall be sufficiently sized to protect all hazards venting through a common duct simultaneously.

904.11.3.1 Ventilation system. Commercial-type cooking equipment protected by an automatic carbon dioxide extinguishing system shall be arranged to shut off the ventilation system upon activation.

904.11.4 Special provisions for automatic sprinkler systems. Automatic sprinkler systems protecting commercial-type cooking equipment shall be supplied from a separate, readily accessible, indicating-type control valve that is identified.

904.11.4.1 Listed sprinklers. Sprinklers used for the protection of fryers shall be tested in accordance with UL 199E, listed for that application and installed in accordance with their listing.

904.11.5 Portable fire extinguishers for commercial cooking equipment. Portable fire extinguishers shall be provided and maintained in accordance with California Code of Regulations, Title 19, Division 1, Chapter 3.

[California Code of Regulations, Title 19, Division 1, §573(a) through (c)] Fire Extinguisher Size and Placement for Commercial Cooking Operations.

(a) Fire extinguishers with a Class K rating shall be provided for hazards where there is a potential for fires involving combustible cooking media (vegetable or animal oils and fats).

(b) Maximum travel distance shall not exceed 30 feet (9.15 m) from the hazard to the extinguishers.

(c) Additional fire extinguishers, required for the control of other classes of fires, shall be provided for commercial cooking areas as required by California Code of Regulations, Title 19, Division 1, Section 567.

904.11.5.1 Portable fire extinguishers for solid fuel cooking appliances. All solid fuel cooking appliances, whether or not under a hood, with fireboxes 5 cubic feet (0.14 m³) or less in volume shall have a minimum 2.5-gallon (9 L) or two 1.5-gallon (6 L) Class K wet-chemical portable fire extinguishers located in accordance with Section 904.11.5.

904.11.5.2 Class K portable fire extinguishers for deep fat fryers. When hazard areas include deep fat fryers, listed Class K portable fire extinguishers shall be provided in accordance with California Code of Regulations, Title 19, Division 1, Chapter 3 and as follows:

1. For up to four fryers having a maximum cooking medium capacity of 80 pounds (36.3 kg) each: one Class K portable fire extinguisher of a minimum 1.5-gallon (6 L) capacity.
2. For every additional group of four fryers having a maximum cooking medium capacity of 80 pounds (36.3 kg) each: one additional Class K portable fire extinguisher of a minimum 1.5-gallon (6 L) capacity shall be provided.
3. For individual fryers exceeding 6 square feet (0.55 m²) in surface area: Class K portable fire extinguishers shall be installed in accordance with the extinguisher manufacturer's recommendations.

904.11.6 Operations and maintenance. Automatic fire-extinguishing systems protecting commercial cooking systems shall be maintained in accordance with California Code of Regulations, Title 19, Division 1, Chapter 5 and this section.

904.11.6.1 Existing automatic fire-extinguishing systems. Where changes in the cooking media, positioning of cooking equipment or replacement of cooking equip-

ment occur in existing commercial cooking systems, the automatic fire-extinguishing system shall be required to comply with the applicable provisions of Sections 904.11 through 904.11.4.

904.11.6.2 Extinguishing system service. Automatic fire-extinguishing systems shall be serviced at least every six months and after activation of the system. Inspection shall be by qualified individuals, and a certificate of inspection shall be forwarded to the fire code official upon completion.

904.11.6.3 Fusible link and sprinkler head replacement. Fusible links and automatic sprinkler heads shall be replaced at least annually, and other protection devices shall be serviced or replaced in accordance with the manufacturer's instructions.

Exception: Frangible bulbs are not required to be replaced annually.

SECTION 905 STANDPIPE SYSTEMS

905.1 General. Standpipe systems shall be provided in new buildings and structures in accordance with this section. Fire hose threads used in connection with standpipe systems shall be approved and shall be compatible with fire department hose threads. The location of fire department hose connections shall be approved. In buildings used for high-piled combustible storage, fire protection shall be in accordance with Chapter 32.

905.2 Installation standard. Standpipe systems shall be installed in accordance with this section and NFPA 14 as amended in Chapter 47.

905.3 Required Installations. Standpipe systems shall be installed where required by Sections 905.3.1 through 905.3.10.1. Standpipe systems are allowed to be combined with automatic sprinkler systems.

Exception: Standpipe systems are not required in Group R-3 occupancies.

905.3.1 Height. In other than Group R-3 and R-3.1 occupancies, Class III standpipe systems shall be installed throughout at each floor where any of the following occur:

1. Buildings where the floor level of the highest story is located more than 30 feet (9144 mm) above the lowest level of fire department vehicle access.
2. Buildings that are four or more stories in height.
3. Buildings where the floor level of the lowest story is located more than 30 feet (9144mm) below the highest level of fire department vehicle access.
4. Buildings that are two or more stories below the highest level of fire department vehicle access.

Exceptions:

1. Class I standpipes are allowed in buildings equipped throughout with an automatic sprinkler system in accordance with Section 903.3.1.1 or 903.3.1.2.

2. Class I manual standpipes are allowed in open parking garages where the highest floor is located not more than 150 feet (45 720 mm) above the lowest level of fire department vehicle access.
3. Class I manual dry standpipes are allowed in open parking garages that are subject to freezing temperatures, provided that the hose connections are located as required for Class II standpipes in accordance with Section 905.5.
4. Class I standpipes are allowed in basements equipped throughout with an automatic sprinkler system.
5. In determining the lowest level of fire department vehicle access, it shall not be required to consider:
 - 5.1. Recessed loading docks for four vehicles or less, and
 - 5.2. Conditions where topography makes access from the fire department vehicle to the building impractical or impossible.

905.3.2 Group A. Class I automatic wet standpipes shall be provided in nonsprinklered Group A buildings having an occupant load exceeding 1,000 persons.

Exceptions:

1. Open-air-seating spaces without enclosed spaces.
2. Class I automatic dry and semiautomatic dry standpipes or manual wet standpipes are allowed in buildings that are not high-rise buildings.

905.3.3 Covered and open mall buildings. Covered mall and open mall buildings shall be equipped throughout with a standpipe system where required by Section 905.3.1. Mall buildings not required to be equipped with a standpipe system by Section 905.3.1 shall be equipped with Class I hose connections connected to the automatic sprinkler system sized to deliver water at 250 gallons per minute (946.4 L/min) at the most hydraulically remote hose connection while concurrently supplying the automatic sprinkler system demand. The standpipe system shall be designed not to exceed a 50 pounds per square inch (psi) (345 kPa) residual pressure loss with a flow of 250 gallons per minute (946.4 L/min) from the fire department connection to the hydraulically most remote hose connection. Hose connections shall be provided at each of the following locations:

1. Within the mall at the entrance to each exit passageway or corridor.
2. At each floor-level landing within enclosed stairways opening directly on the mall.
3. At exterior public entrances to the mall of a covered mall building.
4. At public entrances at the perimeter line of an open mall building.
5. At other locations as necessary so that the distance to reach all portions of a tenant space does not

exceed 200 feet (60 960 mm) from a hose connection.

905.3.4 Stages. Stages greater than 1,000 square feet (93 m²) in area shall be equipped with a Class III wet standpipe system with 1½-inch and 2½-inch (38 mm and 64 mm) hose connections on each side of the stage.

Exception: Where the building or area is equipped throughout with an automatic sprinkler system, a 1½ inch (38 mm) hose connection shall be installed in accordance with NFPA 13 or in accordance with NFPA 14 for Class II or III standpipes.

905.3.4.1 Hose and cabinet. The 1½-inch (38 mm) hose connections shall be equipped with sufficient lengths of 1½-inch (38 mm) hose to provide fire protection for the stage area. Hose connections shall be equipped with an approved adjustable fog nozzle and be mounted in a cabinet or on a rack.

905.3.5 Underground buildings. Underground buildings shall be equipped throughout with a Class I automatic wet or manual wet standpipe system.

905.3.6 Helistops and heliports. Buildings with a rooftop helistop or heliport shall be equipped with a Class I or III standpipe system extended to the roof level on which the helistop or heliport is located in accordance with Section 2007.5.

905.3.7 Marinas and boatyards. Standpipes in marinas and boatyards shall comply with Chapter 36.

905.3.8 Rooftop gardens and landscaped roofs. Buildings or structures that have rooftop gardens or landscaped roofs and that are equipped with a standpipe system shall have the standpipe system extended to the roof level on which the rooftop garden or landscaped roof is located.

905.3.9 Smokeproof enclosures. For smokeproof enclosures, see Section 909.20.

905.3.10 Group I-3. Housing units within cell complexes where 50 or more inmates are restrained shall be provided with Class I wet standpipes. In addition, Class I wet standpipes shall be located so that it will not be necessary to extend hose lines through interlocking security doors and any doors in smoke-barrier walls, horizontal fire walls or fire barrier walls. Standpipes located in cell complexes may be placed in secured pipe chases.

905.3.11 Fixed guideway transit systems. Underground stations shall be provided with a Class III standpipe system designed to comply with the following:

1. Automatically supply 65 pounds per square inch (psi) for each outlet.
2. Supply a 250 gallons per minute (gpm) (946 L/m) flow to each of the two most remote 2½ inch (64 mm) outlets when pressurized through the fire department connection(s).

905.3.11.1 All other stations shall be provided with a Class I manual wet standpipe system; a manual dry

Class I standpipe system may be allowed in areas subject to freezing.

Exception: Open at-grade stations with unrestricted fire department access need not be provided with a standpipe system.

905.4 Location of Class I standpipe hose connections. Class I standpipe hose connections shall be provided in all of the following locations:

1. In every required stairway, a hose connection shall be provided for each floor level above or below grade. Hose connections shall be located at an intermediate floor level landing between floors, unless otherwise approved by the fire code official. See Section 909.20.3.2 for additional provisions in smokeproof enclosures.
2. On each side of the wall adjacent to the exit opening of a horizontal exit.

Exception: Where floor areas adjacent to a horizontal exit are reachable from exit stairway hose connections by a nozzle attached to 100 feet (30 480 mm) of hose, as measured along the path of travel, a hose connection shall not be required at the horizontal exit.

3. In every exit passageway, at the entrance from the exit passageway to other areas of a building.

Exception: Where floor areas adjacent to an exit passageway are reachable from exit stairway hose connections by a 30-foot (9144 mm) hose stream from a nozzle attached to 100 feet (30 480 mm) of hose, a hose connection shall not be required at the entrance from the exit passageway to other areas of the building.

4. In covered mall buildings, adjacent to each exterior public entrance to the mall and adjacent to each entrance from an exit passageway or exit corridor to the mall. In open mall buildings, adjacent to each public entrance to the mall at the perimeter line and adjacent to each entrance from an exit passageway or exit corridor to the mall.
5. Where the roof has a slope less than four units vertical in 12 units horizontal (33.3-percent slope), a hose connection shall be located to serve the roof or at the highest landing of a stairway with stair access to the roof provided in accordance with Section 1009.16.
6. Where the most remote portion of a nonsprinklered floor or story is more than 150 feet (45 720 mm) from a hose connection or the most remote portion of a sprinklered floor or story is more than 150 feet (45 720 mm) from a hose connection, the fire code official is authorized to require that additional hose connections be provided in approved locations. The distances from a hose connection shall be measured along the path of travel.

905.4.1 Protection. Risers and laterals of Class I standpipe systems not located within an enclosed stairway or

FIRE PROTECTION SYSTEMS

pressurized enclosure shall be protected by a degree of fire resistance equal to that required for vertical enclosures in the building in which they are located.

Exception: In buildings equipped throughout with an approved automatic sprinkler system, laterals that are not located within an enclosed stairway or pressurized enclosure are not required to be enclosed within fire-resistance-rated construction.

905.4.2 Interconnection. In buildings where more than one standpipe is provided, the standpipes shall be interconnected in accordance with NFPA 14.

905.5 Location of Class II standpipe hose connections. Class II standpipe hose connections shall be accessible and shall be located so that all portions of the building are within 30 feet (9144 mm) of a *listed variable stream fog* nozzle attached to 100 feet (30 480 mm) of hose.

905.5.1 Groups A-1 and A-2. In Group A-1 and A-2 occupancies with occupant loads of more than 1,000, hose connections shall be located on each side of any stage, on each side of the rear of the auditorium, on each side of the balcony, and on each tier of dressing rooms.

905.5.2 Protection. Fire-resistance-rated protection of risers and laterals of Class II standpipe systems is not required.

905.5.3 Class II system 1-inch hose. A minimum 1-inch (25 mm) hose shall be allowed to be used for hose stations in light-hazard occupancies where investigated and listed for this service and where approved by the fire code official.

905.6 Location of Class III standpipe hose connections. Class III standpipe systems shall have hose connections located as required for Class I standpipes in Section 905.4 and shall have Class II hose connections as required in Section 905.5.

905.6.1 Protection. Risers and laterals of Class III standpipe systems shall be protected as required for Class I systems in accordance with Section 905.4.1.

905.6.2 Interconnection. In buildings where more than one Class III standpipe is provided, the standpipes shall be interconnected in accordance with NFPA 14.

905.7 Cabinets. Cabinets containing fire-fighting equipment, such as standpipes, fire hose, fire extinguishers or fire department valves, shall not be blocked from use or obscured from view.

905.7.1 Cabinet equipment identification. Cabinets shall be identified in an approved manner by a permanently attached sign with letters not less than 2 inches (51 mm) high in a color that contrasts with the background color, indicating the equipment contained therein.

Exceptions:

1. Doors not large enough to accommodate a written sign shall be marked with a permanently attached pictogram of the equipment contained therein.

2. Doors that have either an approved visual identification clear glass panel or a complete glass door panel are not required to be marked.

905.7.2 Locking cabinet doors. Cabinets shall be unlocked.

Exceptions:

1. Visual identification panels of glass or other approved transparent frangible material that is easily broken and allows access.
2. Approved locking arrangements.
3. Group I-3 occupancies.

905.8 Dry standpipes. Dry standpipes shall not be installed.

Exception: Where subject to freezing and in accordance with NFPA 14.

905.9 Valve supervision. Valves controlling water supplies shall be supervised in the open position so that a change in the normal position of the valve will generate a supervisory signal at the supervising station required by Section 903.4. Where a fire alarm system is provided, a signal shall also be transmitted to the control unit.

Exceptions:

1. Valves to underground key or hub valves in roadway boxes provided by the municipality or public utility do not require supervision.
2. Valves locked in the normal position and inspected as provided in this code in buildings not equipped with a fire alarm system.

905.10 During construction. Standpipe systems required during construction and demolition operations shall be provided in accordance with Section 3313.

905.11 Existing buildings. Where required in Chapter 11, existing structures shall be equipped with standpipes installed in accordance with Section 905.

SECTION 906 PORTABLE FIRE EXTINGUISHERS

906.1 Where required. Portable fire extinguishers shall be installed in the following locations.

1. In new and existing Group A, B, E, F, H, I, L, M, R-1, R-2, R-2.1, R-3.1, R-4 and S occupancies.

Exception: In Group R-2 occupancies, portable fire extinguishers shall be required only in locations specified in Items 2 through 6 where each dwelling unit is provided with a portable fire extinguisher having a minimum rating of 1-A:10-B:C.

2. Within 30 feet (9144 mm) of commercial cooking equipment.
3. In areas where flammable or combustible liquids are stored, used or dispensed.
4. On each floor of structures under construction, except Group R-3 occupancies, in accordance with Section 3315.1.

- 5. Where required by the sections indicated in Table 906.1.
- 6. Special-hazard areas, including but not limited to laboratories, computer rooms and generator rooms, where required by the fire code official.
- 7. *Large and small family day-care homes shall be equipped with a portable fire extinguisher having a minimum 2-A:10-B:C rating.*
- 8. *Where required by California Code of Regulations, Title 19, Division 1.*

[California Code of Regulations, Title 19, Division 1, §3.29(a) through (d)] Portable Fire Extinguishing Equipment.

(a) *General. Portable fire extinguishers conforming to the requirements of California Code of Regulations, Title 19, Division 1, Chapter 3, shall be installed and maintained in accordance with guides established therein.*

(b) *Special Coverage. Additional Class A, B and C units of adequate extinguishing potential shall be provided for any other hazard, as determined by the enforcing agency.*

(c) *Group A Occupancies.*

(1) *One additional Class 2-A unit shall be provided in Group A Occupancies as follows:*

(A) *On each side of the stage or platform.*

Exception: *Platforms 1000 square feet or less in area need have only one such extinguishing unit.*

(B) *On each side of every fly gallery.*

(C) *In basements beneath the stage or platform.*

(D) *In every hallway or passageway leading to a dressing room.*

(E) *In every property room, carpenter shop, or similar workroom.*

(2) *Not less than one 10-B:C unit (not less than 4-B:C for existing extinguishers in existing occupancies) shall be provided:*

(A) *For each motor and fan room.*

(B) *Adjacent to each switchboard on the stage or platform.*

(C) *For each motion picture machine in projection rooms.*

Exception: *One 20-B:C unit (not less than 8-B:C for existing extinguishers in existing occupancies) in each projection room may be accepted as providing substantially equal protection.*

(3) *The enforcing agency may allow modifications or deviations relative to the number and location of portable fire extinguishers as required by this section provided such authority finds that the basic intent of this section and the ease of accessibility to extinguishers is otherwise achieved.*

(d) *Group R-2.1, R-3.1 and R-4 Occupancies. In Group R-2.1, R-3.1 and R-4 occupancies, a continuously attached*

**TABLE 906.1
ADDITIONAL REQUIRED PORTABLE FIRE EXTINGUISHERS**

SECTION	SUBJECT
303.5	Asphalt kettles
307.5	Open burning
308.1.3	Open flames—torches
309.4	Powered industrial trucks
2005.2	Aircraft towing vehicles
2005.3	Aircraft welding apparatus
2005.4	Aircraft fuel-servicing tank vehicles
2005.5	Aircraft hydrant fuel-servicing vehicles
2005.6	Aircraft fuel-dispensing stations
2007.7	Heliports and helistops
2108.4	Dry cleaning plants
2305.5	Motor fuel-dispensing facilities
2310.6.4	Marine motor fuel-dispensing facilities
2311.6	Repair garages
2404.4.1	Spray-finishing operations
2405.4.2	Dip-tank operations
2406.4.2	Powder-coating areas
2804.3	Lumberyards/woodworking facilities
2808.8	Recycling facilities
2809.5	Exterior lumber storage
2903.5	Organic-coating areas
3006.3	Industrial ovens
3104.12	Tents and membrane structures
3206.1	Rack storage
3315.1	Buildings under construction or demolition
3317.3	Roofing operations
3408.2	Tire rebuilding/storage
3504.2.6	Welding and other hot work
3604.4	Marinas
5203.6	Combustible fibers
5703.2.1	Flammable and combustible liquids, general
5704.3.3.1	Indoor storage of flammable and combustible liquids
5704.3.7.5.2	Liquid storage rooms for flammable and combustible liquids
5705.4.9	Solvent distillation units
5706.2.7	Farms and construction sites—flammable and combustible liquids storage
5706.4.10.1	Bulk plants and terminals for flammable and combustible liquids
5706.5.4.5	Commercial, industrial, governmental or manufacturing establishments—fuel dispensing
5706.6.4	Tank vehicles for flammable and combustible liquids
5906.5.7	Flammable solids
6108.2	LP-gas

garden hose, equipped with a water flow control nozzle, may be provided in lieu of one or more required fire extinguishers when acceptable to the enforcing agency. The location and length of such hose shall be as designated or approved by the enforcing agency.

NOTE: It is recommended that, wherever possible, portable fire extinguishers be located adjacent to manual fire alarm sending stations.

[California Code of Regulations, Title 19, Division 1, §565(a)] Selection of Fire Extinguishers.

(a) The selection of extinguishers for a given situation shall be determined by the authority having jurisdiction in accordance with adopted codes or ordinances. The character of the fires anticipated, the construction and occupancy of the individual property, the vehicle or hazard to be protected, ambient-temperature conditions, and other factors shall be considered. The number, size, placement, and limitations of use of extinguishers required shall be determined by using California Code of Regulations, Title 19, Division 1, Sections 567 through 573.

906.2 General requirements. Portable fire extinguishers shall be selected, installed and maintained in accordance with this section and California Code of Regulations, Title 19, Division 1, Chapter 3.

Exceptions:

1. The travel distance to reach an extinguisher shall not apply to the spectator seating portions of Group A-5 occupancies.
2. Thirty-day inspections shall not be required for portable fire extinguishers that are supervised by a listed and approved electronic monitoring device, provided that all of the following conditions are met:
 - 2.1. Electronic monitoring shall confirm that extinguishers are properly positioned, properly charged and unobstructed.
 - 2.2. Loss of power or circuit continuity to the electronic monitoring device shall initiate a trouble signal.
 - 2.3. The extinguishers shall be installed inside of a building or cabinet in a noncorrosive environment.
 - 2.4. Electronic monitoring devices and supervisory circuits shall be tested when extinguisher maintenance is performed.
 - 2.5. A written log of required hydrostatic test dates for extinguishers shall be maintained by the owner to verify that hydrostatic tests are conducted at the frequency required by California Code of Regulations, Title 19, Division 1, Chapter 3.
3. In Group I-3, portable fire extinguishers shall be permitted to be located at staff locations.

[California Code of Regulations, Title 19, Division 1, §565.1(a) through (c)] Classification of Hazards.

(a) **Light (Low) Hazard.** Locations where the total amounts of Class A combustible materials, including furnishings, decorations and contents, is of minor quantity. These shall include buildings or rooms occupied as offices, classrooms, churches, assembly halls, etc. This classification anticipates that the majority of the contents are either noncombustible or so arranged that a fire is not likely to spread rapidly. Small amounts of Class B flammables used for duplicating machines, art departments, etc., are included provided that they are kept in closed containers and safely stored.

(b) **Ordinary (Moderate) Hazard.** Locations where the total amounts of Class A combustibles and Class B flammables are present in greater amounts than expected under Light (Low) Hazard occupancies. These occupancies could consist of offices, classrooms, mercantile shops and allied storage, light manufacturing, research operations, auto showrooms, parking garages, workshop or support service areas of Light (Low) Hazard occupancies, and warehouses containing Class I or Class II commodities.

(c) **Extra (High) Hazard.** Locations where the total amount of Class A combustibles and Class B flammables are present, in storage, production use, and/or finished product over and above those expected and classed as Ordinary (Moderate) Hazards. These occupancies could consist of woodworking, vehicle repair, aircraft and boat servicing, individual product display showrooms, product convention center displays, storage and manufacturing processes such as painting, dipping, coating, including flammable liquid handling. Also, included in warehousing of, or in-process storage of other Class I and Class II commodities.

[California Code of Regulations, Title 19, Division 1, §565.2(a) through (e)] Selection by Hazard.

(a) Extinguishers shall be selected for the specific class or classes of hazards to be protected in accordance with the following subdivisions (b), (c), (d) and (e).

(b) Extinguishers for protecting Class A hazards shall be selected from the following: Water-type, halogenated agent types, multipurpose dry chemical and wet chemical type.

(c) Extinguishers for protection of Class B hazards shall be selected from the following: carbon dioxide, dry chemical types, halogenated agent types, and water-type and water chemical extinguishers rated for Class B hazards.

(d) Extinguishers for protection of Class C hazards shall be selected from the following: carbon dioxide, dry chemical types, halogenated agent types, and water mist types rated for Class C. Carbon dioxide extinguishers equipped with metal horns are not considered safe for use on fires in energized electrical equipment and, therefore, are not classified for use on Class C hazards.

(e) Extinguishers and extinguishing agents for the protection of Class D hazards shall be of types approved for use on the specific combustible metal hazard.

[California Code of Regulations, Title 19, Division 1, §566(a) through (f)] Application for Specific Hazards.

(a) Class B Fire Extinguishers for Pressurized Flammable Liquids and Pressurized Gas Fires. Fires of this nature are considered to be a special hazard. Class B fire extinguishers containing agents other than dry chemical are relatively ineffective on this type of hazard due to stream and agent characteristics. Selection of extinguishers for this type of hazard shall be made on the basis of recommendations by manufacturers of this specialized equipment. The system used to rate extinguishers on Class B fires (flammable liquids in depth) is not applicable to these types of hazards. It has been determined that special nozzle design and rates of agent application are required to cope with such hazards. **Caution:** It is undesirable to attempt to extinguish this type of fire unless there is reasonable assurance that the source of fuel can be promptly shut off.

(b) Fire extinguishers provided for the protection of cooking appliances that use combustible cooking media (vegetable or animal oils and fats) shall be listed and labeled Class K fires.

(c) Three-dimensional Class B Fires. A three-dimensional Class B fire involves Class B materials in motion such as pouring, running or dripping flammable liquids and generally includes vertical as well as one or more horizontal surfaces. Fires of this nature are considered to be a special hazard. Selection of extinguishers for this type of hazard shall be made on the basis of recommendations by manufacturers of this specialized equipment. The system used to rate extinguishers on Class B fires (flammable liquids in depth) is not directly applicable to this type of hazard.

(d) Water Soluble Flammable Liquid Fires (Polar Solvents). Extinguishers used for the protection of water soluble flammable liquids, such as alcohols, acetones, esters, ketones, etc., shall be selected in accordance with Section 565.2. AFFF-type and FFFP-type fire extinguishers shall not be used for the protection of water soluble flammable liquids, such as alcohols, acetone, esters, ketones, etc., unless specifically referenced on the extinguisher nameplate.

(e) Electronic Equipment Fires. Extinguishers for the protection of delicate electronic equipment shall be selected from the following: carbon dioxide type or a halogenated agent type, or a distilled water mist type with a minimum Class A:C Rating.

(f) In patient care areas and sleeping rooms of health care facilities, fire extinguishers, including the agents and expelling means, should be selected and utilized that would not be detrimental to patients and are appropriate for the type of fire expected, such as distilled water mist type fire extinguishers with a minimum 2-A:C rating.

[California Code of Regulations, Title 19, Division 1, §567.8] Installation Temperatures.

Water-type (water, AFFF, FFFP) extinguishers shall not be installed in areas where temperatures are outside the range of 40°F to 120°F (4°C to 49°C). Other types shall not be installed in areas where temperatures are outside the range of -40°F to 120°F (-40°C to 49°C). Fire extinguishers shall not be exposed to temperatures outside of the range shown on the fire extinguisher label.

Exceptions:

1. Where fire extinguishers are installed in locations subject to temperatures outside these ranges, they shall be of a type approved and listed for the temperature to which they are exposed, or they shall be placed in an enclosure capable of maintaining the stipulated temperature range.
2. Fire extinguishers containing plain water only can be protected to temperatures as low as -40°F (-40°C) by the addition of an antifreeze stipulated on the extinguisher nameplate. Calcium chloride solutions shall not be used in stainless steel fire extinguishers.
3. Some fire extinguishers are approved or listed for use at temperatures as low as -65°F (-54°C).

[California Code of Regulations, Title 19, Division 1, §574.1] Frequency of Inspection.

Fire extinguishers shall be manually inspected when initially placed in service. Thereafter, extinguishers shall be manually inspected at least monthly by the building owner, occupant, or his/her authorized agent, or electronically monitored. Fire extinguishers shall be inspected at more frequent intervals when circumstances require, as determined by the Authority Having Jurisdiction.

[California Code of Regulations, Title 19, Division 1, §574.2] Inspection Procedures.

(a) In addition to California Code of Regulations, Title 19, Division 1, Section 574.1, fire extinguishers shall be manually inspected in accordance with this section if they are located where any of the following conditions exist:

- (1) High frequency of fires in the past.
- (2) Extra (high) hazard areas.
- (3) Location that makes fire extinguishers susceptible to mechanical or physical damage.
- (4) Exposure to abnormal temperatures or corrosive atmospheres.

(b) Manual inspection of extinguishers shall include a check of at least the following items:

- (1) Located in designated place.
- (2) No obstruction to access or visibility.
- (3) Operating instructions on nameplate legible and facing outward.
- (4) Safety seals and tamper indicators not broken or missing.

(5) Examine for obvious physical damage, corrosion, leakage or clogged nozzle.

(6) Pressure gauge reading or indicator in the operable range or position.

(7) Fullness determined by weighing or hefting.

(8) For wheeled units, the condition of tires, wheels, carriage, hose, and nozzle shall also be checked.

(9) For nonrechargeable extinguishers using push-to-test pressure indicators, test the indicator.

(c) Electronic monitoring shall include monitoring of the following items:

(1) Located in the designated place.

(2) No obstruction to access or visibility.

(3) Pressure gauge reading or indicator in the operable range or position.

[California Code of Regulations, Title 19, Division 1, §567.1] Operating Conditions.

Portable extinguishers shall be maintained in a fully charged and operable condition, and kept in their designated places at all times when they are not being used.

[California Code of Regulations, Title 19, Division 1, §574.3] Corrective Action.

When an inspection of any extinguisher reveals a deficiency in any of the conditions listed in Title 19, Division 1, Sections 574.2(b)(c), immediate corrective action shall be taken.

[California Code of Regulations, Title 19, Division 1, §574.4] Nonrechargeable Extinguishers.

When an inspection of any nonrechargeable fire extinguisher reveals a deficiency in any of the conditions listed in (3), (4), (5), (6), (7) or (9) of Title 19, Division 1, Section 574.2(b), it shall be discharged and removed from service.

Exception: Nonrechargeable extinguishers containing a halon agent shall be removed from service, not discharged, and returned to the manufacturer or local fire extinguisher distributor having the capability of recovering the halon agent.

[California Code of Regulations, Title 19, Division 1, §575.10] Out of Service.

Fire extinguishers removed from service for maintenance or recharge shall be replaced by fire extinguishers suitable for the type of hazard protected and shall be of at least equal rating.

[California Code of Regulations, Title 19, Division 1, §591.5] Replacement Extinguishers.

Portable fire extinguishers shall not be removed from the premises for hydrostatic testing or any other purpose, without first replacing the extinguisher with a unit rated for the hazard being protected. The customer's original unit shall be returned within 60 calendar days.

[California Code of Regulations, Title 19, Division 1, §596.7(a) and (b)] Removal of Tag.

(a) No person shall remove any tag, collar or label required by Title 19, Division 1, Chapter 3, Article 9 from

a portable fire extinguisher except when service is performed.

(b) No person shall deface, modify, or alter any tag collar or label required by California Code of Regulations, Title 19, Division 1, Chapter 3, Article 9 to be attached to any portable fire extinguisher.

[California Code of Regulations, Title 19, Division 1, §574.5(a) through (c)] Inspection Record Keeping.

(a) The fire extinguisher owner shall maintain records of all fire extinguishers inspected, including those extinguishers that were found to require corrective actions. Records shall be maintained until next required maintenance.

(b) At least monthly, the date the manual inspection was performed and the initials of the person performing the inspection shall be recorded on a tag or label attached to the fire extinguisher, or an inspection checklist maintained on file, or an electronic system (e.g., bar coding) that provides a permanent record.

(c) Fire extinguishers being inspected via electronic monitoring, whereby the extinguisher causes a signal at a control unit when a deficiency in any of the conditions listed in California Code of Regulations, Title 19, Division 1, Section 574.2(c) occurs, shall provide record keeping in the form of an electronic event log at the control panel.

906.2.1 Certification of service personnel for portable fire extinguishers. Service personnel providing or conducting maintenance on portable fire extinguishers shall possess a valid certificate issued by an approved governmental agency, or other approved organization for the type of work performed.

906.3 Size and distribution. The size and distribution of portable fire extinguishers shall be in accordance with Sections 906.3.1 through 906.3.4.

[California Code of Regulations, Title 19, Division 1, §567(a) through (k)] Distribution of Fire Extinguishers.

(a) The minimum number of fire extinguishers needed to protect a property shall be determined as outlined in this section. Additional extinguishers may be installed to provide more suitable protection.

(b) Fire extinguishers shall be provided for the protection of both the building structure and the occupancy hazards contained therein.

(c) Required building protection shall be provided by fire extinguishers suitable for Class A fires.

(d) Occupancy hazard protection shall be provided by fire extinguishers suitable for such Class A, B, C, D or K fire potentials as may be present.

(e) Extinguishers provided for building protection may be considered also for the protection of occupancies having a Class A fire potential.

(f) Buildings having an occupancy hazard subject to Class B and/or Class C fires shall have a standard complement of Class A fire extinguishers for building protection, plus additional Class B and/or Class C extinguishers. Where

fire extinguishers have more than one letter classification (such as 2-A:20-B:C), they may be considered to satisfy the requirements of each letter class. When using multipurpose extinguishers for the protection of Class B hazards, the maximum travel distances described in California Code of Regulations, Title 19, Division 1, Section 568, Table 2 must be observed.

(g) Rooms or areas shall be classified generally as light (low) hazard, ordinary (moderate) hazard, or extra (high) hazard. Limited areas of greater or lesser hazard shall be protected as required.

(h) On each floor level, the area protected and the travel distances shall be based on fire extinguishers installed in accordance with California Code of Regulations, Title 19, Division 1, Section 568, Tables 2 and 3.

(i) Fire extinguishers shall not be obstructed or obscured from view.

Exception: In large rooms, and in certain locations where visual obstruction cannot be completely avoided, means shall be provided to indicate the fire extinguisher's location.

(j) Fire extinguishers shall be conspicuously located along normal paths of travel where they will be readily accessible and immediately available in the event of a fire.

(k) Where wheeled extinguishers are installed, aisles and doorways through which such extinguishers are to be moved shall have a clear and unobstructed width not less than one foot wider than the overall width of the extinguisher.

[California Code of Regulations, Title 19, Division 1, §568(a) through (e)] Fire Extinguisher Size and Placement for Class A Hazards.

(a) Minimum sizes of fire extinguishers for the listed grades of hazards shall be provided on the basis of California Code of Regulations, Title 19, Division 1, Section 568, Table 2, except as modified by California Code of Regulations, Title 19, Division 1, Section 568(d). Extinguishers shall be located so that the maximum travel distances shall not exceed those specified in California Code of Regulations, Title 19, Division 1, Section 568, Table 2, except as modified by California Code of Regulations, Title 19, Division 1, Section 568(d).

(b) Certain smaller fire extinguishers which are charged with a multipurpose dry chemical or halogenated agent are rated on Class B and Class C fires, but having insufficient effectiveness to earn the minimum 1-A rating even though they have value in extinguishing smaller Class A fires. They shall not be used to meet the requirements of California Code of Regulations, Title 19, Division 1, Section 568, Table 2.

(c) Extinguishers as specified in California Code of Regulations, Title 19, Division 1, Section 568, Table 2 may be replaced by uniformly spaced 1 1/2 inch (3.810 cm) hose stations for use by the occupants of the building. When hose stations are so provided, they shall conform to Part

9, Title 24, California Code of Regulations, Chapter 9. The location of hose stations and the placement of fire extinguishers shall be in such a manner that the hose stations do not replace more than every other extinguisher.

(d) Where the floor area of a building is less than that specified in California Code of Regulations, Title 19, Division 1, Section 568, Table 2, at least one extinguisher of the minimum size recommended shall be provided.

(e) The protection requirements may be fulfilled with extinguishers of a higher rating provided the travel distance from anywhere in the building to such larger extinguishers shall not exceed 75 feet (22.7 m), as shown in California Code of Regulations, Title 19, Division 1, Section 568, Table 2 above.

TITLE 19, DIVISION 1, SECTION 568, TABLE 2

	Light (Low) Hazard Occupancy	Ordinary (Moderate) Hazard Occupancy	Extra (High) Hazard Occupancy
Minimum rated single extinguisher	2-A	2-A	4-A*
Maximum floor area per unit of A	3,000 square feet	1,500 square feet	1,000 square feet
Maximum floor area for extinguisher	11,250 square feet	11,250 square feet	11,250 square feet
Maximum travel distance to extinguisher	75 feet	75 feet	75 feet

* Two 2 1/2 gallon (9.46 L) water type extinguishers can be used to fulfill the requirement of one 4-A rated extinguisher.

Note: 1 foot = 0.305 m

1 square foot = 0.0929 m²

[California Code of Regulations, Title 19, Division 1, §569(a) through (c)] Fire Extinguisher Size and Placement for Class B Fires Other than for Fires in Flammable Liquids of Appreciable Depth.

(a) Minimum sizes of fire extinguishers for the listed grades of hazard shall be provided on the basis of California Code of Regulations, Title 19, Division 1, Section 569, Table 3. Extinguishers shall be located so that the maximum travel distances from anywhere in the building shall not exceed those specified in the table used.

Exception: Extinguishers of lesser rating, desired for small specific hazards within the general hazard area, may be used, but shall not be considered as fulfilling any part of the requirements of California Code of Regulations, Title 19, Division 1, Section 569, Table 3.

(b) Two or more extinguishers of lower rating shall not be used to fulfill the protection requirements of California Code of Regulations, Title 19, Division 1, Section 569, Table 3.

(c) The protection requirements may be fulfilled with extinguishers of high ratings, provided the travel distance to such larger extinguishers shall not exceed 50 feet (15.25 m), as shown in California Code of Regulations, Title 19, Division 1, Section 569, Table 3.

[California Code of Regulations, Title 19, Division 1, §570(a) through (e)] Fire Extinguisher Size and Placement for Class B Fires in Flammable Liquids of Appreciable Depth.

(a) Portable fire extinguishers shall not be installed as the sole protection for flammable liquid hazards of appreciable depth [greater than ¼ inch (0.64 cm)] where the surface area exceeds 10 square feet (0.93 m²).

Exception: Where personnel who are trained in extinguishing fires in the protected hazards are available on the premises, the maximum surface area shall not exceed 20 square feet. (1.86 m²).

(b) For flammable liquid hazards of appreciable depth, a Class B fire extinguisher shall be provided on the basis of at least two numerical units of Class B extinguishing potential per square foot (0.0929 m²) of flammable liquid surface of the largest hazard area. For fires involving cooking grease or water-soluble flammable liquids, see California Code of Regulations, Title 19, Division 1, Section 566(b) and 566(d).

Exception: AFFF- or FFFP-type extinguishers may be provided on the basis of a 1B rating of protection per square foot of hazard.

(c) Two or more extinguishers of lower ratings shall not be used in lieu of the extinguisher required for the largest hazard area.

Exception: Up to three AFFF or FFFP extinguishers may be used to fulfill the requirements provided the sum of the Class B ratings meets or exceeds the value required for the largest hazard area.

(d) Travel distances for portable extinguishers shall not exceed 50 feet (15.25 m) as shown in California Code of Regulations, Title 19, Division 1, Section 569, Table 3.

(e) Scattered or widely separated hazards shall be individually protected. An extinguisher in the proximity of a hazard shall be carefully located to be accessible in the presence of a fire without undue danger to the operator.

TITLE 19, DIVISION 1, SECTION 569, TABLE 3

Type of Hazard	Basic Minimum Extinguisher Rating	Maximum travel Distance to Extinguishers (in feet)	(In meters)
Light (low)	5B	30	9.15
	10B	50	15.25
Ordinary (moderate)	10B	30	9.15
	20B	50	15.25
Extra (high)	40B	30	9.15
	80B	50	15.25

Note:

1. The specified rating does not imply that fires of the magnitudes indicated by these ratings will occur, but rather to give the operators more time and agent to handle difficult spill fires that may occur.

- For fires involving water soluble flammable liquids, see California Code of Regulations, Title 19, Division 1, Section 566(d).
- For specific hazard applications, see California Code of Regulations, Title 19, Division 1, Section 566.

[California Code of Regulations, Title 19, Division 1, §571(a)] Fire Extinguisher Size and Placement for Class C Hazards.

(a) Fire extinguishers with Class C ratings shall be required where energized electrical equipment can be encountered which would require a nonconducting extinguishing medium. This requirement includes situations where fire either directly involves or surrounds electrical equipment. Since the fire itself is a Class A or Class B hazard, the fire extinguishers shall be sized and located on the basis of the anticipated Class A or Class B hazard.

Note: Electrical equipment should be de-energized as soon as possible to prevent reigniting.

906.3.1 Class A fire hazards. Portable fire extinguishers for occupancies that involve primarily Class A fire hazards, the minimum sizes and distribution shall comply with Table 906.3(1).

**TABLE 906.3(1)
FIRE EXTINGUISHERS FOR CLASS A FIRE HAZARDS**

	LIGHT (Low) HAZARD OCCUPANCY	ORDINARY (Moderate) HAZARD OCCUPANCY	EXTRA (High) HAZARD OCCUPANCY
Minimum rated single extinguisher	2-A ^c	2-A	4-A ^a
Maximum floor area per unit of A	3,000 square feet	1,500 square feet	1,000 square feet
Maximum floor area for extinguisher ^b	11,250 square feet	11,250 square feet	11,250 square feet
Maximum travel distance to extinguisher	75 feet	75 feet	75 feet

For SI: 1 foot = 304.8 mm, 1 square foot = 0.0929 m², 1 gallon = 3.785 L.

- Two 2½-gallon water-type extinguishers shall be deemed the equivalent of one 4-A rated extinguisher.
- California Code of Regulations, Title 19, Division 1, Chapter 3 concerning application of the maximum floor area criteria.
- Two water-type extinguishers each with a 1-A rating shall be deemed the equivalent of one 2-A rated extinguisher for Light (Low) Hazard Occupancies.

906.3.2 Class B fire hazards. Portable fire extinguishers for occupancies involving flammable or combustible liquids with depths of less than or equal to 0.25-inch (6.35 mm) shall be selected and placed in accordance with Table 906.3(2).

Portable fire extinguishers for occupancies involving flammable or combustible liquids with a depth of greater than 0.25-inch (6.35 mm) shall be selected and placed in accordance with California Code of Regulations, Title 19, Division 1, Chapter 3.

**TABLE 906.3(2)
FLAMMABLE OR COMBUSTIBLE LIQUIDS WITH
DEPTHS OF LESS THAN OR EQUAL TO 0.25-INCH^a**

TYPE OF HAZARD	BASIC MINIMUM EXTINGUISHER RATING	MAXIMUM TRAVEL DISTANCE TO EXTINGUISHERS (feet)
Light (Low)	5-B	30
	10-B	50
Ordinary (Moderate)	10-B	30
	20-B	50
Extra (High)	40-B	30
	80-B	50

For SI: 1 inch = 25.4 mm, 1 foot = 304.8 mm.

a. For requirements on water-soluble flammable liquids and alternative sizing criteria, see *California Code of Regulations, Title 19, Division 1, Chapter 3*.

906.3.3 Class C fire hazards. Portable fire extinguishers for Class C fire hazards shall be selected and placed on the basis of the anticipated Class A or B hazard.

906.3.4 Class D fire hazards. Portable fire extinguishers for occupancies involving combustible metals shall be selected and placed in accordance with *California Code of Regulations, Title 19, Division 1, Chapter 3*.

906.4 Cooking grease fires. Fire extinguishers provided for the protection of cooking grease fires shall be of an approved type compatible with the automatic fire-extinguishing system agent and in accordance with Section 904.11.5.

[California Code of Regulations, Title 19, Division 1, §573(a) through (c)] Fire Extinguisher Size and Placement for Commercial Cooking Operations.

(a) Fire extinguishers with a Class K rating shall be provided for hazards where there is a potential for fires involving combustible cooking media (vegetable or animal oils and fats).

(b) Maximum travel distance shall not exceed 30 feet (9.15 m) from the hazard to the extinguishers.

(c) Additional fire extinguishers, required for the control of other classes of fires, shall be provided for commercial cooking areas as required by *California Code of Regulations, Title 19, Division 1, Section 567*.

906.5 Conspicuous location. Portable fire extinguishers shall be located in conspicuous locations where they will be readily accessible and immediately available for use. These locations shall be along normal paths of travel, unless the fire code official determines that the hazard posed indicates the need for placement away from normal paths of travel.

[California Code of Regulations, Title 19, Division 1, §567.5] Physical Damage Protection.

Extinguishers installed under conditions where they are subject to physical damage, (e.g., from impact, vibration, the environment) shall be adequately protected.

906.6 Unobstructed and unobscured. Portable fire extinguishers shall not be obstructed or obscured from view. In rooms or areas in which visual obstruction cannot be com-

pletely avoided, means shall be provided to indicate the locations of extinguishers.

906.7 Hangers and brackets. Hand-held portable fire extinguishers, not housed in cabinets, shall be installed on the hangers or brackets supplied. Hangers or brackets shall be securely anchored to the mounting surface in accordance with the manufacturer's installation instructions.

[California Code of Regulations, Title 19, Division 1, §567.3] Installation.

Portable fire extinguishers other than wheeled types shall be securely installed on the hanger or in the bracket supplied or placed in cabinets or wall recesses. The hanger or bracket shall be securely and properly anchored to the mounting surface in accordance with the manufacturer's instructions. Wheeled-type fire extinguishers shall be located in a designated location.

[California Code of Regulations, Title 19, Division 1, §567.4] Brackets.

Extinguishers installed under conditions where they are subject to dislodgement shall be installed in brackets specifically designed to cope with this problem.

[California Code of Regulations, Title 19, Division 1, §567.6] Mounting.

Fire extinguishers having a gross weight not exceeding 40 pounds (18.14 kg) shall be installed so that the top of the fire extinguisher is not more than 5 feet (1.53 m) above the floor. Fire extinguishers having a gross weight greater than 40 pounds (18.14 kg) (except wheeled types) shall be so installed that the top of the fire extinguisher is not more than 3 1/2 feet (1.07 m) above the floor. In no case shall the clearance between the bottom of the extinguisher and the floor be less than 4 inches (10.2 cm).

906.8 Cabinets. Cabinets used to house portable fire extinguishers shall not be locked.

Exceptions:

1. Where portable fire extinguishers subject to malicious use or damage are provided with a means of ready access.
2. In Group I-3 occupancies and in mental health areas in Group I-2 occupancies, access to portable fire extinguishers shall be permitted to be locked or to be located in staff locations provided the staff has keys.

[California Code of Regulations, Title 19, Division 1, §567.2] Cabinets.

Cabinets housing extinguishers shall not be locked.

Exception: Where extinguishers are subject to malicious use, locked cabinets may be used provided they include a means of emergency access and are approved by the authority having jurisdiction.

[California Code of Regulations, Title 19, Division 1, §567.7] Sealed Cabinets.

Where extinguishers are installed in closed cabinets that are exposed to elevated temperatures, the cabinets shall be provided with screened openings and drains.

906.9 Extinguisher installation. The installation of portable fire extinguishers shall be in accordance with Sections 906.9.1 through 906.9.3.

906.9.1 Extinguishers weighing 40 pounds or less. Portable fire extinguishers having a gross weight not exceeding 40 pounds (18 kg) shall be installed so that their tops are not more than 5 feet (1524 mm) above the floor.

906.9.2 Extinguishers weighing more than 40 pounds. Hand-held portable fire extinguishers having a gross weight exceeding 40 pounds (18 kg) shall be installed so that their tops are not more than 3.5 feet (1067 mm) above the floor.

906.9.3 Floor clearance. The clearance between the floor and the bottom of installed hand-held portable fire extinguishers shall not be less than 4 inches (102 mm).

906.10 Wheeled units. Wheeled fire extinguishers shall be conspicuously located in a designated location.

**SECTION 907
FIRE ALARM AND DETECTION SYSTEMS**

907.1 General. This section covers the application, installation, performance and maintenance of fire alarm systems and their components in new and existing buildings and structures. The requirements of Section 907.2 are applicable to new buildings and structures. The requirements of Section 907.9 are applicable to existing buildings and structures.

907.1.1 Construction documents. Construction documents for fire alarm systems shall be of sufficient clarity to indicate the location, nature and extent of the work proposed and show in detail that it will conform to the provisions of this code, the *California Building Code*, and relevant laws, ordinances, rules and regulations, as determined by the fire code official.

907.1.2 Fire alarm shop drawings. Shop drawings for fire alarm systems shall be submitted for review and approval prior to system installation, and shall include, but not be limited to, all of the following:

1. A floor plan that indicates the use of all rooms.
2. Locations of alarm-initiating devices.
3. Locations of alarm notification appliances, including candela ratings for visible alarm notification appliances.
4. Location of fire alarm control unit, transponders and notification power supplies.
5. Annunciators.
6. Power connection.
7. Battery calculations.
8. Conductor type and sizes.
9. Voltage drop calculations.
10. Manufacturers' data sheets indicating model numbers and listing information for equipment, devices and materials.
11. Details of ceiling height and construction.

12. The interface of fire safety control functions.

13. Classification of the supervising station.

14 *All plans and shop drawings shall use the symbols identified in NFPA 170, Standard for Fire Safety and Emergency Symbols.*

Exception: Other symbols are allowed where approved by the enforcing agency.

907.1.3 Equipment. Systems and components shall be *California State Fire Marshal* listed and approved in accordance with *California Code of Regulations, Title 19, Division 1* for the purpose for which they are installed.

907.1.4 Fire-walls and fire barrier walls. *For the purpose of Section 907, fire walls and fire barrier walls shall not define separate buildings.*

907.1.5 Fire alarm use. *A fire alarm system shall not be used for any purpose other than fire warning or mass notification and where permitted by NFPA 72.*

907.2 Where required—new buildings and structures. An approved fire alarm system installed in accordance with the provisions of this code and NFPA 72 shall be provided in new buildings and structures in accordance with Sections 907.2.1 through 907.2.23 and provide occupant notification in accordance with Section 907.5, unless other requirements are provided by another section of this code.

A minimum of one manual fire alarm box shall be provided in an approved location to initiate a fire alarm signal for fire alarm systems employing automatic fire detectors or water-flow detection devices. Where other sections of this code allow elimination of fire alarm boxes due to sprinklers or automatic fire alarm systems, a single fire alarm box shall be installed *at a location approved by the enforcing agency.*

Exceptions:

1. The manual fire alarm box is not required for fire alarm control units dedicated to elevator recall control, supervisory service and fire sprinkler monitoring.
2. The manual fire alarm box is not required for Group R-2 occupancies unless required by the fire code official to provide a means for fire watch personnel to initiate an alarm during a sprinkler system impairment event. Where provided, the manual fire alarm box shall not be located in an area that is accessible to the public.
3. *The manual fire alarm box is not required to be installed when approved by the fire code official.*

907.2.1 Group A. A manual fire alarm system that activates the occupant notification system in accordance with Section 907.5 shall be installed in Group A occupancies where the occupant load due to the assembly occupancy is 300 or more. Group A occupancies not separated from one another in accordance with Section 707.3.10 of the *California Building Code* shall be considered as a single occupancy for the purposes of applying this section. Portions of Group E occupancies occupied for assembly purposes *with an occupant load of less than 1000* shall be

provided with a fire alarm system as required for the Group E occupancy.

Exception: Manual fire alarm boxes are not required where the building is equipped throughout with an automatic sprinkler system installed in accordance with Section 903.3.1.1 and the occupant notification appliances will activate throughout the notification zones upon sprinkler water flow.

Every Group A building used for educational purposes shall be provided with a manual or automatic fire alarm system. This provision shall apply to, but shall not necessarily be limited to, every community college and university.

Exception: Privately owned trade or vocational schools or any firm or company which provides educational facilities and instructions for its employees.

907.2.1.1 System initiation in Group A occupancies with an occupant load of 1,000 or more. Activation of the fire alarm in Group A occupancies with an occupant load of 1,000 or more shall initiate a signal using an emergency voice/alarm communications system in accordance with Section 907.5.2.2. For Group A occupancies with an occupant load of 10,000 or more, see Section 907.2.1.3.

Exception: Where approved, the prerecorded announcement is allowed to be manually deactivated for a period of time, not to exceed 3 minutes, for the sole purpose of allowing a live voice announcement from an approved, constantly attended location.

907.2.1.2 Emergency voice/alarm communication system captions. Stadiums, arenas and grandstands required to caption audible public announcements shall be in accordance with Section 907.5.2.2.4.

907.2.1.3 Public address system. Pursuant to Health and Safety Code Section 13108.9, for all buildings or structures constructed on or after July 1, 1991, which are intended for public assemblies of 10,000 or more persons, a public address system with an emergency backup power system shall be required.

907.2.2 Group B. A manual fire alarm system shall be installed in Group B occupancies where one of the following conditions exists:

1. The combined Group B occupant load of all floors is 500 or more.
2. The Group B occupant load is more than 100 persons above or below the lowest level of exit discharge.
3. The fire area contains an ambulatory care facility.
4. For Group B occupancies containing educational facilities, see Section 907.2.2.2.

Exception: Manual fire alarm boxes are not required where the building is equipped throughout with an automatic sprinkler system installed in accordance with Section 903.3.1.1 and the occupant notification appli-

ances will activate throughout the notification zones upon sprinkler water flow.

907.2.2.1 Ambulatory care facilities. Fire areas containing ambulatory care facilities shall be provided with an electronically supervised automatic smoke detection system installed within the ambulatory care facility and in public use areas outside of tenant spaces, including public corridors and elevator lobbies.

Exception: Buildings equipped throughout with an automatic sprinkler system in accordance with Section 903.3.1.1 provided the occupant notification appliances will activate throughout the notification zones upon sprinkler water flow.

907.2.2.2 Group B Educational facilities. Every Group B building used for educational purposes shall be provided with a manual or automatic fire alarm system. This provision shall apply to, but shall not necessarily be limited to, every community college and university.

Exception: Privately owned trade or vocational schools or any firm or company which provides educational facilities and instructions for its employees.

907.2.3 Group E. A manual and automatic fire alarm system that initiates the occupant notification signal utilizing an emergency voice/alarm communication system meeting the requirements of Section 907.5.2.2 and installed in accordance with Section 907.6 shall be installed in Group E occupancies with an occupant load of 50 or more persons or containing more than one classroom or one or more rooms used for Group E or I-4 day care purposes in accordance with this section. When automatic sprinkler systems or smoke detectors are installed, such systems or detectors shall be connected to the building fire alarm system.

Exceptions:

1. Manual fire alarm boxes are not required in Group E occupancies where all of the following apply:
 - 1.1. Interior corridors are protected by smoke detectors.
 - 1.2. Auditoriums, cafeterias, gymnasiums and similar areas are protected by heat detectors or other approved detection devices.
 - 1.3. Shops and laboratories involving dusts or vapors are protected by heat detectors or other approved detection devices.
 - 1.4. The capability to activate the evacuation signal from a central point is provided.
2. Manual fire alarm boxes shall not be required in Group E occupancies where the building is equipped throughout with an approved automatic sprinkler system installed in accordance with Section 903.3.1.1, the emergency voice/alarm communication system will activate on sprinkler water flow and manual activation is provided from a normally occupied location.

3. For public school state-funded construction projects, see Section 907.2.29.

907.2.3.1 System connection. Where more than one fire alarm control unit is used at the school campus, they shall be interconnected and shall operate all notification appliances.

Exception: Interconnection of fire alarm control units is not required when all of the following are provided:

1. Buildings that are separated a minimum of 20 feet (6096 mm) and in accordance with the California Building Code; and
2. There is a method of two-way communication between each classroom and the school administrative office approved by the fire enforcing agency; and
3. A method of manual activation of each fire alarm system is provided.

907.2.3.2 Assemblies located within a Group E occupancy. Assembly occupancies with an occupant load of less than 1,000 and located within a Group E occupancy campus or building shall be provided with a fire alarm system as required for the Group E occupancy.

907.2.3.3 Notification. The fire alarm system notification shall comply with the requirements of Section 907.5.

Exception: Emergency voice/alarm communication system is not required when existing facilities have other two-way communication, such as between classroom and administration office, when the communication system is approved by the authority having jurisdiction.

907.2.3.4 Annunciation. Annunciation of the fire alarm system shall comply with the requirements of Section 907.6.3.1.

907.2.3.5 Monitoring. School fire alarm systems shall be monitored in accordance with Section 907.6.5.2.

907.2.3.6 Automatic fire alarm system. Automatic detection shall be provided in accordance with this section.

907.2.3.6.1 Smoke detectors. Smoke detectors shall be installed at the ceiling of every room and in "ceiling-plenums" utilized for environmental air. Where the ceiling is attached directly to the underside of the roof structure, smoke detectors shall be installed on the ceiling only.

Exception: Where the environment or ambient conditions exceed smoke detector installation guidelines, heat detectors or fire sprinklers shall be used.

907.2.3.6.2 Heat detectors. Heat detectors shall be installed in combustible spaces where sprinklers or smoke detectors are not installed.

907.2.3.7 Private schools. An automatic fire alarm system shall be provided in new buildings of private schools.

Exception: Automatic detection devices are not required where an approved automatic sprinkler system is installed in accordance with Section 903.3.1.1 and the occupant notification appliances will activate on sprinkler water flow and manual activation is provided from a normally occupied location.

907.2.3.8 Day care, Group E.

907.2.3.8.1 An automatic fire alarm system shall be provided in all buildings used as or containing a Group E day care.

Exception: Automatic detection devices are not required where an approved automatic sprinkler system is installed in accordance with Section 903.3.1.1 and the occupant notification appliances will activate on sprinkler water flow and manual activation is provided from a normally occupied location.

907.2.3.8.2 Smoke detectors shall be installed in every room used for sleeping or napping.

907.2.4 Group F. A manual fire alarm system that activates the occupant notification system in accordance with Section 907.5 shall be installed in Group F occupancies where both of the following conditions exist:

1. The Group F occupancy is two or more stories in height; and
2. The Group F occupancy has a combined occupant load of 500 or more above or below the lowest level of exit discharge.

Exception: Manual fire alarm boxes are not required where the building is equipped throughout with an automatic sprinkler system installed in accordance with Section 903.3.1.1 and the occupant notification appliances will activate throughout the notification zones upon sprinkler water flow.

907.2.5 Group H. A manual fire alarm system that activates the occupant notification system in accordance with Section 907.5 shall be installed in Group H-5 occupancies and in occupancies used for the manufacture of organic coatings. An automatic smoke detection system shall be installed for highly toxic gases, organic peroxides and oxidizers in accordance with Chapters 60, 62 and 63, respectively.

907.2.5.1 Group H occupancies located above the 10th story. Manual fire alarm boxes shall be required on each side of the 2-hour fire-smoke barrier and at each exit above the 10th story.

907.2.6 Group I. A manual fire alarm system that activates the occupant notification system in accordance with Section 907.5 shall be installed in Group I occupancies. An automatic smoke detection system that activates the occupant notification system in accordance with Section 907.5 shall be provided in accordance with Sections 907.2.6.1, 907.2.6.2 and 907.2.6.3.3.

Exceptions:

1. *Large family day care.*
2. Occupant notification systems are not required to be activated where private mode signaling installed in accordance with NFPA 72 is approved by the fire code official.

907.2.6.1 Group I-1. *Reserved.*

907.2.6.1.1 Smoke alarms. Single- and multiple-station smoke alarms shall be installed in accordance with Section 907.2.11.

907.2.6.2 Group I-2 and Group I-2.1. *A manual and automatic fire alarm system shall be installed in Group I-2 and I-2.1 occupancies. Where automatic fire suppression systems or smoke detectors are installed, such systems or detectors shall be connected to the building fire alarm system.*

Exception: *Where an entire facility is used for the housing of persons, none of whom are physically or mentally handicapped or nonambulatory, and are between the ages of 18 and 64, the buildings or structures comprising such facility shall be exempt from the provisions of this subsection relating to the installation of an automatic fire alarm system.*

907.2.6.2.1 Notification. *The fire alarm notification system shall be in accordance with Section 907.6.2.5.*

907.2.6.2.2 Automatic fire detection. *Smoke detectors shall be provided in accordance with this section.*

1. *In patient and client sleeping rooms. Actuation of such detectors shall cause a visual display on the corridor side of the room in which the detector is located and shall cause an audible and visual alarm at the respective nurses' station. A nurse call system listed for this function is an acceptable means of providing the audible and visual alarm at the respective nurses' station and corridor room display. Operation of the smoke detector shall not include any alarm verification feature.*

Exception: *In patient and client rooms equipped with existing automatic door closers having integral smoke detector, the integral detector is allowed to substitute for the room smoke detector, provided it meets all the required alerting functions.*

2. *Group I-2 nurses' stations. A minimum of one (1) smoke detector shall be installed at the nurses' station and centrally located.*

3. *In waiting areas and corridors onto which they open, in the same smoke compartment, in accordance with Section 407.2.1 of the California Building Code.*

907.2.6.3 Group I-3 occupancies. Group I-3 occupancies shall be equipped with a manual fire alarm system and automatic smoke detection system installed for alerting staff.

Exception: *An automatic smoke detection system is not required within temporary holding cells.*

907.2.6.3.1 System initiation. Actuation of an automatic fire-extinguishing system, automatic sprinkler system, a manual fire alarm box or a fire detector shall initiate an approved fire alarm signal which automatically notifies staff.

907.2.6.3.2 Manual fire alarm boxes. Manual fire alarm boxes are not required to be located in accordance with Section 907.4.2 where the fire alarm boxes are provided at staff-attended locations having direct supervision over areas where manual fire alarm boxes have been omitted.

907.2.6.3.2.1 Manual fire alarms boxes in detainee areas. Manual fire alarm boxes are allowed to be locked in areas occupied by detainees, provided that staff members are present within the subject area and have keys readily available to operate the manual fire alarm boxes.

907.2.6.3.3 Automatic smoke detection system. An automatic smoke detection system shall be installed throughout resident housing areas, including sleeping units and contiguous day rooms, group activity spaces and other common spaces normally accessible to inmates.

Exceptions:

1. *Other approved smoke detection arrangements may be used to prevent damage or tampering or for other purposes provided the function of detecting any fire is fulfilled and the location of the detectors is such that the speed of detection will be equivalent to that provided by the spacing and location required in accordance with NFPA 72 as referenced in Chapter 35. This may include the location of detectors in return air ducts from cells, behind grilles or in other locations. Spot type, combination duct and open area smoke detectors may be used when located not more than 14 inches (356 mm) from the return air grill. For initiation and annunciation purposes, these detectors may be combined in groups of four. The fire code official having jurisdiction, however, must approve the proposed equivalent performance of the design.*

2. *For detention housing and/or mental health housing area(s), including correctional*

medical and mental health uses, automatic smoke detection system in sleeping units shall not be required when all of the following conditions are met:

- 2.1. All rooms, including the inmate cells, are provided with an automatic sprinkler system in accordance with Section 903.3.1.1.
- 2.2. Building is continuously staffed by a correctional officer at all times.
- 2.3. The exception to Section 903.2.6.2 shall not apply.
3. Smoke detectors are not required to be installed in inmate cells with two or fewer occupants in detention facilities which do not have a correctional medical and mental health use.
4. Smoke detectors are not required to be installed in inmate day rooms of detention facilities where 24-hour direct visual supervision is provided by a correctional officer(s) and a manual fire alarm box is located in the control room.

907.2.6.3.4 System annunciation A staff alerting fire alarm shall sound at all staff control stations on the floor of activation and an audible and visual signal shall be indicated on an annunciator at the facility control center upon activation of any automatic extinguishing system, automatic detection system, or any smoke detector or manual actuating or initiating device. In addition, where there are staff-control stations on the floor, an audible, visual and manual alarm shall be located in each staff control station.

Fire and trouble signals of fire alarm systems and sprinkler water-flow and supervisory signals of extinguishing systems shall be annunciated in an area designated as the facility control center which shall be constantly attended by staff personnel. All such signals shall produce both an audible signal and visual display at the facility control center indicating the building, floor zone or other designated area from which the signal originated, in accordance with Section 907.7.3.

All local detention facilities within the scope of Section 6031.4 of the Penal Code shall have an automatic smoke detection system. A manual fire alarm-initiating device shall be installed in all guard control stations and shall be capable of alerting personnel in a central control point to the presence of fire or smoke within the facility.

907.2.6.4 Large family day care. Every large family day-care home shall be provided with at least one manual device at a location approved by the enforcing agency. Such device shall actuate a fire alarm signal,

which shall be audible throughout the facility at a minimum level of 15 db above ambient noise level. These devices need not be interconnected to any other fire alarm device, have a control panel or be electrically supervised or provided with emergency power. Such device or devices shall be attached to the structure and may be of any type acceptable to the enforcing agency, provided that such devices are distinctive in tone and are audible throughout the structure.

907.2.7 Group M. A manual fire alarm system that activates the occupant notification system in accordance with Section 907.5 shall be installed in Group M occupancies where one of the following conditions exists:

1. The combined Group M occupant load of all floors is 500 or more persons.
2. The Group M occupant load is more than 100 persons above or below the lowest level of exit discharge.

Exceptions:

1. A manual fire alarm system is not required in covered or open mall buildings complying with Section 402 of the *California Building Code*.
2. Manual fire alarm boxes are not required where the building is equipped throughout with an automatic sprinkler system installed in accordance with Section 903.3.1.1 and the occupant notification appliances will automatically activate throughout the notification zones upon sprinkler water flow.

907.2.7.1 Occupant notification. During times that the building is occupied, the initiation of a signal from a manual fire alarm box or from a water flow switch shall not be required to activate the alarm notification appliances when an alarm signal is activated at a constantly attended location from which evacuation instructions shall be initiated over an emergency voice/alarm communication system installed in accordance with Section 907.5.2.2.

907.2.8 Group R-1. Fire alarm systems and smoke alarms shall be installed in Group R-1 occupancies as required in Sections 907.2.8.1 through 907.2.8.3.

907.2.8.1 Manual fire alarm system. A manual fire alarm system that activates the occupant notification system in accordance with Section 907.5 shall be installed in Group R-1 occupancies.

Exceptions:

1. A manual fire alarm system is not required in buildings not more than two stories in height where all individual sleeping units and contiguous attic and crawl spaces to those units are separated from each other and public or common areas by at least 1-hour fire partitions and each individual sleeping unit has an exit directly to a public way, egress court or yard.

2. Manual fire alarm boxes are not required throughout the building when the following conditions are met:

- 2.1. The building is equipped throughout with an automatic sprinkler system installed in accordance with Section 903.3.1.1 or 903.3.1.2;
- 2.2. The notification appliances will activate upon sprinkler water flow; and
- 2.3. At least one manual fire alarm box is installed at an approved location.

907.2.8.2 Automatic smoke detection system. An automatic smoke detection system that activates the occupant notification system in accordance with Section 907.5 shall be installed throughout all interior corridors serving sleeping units.

Exception: An automatic smoke detection system is not required in buildings that do not have interior corridors serving sleeping units and where each sleeping unit has a means of egress door opening directly to an exit or to an exterior exit access that leads directly to an exit.

907.2.8.3 Smoke alarms. Single- and multiple-station smoke alarms shall be installed in accordance with Section 907.2.11.

907.2.9 Group R-2 and R-2.1. Fire alarm systems and smoke alarms shall be installed in Group R-2 occupancies as required in Sections 907.2.9.1 and 907.2.9.3.

907.2.9.1 Manual fire alarm system. A manual fire alarm system that activates the occupant notification system in accordance with Section 907.5 shall be installed in Group R-2 occupancies where:

1. Any dwelling unit or sleeping unit is located three or more stories above the lowest level of exit discharge;
2. Any dwelling unit or sleeping unit is located more than one story below the highest level of exit discharge of exits serving the dwelling unit or sleeping unit; or
3. The building contains more than 16 dwelling units or sleeping units.
4. *Congregate residences with more than 16 occupants.*

Exceptions:

1. A fire alarm system is not required in buildings not more than two stories in height where all dwelling units or sleeping units and contiguous attic and crawl spaces are separated from each other and public or common areas by at least 1-hour fire partitions and each dwelling unit or sleeping unit has an exit directly to a public way, egress court or yard.

2. Manual fire alarm boxes are not required where the building is equipped throughout with an automatic sprinkler system installed in accordance with Section 903.3.1.1 or 903.3.1.2 and the occupant notification appliances will automatically activate throughout the notification zones upon a sprinkler water flow.

3. A fire alarm system is not required in buildings that do not have interior corridors serving dwelling units and are protected by an approved automatic sprinkler system installed in accordance with Section 903.3.1.1 or 903.3.1.2, provided that dwelling units either have a means of egress door opening directly to an exterior exit access that leads directly to the exits or are served by open-ended corridors designed in accordance with Section 1026.6, Exception 4.

907.2.9.2 Smoke alarms. Single- and multiple-station smoke alarms shall be installed in accordance with Section 907.2.11.

907.2.9.3 Group R-2 college and university buildings. An automatic smoke detection system that activates the occupant notification system in accordance with Section 907.5 shall be installed in Group R-2 college and university buildings in the following locations:

1. Common spaces outside of dwelling units and sleeping units.
2. Laundry rooms, mechanical equipment rooms, and storage rooms.
3. All interior corridors serving sleeping units or dwelling units.

Required smoke alarms in dwelling units and sleeping units in Group R-2 college and university buildings shall be interconnected with the fire alarm system in accordance with NFPA 72.

Exception: An automatic smoke detection system is not required in buildings that do not have interior corridors serving sleeping units or dwelling units and where each sleeping unit or dwelling unit either has a means of egress door opening directly to an exterior exit access that leads directly to an exit or a means of egress door opening directly to an exit.

907.2.9.4 Licensed Group R-2.1 occupancies. *Licensed Group R-2.1 occupancies housing more than six nonambulatory, elderly clients shall be provided with an approved manual and automatic fire alarm system.*

Exceptions: *Buildings housing nonambulatory clients on the first story only and which are protected throughout by the following:*

1. *An approved and supervised automatic sprinkler system, as specified in Sections 903.3.1.1*

or 903.3.1.2, which upon activation will initiate the fire alarm system to notify all occupants.

2. A manual fire alarm system.
3. Smoke alarms required by Section 907.2.11.

907.2.10 Group R-4. Fire alarm systems and smoke alarms shall be installed in Group R-4 occupancies as required in Sections 907.2.10.1 through 907.2.10.3.

907.2.10.1 Manual fire alarm system. A manual fire alarm system that activates the occupant notification system in accordance with Section 907.5 shall be installed in Group R-4 occupancies.

Exceptions:

1. A manual fire alarm system is not required in buildings not more than two stories in height where all individual sleeping units and contiguous attic and crawl spaces to those units are separated from each other and public or common areas by at least 1-hour fire partitions and each individual sleeping unit has an exit directly to a public way, egress court or yard.
2. Manual fire alarm boxes are not required throughout the building when the following conditions are met:
 - 2.1. The building is equipped throughout with an automatic sprinkler system installed in accordance with Section 903.3.1.1 or 903.3.1.2;
 - 2.2. The notification appliances will activate upon sprinkler water flow; and
 - 2.3. At least one manual fire alarm box is installed at an approved location.
3. Manual fire alarm boxes in resident or patient sleeping areas shall not be required at exits where located at all nurses' control stations or other constantly attended staff locations, provided such stations are visible and continuously accessible and that travel distances required in Section 907.4.2.1 are not exceeded.

907.2.10.2 Automatic smoke detection system. An automatic smoke detection system that activates the occupant notification system in accordance with Section 907.5 shall be installed in corridors, waiting areas open to corridors and habitable spaces other than sleeping units and kitchens.

Exceptions:

1. Smoke detection in habitable spaces is not required where the facility is equipped throughout with an automatic sprinkler system installed in accordance with Section 903.3.1.1.
2. An automatic smoke detection system is not required in buildings that do not have interior

corridors serving sleeping units and where each sleeping unit has a means of egress door opening directly to an exit or to an exterior exit access that leads directly to an exit.

907.2.10.3 Smoke alarms. Single- and multiple-station smoke alarms shall be installed in accordance with Section 907.2.11.

907.2.11 Single- and multiple-station smoke alarms. Listed single- and multiple-station smoke alarms complying with UL 217 shall be installed in accordance with Sections 907.2.11.1 through 907.2.11.4 and NFPA 72.

Exception: For Group R occupancies. A fire alarm system with smoke detectors located in accordance with this section may be installed in lieu of smoke alarms. Upon actuation of the detector, only those notification appliances in the dwelling unit or guest room where the detector is actuated shall activate.

907.2.11.1 Group R-1. Single- or multiple-station smoke alarms shall be installed in all of the following locations in Group R-1:

1. In sleeping areas.
2. In every room in the path of the means of egress from the sleeping area to the door leading from the sleeping unit.
3. In each story within the sleeping unit, including basements. For sleeping units with split levels and without an intervening door between the adjacent levels, a smoke alarm installed on the upper level shall suffice for the adjacent lower level provided that the lower level is less than one full story below the upper level.

See Section 907.2.11.5 for specific location requirements.

907.2.11.2 Groups R-2, R-2.1, R-3, R-3.1 and R-4. Single- or multiple-station smoke alarms shall be installed and maintained in Groups R-2, R-2.1, R-3, R-3.1 and R-4 regardless of occupant load at all of the following locations:

1. On the ceiling or wall outside of each separate sleeping area in the immediate vicinity of bedrooms.
2. In each room used for sleeping purposes.

Exception: Single- or multiple-station smoke alarms in Group I-1 shall not be required where smoke detectors are provided in the sleeping rooms as part of an automatic smoke detection system.

3. In each story within a dwelling unit, including basements but not including crawl spaces and uninhabitable attics. In dwellings or dwelling units with split levels and without an intervening door between the adjacent levels, a smoke alarm installed on the upper level shall suffice for the adjacent lower level provided that the lower level is less than one full story below the upper level.

4. In a Group R-3.1 occupancies, in addition to the above, smoke alarms shall be provided throughout the habitable areas of the dwelling unit except kitchens.

See Section 907.2.11.5 for specific location requirements.

907.2.11.2.1 Group I-4 occupancies. Large family day-care homes shall be equipped with State Fire Marshal approved and listed single station residential type smoke alarms.

907.2.11.2.2 Group R-3.1 In all facilities housing a bedridden client, smoke alarms shall receive their primary power from the building wiring when such wiring is served from a commercial source and shall be equipped with a battery backup. Smoke alarms shall be electrically interconnected so as to cause all smoke alarms to sound a distinctive alarm signal upon actuation of any single smoke alarm. Such alarm signal shall be audible throughout the facility at a minimal level of 15 db above ambient noise level. These devices need not be interconnected to any other fire alarm device, have a control panel, or be electronically supervised or provided with emergency power.

907.2.11.2.3 Smoke alarms. Smoke alarms shall be tested and maintained in accordance with the manufacturer's instructions. Smoke alarms that no longer function shall be replaced. Smoke alarms installed in one- and two-family dwellings shall be replaced after 10 years from the date of manufacture marked on the unit, or if the date of manufacture cannot be determined.

907.2.11.2.4 Conventional ionization smoke alarms. Conventional ionization smoke alarms that are solely battery powered shall be equipped with a ten year battery and have a silence feature.

A conventional ionization smoke alarm, for the purposes of this section, is a smoke alarm listed as complying with ANSI/UL 217, in which the only sensing element is an ionization sensor. The output signal from the ionization sensor must exceed a factory-set alarm threshold, without the use discriminating algorithms, to determine when an alarm signal is warranted.

907.2.11.3 Interconnection. Where more than one smoke alarm is required to be installed within an individual dwelling unit or sleeping unit in Group R occupancies, the smoke alarms shall be interconnected in such a manner that the activation of one alarm will activate all of the alarms in the individual unit. Physical interconnection of smoke alarms shall not be required where listed wireless alarms are installed and all alarms sound upon activation of one alarm. The alarm shall be clearly audible in all bedrooms over background noise levels with all intervening doors closed.

907.2.11.4 Power source. In new construction and in newly classified Group R-3.1 occupancies, required

smoke alarms shall receive their primary power from the building wiring where such wiring is served from a commercial source and shall be equipped with a battery backup. Smoke alarms with integral strobes that are not equipped with battery back-up shall be connected to an emergency electrical system. Smoke alarms shall emit a signal when the batteries are low. Wiring shall be permanent and without a disconnecting switch other than as required for overcurrent protection.

Exception: Smoke alarms are not required to be equipped with battery backup where they are connected to an emergency electrical system.

907.2.11.5 Specific location requirements.

Extract from NFPA 72 Section 29.8.3.4 Specific Location Requirements*.

This extract has been provided by NFPA as amended by the Office of the State Fire Marshal and adopted by reference as follows:

29.8.3.4 Specific Location Requirements. The installation of smoke alarms and smoke detectors shall comply with the following requirements:

- (1) Smoke alarms and smoke detectors shall not be located where ambient conditions, including humidity and temperature, are outside the limits specified by the manufacturer's published instructions.
- (2) Smoke alarms and smoke detectors shall not be located within unfinished attics or garages or in other spaces where temperatures can fall below 40°F (4°C) or exceed 100°F (38°C).
- (3) Where the mounting surface could become considerably warmer or cooler than the room, such as a poorly insulated ceiling below an unfinished attic or an exterior wall, smoke alarms and smoke detectors shall be mounted on an inside wall.
- (4) Smoke alarms or smoke detectors shall be installed a minimum of 20 feet horizontal distance from a permanently installed cooking appliance.

Exceptions:

1. Ionization smoke alarms with an alarm-silencing switch or Photoelectric smoke alarms shall be permitted to be installed 10 feet (3 m) or greater from a permanently installed cooking appliance.
2. Photoelectric smoke alarms shall be permitted to be installed greater than 6 feet (1.8 m) from a permanently installed cooking appliance where the kitchen or cooking area and adjacent spaces have no clear interior partitions and the 10-foot distances would prohibit the placement of a smoke alarm or smoke detector required by other sections of the code.
3. Smoke alarms listed for use in close proximity to a permanently installed cooking appliance.
- (5) Installation near bathrooms. Smoke alarms shall be installed not less than a 3-foot (0.91 m) horizontal dis-

tance from the door or opening of a bathroom that contains a bathtub or shower unless this would prevent placement of a smoke alarm required by other sections of the code.

(6) Smoke alarms and smoke detectors shall not be installed within a 36 in. (910 mm) horizontal path from the supply registers of a forced air heating or cooling system and shall be installed outside of the direct airflow from those registers.

(7) Smoke alarms and smoke detectors shall not be installed within a 36 in. (910 mm) horizontal path from the tip of the blade of a ceiling-suspended (paddle) fan.

(8) Where stairs lead to other occupied levels, a smoke alarm or smoke detector shall be located so that smoke rising in the stairway cannot be prevented from reaching the smoke alarm or smoke detector by an intervening door or obstruction.

(9) For stairways leading up from a basement, smoke alarms or smoke detectors shall be located on the basement ceiling near the entry to the stairs.

(10) For tray-shaped ceilings (coffered ceilings), smoke alarms and smoke detectors shall be installed on the highest portion of the ceiling or on the sloped portion of the ceiling within 12 in. (300 mm) vertically down from the highest point.

(11) Smoke alarms and detectors installed in rooms with joists or beams shall comply with the requirements of 17.7.3.2.4.

(12) Heat alarms and detectors installed in rooms with joists or beams shall comply with the requirements of 17.6.3.

**For additional requirements or clarification, see NFPA 72.*

907.2.12 Special amusement buildings. An automatic smoke detection system shall be provided in special amusement buildings in accordance with Sections 907.2.12.1 through 907.2.12.3.

907.2.12.1 Alarm. Activation of any single smoke detector, the automatic sprinkler system or any other automatic fire detection device shall immediately activate an audible and visible alarm at the building at a constantly attended location from which emergency action can be initiated, including the capability of manual initiation of requirements in Section 907.2.12.2.

907.2.12.2 System response. The activation of two or more smoke detectors, a single smoke detector equipped with an alarm verification feature, the automatic sprinkler system or other approved fire detection device shall automatically:

1. Cause illumination of the means of egress with light of not less than 1 footcandle (11 lux) at the walking surface level;
2. Stop any conflicting or confusing sounds and visual distractions;

3. Activate an approved directional exit marking that will become apparent in an emergency; and
4. Activate a prerecorded message, audible throughout the special amusement building, instructing patrons to proceed to the nearest exit. Alarm signals used in conjunction with the prerecorded message shall produce a sound which is distinctive from other sounds used during normal operation.

907.2.12.3 Emergency voice/alarm communication system. An emergency voice/alarm communication system, which is also allowed to serve as a public address system, shall be installed in accordance with Section 907.5.2.2 and be audible throughout the entire special amusement building.

907.2.13 High-rise buildings and Group I-2 occupancies having occupied floors located more than 75 feet above the lowest level of fire department vehicle access. High-rise buildings and Group I-2 occupancies having occupied floors located more than 75 feet above the lowest level of fire department vehicle access shall be provided with an automatic smoke detection system in accordance with Section 907.2.13.1, a fire department communication system in accordance with Section 907.2.13.2 and an emergency voice/alarm communication system in accordance with Section 907.6.2.2.

Exceptions:

1. Airport traffic control towers in accordance with Section 907.2.22 and Section 412 of the *California Building Code*.
2. Open parking garages in accordance with Section 406.5 of the *California Building Code*.
3. Buildings with an occupancy in Group A-5 in accordance with Section 303.1 of the *California Building Code*.
4. Low-hazard special occupancies in accordance with Section 503.1.1 of the *California Building Code*.
5. In Group I-2 and R-2.1 occupancies, the alarm shall sound at a constantly attended location and occupant notification shall be broadcast by the emergency voice/alarm communication system.

907.2.13.1 Automatic smoke detection. Automatic smoke detection in high-rise buildings and Group I-2 occupancies having occupied floors located more than 75 feet above the lowest level of fire department vehicle access shall be in accordance with Sections 907.2.13.1.1 and 907.2.13.1.2.

907.2.13.1.1 Area smoke detection. Area smoke detectors shall be provided in accordance with this section. Smoke detectors shall be connected to an automatic fire alarm system. The activation of any detector required by this section shall activate the emergency voice/alarm communication system in accordance with Section 907.5.2.2. In addition to

smoke detectors required by Sections 907.2.1 through 907.2.10, smoke detectors shall be located as follows:

1. In each mechanical equipment, electrical, transformer, telephone equipment or similar room which is not provided with sprinkler protection.
2. In each elevator machine room and in elevator lobbies.

[M] 907.2.13.1.2 Duct smoke detection. *Smoke detectors listed for use in air duct systems shall be provided in accordance with this section and the California Mechanical Code. The activation of any detector required by this section shall initiate a visible and audible supervisory signal at a constantly attended location.* Duct smoke detectors complying with Section 907.3.1 shall be located as follows:

1. In the main return air and exhaust air plenum of each air-conditioning system having a capacity greater than 2,000 cubic feet per minute (cfm) (0.94 m³/s). Such detectors shall be located in a serviceable area downstream of the last duct inlet.
2. At each connection to a vertical duct or riser serving two or more stories from a return air duct or plenum of an air-conditioning system. In Group R-1 and R-2 occupancies, a smoke detector is allowed to be used in each return air riser carrying not more than 5,000 cfm (2.4 m³/s) and serving not more than 10 air-inlet openings.

907.2.13.2 Fire department communication system.

Where a wired communication system is approved in lieu of an emergency responder radio coverage system in accordance with Section 510, the wired fire department communication system shall be designed and installed in accordance with NFPA 72 and shall operate between a fire command center complying with Section 508, elevators, elevator lobbies, emergency and standby power rooms, fire pump rooms, areas of refuge and inside enclosed exit stairways. The fire department communication device shall be provided at each floor level within the enclosed exit stairway.

907.2.14 Atriums connecting more than two stories. A fire alarm system shall be installed in occupancies with an atrium that connects more than two stories, with smoke detection installed throughout the atrium. The system shall be activated in accordance with Section 907.5. Such occupancies in Group A, E or M shall be provided with an emergency voice/alarm communication system complying with the requirements of Section 907.5.2.2.

907.2.15 High-piled combustibile storage areas. An automatic smoke detection system shall be installed throughout high-piled combustibile storage areas where required by Section 3206.5.

907.2.16 Aerosol storage uses. Aerosol storage rooms and general-purpose warehouses containing aerosols shall

be provided with an approved manual fire alarm system where required by this code.

907.2.17 Lumber, wood structural panel and veneer mills. Lumber, wood structural panel and veneer mills shall be provided with a manual fire alarm system.

907.2.18 Underground buildings with smoke control systems. Where a smoke control system is installed in an underground building in accordance with the *California Building Code*, automatic smoke detectors shall be provided in accordance with Section 907.2.18.1.

907.2.18.1 Smoke detectors. A minimum of one smoke detector listed for the intended purpose shall be installed in the following areas:

1. Mechanical equipment, electrical, transformer, telephone equipment, elevator machine or similar rooms.
2. Elevator lobbies.
3. The main return and exhaust air plenum of each air-conditioning system serving more than one story and located in a serviceable area downstream of the last duct inlet.
4. Each connection to a vertical duct or riser serving two or more floors from return air ducts or plenums of heating, ventilating and air-conditioning systems, except that in Group R occupancies, a listed smoke detector is allowed to be used in each return air riser carrying not more than 5,000 cfm (2.4 m³/s) and serving not more than 10 air inlet openings.

907.2.18.2 Alarm required. Activation of the smoke control system shall activate an audible alarm at a constantly attended location.

907.2.19 Deep underground buildings. Where the lowest level of a structure is more than 60 feet (18 288 mm) below the finished floor of the lowest level of exit discharge, the structure shall be equipped throughout with a manual fire alarm system, including an emergency voice/alarm communication system installed in accordance with Section 907.5.2.2.

907.2.20 Covered and open mall buildings. Where the total floor area exceeds 50,000 square feet (4645 m²) within either a covered mall building or within the perimeter line of an open mall building, an emergency voice/alarm communication system shall be provided. Emergency voice/alarm communication systems serving a mall, required or otherwise, shall be accessible to the fire department. The system shall be provided in accordance with Section 907.5.2.2.

907.2.21 Residential aircraft hangars. A minimum of one single-station smoke alarm shall be installed within a residential aircraft hangar as defined in the *California Building Code* and shall be interconnected into the residential smoke alarm or other sounding device to provide an alarm that will be audible in all sleeping areas of the dwelling.

907.2.22 Airport traffic control towers. An automatic smoke detection system that activates the occupant notification system in accordance with Section 907.5 shall be provided in airport control towers in all occupiable and equipment spaces.

Exception: Audible appliances shall not be installed within the control tower cab.

907.2.23 Battery rooms. An automatic smoke detection system shall be installed in areas containing stationary storage battery systems with a liquid capacity of more than 50 gallons (189 L).

907.2.24 Motion Picture and Television Production Studio Sound Stages and Approved Production Facilities

907.2.24.1 Sound Stages—Solid-ceiling Sets and Platforms. Where required by Chapter 48, all interior solid-ceiling sets over 600 square feet (55.7 m²) in area, and platforms (when provided) over 600 square feet (55.7 m²) in area and which exceed 3 feet (914 mm) in height shall be protected by an approved heat detector system. Heat detectors shall be spaced 30 feet (9144 mm) on center or as required by the manufacturer's installation instructions. The fire alarm system shall be connected to an approved supervising station in accordance with Section 907.7.5 or a local alarm which will give an audible signal at a constantly attended location.

907.2.24.2 Production Locations—Solid-Ceiling Sets and Platforms. Where required by Chapter 48 in buildings with existing fire protection systems and where production intends to construct solid-ceiling sets over 600 square feet (55.7 m²) in area, and platforms over 600 square feet (55.7 m²) in area and which exceed 3 feet (914 mm) in height shall be protected by the following:

1. An approved heat detector system. Heat detectors shall be spaced 30 feet (9144 mm) on center or as required by the manufacturer's installation instructions. The fire alarm system shall be connected to an approved supervising station in accordance with Section 907.7.5 or a local alarm which will give an audible signal at a constantly attended location.

907.2.24.3 Fire alarm control units. Fire alarm control units shall be California State Fire Marshal listed and shall be utilized in accordance with their listing. Control units are permitted to be temporarily supported by sets, platforms or pedestals.

907.2.24.4 Heat detectors.

907.2.24.4.1 Heat detection required by this section shall be defined as a portable system as it is intended to be reinstalled when platforms or sets are changed.

907.2.24.4.2 Heat detectors shall be secured to standard outlet boxes and are allowed to be temporarily supported by sets, platforms or pedestals.

907.2.24.4.3 Heat detectors shall be provided for solid-ceiling sets and platforms where required by Section 4805.3 and 4811.14.

907.2.25 Group C occupancies (Organized Camps).

907.2.25.1 General. Every building and structure used or intended for sleeping purposes shall be provided with an automatic smoke-detection system.

Exception:

1. Buildings and structures in existence and in operation prior to January 1, 1985.
2. Tents, tent structures and buildings and structures that do not exceed 25 feet (7620 mm) in any lateral dimensions and where such building or structure is not more than one story.

907.2.25.2 Camp fire alarm. Every organized camp shall provide and maintain audible appliances or devices suitable for sounding a fire alarm. Such audible appliances or devices may be of any type acceptable to the enforcing agency, provided they are distinctive in tone from all other signaling devices or systems and shall be audible throughout the camp premises. When an automatic fire alarm system is provided, as required by Section 440.6.6 of the California Building Code, all audible appliances required by this section shall be of the same type as that used in the automatic system.

[California Code of Regulations, Title 19, Division 1, §3.12] Fire Alarm.

Every organized camp shall provide and maintain an audible appliance or audible appliances suitable for sounding a fire alarm. Such audible appliance or audible appliances may be of any type acceptable to the enforcing agency provided they are distinctive in tone from all other signaling devices or systems and shall be audible throughout the camp premises.

When an automatic fire alarm system is provided, all audible appliances and fire alarm signals as required by this section shall be of the same type as that used in the automatic system.

907.2.26 Fixed Guideway Transits Systems Fire Alarm and Communication Systems.

907.2.26.1 General. Every fixed guideway transit station shall be provided with an approved emergency voice/alarm communication system in accordance with NFPA 72. The emergency voice/alarm communication system shall be designed and installed so that damage to any one speaker will not render any paging zone of the system inoperative.

Exception: Open stations.

907.2.26.2 System components. Each station fire alarm system shall consist of:

1. Fire alarm control unit at a location as permitted by the enforcing agency.
2. An alarm annunciator(s). The annunciator(s) shall be located at a point acceptable to the enforcing agency. The annunciator(s) shall indi-

cate the type of device and general location of alarm. All alarm, supervisory and trouble signals shall be transmitted to the local annunciator(s) and the operations control center.

3. Manual fire alarm boxes shall be provided throughout passenger platforms and stations.

Exception: Two-way emergency communication reporting devices (emergency telephones) are allowed to be used in lieu of manual fire alarm boxes, as permitted by the enforcing agency. Such devices shall provide two-way communication between the operations control center and each device. Such devices shall be located as required for manual fire alarm boxes, and shall be distinctly identified by signs, coloring, or other means acceptable to the enforcing agency.

4. Automatic smoke detectors in all ancillary spaces.

Exceptions:

1. Ancillary spaces protected by an approved fixed automatic extinguishing system; or
2. Ancillary spaces protected by quick-response sprinklers.
5. Automatic control of exiting components.

907.2.26.3 Emergency voice/alarm communication system. Each station shall be provided with a an emergency voice/alarm communication system capable of transmitting voice, recorded or electronically generated textual messages to all areas of the station. The system(s) shall be configured such that the messages can be initiated from either the Emergency Management Panel (EMP) or the operations control center.

907.2.26.4 Emergency telephones. A dedicated two-way emergency communication phone system designed and installed in accordance with NFPA 72 shall be provided in all underground stations to facilitate direct communications for emergency response between remote locations and the EMP.

907.2.26.4.1 Remote emergency phones shall be located at ends of station platforms, each hose outlet connection and station valve rooms.

907.2.26.4.2 Provisions shall be made in the design of this two-way emergency communication phone system for extensions of the system to the next passenger station or guideway portal.

907.2.27 Winery caves. An approved manual fire alarm system conforming to the provisions of Section 907.2 shall be provided in all Type 3 winery caves.

907.2.28 Group L. A manual fire alarm system shall be installed throughout buildings containing Group L occupancy. When Group L occupancies are located in mixed use buildings, at least one manual fire alarm shall be located in the Group L occupancy.

907.2.28.1 Group L occupancies located above the 10th story. Manual fire alarm boxes shall be required

on each side of the 2-hour fire-smoke barrier and at each exit above the 10th story.

907.2.29 Public school state-funded construction projects for kindergarten through 12th grade — automatic fire alarm system requirements.

907.2.29.1 New public school campus. An automatic fire alarm system shall be provided in all occupancies. The provisions of this section shall apply to any public school project consisting of one or more buildings on a new school campus and receiving state funds pursuant to Leroy F. Greene School Facilities Act of 1998, California Education Code, Sections 17070.10 through 17079. For purposes of this section, new campus refers to a school site, where an application for construction of original buildings was made to the Division of the State Architect (DSA) on or after July 1, 2002.

Exceptions:

1. A relocatable building that is sited with the intent that it be at the site for less than three years and is sited upon a temporary foundation in a manner that is designed to permit easy removal. Also see CCR, Title 24, Part 1, California Administrative Code, Section 4-314 for definition of relocatable building.
2. Detached buildings designed and used for noninstructional purposes that meet the applicable requirements for that occupancy. Buildings would include, but not be limited to:

- Concession stand.
- Press box.
- Restroom facilities.
- Shade structure.
- Snack bar.
- Storage building.
- Ticket booth.

907.2.29.2 New building on an existing public school campus. An automatic fire alarm system shall be provided in all occupancies. The provisions of this section shall apply to any public school project construction of a new building on an existing campus and receiving state funds pursuant to Leroy F. Green, School Facilities Act of 1998, California Education Code sections 17070.10 through 17079. For purposes of this section, an existing campus refers to a school site, where an application for construction of original buildings was made to DSA prior to July 1, 2002.

Exceptions:

1. A construction project that has an estimated total cost of less than \$200,000.
2. A relocatable building that is sited with the intent that it be at the site for less than three years and is sited upon a temporary foundation in a manner that is designed to permit easy removal. See California Administrative Code, Section 4-314 for definition of relocatable building.

3. *Detached buildings designed and used for noninstructional purposes that meet the applicable requirements for that occupancy. Buildings would include, but not be limited to:*

*Concession stand.
Press box.
Restroom facilities.
Shade structure.
Snack bar.
Storage building.
Ticket booth.*

907.2.29.3 Alterations to existing buildings on an existing public school campus. *An automatic fire alarm system shall be provided for all portions within the scope of an alteration project. The provisions of this section shall apply to any public school project on an existing campus and receiving state funds pursuant to Leroy F. Green, School Facilities Act of 1998, California Education Code, Sections 17070.10 through 17079. For purposes of this section, an existing campus refers to a school site, where an application for construction of original buildings was made to DSA prior to July 1, 2002.*

Exceptions:

1. *A construction project that has an estimated total cost of less than \$200,000.*
2. *A relocatable building that is sited with the intent that it be at the site for less than three years and is sited upon a temporary foundation in a manner that is designed to permit easy removal. See California Administrative Code, Section 4-314 for definition of relocatable building.*
3. *Detached buildings designed and used for noninstructional purposes that meet the applicable requirements for that occupancy. Buildings would include, but not be limited to:*

*Concession stand.
Press box.
Restroom facilities.
Shade structure.
Snack bar.
Storage building.
Ticket booth.*

907.3 Fire safety functions. Automatic fire detectors utilized for the purpose of performing fire safety functions shall be connected to the building's fire alarm control unit where a fire alarm system installed. Detectors shall, upon actuation, perform the intended function and activate the alarm notification appliances or activate a visible and audible supervisory signal at a constantly attended location. In buildings not equipped with a fire alarm system, the automatic fire detector shall be powered by normal electrical service and, upon actuation, perform the intended function. The detectors shall be located in accordance with NFPA 72.

907.3.1 Duct smoke detectors. Smoke detectors installed in ducts shall be listed for the air velocity, temperature and

humidity present in the duct. Duct smoke detectors shall be connected to the building's fire alarm control unit when a fire alarm system is installed. Activation of a duct smoke detector shall initiate a visible and audible supervisory signal at a constantly attended location and shall perform the intended fire safety function in accordance with this code and the *California Mechanical Code*. Duct smoke detectors shall not be used as a substitute for required open area detection.

Exceptions:

1. The supervisory signal at a constantly attended location is not required where duct smoke detectors activate the building's alarm notification appliances.
2. In occupancies not required to be equipped with a fire alarm system, actuation of a smoke detector shall activate a visible and an audible signal in an approved location. Smoke detector trouble conditions shall activate a visible or audible signal in an approved location and shall be identified as air duct detector trouble.

907.3.2 Delayed egress locks. Where delayed egress locks or devices are installed on means of egress doors in accordance with Section 1008.1.9.7, an automatic smoke detection system shall be installed as required by this section and Section 1008.1.9.7.

907.3.2.1 *In other than Group I, Group R-2.1 and Group R-4, occupancies for single-story building smoke detectors shall be installed at ceilings throughout all occupied areas and mechanical/electrical spaces. For multiple-story buildings, smoke detectors shall be installed throughout all occupied areas and mechanical/electrical spaces for the story where delayed egress devices are installed. Additional detectors are required on adjacent stories where occupants of those stories utilize the same means of egress.*

Exception: *Refer to Section 907.3.2.4 for Group A courthouse occupancies.*

907.3.2.2 For Group I and R-2.1 occupancies. *Smoke detectors shall be installed at ceilings throughout all occupied areas and mechanical/electrical spaces of smoke-compartments where delayed egress devices are installed. Additional detectors are required in adjacent smoke-compartments where occupants of those compartments utilize the same means of egress.*

907.3.2.3 For Group R-4 occupancies. *For Group R-4 occupancies licensed as residential care facilities for the elderly, and housing clients with Alzheimer's disease or dementia, smoke detectors shall be installed at ceilings throughout all occupiable rooms and areas and mechanical/electrical rooms and spaces.*

907.3.3 Elevator emergency operation. Automatic fire detectors installed for elevator emergency operation shall be installed in accordance with the provisions of *California Code of Regulations, Title 8, Division 1, Chapter 4, Subchapter 6, Elevator Safety Orders* and NFPA 72.

907.3.4 Wiring. The wiring to the auxiliary devices and equipment used to accomplish the above fire safety functions shall be monitored for integrity in accordance with NFPA 72.

907.4 Initiating devices. Where manual or automatic alarm initiation is required as part of a fire alarm system, the initiating devices shall be installed in accordance with Sections 907.4.1 through 907.4.3.1.

907.4.1 Protection of fire alarm control unit. In areas that are not continuously occupied, a single smoke detector shall be provided at the location of each fire alarm control unit, notification appliance circuit power extenders and supervising station transmitting equipment.

Exception: Where ambient conditions prohibit installation of smoke detector, a *heat detector* shall be permitted.

907.4.2 Manual fire alarm boxes. Where a manual fire alarm system is required by another section of this code, it shall be activated by fire alarm boxes installed in accordance with Sections 907.4.2.1 through 907.4.2.6.

907.4.2.1 Location. Manual fire alarm boxes shall be located not more than 5 feet (1524 mm) from the entrance to each *exit*. Additional manual fire alarm boxes shall be located so that travel distance to the nearest box does not exceed 200 feet (60 960 mm).

Exception: *When individual dwelling units are served by a single exit stairway, additional boxes at other than the ground floor may be omitted.*

907.4.2.2 Height. The height of the manual fire alarm boxes shall be a minimum of 42 inches (1067 mm) and a maximum of 48 inches (1372 mm) measured vertically, from the floor level to the activating handle or lever of the box.

907.4.2.3 Color. Manual fire alarm boxes shall be red in color.

907.4.2.4 Signs. Where fire alarm systems are not monitored by a supervising station, an approved permanent sign shall be installed adjacent to each manual fire alarm box that reads: WHEN ALARM SOUNDS—CALL FIRE DEPARTMENT.

Exception: Where the manufacturer has permanently provided this information on the manual fire alarm box.

907.4.2.5 Protective covers. The fire code official is authorized to require the installation of listed manual fire alarm box protective covers to prevent malicious false alarms or to provide the manual fire alarm box with protection from physical damage. The protective cover shall be transparent or red in color with a transparent face to permit visibility of the manual fire alarm box. Each cover shall include proper operating instructions. A protective cover that emits a local alarm signal shall not be installed unless approved. Protective covers shall not project more than that permitted by Section 1003.3.3.

907.4.2.6 Unobstructed and unobscured. Manual fire alarm boxes shall be accessible, unobstructed, unobscured and visible at all times.

907.4.2.7 Operation. *Manual fire alarm boxes shall be operable with one hand including boxes with protective covers.*

907.4.3 Automatic smoke detection. Where an automatic smoke detection system is required it shall utilize smoke detectors unless ambient conditions prohibit such an installation. In spaces where smoke detectors cannot be utilized due to ambient conditions, approved automatic heat detectors shall be permitted.

907.4.3.1 Automatic sprinkler system. For conditions other than specific fire safety functions noted in Section 907.3, in areas where ambient conditions prohibit the installation of smoke detectors, an automatic sprinkler system installed in such areas in accordance with Section 903.3.1.1 or 903.3.1.2 and that is connected to the fire alarm system shall be approved as automatic heat detection.

907.5 Occupant notification systems. A fire alarm system shall annunciate at the fire alarm control unit and shall initiate occupant notification upon activation, in accordance with Sections 907.5.1 through 907.5.2.3.4. Where a fire alarm system is required by another section of this code, it shall be activated by:

1. Automatic fire detectors.
2. Automatic sprinkler system waterflow devices.
3. Manual fire alarm boxes.
4. Automatic fire-extinguishing systems.

Exception: Where notification systems are allowed elsewhere in Section 907 to annunciate at a constantly attended location.

907.5.1 Presignal feature. A presignal feature shall not be installed unless approved by the fire code official and the fire department. Where a presignal feature is provided, a signal shall be annunciated at a constantly attended location approved by the fire department, in order that occupant notification can be activated in the event of fire or other emergency.

907.5.2 Alarm notification appliances. Alarm notification appliances shall be provided and shall be listed for their purpose.

907.5.2.1 Audible alarms. Audible alarm notification appliances shall be provided and emit a distinctive sound that is not to be used for any purpose other than that of a fire alarm. *In Group I-2 occupancies, audible appliances located in patient areas shall be only chimes or similar sounding appliances for alerting staff. See Section 907.6.5.*

Exceptions:

1. Visible alarm notification appliances shall be allowed in lieu of audible alarm notification appliances in *patient* areas of Group I-2 occupancies.

2. Where provided, audible notification appliances located in each occupant evacuation elevator lobby in accordance with Section 3008.10.1 of the *California Building Code* shall be connected to a separate notification zone for manual paging only.

907.5.2.1.1 Average sound pressure. The audible alarm notification appliances shall provide a sound pressure level of 15 decibels (dBA) above the average ambient sound level or 5 dBA above the maximum sound level having a duration of at least 60 seconds, whichever is greater, in every occupiable space within the building.

907.5.2.1.2 Maximum sound pressure. The maximum sound pressure level for audible alarm notification appliances shall be 110 dBA at the minimum hearing distance from the audible appliance. Where the average ambient noise is greater than 95 dBA, visible alarm notification appliances shall be provided in accordance with NFPA 72 and audible alarm notification appliances shall not be required.

907.5.2.1.3 Audible alarm signal. *The audible signal shall be the standard fire alarm evacuation signal, ANSI S34.1 Audible Emergency Evacuation Signal, "three pulse temporal pattern," as described in NFPA 72.*

Exception: *The use of the existing evacuation signaling scheme shall be permitted where approved by the enforcing agency.*

907.5.2.2 Emergency voice/alarm communication systems. Emergency voice/alarm communication systems required by this code shall be designed and installed in accordance with NFPA 72. The operation of any automatic fire detector, sprinkler waterflow device or manual fire alarm box shall automatically sound an alert tone followed by voice instructions giving approved information and directions for a general or staged evacuation in accordance with the building's fire safety and evacuation plans required by Section 404. In high-rise buildings and Group I-2 occupancies having occupied floors located more than 75 feet above the lowest level of fire department vehicle access, the system shall operate on a minimum of the alarming floor, the floor above and the floor below. Speakers shall be provided throughout the building by paging zones. At a minimum, paging zones shall be provided as follows:

1. Elevator groups.
2. Exit stairways.
3. Each floor.
4. Areas of refuge as defined in Chapter 2.

Exception: In Group I-2 and R-2.1 occupancies, the alarm shall sound in a constantly attended area and a general occupant notification shall be broadcast over the overhead page.

907.5.2.2.1 Manual override. A manual override for emergency voice communication shall be provided on a selective and all-call basis for all paging zones.

907.5.2.2.2 Live voice messages. The emergency voice/alarm communication system shall also have the capability to broadcast live voice messages by paging zones on a selective and all-call basis.

907.5.2.2.3 Alternate uses. The emergency voice/alarm communication system shall be allowed to be used for other announcements, provided the manual fire alarm use takes precedence over any other use.

907.5.2.2.4 Emergency voice/alarm communication captions. Where stadiums, arenas and grandstands are required to caption audible public announcements in accordance with Section 1108.2.7.3 of the *California Building Code*, the emergency/voice alarm communication system shall also be captioned. Prerecorded or live emergency captions shall be from an approved location constantly attended by personnel trained to respond to an emergency.

907.5.2.2.5 Emergency power. Emergency voice/alarm communications systems shall be provided with an approved emergency power source.

907.5.2.3 Visible alarms. Visible alarm notification appliances shall be provided in accordance with Sections 907.5.2.3.1 through 907.5.2.3.5.

Exceptions:

1. In other than Group I-2 and I-2.1, visible alarm notification appliances are not required in alterations, except where an existing fire alarm system is upgraded or replaced, or a new fire alarm system is installed.
2. Visible alarm notification appliances shall not be required in enclosed exit stairways, exterior exit stairs and exterior exit ramps.
3. Visible alarm notification appliances shall not be required in elevator cars.

907.5.2.3.1 Public and common areas. Visible alarm notification appliances shall be provided in public use areas and common use areas including but not limited to:

1. Sanitary facilities including restrooms, bathrooms and shower rooms.
2. Corridors.
3. Music practice rooms.
4. Band rooms.
5. Gymnasiums.
6. Multipurpose rooms.
7. Occupational shops.
8. Occupied rooms where ambient noise impairs hearing of the fire alarm.
9. Lobbies.
10. Meeting rooms.
11. Classrooms.

907.5.2.3.2 Employee work areas. Where employee work areas have audible alarm coverage, the notification appliance circuits serving the employee work areas shall be initially designed with a minimum of 20-percent spare capacity to account for the potential of adding visible notification appliances in the future to accommodate hearing impaired employee(s).

907.5.2.3.3 Groups R-1 and R-2.1. Group R-1 and R-2.1 dwelling units or sleeping units in accordance with Table 907.5.2.3.3 shall be provided with a visible alarm notification appliance, activated by both the in-room smoke alarm and the building fire alarm system.

**TABLE 907.5.2.3.3
VISIBLE ALARMS**

NUMBER OF SLEEPING UNITS	SLEEPING ACCOMMODATIONS WITH VISIBLE ALARMS
6 to 25	2
26 to 50	4
51 to 75	7
76 to 100	9
101 to 150	12
151 to 200	14
201 to 300	17
301 to 400	20
401 to 500	22
501 to 1,000	5% of total
1,001 and over	50 plus 3 for each 100 over 1,000

[SFM] Also see Chapter 11B of the California Building Code.

907.5.2.3.4 Group R-2. In Group R-2 occupancies required by Section 907 to have a fire alarm system, all dwelling units and sleeping units shall be provided with the capability to support visible alarm notification appliances in accordance with NFPA 72. Such capability shall be permitted to include the potential for future interconnection of the building fire alarm system with the unit smoke alarms, replacement of audible appliances with combination audible/visible appliances, or future extension of the existing wiring from the unit smoke alarm locations to required locations for visible appliances.

907.5.2.3.5 Group R-2.1, R-3.1 and R-4. Protective social care facilities which house persons who are hearing impaired, shall be provided with notification appliances for the hearing impaired installed in accordance with NFPA 72 and which shall activate upon initiation of the fire alarm system or the smoke alarms.

907.5.2.4 Group E schools. One audible alarm notification appliance shall be mounted on the exterior of a building to alert occupants at each playground area.

907.5.2.5 Groups I-2 and I-2.1. Audible appliances shall be used in nonpatient areas. Visible appliances are allowed to be used in lieu of audible appliances in

patient occupied areas. Audible appliances located in patient areas shall be only chimes or similar sounding appliances for alerting staff.

In occupancies housing nonambulatory persons where restraint is practiced, staff and attendants shall be provided and housed or located in such a manner that such supervisory personnel will also be alerted upon activation of the fire alarm system or any detector required by this section.

907.6 Installation. A fire alarm system shall be installed in accordance with Sections 907.6.1 through 907.6.5.2 and NFPA 72.

907.6.1 Wiring. Wiring shall comply with the requirements of California Electrical Code and NFPA 72. Wireless protection systems utilizing radio-frequency transmitting devices shall comply with the special requirements for supervision of low-power wireless systems in NFPA 72.

907.6.1.1 High-rise buildings. Wiring for fire alarm signaling line circuits, initiating circuits and notification circuits in high-rise buildings shall be in accordance with the following:

1. Class A in accordance with NFPA 72.

Exception: Initiating circuits which serve only a single initiating device.

2. Enclosed in continuous metallic raceways in accordance with the California Electrical Code.

Exception: Metallic cable (MC) shall be permitted for fire alarm notification circuits where continuous metallic raceways are not required for survivability.

907.6.2 Power supply. The primary and secondary power supply for the fire alarm system shall be provided in accordance with NFPA 72.

Exception: Backup power for single-station and multiple-station smoke alarms as required in Section 907.2.11.4.

907.6.3 Zones. Fire alarm systems shall be divided into zones where required by this section. For the purposes of annunciation and notification, zoning shall be in accordance with the following:

1. Where the fire-protective signaling system serves more than one building, each building shall be considered as a separate zone.
2. Each floor of a building shall be considered as a separate zone.
3. Each section of floor of a building that is separated by fire walls or by horizontal exits shall be considered as a separate zone.
4. Each zone shall not exceed 22,500 square feet (2090 m²). The length of any zone shall not exceed 300 feet (91 440 mm) in any direction.

Exception: Automatic sprinkler system zones shall not exceed the area permitted by NFPA 13.

5. For Group I-3 occupancies each cell complex shall be considered a separate zone.
6. For Group H and L occupancies above the 10th story, each side of the 2-hour fire-smoke barrier shall be considered a separate zone.
7. Annunciation shall be further divided into zones where deemed necessary by the enforcing agency.

907.6.3.1 Annunciation. Alarm, supervisory and trouble signals shall be annunciated in the main control unit by means of an audible signal and a visual display in accordance with NFPA 72. Identification of the type of alarm and supervisory initiating devices, such as manual, automatic, sprinkler waterflow, sprinkler valve supervisory, fire-pump supervisory, etc., shall be separately indicated.

Exception: Group R-3 occupancies.

907.6.3.1.1 Annunciator panel. An annunciator panel complying with Section 907.7.3.1 and the associated controls shall be provided in an approved remote location where deemed necessary by the Enforcing Agency. The visual zone indication shall lock in until the system is reset and shall not be canceled by the operation of an audible alarm-silencing switch.

907.6.3.2 High-rise buildings. In high-rise buildings and Group I-2 occupancies having occupied floors located more than 75 feet above the lowest level of fire department vehicle access, a separate zone by floor shall be provided for all of the following types of alarm-initiating devices where provided:

1. Smoke detectors.
2. Sprinkler water-flow devices.
3. Manual fire alarm boxes.
4. Other approved types of automatic fire detection devices or suppression systems.

907.6.3.3 High-rise buildings zoning annunciator panel. In high-rise buildings, a zoning annunciator panel shall be provided in the Fire Command Center. This panel shall not be combined with the Firefighter Smoke Control Panel unless approved. Panel shall be in matrix format or an approved equivalent configuration. All indicators shall be based upon positive confirmation. The panel shall include the following features at a minimum:

1. Fire alarm initiating devices with individual annunciation per floor for manual fire alarm boxes, area smoke detectors, elevator lobby smoke detectors, duct smoke detectors, heat detectors, auxiliary alarms and sprinkler waterflow. (Red LED)
2. Sprinkler and standpipe system control valves per floor-supervisory. (Yellow LED)
3. Common fire alarm system trouble. (Yellow LED)

4. Annunciation Panel Power On. (Green LED)
5. Lamp test. (Push Button)

907.6.3.4 Notification zoning. Upon activation of initiating devices where occupant notification is required for evacuation, all notification zones shall operate simultaneously throughout the building.

Exceptions:

1. High-rise buildings as permitted in Section 907.2.12.2.
2. Hospitals and convalescent facilities with staff alerting notification appliances or emergency voice/alarm communication, zoning shall be in accordance with the approved fire plan.
3. Detention facilities.
4. Upon approval by the fire code official in buildings which are sprinklered throughout, specific notification zoning shall be permitted where the notification zones are separated by a minimum of a 2-hour fire barrier and 2-hour fire-resistive floor assembly. The system shall have the capability to activate all other notification zones by automatic and manual means.
5. Upon approval by the fire code official in buildings which are sprinklered throughout, specific notification zoning shall be permitted where the activated initiating device or fire extinguishing system is separated from any nonactive notification zones by a minimum of 300-foot horizontal distance. The system shall have the capability to activate all other notification zones by automatic and manual means.
6. Where a Group H or L occupancy is located above the 10th story, each side of the 2-hour fire-smoke barrier shall be considered a separate zone.

907.6.4 Access. Access shall be provided to each fire alarm device and notification appliance for periodic inspection, maintenance and testing.

907.6.5 Monitoring. Fire alarm systems required by this chapter or by the California Building Code shall be monitored by an approved supervising station in accordance with NFPA 72 and this section.

Exception: Supervisory service is not required for:

1. Single- and multiple-station smoke alarms required by Section 907.2.11.
2. Group I-3 occupancies shall be monitored in accordance with Section 907.2.6.3.4.
3. Automatic sprinkler systems in one- and two-family dwellings.

907.6.5.1 Automatic telephone-dialing devices. Automatic telephone-dialing devices used to transmit an emergency alarm shall not be connected to any fire department telephone number unless approved by the fire chief.

907.6.5.2 Termination of monitoring service. Termination of fire alarm monitoring services shall be in accordance with Section 901.9.

907.6.5.3 Group E schools. Fire alarm systems shall transmit the alarm, supervisory and trouble signals to an approved supervising station in accordance with NFPA 72. The supervising station shall be listed as either UUFX (Central Station) or UUIS (remote & proprietary) by the Underwriters Laboratory Inc. (UL) or other approved listing and testing laboratory or shall comply with the requirements of FM 3011.

907.7 Acceptance tests and completion. Upon completion of the installation, the fire alarm system and all fire alarm components shall be tested in accordance with NFPA 72.

907.7.1 Single- and multiple-station alarm devices. When the installation of the alarm devices is complete, each device and interconnecting wiring for multiple-station alarm devices shall be tested in accordance with the smoke alarm provisions of NFPA 72.

907.7.2 Record of completion. A record of completion in accordance with NFPA 72 verifying that the system has been installed and tested in accordance with the approved plans and specifications shall be provided.

907.7.3 Instructions. Operating, testing and maintenance instructions and record drawings ("as built") and equipment specifications shall be provided at an approved location.

907.8 Inspection, testing and maintenance. The maintenance and testing schedules and procedures for fire alarm and fire detection systems shall be in accordance with Sections 907.8.1 through 907.8.5 and NFPA 72.

907.8.1 Maintenance required. Whenever required for compliance with the provisions of this code, devices, equipment, systems, conditions, arrangements, levels of protection or other features shall thereafter be continuously maintained in accordance with applicable NFPA requirements or as directed by the fire code official.

907.8.2 Testing. Testing shall be performed in accordance with the schedules in NFPA 72 or more frequently where required by the fire code official.

Exception: Devices or equipment that are inaccessible for safety considerations shall be tested during scheduled shutdowns where approved by the fire code official, but not less than every 18 months.

907.8.3 Smoke detector sensitivity. Smoke detector sensitivity shall be checked within one year after installation and every alternate year thereafter. After the second calibration test, where sensitivity tests indicate that the detector has remained within its listed and marked sensitivity range (or 4-percent obscuration light grey smoke, if not marked), the length of time between calibration tests shall be permitted to be extended to a maximum of five years. Where the frequency is extended, records of detector-caused nuisance alarms and subsequent trends of these alarms shall be maintained. In zones or areas where nuisance alarms show any increase over the previous year, calibration tests shall be performed.

907.8.4 Method. To verify that each smoke detector is within its listed and marked sensitivity range, it shall be tested using one of the following methods:

1. A calibrated test method;
2. The manufacturer's calibrated sensitivity test instrument;
3. Listed control equipment arranged for the purpose;
4. A smoke detector/control unit arrangement whereby the detector causes a signal at the control unit where the detector's sensitivity is outside its acceptable sensitivity range; or
5. Another calibrated sensitivity test method acceptable to the fire code official.

Detectors found to have a sensitivity outside the listed and marked sensitivity range shall be cleaned and recalibrated or replaced.

Exceptions:

1. Detectors listed as field adjustable shall be permitted to be either adjusted within the listed and marked sensitivity range and cleaned and recalibrated or they shall be replaced.
2. This requirement shall not apply to single-station smoke alarms.

907.8.4.1 Testing device. Smoke detector sensitivity shall not be tested or measured using a device that administers an unmeasured concentration of smoke or other aerosol into the detector.

907.8.5 Maintenance, inspection and testing. The building owner shall be responsible to maintain the fire and life safety systems in an operable condition at all times. Service personnel shall meet the qualification requirements of NFPA 72 for maintaining, inspecting and testing such systems. A written record shall be maintained and shall be made available to the fire code official.

907.9 Where required in existing buildings and structures. An approved fire alarm system shall be provided in existing buildings and structures where required in Chapter 11.

SECTION 908 EMERGENCY ALARM SYSTEMS

908.1 Group H occupancies. Emergency alarms for the detection and notification of an emergency condition in Group H occupancies shall be provided as required in Chapter 50.

908.2 Group H-5 occupancy. Emergency alarms for notification of an emergency condition in an HPM facility shall be provided as required in Section 2703.12. A continuous gas detection system shall be provided for HPM gases in accordance with Section 2703.13.

908.3 Highly toxic and toxic materials. Where required by Section 6004.2.2.10, a gas detection system shall be provided for indoor storage and use of highly toxic and toxic compressed gases.

908.4 Ozone gas-generator rooms. A gas detection system shall be provided in ozone gas-generator rooms in accordance with Section 6005.3.2.

908.5 Repair garages. A flammable-gas detection system shall be provided in repair garages for vehicles fueled by non-odorized gases in accordance with Section 2311.7.2.

908.6 Refrigeration systems. Refrigeration system machinery rooms shall be provided with a refrigerant detector in accordance with Section 606.8.

908.7 Carbon monoxide alarms. See Section 420 of the *California Building Code*.

SECTION 909 SMOKE CONTROL SYSTEMS

909.1 Scope and purpose. This section applies to mechanical or passive smoke control systems when they are required for new buildings or portions thereof by provisions of the *California Building Code* or this code. The purpose of this section is to establish minimum requirements for the design, installation and acceptance testing of smoke control systems that are intended to provide a tenable environment for the evacuation or relocation of occupants. These provisions are not intended for the preservation of contents, the timely restoration of operations, or for assistance in fire suppression or overhaul activities. Smoke control systems regulated by this section serve a different purpose than the smoke- and heat-venting provisions found in Section 910. Mechanical smoke control systems shall not be considered exhaust systems under Chapter 5 of the *California Mechanical Code*.

909.2 General design requirements. Buildings, structures, or parts thereof required by the *California Building Code* or this code to have a smoke control system or systems shall have such systems designed in accordance with the applicable requirements of Section 909 and the generally accepted and well-established principles of engineering relevant to the design. The construction documents shall include sufficient information and detail to describe adequately the elements of the design necessary for the proper implementation of the smoke control systems. These documents shall be accompanied with sufficient information and analysis to demonstrate compliance with these provisions.

909.3 Special inspection and test requirements. In addition to the ordinary inspection and test requirements which buildings, structures and parts thereof are required to undergo, smoke control systems subject to the provisions of Section 909 shall undergo special inspections and tests sufficient to verify the proper commissioning of the smoke control design in its final installed condition. The design submission accompanying the construction documents shall clearly detail procedures and methods to be used and the items subject to such inspections and tests. Such commissioning shall be in accordance with generally accepted engineering practice and, where possible, based on published standards for the particular testing involved. The special inspections and tests required by this section shall be conducted under the same terms as in Section 1704 of the *California Building Code*.

909.4 Analysis. A rational analysis supporting the types of smoke control systems to be employed, the methods of their operations, the systems supporting them, and the methods of construction to be utilized shall accompany the construction documents submission and include, but not be limited to, the items indicated in Sections 909.4.1 through 909.4.6.

909.4.1 Stack effect. The system shall be designed such that the maximum probable normal or reverse stack effect will not adversely interfere with the system's capabilities. In determining the maximum probable stack effect, altitude, elevation, weather history and interior temperatures shall be used.

909.4.2 Temperature effect of fire. Buoyancy and expansion caused by the design fire in accordance with Section 909.9 shall be analyzed. The system shall be designed such that these effects do not adversely interfere with the system's capabilities.

909.4.3 Wind effect. The design shall consider the adverse effects of wind. Such consideration shall be consistent with the wind-loading provisions of the *California Building Code*.

909.4.4 Systems. The design shall consider the effects of the heating, ventilating and air-conditioning (HVAC) systems on both smoke and fire transport. The analysis shall include all permutations of systems status. The design shall consider the effects of the fire on the heating, ventilating and air-conditioning systems.

909.4.5 Climate. The design shall consider the effects of low temperatures on systems, property and occupants. Air inlets and exhausts shall be located so as to prevent snow or ice blockage.

909.4.6 Duration of operation. All portions of active or passive smoke control systems shall be capable of continued operation after detection of the fire event for a period of not less than either 20 minutes or 1.5 times the calculated egress time, whichever is less.

909.5 Smoke barrier construction. Smoke barriers shall comply with the *California Building Code*. Smoke barriers shall be constructed and sealed to limit leakage areas exclusive of protected openings. The maximum allowable leakage area shall be the aggregate area calculated using the following leakage area ratios:

1. Walls: $A/A_w = 0.00100$
2. Interior exit stairways and ramps and exit passageways: $A/A_w = 0.00035$
3. Enclosed exit access stairways and ramps and all other shafts: $A/A_w = 0.00150$
4. Floors and roofs: $A/A_F = 0.00050$

where:

A = Total leakage area, square feet (m²).

A_F = Unit floor or roof area of barrier, square feet (m²).

A_w = Unit wall area of barrier, square feet (m²).

The leakage area ratios shown do not include openings due to doors, operable windows or similar gaps. These shall be included in calculating the total leakage area.

909.5.1 Leakage area. Total leakage area of the barrier is the product of the smoke barrier gross area multiplied by the allowable leakage area ratio, plus the area of other openings such as gaps and operable windows. Compliance shall be determined by achieving the minimum air pressure difference across the barrier with the system in the smoke control mode for mechanical smoke control systems. Passive smoke control systems tested using other approved means, such as door fan testing, shall be as approved by the fire code official.

909.5.2 Opening protection. Openings in smoke barriers shall be protected by *self-closing devices* or automatic-closing devices actuated by the required controls for the mechanical smoke control system. Door openings shall be protected by fire door assemblies complying with Section 716.5.3 of the *California Building Code*.

Exceptions:

1. Passive smoke control systems with automatic-closing devices actuated by spot-type smoke detectors listed for releasing service installed in accordance with Section 907.4. *When used in a Group I-2, such detectors shall activate the building fire alarm system and shall close all the smoke barrier doors within the effected zone.*

2. Fixed openings between smoke zones that are protected utilizing the airflow method *in other than Group I-2.*

3. In Group I-2, where doors are installed across corridors, a pair of opposite-swinging doors without a center mullion *or horizontal sliding doors that comply with Section 1008.1.4.3. Vision panels consisting of fire-rated glazing in approved frames shall be provided in each cross-corridor swinging door and at each cross-corridor horizontal-sliding door in a smoke barrier.* The doors shall be close fitting within operational tolerances, and shall not have undercuts, louvers or grilles. *Swinging doors shall have head and jamb stops and astragals or rabbets at meeting edges. Doors installed across corridors shall be automatic closing by smoke detection in accordance with Section 716.5.9.3 of the California Building Code. Positive-latching devices are required. Doors installed across corridors shall comply with Section 1008.1.1.*

4. Group I-3.

5. Openings between smoke zones with clear ceiling heights of 14 feet (4267 mm) or greater and bank-down capacity of greater than 20 minutes as determined by the design fire size.

6. *In Group I-2, smoke damper activation may be accomplished by a fire alarm control unit provided that an open area smoke detection system is provided within all areas served by an HVAC system.*

909.5.2.1 Ducts and air transfer openings. Ducts and air transfer openings are required to be protected with a minimum Class II, 250°F (121°C) smoke damper complying with Section 717 of the *California Building Code*.

909.6 Pressurization method. The primary mechanical means of controlling smoke shall be by pressure differences across smoke barriers. Maintenance of a tenable environment is not required in the smoke-control zone of fire origin.

909.6.1 Minimum pressure difference. The minimum pressure difference across a smoke barrier shall be 0.05-inch water gage (0.0124 kPa) in fully sprinklered buildings.

In buildings allowed to be other than fully sprinklered, the smoke control system shall be designed to achieve pressure differences at least two times the maximum calculated pressure difference produced by the design fire.

909.6.2 Maximum pressure difference. The maximum air pressure difference across a smoke barrier shall be determined by required door-opening or closing forces. The actual force required to open exit doors when the system is in the smoke control mode shall be in accordance with Section 1008.1.3. Opening and closing forces for

other doors shall be determined by standard engineering methods for the resolution of forces and reactions. The calculated force to set a side-hinged, swinging door in motion shall be determined by:

$$F = F_{dc} + K(WA\Delta P)/2(W - d) \quad \text{(Equation 9-1)}$$

where:

A = Door area, square feet (m²).

d = Distance from door handle to latch edge of door, feet (m).

F = Total door opening force, pounds (N).

F_{dc} = Force required to overcome closing device, pounds (N).

K = Coefficient 5.2 (1.0).

W = Door width, feet (m).

ΔP = Design pressure difference, inches of water (Pa).

909.7 Airflow design method. When approved by the fire code official, smoke migration through openings fixed in a permanently open position, which are located between smoke-control zones by the use of the airflow method, shall be permitted. The design airflow shall be in accordance with this section. Airflow shall be directed to limit smoke migration from the fire zone. The geometry of openings shall be considered to prevent flow reversal from turbulent effects.

909.7.1 Velocity. The minimum average velocity through a fixed opening shall not be less than:

$$v = 217.2 [h(T_f - T_o)/(T_f + 460)]^{1/2} \quad \text{(Equation 9-2)}$$

For SI: $v = 119.9 [h(T_f - T_o)/T_f]^{1/2}$

where:

h = Height of opening, feet (m).

T_f = Temperature of smoke, °F (K).

T_o = Temperature of ambient air, °F (K).

v = Air velocity, feet per minute (m/minute).

909.7.2 Prohibited conditions. This method shall not be employed where either the quantity of air or the velocity of the airflow will adversely affect other portions of the smoke control system, unduly intensify the fire, disrupt plume dynamics or interfere with exiting. In no case shall airflow toward the fire exceed 200 feet per minute (1.02 m/s). Where the formula in Section 909.7.1 requires airflows to exceed this limit, the airflow method shall not be used.

909.8 Exhaust method. When approved by the fire code official, mechanical smoke control for large enclosed volumes, such as in atriums or malls, shall be permitted to utilize the exhaust method. Smoke control systems using the exhaust method shall be designed in accordance with NFPA 92B.

909.8.1 Smoke layer. The height of the lowest horizontal surface of the smoke layer interface shall be maintained at least 6 feet (1829 mm) above any walking surface that forms a portion of a required egress system within the smoke zone.

909.9 Design fire. The design fire shall be based on a rational analysis performed by the registered design professional and approved by the fire code official. The design fire shall be based on the analysis in accordance with Section 909.4 and this section.

909.9.1 Factors considered. The engineering analysis shall include the characteristics of the fuel, fuel load, effects included by the fire, and whether the fire is likely to be steady or unsteady.

909.9.2 Design fire fuel. Determination of the design fire shall include consideration of the type of fuel, fuel spacing and configuration.

909.9.3 Heat-release assumptions. The analysis shall make use of best available data from approved sources and shall not be based on excessively stringent limitations of combustible material.

909.9.4 Sprinkler effectiveness assumptions. A documented engineering analysis shall be provided for conditions that assume fire growth is halted at the time of sprinkler activation.

909.10 Equipment. Equipment including, but not limited to, fans, ducts, automatic dampers and balance dampers shall be suitable for their intended use, suitable for the probable exposure temperatures that the rational analysis indicates, and as approved by the fire code official.

909.10.1 Exhaust fans. Components of exhaust fans shall be rated and certified by the manufacturer for the probable temperature rise to which the components will be exposed. This temperature rise shall be computed by:

$$T_s = (Q_c/mc) + (T_a) \quad \text{(Equation 9-3)}$$

where:

c = Specific heat of smoke at smokelayer temperature, Btu/lb°F • (kJ/kg • K).

m = Exhaust rate, pounds per second (kg/s).

Q_c = Convective heat output of fire, Btu/s (kW).

T_a = Ambient temperature, °F (K).

T_s = Smoke temperature, °F (K).

Exception: Reduced T_s as calculated based on the assurance of adequate dilution air.

909.10.2 Ducts. Duct materials and joints shall be capable of withstanding the probable temperatures and pressures to which they are exposed as determined in accordance with Section 909.10.1. Ducts shall be constructed and supported in accordance with the *California Mechanical Code*. Ducts shall be leak tested to 1.5 times the maximum design pressure in accordance with nationally accepted practices. Measured leakage shall not exceed 5 percent of design flow. Results of such testing shall be a part of the documentation procedure. Ducts shall be supported directly from fire-resistance-rated structural elements of the building by substantial, noncombustible supports.

Exception: Flexible connections (for the purpose of vibration isolation) complying with the *California*

Mechanical Code and which are constructed of approved fire-resistance-rated materials.

909.10.3 Equipment, inlets and outlets. Equipment shall be located so as to not expose uninvolved portions of the building to an additional fire hazard. Outside air inlets shall be located so as to minimize the potential for introducing smoke or flame into the building. Exhaust outlets shall be so located as to minimize reintroduction of smoke into the building and to limit exposure of the building or adjacent buildings to an additional fire hazard.

909.10.4 Automatic dampers. Automatic dampers, regardless of the purpose for which they are installed within the smoke control system, shall be listed and conform to the requirements of approved recognized standards.

909.10.5 Fans. In addition to other requirements, belt-driven fans shall have 1.5 times the number of belts required for the design duty with the minimum number of belts being two. Fans shall be selected for stable performance based on normal temperature and, where applicable, elevated temperature. Calculations and manufacturer's fan curves shall be part of the documentation procedures. Fans shall be supported and restrained by non-combustible devices in accordance with the structural design requirements of Chapter 16 of the *California Building Code*.

Motors driving fans shall not be operated beyond their nameplate horsepower (kilowatts) as determined from measurement of actual current draw and shall have a minimum service factor of 1.15.

909.11 Power systems. The smoke control system shall be supplied with two sources of power. Primary power shall be from the normal building power systems. Secondary power shall be from an approved standby source complying with Section 604 and *California Electric Code*. The standby power source and its transfer switches shall be in a room separate from the normal power transformers and switch gears and ventilated directly to and from the exterior. The room shall be enclosed with not less than 1-hour fire barriers constructed in accordance with Section 707 of the *California Building Code* or horizontal assemblies constructed in accordance with Section 712 of the *California Building Code*, or both. The transfer to full standby power shall be automatic and within 60 seconds of failure of the primary power.

909.11.1 Power sources and power surges. Elements of the smoke control system relying on volatile memories or the like shall be supplied with uninterruptable power sources of sufficient duration to span 15-minute primary power interruption. Elements of the smoke control system susceptible to power surges shall be suitably protected by conditioners, suppressors or other approved means.

909.12 Detection and control systems. Fire detection systems providing control input or output signals to mechanical smoke control systems or elements thereof shall comply with the requirements of Section 907. Such systems shall be equipped with a control unit complying with UL 864 and listed as smoke control equipment.

Control systems for mechanical smoke control systems shall include provisions for verification. Verification shall include positive confirmation of actuation, testing, manual override, the presence of power downstream of all disconnects and, through a preprogrammed weekly test sequence, report abnormal conditions audibly, visually and by printed report.

The status of dampers shall be determined using limit or proximity switches installed at the damper or incorporated into the damper actuator. Where multiple dampers are grouped together in an assembly requiring one or more actuators, each damper shall be independently controlled by a separate actuator and provided with an individual limit or proximity switch, or the dampers shall be linked together by a reliable and durable mechanical means or otherwise by permanent means into one or more groups, with each group provided with a common limit or proximity switch.

The status of fans shall be determined by sensing the air flow downstream of the fans using pressure differential switches or transmitters, or by other means of positive proof of air flow where approved by the enforcing authority.

909.12.1 Wiring. In addition to meeting requirements of *California Electrical Code*, all wiring, regardless of voltage, shall be fully enclosed within continuous raceways.

909.12.2 Activation. Smoke control systems shall be activated in accordance with this section.

909.12.2.1 Pressurization, airflow or exhaust method. Mechanical smoke control systems using the pressurization, airflow or exhaust method shall have completely automatic control.

909.12.2.2 Passive method. Passive smoke control systems actuated by approved spot-type detectors listed for releasing service shall be permitted.

909.12.3 Automatic control. Where completely automatic control is required or used, the automatic-control sequences shall be initiated from an appropriately zoned automatic sprinkler system complying with Section 903.3.1.1, manual controls that are readily accessible to the fire department, and any smoke detectors required by the engineering analysis.

909.13 Control air tubing. Control air tubing shall be of sufficient size to meet the required response times. Tubing shall be flushed clean and dry prior to final connections and shall be adequately supported and protected from damage. Tubing passing through concrete or masonry shall be sleeved and protected from abrasion and electrolytic action.

909.13.1 Materials. Control air tubing shall be hard drawn copper, Type L, ACR in accordance with ASTM B 42, ASTM B 43, ASTM B 68, ASTM B 88, ASTM B 251 and ASTM B 280. Fittings shall be wrought copper or brass, solder type, in accordance with ASME B 16.18 or ASME B 16.22. Changes in direction shall be made with appropriate tool bends. Brass compression-type fittings shall be used at final connection to devices; other joints shall be brazed using a BCuP5 brazing alloy with solidus above 1,100°F (593°C) and liquidus below 1,500°F

(816°C). Brazing flux shall be used on copper-to-brass joints only.

Exception: Nonmetallic tubing used within control panels and at the final connection to devices, provided all of the following conditions are met:

1. Tubing shall comply with the requirements of Section 602.2.1.3 of the *California Mechanical Code*.
2. Tubing and the connected device shall be completely enclosed within a galvanized or paint-grade steel enclosure having a minimum thickness of 0.0296 inch (0.7534 mm) (No.22 gage). Entry to the enclosure shall be by copper tubing with a protective grommet of neoprene or teflon or by suitable brass compression to male-barbed adapter.
3. Tubing shall be identified by appropriately documented coding.
4. Tubing shall be neatly tied and supported within enclosure. Tubing bridging cabinet and door or moveable device shall be of sufficient length to avoid tension and excessive stress. Tubing shall be protected against abrasion. Tubing serving devices on doors shall be fastened along hinges.

909.13.2 Isolation from other functions. Control tubing serving other than smoke control functions shall be isolated by automatic isolation valves or shall be an independent system.

909.13.3 Testing. Control air tubing shall be tested at three times the operating pressure for not less than 30 minutes without any noticeable loss in gauge pressure prior to final connection to devices.

909.14 Marking and identification. The detection and control systems shall be clearly marked at all junctions, accesses and terminations.

909.15 Control diagrams. Identical control diagrams showing all devices in the system and identifying their location and function shall be maintained current and kept on file with the fire code official, the fire department and in the fire command center in a format and manner approved by the fire chief.

909.16 Fire-fighter's smoke control panel. A fire-fighter's smoke control panel for fire department emergency response purposes only shall be provided and shall include manual control or override of automatic control for mechanical smoke control systems. The panel shall be located in a fire command center complying with Section 508 in high-rise buildings, *Group I-2 occupancies having occupied floors located more than 75 feet above the lowest level of fire department vehicle access* or buildings with smoke-protected assembly seating. In all other buildings, the fire-fighter's smoke control panel shall be installed in an approved location adjacent to the fire alarm control panel. The fire-fighter's smoke control panel shall comply with Sections 909.16.1 through 909.16.3.

909.16.1 Smoke control systems. Fans within the building shall be shown on the fire-fighter's control panel. A clear indication of the direction of air flow and the relationship of components shall be displayed. Status indicators shall be provided for all smoke control equipment, annunciated by fan and zone and by approved indicators as follows:

1. Fans, dampers and other operating equipment in their normal status—WHITE.
2. Fans, dampers and other operating equipment in their off or closed status—RED.
3. Fans, dampers and other operating equipment in their on or open status—GREEN.
4. Fans, dampers and other operating equipment in a fault status—YELLOW/AMBER.

909.16.2 Smoke control panel. The fire-fighter's control panel shall provide control capability over the complete smoke-control system equipment within the building as follows:

1. ON-AUTO-OFF control over each individual piece of operating smoke control equipment that can also be controlled from other sources within the building. This includes stairway pressurization fans; smoke exhaust fans; supply, return and exhaust fans; elevator shaft fans; and other operating equipment used or intended for smoke control purposes.
2. OPEN-AUTO-CLOSE control over individual dampers relating to smoke control and that are also controlled from other sources within the building.
3. ON-OFF or OPEN-CLOSE control over smoke control and other critical equipment associated with a fire or smoke emergency and that can only be controlled from the fire-fighter's control panel.

Exceptions:

1. Complex systems, where approved, where the controls and indicators are combined to control and indicate all elements of a single smoke zone as a unit.
2. Complex systems, where approved, where the control is accomplished by computer interface using approved, plain English commands.

909.16.3 Control action and priorities. The fire-fighter's control panel actions shall be as follows:

1. ON-OFF and OPEN-CLOSE control actions shall have the highest priority of any control point within the building. Once issued from the fire-fighter's control panel, no automatic or manual control from any other control point within the building shall contradict the control action. Where automatic means are provided to interrupt normal, nonemergency equipment operation or produce a specific result to safeguard the building or equipment (i.e., duct freezestats, duct smoke detectors, high-temperature cut-outs, temperature-actuated linkage and similar devices), such means shall be capable of being overridden by the fire-fighter's control panel. The last

control action as indicated by each fire-fighter's control panel switch position shall prevail. In no case shall control actions require the smoke control system to assume more than one configuration at any one time.

Exception: Power disconnects required by *the California Electrical Code*.

2. Only the AUTO position of each three-position fire-fighter's control panel switch shall allow automatic or manual control action from other control points within the building. The AUTO position shall be the NORMAL, nonemergency, building control position. Where a fire-fighter's control panel is in the AUTO position, the actual status of the device (on, off, open, closed) shall continue to be indicated by the status indicator described above. When directed by an automatic signal to assume an emergency condition, the NORMAL position shall become the emergency condition for that device or group of devices within the zone. In no case shall control actions require the smoke control system to assume more than one configuration at any one time.

909.17 System response time. Smoke-control system activation shall be initiated immediately after receipt of an appropriate automatic or manual activation command. Smoke control systems shall activate individual components (such as dampers and fans) in the sequence necessary to prevent physical damage to the fans, dampers, ducts and other equipment. For purposes of smoke control, the fire-fighter's control panel response time shall be the same for automatic or manual smoke control action initiated from any other building control point. The total response time, including that necessary for detection, shutdown of operating equipment and smoke control system startup, shall allow for full operational mode to be achieved before the conditions in the space exceed the design smoke condition. The system response time for each component and their sequential relationships shall be detailed in the required rational analysis and verification of their installed condition reported in the required final report.

909.18 Acceptance testing. Devices, equipment, components and sequences shall be individually tested. These tests, in addition to those required by other provisions of this code, shall consist of determination of function, sequence and, where applicable, capacity of their installed condition.

909.18.1 Detection devices. Smoke or fire detectors that are a part of a smoke control system shall be tested in accordance with Chapter 9 in their installed condition. When applicable, this testing shall include verification of airflow in both minimum and maximum conditions.

909.18.2 Ducts. Ducts that are part of a smoke control system shall be traversed using generally accepted practices to determine actual air quantities.

909.18.3 Dampers. Dampers shall be tested for function in their installed condition.

909.18.4 Inlets and outlets. Inlets and outlets shall be read using generally accepted practices to determine air quantities.

909.18.5 Fans. Fans shall be examined for correct rotation. Measurements of voltage, amperage, revolutions per minute and belt tension shall be made.

909.18.6 Smoke barriers. Measurements using inclined manometers or other approved calibrated measuring devices shall be made of the pressure differences across smoke barriers. Such measurements shall be conducted for each possible smoke control condition.

909.18.7 Controls. Each smoke zone equipped with an automatic-initiation device shall be put into operation by the actuation of one such device. Each additional device within the zone shall be verified to cause the same sequence without requiring the operation of fan motors in order to prevent damage. Control sequences shall be verified throughout the system, including verification of override from the fire-fighter's control panel and simulation of standby power conditions.

909.18.8 Special inspections for smoke control. Smoke control systems shall be tested by a special inspector.

909.18.8.1 Scope of testing. Special inspections shall be conducted in accordance with the following:

1. During erection of ductwork and prior to concealment for the purposes of leakage testing and recording of device location.
2. Prior to occupancy and after sufficient completion for the purposes of pressure-difference testing, flow measurements, and detection and control verification.

909.18.8.2 Qualifications. Special inspection agencies for smoke control shall have expertise in fire protection engineering, mechanical engineering and certification as air balancers.

909.18.8.3 Reports. A complete report of testing shall be prepared by the special inspector or special inspection agency. The report shall include identification of all devices by manufacturer, nameplate data, design values, measured values and identification tag or mark. The report shall be reviewed by the responsible registered design professional and, when satisfied that the design intent has been achieved, the responsible registered design professional shall seal, sign and date the report.

909.18.8.3.1 Report filing. A copy of the final report shall be filed with the fire code official and an identical copy shall be maintained in an approved location at the building.

909.18.9 Identification and documentation. Charts, drawings and other documents identifying and locating each component of the smoke control system, and describing their proper function and maintenance requirements, shall be maintained on file at the building as an attachment to the report required by Section 909.18.8.3. Devices shall have an approved identifying tag or mark on them consistent with the other required documentation and shall be dated indicating the last time they were successfully tested and by whom.

An approved operations manual describing the complete operations of the smoke control system and functioning of the fire-fighter's smoke control panel shall be maintained at the fire command center.

909.19 System acceptance. Buildings, or portions thereof, required by this code to comply with this section shall not be issued a certificate of occupancy until such time that the fire code official determines that the provisions of this section have been fully complied with and that the fire department has received satisfactory instruction on the operation, both automatic and manual, of the system and a written maintenance program complying with the requirements of Section 909.20.1 has been submitted and approved by the fire code official.

Exception: In buildings of phased construction, a temporary certificate of occupancy, as approved by the fire code official, shall be allowed, provided that those portions of the building to be occupied meet the requirements of this section and that the remainder does not pose a significant hazard to the safety of the proposed occupants or adjacent buildings.

909.20 Maintenance. Smoke control systems shall be maintained to ensure to a reasonable degree that the system is capable of controlling smoke for the duration required. The system shall be maintained in accordance with the manufacturer's instructions and Sections 909.20.1 through 909.20.5.

909.20.1 Schedule. A routine maintenance and operational testing program shall be initiated immediately after the smoke control system has passed the acceptance tests. A written schedule for routine maintenance and operational testing shall be established.

909.20.2 Written record. A written record of smoke control system testing and maintenance shall be maintained on the premises. The written record shall include the date of the maintenance, identification of the servicing personnel and notification of any unsatisfactory condition and the corrective action taken, including parts replaced.

909.20.3 Testing. Operational testing of the smoke control system shall include all equipment such as initiating devices, fans, dampers, controls, doors and windows.

909.20.4 Dedicated smoke control systems. Dedicated smoke control systems shall be operated for each control sequence semiannually. The system shall also be tested under standby power conditions.

909.20.5 Nondedicated smoke control systems. Nondedicated smoke control systems shall be operated for each control sequence annually. The system shall also be tested under standby power conditions.

**SECTION 910
SMOKE AND HEAT REMOVAL**

910.1 General. Where required by this code or otherwise installed, smoke and heat vents or mechanical smoke exhaust

systems and draft curtains shall conform to the requirements of this section.

Exceptions:

1. Frozen food warehouses used solely for storage of Class I and II commodities where protected by an approved automatic sprinkler system.
2. *Automatic smoke and heat vents or mechanical smoke exhaust systems are not required within areas of buildings equipped with early suppression fast-response (ESFR) sprinklers unless any of the following conditions exist:*
 - 2.1. *The building is a state institution,*
 - 2.2. *The building is a state-owned or state-occupied building,*
 - 2.3. *The building is any of the applications listed in Section 1.11 regulated by the Office of the State Fire Marshal, or*
 - 2.4. *The area of a Group F-1 or S-1 occupancy protected with the early suppression fast-response (ESFR) sprinklers has an exit access travel distance of more than 250 feet (76 200 mm).*

910.2 Where required. Smoke and heat vents or mechanical smoke exhaust systems shall be installed in the roofs of buildings or portions thereof occupied for the uses set forth in Sections 910.2.1 and 910.2.2.

Exception: In occupied portions of a building where the upper surface of the story is not a roof assembly, mechanical smoke exhaust in accordance with Section 910.4 shall be an acceptable alternative.

910.2.1 Group F-1 or S-1. Buildings and portions thereof used as a Group F-1 or S-1 occupancy having more than 50,000 square feet (4645 m²) of undivided area.

Exception: *Group F-1 aircraft manufacturing buildings and Group S-1 aircraft repair hangars.*

910.2.2 High-piled combustible storage. Buildings and portions thereof containing high-piled combustible stock or rack storage in any occupancy group when required by Section 3206.7.

910.3 Design and installation. The design and installation of smoke and heat vents and draft curtains shall be as specified in Sections 910.3.1 through 910.3.5.2 and Table 910.3.

910.3.1 Design. Smoke and heat vents shall be listed and labeled to indicate compliance with *FM 4430, ICC-ES AC 331, or UL 793.*

910.3.2 Vent operation. Smoke and heat vents shall be capable of being operated by approved automatic and manual means. Automatic operation of smoke and heat vents shall conform to the provisions of Sections 910.3.2.1 through 910.3.2.3.

910.3.2.1 Gravity-operated drop-out vents. Automatic smoke and heat vents containing heat-sensitive

glazing designed to shrink and drop out of the vent opening when exposed to fire shall fully open within 5 minutes after the vent cavity is exposed to a simulated fire, represented by a time-temperature gradient that reaches an air temperature of 500°F (260°C) within 5 minutes.

910.3.2.2 Sprinklered buildings. Where installed in buildings provided with an approved automatic sprinkler system, smoke and heat vents shall be designed in accordance with Sections 910.3.2.2.1 through 910.3.2.2.3.

910.3.2.2.1 Automatic operation. Smoke and heat vents shall be designed to operate automatically.

910.3.2.2.2 Control mode sprinkler system. Smoke and heat vents installed in areas of buildings with a control mode sprinkler system shall have operating elements with a higher temperature classification than the automatic fire sprinklers in accordance with NFPA 13.

910.3.2.2.3 Early suppression fast-response (ESFR) sprinkler system. Smoke and heat vents installed in areas of buildings with early suppression fast-response (ESFR) sprinklers shall be

equipped with a standard-response operating mechanism with a minimum temperature rating of 360°F (182°C) or 100°F (56°C) above the operating temperature of the sprinklers, whichever is higher.

910.3.2.3 Nonsprinklered buildings. Where installed in buildings not provided with an approved automatic sprinkler system, smoke and heat vents shall operate automatically by actuation of a heat-responsive device rated at between 100°F (38°C) and 220°F (104°C) above ambient.

Exception: Gravity-operated drop-out vents complying with Section 910.3.2.1.

910.3.3 Vent dimensions. The effective venting area shall not be less than 16 square feet (1.5 m²) with no dimension less than 4 feet (1219 mm), excluding ribs or gutters having a total width not exceeding 6 inches (152 mm).

910.3.4 Vent locations. Smoke and heat vents shall be located 20 feet (6096 mm) or more from adjacent lot lines and fire walls and 10 feet (3048 mm) or more from fire barriers. Vents shall be uniformly located within the roof in the areas of the building where the vents are required to be installed by Section 910.2, with consideration given to

TABLE 910.3
REQUIREMENTS FOR DRAFT CURTAINS AND SMOKE AND HEAT VENTS^a

OCCUPANCY GROUP AND COMMODITY CLASSIFICATION	DESIGNATED STORAGE HEIGHT (feet)	MINIMUM DRAFT CURTAIN DEPTH (feet)	MAXIMUM AREA FORMED BY DRAFT CURTAINS (square feet)	VENT-AREA-TO FLOOR-AREA RATIO ^c	MAXIMUM SPACING OF VENT CENTERS (feet)	MAXIMUM DISTANCE FROM VENTS TO WALL OR DRAFT CURTAIN ^b (feet)
Group F-1 and S-1	—	0.2 × H ^d but ≥ 4	50,000	1:100	120	60
High-piled storage (see Section 910.2.2) Class I-IV Commodities (Option 1)	≤ 20	6	10,000	1:100	100	60
	> 20 ≤ 40	6	8,000	1:75	100	55
High-piled storage (see Section 910.2.2) Class I-IV Commodities (Option 2)	≤ 20	4	3,000	1:75	100	55
	> 20 ≤ 40	4	3,000	1:50	100	50
High-piled storage (see Section 910.2.2) High-hazard Commodities (Option 1)	≤ 20	6	6,000	1:50	100	50
	> 20 ≤ 30	6	6,000	1:40	90	45
High-piled storage (see Section 910.2.2) High-hazard Commodities (Option 2)	≤ 20	4	4,000	1:50	100	50
	> 20 ≤ 30	4	2,000	1:30	75	40

For SI: 1 foot = 304.8 mm, 1 square foot = 0.0929 m².

- a. Additional requirements for rack storage heights in excess of those indicated shall be in accordance with Chapter 32. For solid-piled storage heights in excess of those indicated, an approved engineered design shall be used.
- b. Vents adjacent to walls or draft curtains shall be located within a horizontal distance not greater than the maximum distance specified in this column as measured perpendicular to the wall or draft curtain that forms the perimeter of the draft curtained area.
- c. Where draft curtains are not required, the vent area to floor area ratio shall be calculated based on a minimum draft curtain depth of 6 feet (Option 1).
- d. "H" is the height of the vent, in feet, above the floor.

roof pitch, draft curtain location, sprinkler location and structural members.

910.3.5 Draft curtains. Where required by Table 910.3, draft curtains shall be installed on the underside of the roof in accordance with this section.

Exception: Where areas of buildings are equipped with ESFR sprinklers, draft curtains shall not be provided within these areas. Draft curtains shall only be provided at the separation between the ESFR sprinklers and the non-ESFR sprinklers.

910.3.5.1 Construction. Draft curtains shall be constructed of sheet metal, lath and plaster, gypsum board or other approved materials that provide equivalent performance to resist the passage of smoke. Joints and connections shall be smoke tight.

910.3.5.2 Location and depth. The location and minimum depth of draft curtains shall be in accordance with Table 910.3.

> **910.4 Mechanical smoke exhaust.** *Engineered* mechanical smoke exhaust systems shall be an acceptable alternative to smoke and heat vents.

> **910.4.1 Location.** Exhaust fans shall be uniformly spaced and the maximum distance between fans shall not be greater than 100 feet (30 480 mm).

910.4.2 Size. Fans shall have a maximum individual capacity of 30,000 cfm (14.2 m³/s). *For sprinklered buildings, the aggregate capacity of smoke exhaust fans shall provide a minimum of two complete air changes per hour, based on the volume of the building or portions thereof without deduction for any commodity storage. For non-sprinklered buildings, the aggregate capacity of smoke exhaust fans shall be determined by the equation:*

$$C = A \times 300 \quad \text{(Equation 9-4)}$$

where:

C = Capacity of mechanical ventilation required, in cubic feet per minute (m³/s).

A = Area of roof vents provided in square feet (m²) in accordance with Table 910.3.

910.4.3 Operation. Mechanical smoke exhaust fans shall be automatically activated by the automatic sprinkler system or by heat detectors having operating characteristics equivalent to those described in Section 910.3.2. Individual manual controls for each fan unit shall also be provided.

910.4.4 Wiring and control. Wiring for operation and control of smoke exhaust fans shall be connected ahead of the main disconnect and protected against exposure to temperatures in excess of 1,000°F (538°C) for a period of not less than 15 minutes. Controls shall be located so as to be immediately accessible to the fire service from the exterior of the building and protected against interior fire exposure by not less than 1-hour fire barriers constructed in accordance with Section 707 of the *California Building Code* or horizontal assemblies constructed in accordance with Section 711 of the *California Building Code*, or both.

910.4.5 Supply air. Supply air for exhaust fans shall be provided at or near the floor level and shall be sized to provide a minimum of 50 percent of required exhaust. Openings for supply air shall be uniformly distributed around the periphery of the area served.

910.4.6 Interlocks. On combination comfort air-handling/smoke removal systems or independent comfort air-handling systems, fans shall be controlled to shut down in accordance with the approved smoke control sequence.

910.5 Maintenance. Smoke and heat vents and mechanical smoke exhaust systems shall be maintained in an operative condition in accordance with NFPA 204. Fusible links shall be promptly replaced whenever fused, damaged or painted. Smoke and heat vents and mechanical smoke exhaust systems shall not be modified.

SECTION 911 EXPLOSION CONTROL

911.1 General. Explosion control shall be provided in the following locations:

1. Where a structure, room or space is occupied for purposes involving explosion hazards as identified in Table 911.1.
2. Where quantities of hazardous materials specified in Table 911.1 exceed the maximum allowable quantities in Table 5003.1.1(1).

Such areas shall be provided with explosion (deflagration) venting, explosion (deflagration) prevention systems, or barricades in accordance with this section and NFPA 69, or NFPA 495 as applicable. Deflagration venting shall not be utilized as a means to protect buildings from detonation hazards.

911.2 Required deflagration venting. Areas that are required to be provided with deflagration venting shall comply with the following:

1. Walls, ceilings and roofs exposing surrounding areas shall be designed to resist a minimum internal pressure of 100 pounds per square foot (psf) (4788 Pa). The minimum internal design pressure shall not be less than five times the maximum internal relief pressure specified in Section 911.2, Item 5.
2. Deflagration venting shall be provided only in exterior walls and roofs.

Exception: Where sufficient exterior wall and roof venting cannot be provided because of inadequate exterior wall or roof area, deflagration venting shall be allowed by specially designed shafts vented to the exterior of the building.

3. Deflagration venting shall be designed to prevent unacceptable structural damage. Where relieving a deflagration, vent closures shall not produce projectiles of sufficient velocity and mass to cause life threatening injuries to the occupants or other persons on the property or adjacent public ways.

**TABLE 911.1
EXPLOSION CONTROL REQUIREMENTS**

MATERIAL	CLASS	EXPLOSION CONTROL METHODS	
		Barricade construction	Explosion (deflagration) venting or explosion (deflagration) prevention systems
Hazard Category			
Combustible dusts ^a	—	Not required	Required
Cryogenic fluids	Flammable	Not required	Required
Explosives	Division 1.1	Required	Not required
	Division 1.2	Required	Not required
	Division 1.3	Not required	Required
	Division 1.4	Not required	Required
	Division 1.5	Required	Not required
	Division 1.6	Required	Not required
Flammable gas	Gaseous	Not required	Required
	Liquefied	Not required	Required
Flammable liquids	IA ^b	Not required	Required
	IB ^c	Not required	Required
Organic peroxides	Unclassified detonable	Required	Not permitted
	I	Required	Not permitted
Oxidizer liquids and solids	4	Required	Not permitted
Pyrophoric	Gases	Not required	Required
Unstable (reactive)	4	Required	Not permitted
	3 detonable	Required	Not permitted
	3 nondetonable	Not required	Required
Water-reactive liquids and solids	3	Not required	Required
	2 ^e	Not required	Required
Special Uses			
Acetylene generator rooms	—	Not required	Required
Grain processing	—	Not required	Required
Liquefied petroleum gas distribution facilities	—	Not required	Required
Where explosion hazards exist ^d	Detonation	Required	Not permitted
	Deflagration	Not required	Required

- a. Combustible dusts that are generated during manufacturing or processing. See definition of Combustible Dust in Chapter 22.
- b. Storage or use.
- c. In open use or dispensing.
- d. Rooms containing dispensing and use of hazardous materials when an explosive environment can occur because of the characteristics or nature of the hazardous materials or as a result of the dispensing or use process.
- e. A method of explosion control shall be provided when Class 2 water-reactive materials can form potentially explosive mixtures.

- 4. The aggregate clear area of vents and venting devices shall be governed by the pressure resistance of the construction assemblies specified in Item 1 of this section and the maximum internal pressure allowed by Item 5 of this section.
- 5. Vents shall be designed to withstand loads in accordance with the *California Building Code*. Vents shall consist of any one or any combination of the following to relieve at a maximum internal pressure of 20 pounds per square foot (958 Pa), but not less than the loads required by the *California Building Code*:
 - 5.1. Exterior walls designed to release outward.
 - 5.2. Hatch covers.
 - 5.3. Outward swinging doors.

5.4. Roofs designed to uplift.

5.5. Venting devices listed for the purpose.

- 6. Vents designed to release from the exterior walls or roofs of the building when venting a deflagration shall discharge directly to the exterior of the building where an unoccupied space not less than 50 feet (15 240 mm) in width is provided between the exterior walls of the building and the lot line.

Exception: Vents complying with Item 7 of this section.

- 7. Vents designed to remain attached to the building when venting a deflagration shall be so located that the discharge opening shall not be less than 10 feet (3048 mm) vertically from window openings and exits in the building and 20 feet (6096 mm) horizontally from exits in

FIRE PROTECTION SYSTEMS

the building, from window openings and exits in adjacent buildings on the same lot, and from the lot line.

8. Discharge from vents shall not be into the interior of the building.

911.3 Explosion prevention systems. Explosion prevention systems shall be of an approved type and installed in accordance with the provisions of this code and NFPA 69.

911.4 Barricades. Barricades shall be designed and installed in accordance with NFPA 495.

SECTION 912 FIRE DEPARTMENT CONNECTIONS

912.1 Installation. Fire department connections shall be installed in accordance with the NFPA standard applicable to the system design and shall comply with Sections 912.2 through 912.6.

912.2 Location. With respect to hydrants, driveways, buildings and landscaping, fire department connections shall be so located that fire apparatus and hose connected to supply the system will not obstruct access to the buildings for other fire apparatus. The location of fire department connections shall be approved by the fire chief.

912.2.1 Visible location. Fire department connections shall be located on the street side of buildings, fully visible and recognizable from the street or nearest point of fire department vehicle access or as otherwise approved by the fire chief.

912.2.2 Existing buildings. On existing buildings, wherever the fire department connection is not visible to approaching fire apparatus, the fire department connection shall be indicated by an approved sign mounted on the street front or on the side of the building. Such sign shall have the letters "FDC" at least 6 inches (152 mm) high and words in letters at least 2 inches (51 mm) high or an arrow to indicate the location. All such signs shall be subject to the approval of the fire code official.

912.3 Access. Immediate access to fire department connections shall be maintained at all times and without obstruction by fences, bushes, trees, walls or any other fixed or moveable object. Access to fire department connections shall be approved by the fire chief.

Exceptions:

1. Fences, where provided with an access gate equipped with a sign complying with the legend requirements of Section 912.4 and a means of emergency operation. The gate and the means of emergency operation shall be approved by the fire chief and maintained operational at all times.
2. When acceptable to the fire enforcing agency, fire department connections for Group I-3 detention facilities may be located inside all security walls or fences on the property.

912.3.1 Locking fire department connection caps. The fire code official is authorized to require locking caps on fire department connections for water-based fire protec-

tion systems where the responding fire department carries appropriate key wrenches for removal.

912.3.2 Clear space around connections. A working space of not less than 36 inches (914 mm) in width, 36 inches (914 mm) in depth and 78 inches (1981 mm) in height shall be provided and maintained in front of and to the sides of wall-mounted fire department connections and around the circumference of free-standing fire department connections, except as otherwise required or approved by the fire chief.

912.3.3 Physical protection. Where fire department connections are subject to impact by a motor vehicle, vehicle impact protection shall be provided in accordance with Section 312.

912.4 Signs. A metal sign with raised letters at least 1 inch (25 mm) in size shall be mounted on all fire department connections serving automatic sprinklers, standpipes or fire pump connections. Such signs shall read: AUTOMATIC SPRINKLERS or STANDPIPES or TEST CONNECTION or a combination thereof as applicable. Where the fire department connection does not serve the entire building, a sign shall be provided indicating the portions of the building served.

912.5 Backflow protection. The potable water supply to automatic sprinkler and standpipe systems shall be protected against backflow as required by the *Health and Safety Code Section 13114.7*.

912.6 Inspection, testing and maintenance. All fire department connections shall be periodically inspected, tested and maintained in accordance with *California Code of Regulations, Title 19, Division 1, Chapter 5*.

SECTION 913 FIRE PUMPS

913.1 General. Where provided, fire pumps shall be installed in accordance with this section and NFPA 20.

913.2 Protection against interruption of service. The fire pump, driver, and controller shall be protected in accordance with NFPA 20 against possible interruption of service through damage caused by explosion, fire, flood, earthquake, rodents, insects, windstorm, freezing, vandalism and other adverse conditions.

913.2.1 Protection of fire pump rooms. Rooms where fire pumps are located shall be separated from all other areas of the building in accordance with Section 913.2.1 of the *California Building Code*.

913.3 Temperature of pump room. Suitable means shall be provided for maintaining the temperature of a pump room or pump house, where required, above 40°F (5°C).

913.3.1 Engine manufacturer's recommendation. Temperature of the pump room, pump house or area where engines are installed shall never be less than the minimum recommended by the engine manufacturer. The engine manufacturer's recommendations for oil heaters shall be followed.

913.4 Valve supervision. Where provided, the fire pump suction, discharge and bypass valves, and the isolation valves on the backflow prevention device or assembly shall be supervised open by one of the following methods.

1. Central-station, proprietary or remote-station signaling service.
2. Local signaling service that will cause the sounding of an audible signal at a constantly attended location.
3. Locking valves open.
4. Sealing of valves and approved weekly recorded inspection where valves are located within fenced enclosures under the control of the owner.

913.4.1 Test outlet valve supervision. Fire pump test outlet valves shall be supervised in the closed position.

913.5 Testing and maintenance. Fire pumps shall be inspected, tested and maintained in accordance with the requirements of this section and *California Code of Regulations, Title 19, Division 1, Chapter 5.*

913.5.1 Acceptance test. Acceptance testing shall be done in accordance with the requirements of NFPA 20.

913.5.2 Generator sets. Engine generator sets supplying emergency or standby power to fire pump assemblies shall be periodically tested in accordance with NFPA 110.

913.5.3 Transfer switches. Automatic transfer switches shall be periodically tested in accordance with NFPA 110.

913.5.4 Pump room environmental conditions. Tests of pump room environmental conditions, including heating, ventilation and illumination shall be made to ensure proper manual or automatic operation of the associated equipment.

913.6 Fire pumps in high-rise buildings. *Engine-driven fire pumps and electric drive fire pumps supplied by generators shall both be provided with an on-premises fuel supply, sufficient for not less than 8-hour full-demand operation at 100 percent of the rated pump capacity in addition to all other required supply demands in accordance with Sections 9.6 and 11.4.2 of NFPA 20 and this section.*

SECTION 914

FIRE PROTECTION BASED ON SPECIAL DETAILED REQUIREMENTS OF USE AND OCCUPANCY

914.1 General. This section shall specify where fire protection systems are required based on the detailed requirements of use and occupancy of the *California Building Code.*

914.2 Covered and open mall buildings. Covered and open mall buildings shall comply with Sections 914.2.1 through 914.2.4.

914.2.1 Automatic sprinkler system. Covered and open mall buildings and buildings connected shall be equipped throughout with an automatic sprinkler system in accordance with Section 903.3.1.1, which shall comply with the all of the following:

1. The automatic sprinkler system shall be complete and operative throughout occupied space in the mall

building prior to occupancy of any of the tenant spaces. Unoccupied tenant spaces shall be similarly protected unless provided with approved alternative protection.

2. Sprinkler protection for the mall of a covered mall building shall be independent from that provided for tenant spaces or anchor buildings.
3. Sprinkler protection for the tenant spaces of an open mall building shall be independent from that provided for anchor buildings.
4. Sprinkler protection shall be provided beneath exterior circulation balconies located adjacent to an open mall.
5. Where tenant spaces are supplied by the same system, they shall be independently controlled.

Exception: An automatic sprinkler system shall not be required in spaces or areas of open parking garages separated from the covered or open mall in accordance with Section 402.4.2.3 of the *California Building Code* and constructed in accordance with Section 406.5 of the *California Building Code.*

914.2.2 Standpipe system. The covered and open mall building shall be equipped throughout with a standpipe system as required by Section 905.3.3.

914.2.3 Emergency voice/alarm communication system. Where the total floor area exceeds 50,000 square feet (4645 m²) within either a covered mall building or within the perimeter line of an open mall building, an emergency voice/alarm communication system shall be provided. Emergency voice/alarm communication systems serving a mall, required or otherwise, shall be accessible to the fire department. The system shall be provided in accordance with Section 907.5.2.2.

914.2.4 Fire department access to equipment. Rooms or areas containing controls for air-conditioning systems, automatic fire-extinguishing systems, automatic sprinkler systems or other detection, suppression or control elements shall be identified for use by the fire department.

914.3 High-rise buildings. High-rise buildings and *Group I-2 occupancies having occupied floors located more than 75 feet above the lowest level of fire department vehicle access* shall comply with Sections 914.3.1 through 914.3.6

914.3.1 Automatic sprinkler system. Buildings and structures shall be equipped throughout with an automatic sprinkler system in accordance with Section 903.3.1.1 and a secondary water supply where required by Section 903.3.5.2. *A sprinkler water-flow alarm-initiating device and a control valve with a supervisory signal-initiating device shall be provided at the lateral connection to the riser on each floor.*

Exception: An automatic sprinkler system shall not be required in open parking garages in accordance with Section 406.3 of the *California Building Code.*

914.3.1.1 Number of sprinkler risers and system design. Each sprinkler system zone in buildings that are more than 420 feet (128 m) in height shall be sup-

plied by a minimum of two risers. Each riser shall supply sprinklers on alternate floors. If more than two risers are provided for a zone, sprinklers on adjacent floors shall not be supplied from the same riser.

914.3.1.1.1 Riser location. Sprinkler risers shall be placed in interior exit stairways and ramps that are remotely located in accordance with Section 1015.2.

914.3.1.2 Water supply to required fire pumps. Required fire pumps shall be supplied by connections to a minimum of two water mains located in different streets. Separate supply piping shall be provided between each connection to the water main and the pumps. Each connection and the supply piping between the connection and the pumps shall be sized to supply the flow and pressure required for the pumps to operate.

Exception: Two connections to the same main shall be permitted provided the main is valved such that an interruption can be isolated so that the water supply will continue without interruption through at least one of the connections.

914.3.2 Fire alarm system. A fire alarm system shall be provided in accordance with Section 907.2.13.

914.3.3 Automatic smoke detection. Smoke detection shall be provided in accordance with Section 907.2.13.1.

914.3.4 Emergency voice/alarm communication system. An emergency voice/alarm communication system shall be provided in accordance with Section 907.6.2.2.

914.3.5 Emergency responder radio coverage. Emergency responder radio coverage shall be provided in accordance with Section 510.

914.3.6 Fire command. A fire command center complying with Section 508 shall be provided in a location approved by the fire department.

914.3.7 Smoke control.

914.3.7.1 Smoke control system. All portions of high-rise buildings shall be provided with a smoke control system in accordance with California Building Code, Section 909.

914.3.7.2 Smokeproof exit enclosures. Every exit enclosure in high-rise buildings shall comply with California Building Code, Sections 909.20 and 1022.9. Every required stairway in Group I-2 occupancies serving floors more than 75 feet (22 860 mm) above the lowest level of fire department vehicle access shall comply with Sections 909.20 and 1022.9.

914.4 Atriums. Atriums shall comply with Sections 914.4.1 and 914.4.2.

914.4.1 Automatic sprinkler system. An approved automatic sprinkler system shall be installed throughout the entire building.

Exceptions:

1. That area of a building adjacent to or above the atrium need not be sprinklered, provided that portion of the building is separated from the atrium

portion by not less than a 2-hour fire barrier constructed in accordance with Section 707 of the California Building Code or horizontal assemblies constructed in accordance with Section 711 of the California Building Code, or both.

2. Where the ceiling of the atrium is more than 55 feet (16 764 mm) above the floor, sprinkler protection at the ceiling of the atrium is not required.

914.4.2 Fire alarm system. A fire alarm system shall be provided where required by Section 907.2.14.

914.5 Underground buildings. Underground buildings shall comply with Sections 914.5.1 through 914.5.5.

914.5.1 Automatic sprinkler system. The highest level of exit discharge serving the underground portions of the building and all levels below shall be equipped with an automatic sprinkler system installed in accordance with Section 903.3.1.1. Water-flow switches and control valves shall be supervised in accordance with Section 903.4.

914.5.2 Smoke control system. A smoke control system is required to control the migration of products of combustion in accordance with Section 909 and provisions of this section. Smoke control shall restrict movement of smoke to the general area of fire origin and maintain means of egress in a usable condition.

914.5.3 Compartment smoke control system. Where compartmentation is required by Section 405.4 of the California Building Code, each compartment shall have an independent smoke-control system. The system shall be automatically activated and capable of manual operation in accordance with Section 907.2.18.

914.5.4 Fire alarm system. A fire alarm system shall be provided where required by Sections 907.2.18 and 907.2.19.

914.5.5 Standpipe system. The underground building shall be provided throughout with a standpipe system in accordance with Section 905.

914.6 Stages. Stages shall comply with Sections 914.6.1 and 914.6.2.

914.6.1 Automatic sprinkler system. Stages shall be equipped with an automatic sprinkler system in accordance with Section 903.3.1.1. Sprinklers shall be installed under the roof and gridiron and under all catwalks and galleries over the stage. Sprinklers shall be installed in dressing rooms, performer lounges, shops and storerooms accessory to such stages.

Exceptions:

1. Sprinklers are not required under stage areas less than 4 feet (1219 mm) in clear height utilized exclusively for storage of tables and chairs, provided the concealed space is separated from the adjacent spaces by not less than 5/8-inch (15.9 mm) Type X gypsum board.
2. Sprinklers are not required for stages 1,000 square feet (93 m²) or less in area and 50 feet (15 240 mm) or less in height where curtains, scenery or other combustible hangings are not retractable

vertically. Combustible hangings shall be limited to a single main curtain, borders, legs and a single backdrop.

3. Sprinklers are not required within portable orchestra enclosures on stages.

914.6.2 Standpipe system. Standpipe systems shall be provided in accordance with Section 905.

914.7 Special amusement buildings. Special amusement buildings shall comply with Sections 914.7.1 and 914.7.2.

914.7.1 Automatic sprinkler system. Special amusement buildings shall be equipped throughout with an automatic sprinkler system in accordance with Section 903.3.1.1. Where the special amusement building is temporary, the sprinkler water supply shall be of an approved temporary means.

Exception: Automatic sprinklers are not required where the total floor area of a temporary special amusement building is less than 1,000 square feet (93 m²) and the travel distance from any point to an *exit* is less than 50 feet (15 240 mm).

914.7.2 Automatic smoke detection. Special amusement buildings shall be equipped with an automatic smoke detection system in accordance with Section 907.2.12.

914.8 Aircraft-related occupancies. Aircraft-related occupancies shall comply with Sections 914.8.1 through 914.8.5.

914.8.1 Automatic smoke detection systems. Airport traffic control towers shall be provided with an automatic smoke detection system installed in accordance with Section 907.2.22.

914.8.2 Fire suppression. Aircraft hangars shall be provided with a fire suppression system designed in accordance with NFPA 409, based upon the classification for the hangar given in Table 914.8.2.

Exception: When a fixed base operator has separate repair facilities on site, Group II hangars operated by a fixed base operator used for storage of transient aircraft

only shall have a fire suppression system, but the system shall be exempt from foam requirements.

914.8.2.1 Hazardous operations. Any Group III aircraft hangar according to Table 914.8.2 that contains hazardous operations including, but not limited to, the following shall be provided with a Group I or II fire suppression system in accordance with NFPA 409 as applicable:

1. Doping.
2. Hot work including, but not limited to, welding, torch cutting and torch soldering.
3. Fuel transfer.
4. Fuel tank repair or maintenance not including defueled tanks in accordance with NFPA 409, inerted tanks or tanks that have never been fueled.
5. Spray finishing operations.
6. Total fuel capacity of all aircraft within the unsprinklered single fire area in excess of 1,600 gallons (6057 L).
7. Total fuel capacity of all aircraft within the maximum single fire area in excess of 7,500 gallons (28 390 L) for a hangar equipped throughout with an automatic sprinkler system installed in accordance with Section 903.3.1.1.

914.8.2.2 Separation of maximum single fire areas. Maximum single fire areas established in accordance with hangar classification and construction type in Table 914.8.2 shall be separated by 2-hour fire walls constructed in accordance with Section 706 of the *California Building Code*. In determining the maximum single fire area as set forth in Table 914.8.2, ancillary uses which are separated from aircraft servicing areas by a minimum of a 1-hour fire barrier constructed in accordance with Section 707 of the *California Building Code* shall not be included in the area.

**TABLE 914.8.2
HANGAR FIRE SUPPRESSION REQUIREMENTS^{a,b,c}**

MAXIMUM SINGLE FIRE AREA (square feet)	CALIFORNIA BUILDING CODE TYPE OF CONSTRUCTION								
	IA	IB	IIA	IIB	IIIA	IIIB	IV	VA	VB
> 40,001	Group I	Group I	Group I	Group I	Group I	Group I	Group I	Group I	Group I
40,000	Group II	Group II	Group II	Group II	Group II	Group II	Group II	Group II	Group II
30,000	Group III	Group II	Group II	Group II	Group II	Group II	Group II	Group II	Group II
20,000	Group III	Group III	Group II	Group II	Group II	Group II	Group II	Group II	Group II
15,000	Group III	Group III	Group III	Group II	Group III	Group II	Group III	Group II	Group II
12,000	Group III	Group III	Group III	Group III	Group III	Group III	Group III	Group II	Group II
8,000	Group III	Group III	Group III	Group III	Group III	Group III	Group III	Group III	Group II
5,000	Group III	Group III	Group III	Group III	Group III	Group III	Group III	Group III	Group III

For SI: 1 square foot = 0.0929 m², 1 foot = 304.8 mm.

- Aircraft hangars with a door height greater than 28 feet shall be provided with fire suppression for a Group I hangar regardless of maximum fire area.
- Groups shall be as classified in accordance with NFPA 409.
- Membrane structures complying with Section 3102 of the *California Building Code* shall be classified as a Group IV hangar.

914.8.3 Finishing. The process of “doping,” involving the use of a volatile flammable solvent, or of painting shall be carried on in a separate detached building equipped with automatic fire-extinguishing equipment in accordance with Section 903.

914.8.4 Residential aircraft hangar smoke alarms. Smoke alarms shall be provided within residential aircraft hangars in accordance with Section 907.2.21.

914.8.5 Aircraft paint hangar fire suppression. Aircraft paint hangars shall be provided with fire suppression as required by NFPA 409.

914.9 Application of flammable finishes. An automatic sprinkler system or fire-extinguishing system shall be provided in all spray, dip and immersing spaces and storage rooms, and shall be installed in accordance with Chapter 9.

914.10 Drying rooms. Drying rooms designed for high-hazard materials and processes, including special occupancies as provided for in Chapter 4 of the *California Building Code*, shall be protected by an approved automatic fire-extinguishing system complying with the provisions of Chapter 9.

914.11 Ambulatory care facilities. Occupancies classified as ambulatory care facilities shall comply with Sections 914.11.1 through 914.11.3.

914.11.1 Automatic sprinkler systems. An automatic sprinkler system shall be provided for ambulatory care facilities in accordance with Section 903.2.2.

914.11.2 Manual fire alarm systems. A manual fire alarm system shall be provided for ambulatory care facilities in accordance with Section 907.2.2.

914.11.3 Fire alarm systems. An automatic smoke detection system shall be provided for ambulatory care facilities in accordance with Section 907.2.2.1.

CALIFORNIA FIRE CODE – MATRIX ADOPTION TABLE

CHAPTER 10 – MEANS OF EGRESS

(Matrix Adoption Tables are non-regulatory, intended only as an aid to the user.
See Chapter 1 for state agency authority and building applications.)

Adopting Agency	BSC	SFM		HCD			DSA		OSHPD				BSCC	DHS	AGR	DWR	CEC	CA	SL	SLC
		T-24	T-19*	1	2	1/AC	AC	SS	1	2	3	4								
Adopt Entire Chapter																				
Adopt Entire Chapter as amended (amended sections listed below)		X																		
Adopt only those sections that are listed below																				
[California Code of Regulations, Title 19, Division 1]			X																	
Chapter / Section																				
[T-19 §4.1 (a)]			X																	
[T-19 §4.1 (b)]			X																	
1003.1		X																		
1003.2		X																		
1003.3		X																		
1003.3.3.1		X																		
1003.5		X																		
[T-19 §3.27]			X																	
Table 1004.1.1		X																		
1004.1.1.1		X																		
1004.1.1.2		X																		
1004.1.1.3		X																		
[T-19 §3.30]			X																	
1005.1		X																		
1005.3.1		X																		
1005.3.2		X																		
1005.7.1		X																		
1006.1		X																		
1007.1		X																		
1007.2		X																		
1007.4		X																		
1007.5		X																		
1007.6.1		X																		
1007.8.1		X																		
1007.8.2		X																		
1007.12		X																		
1008.1.1		X																		
1008.1.1.1		X																		
1008.1.2		X																		
1008.1.4.3		X																		
1008.1.4.4.1		X																		
1008.1.4.7		X																		
1008.1.7		X																		
1008.1.9.1		X																		
1008.1.9.6		X																		
1008.1.9.7		X																		
1008.1.9.8		X																		
1008.1.9.10		X																		
1008.1.9.12		X																		
1008.1.10		X																		
1008.1.11		X																		

(continued)

CHAPTER 10 – MEANS OF EGRESS—continued

Adopting Agency	BSC	SFM		HCD			DSA		OSHPD				BSCC	DHS	AGR	DWR	CEC	CA	SL	SLC
		T-24	T-19*	1	2	1/AC	AC	SS	1	2	3	4								
Adopt Entire Chapter																				
Adopt Entire Chapter as amended (amended sections listed below)		X																		
Adopt only those sections that are listed below																				
[California Code of Regulations, Title 19, Division 1]			X																	
Chapter / Section																				
1009.3		X																		
1009.4		X																		
1009.7.2		X																		
1009.8		X																		
1009.13.1		X																		
1009.15		X																		
1011.1		X																		
1011.2		X																		
1011.4		X																		
1011.7		X																		
1011.8		X																		
1012.8		X																		
1013.3		X																		
1013.4		X																		
1014.2		X																		
1014.2.2		X																		
1014.3		X																		
1015.1		X																		
Table 1015.1		X																		
1015.2		X																		
1015.2.2		X																		
1015.5		X																		
1015.6		X																		
1015.7		X																		
Table 1016.1		X																		
1016.2.2		X																		
[T-19 §3.06 (a)]			X																	
[T-19 §3.06 (b)]			X																	
1017.2		X																		
1018.1		X																		
Table 1018.1		X																		
Table 1018.2		X																		
1018.4		X																		
1018.5		X																		
1018.5.1		X																		
1018.6		X																		
1021.1		X																		
Table 1021.1		X																		
1021.2		X																		
Table 1021.2(1)		X																		
Table 1021.2(2)		X																		
1021.2.1		X																		
1021.2.2		X																		

(continued)

CHAPTER 10 – MEANS OF EGRESS—continued

Adopting Agency	BSC	SFM		HCD			DSA		OSHPD				BSCC	DHS	AGR	DWR	CEC	CA	SL	SLC
		T-24	T-19*	1	2	1/AC	AC	SS	1	2	3	4								
Adopt Entire Chapter																				
Adopt Entire Chapter as amended (amended sections listed below)		X																		
Adopt only those sections that are listed below																				
[California Code of Regulations, Title 19, Division 1]			X																	
Chapter / Section																				
1021.2.3		X																		
1022.2		X																		
1022.9		X																		
1022.9.1		X																		
1022.10		X																		
1022.10.1		X																		
1022.10.2		X																		
1025.4		X																		
1026.2		X																		
1027.1		X																		
1027.6		X																		
1028.1		X																		
1028.2		X																		
1028.3		X																		
1028.3.1		X																		
1028.6.4		X																		
1028.9.1		X																		
[T-19 §3.06 (a)]			X																	
1029.4		X																		
[T-19 §4.2]			X																	
[T-19 §4.3 (a-c)]			X																	
[T-19 §4.4]			X																	
[T-19 §4.5 (a)]			X																	
[T-19 §4.6 (a)(b)]			X																	
[T-19 §3.11 (a-d)]			X																	

* The *California Code of Regulations* (CCR), Title 19, Division 1 provisions that are found in the *California Fire Code* are a reprint from the current CCR, Title 19, Division 1 text for the code user's convenience only. The scope, applicability and appeals procedures of CCR, Title 19, Division I remain the same.

CHAPTER 10 MEANS OF EGRESS

SECTION 1001 ADMINISTRATION

1001.1 General. Buildings or portions thereof shall be provided with a means of egress system as required by this chapter. The provisions of this chapter shall control the design, construction and arrangement of means of egress components required to provide an approved means of egress from structures and portions thereof. Sections 1003 through 1029 shall apply to new construction. Section 1030 shall apply to existing buildings.

Exception: Detached one- and two-family dwellings and multiple single-family dwellings (townhouses) not more than three stories above grade plane in height with a separate means of egress and their accessory structures shall comply with the *California Residential Code*.

1001.2 Minimum requirements. It shall be unlawful to alter a building or structure in a manner that will reduce the number of exits or the capacity of the means of egress to less than required by this code.

**SECTION 1002
DEFINITIONS**

[B] **1002.1 Definitions.** The following terms are defined in Chapter 2:

- [B] ACCESSIBLE MEANS OF EGRESS.
- [B] AISLE.
- [B] AISLE ACCESSWAY.
- [B] ALTERNATING TREAD DEVICE.
- [B] AREA OF REFUGE.
- [B] BLEACHERS.
- [B] COMMON PATH OF EGRESS TRAVEL.
- [B] CORRIDOR.
- [B] DOOR, BALANCED.
- [B] EGRESS COURT.
- [B] EMERGENCY ESCAPE AND RESCUE OPENING.
- [B] EXIT.
- [B] EXIT ACCESS.
- [B] EXIT ACCESS DOORWAY.
- [B] EXIT ACCESS RAMP.
- [B] EXIT ACCESS STAIRWAY.
- [B] EXIT DISCHARGE.
- [B] EXIT DISCHARGE, LEVEL OF.
- [B] EXIT, HORIZONTAL.
- [B] EXIT PASSAGEWAY.
- [B] FIRE EXIT HARDWARE.
- [B] FIXED SEATING.
- [B] FLIGHT.
- [B] FLOOR AREA, GROSS.
- [B] FLOOR AREA, NET.
- [B] FOLDING AND TELESCOPIC SEATING.
- [B] GRANDSTAND.
- [B] GUARD.
- [B] HANDRAIL.
- [B] INTERIOR EXIT RAMP.
- [B] INTERIOR EXIT STAIRWAY.
- [B] MEANS OF EGRESS.
- [B] MERCHANDISE PAD.
- [B] NOSING.
- [B] OCCUPANT LOAD.
- [B] PANIC HARDWARE.
- [B] PHOTOLUMINESCENT.
- [B] PUBLIC WAY.
- [B] RAMP.
- [B] SCISSOR STAIR.

- [B] SELF-LUMINOUS.
- [B] SMOKE-PROTECTED ASSEMBLY SEATING.
- [B] STAIR.
- [B] STAIRWAY.
- [B] STAIRWAY, EXTERIOR.
- [B] STAIRWAY, INTERIOR.
- [B] STAIRWAY, SPIRAL.
- [B] WINDER.

[California Code of Regulations, Title 19, Division 1, §4.1(a)] *Definitions.*

(a) *Burglar bars – Security bars located on the inside or outside of a door or window of a residential dwelling.*

[California Code of Regulations, Title 19, Division 1, §4.1 (b)] *Definitions.*

(b) *Residential Dwelling – A house, apartment, motel, hotel or other type of residential dwelling subject to the State Housing Law Part. 1.5 (commencing with Section 17910), Division 13 of Health and Safety Code and a manufactured home, mobilehome, and multiunit manufactured housing as defined in Part 2 (commencing with Section 18000) of Division 13 of the Health and Safety Code.*

**SECTION 1003
GENERAL MEANS OF EGRESS**

[B] **1003.1 Applicability.** The general requirements specified in Sections 1003 through 1013 shall apply to all three elements of the means of egress system, in addition to those specific requirements for the exit access, the exit and the exit discharge detailed elsewhere in this chapter.

Exception: Exiting requirements for Fixed Guideway Transit Systems shall be in accordance with Section 433.3 of the California Building Code.

[B] **1003.2 Ceiling height.** The means of egress shall have a ceiling height of not less than 7 feet 6 inches (2286 mm).

Exceptions:

1. Sloped ceilings in accordance with Section 1208.2 of the *California Building Code*.
2. Ceilings of dwelling units and sleeping units within residential occupancies in accordance with Section 1208.2 of the *California Building Code*.
3. Allowable projections in accordance with Section 1003.3.
4. Stair headroom in accordance with Section 1009.5.
5. Door height in accordance with Section 1008.1.1.
6. Ramp headroom in accordance with Section 1010.6.2.
7. The clear height of floor levels in vehicular and pedestrian traffic areas in parking garages in accordance with Section 406.4.1 of the *California Building Code*.

8. Areas above and below mezzanine floors in accordance with Section 505.2.
9. In Group I-2, I-2.1 and I-3 occupancies, the means of egress shall have a ceiling height of not less than 8 feet (2439 mm).

[B] 1003.3 Protruding objects. Protruding objects shall comply with the requirements of Sections 1003.3.1 through 1003.3.4.

Exception: In Group I-2 and Group I-2.1 occupancies, protruding objects shall not extend more than 12 inches (305 mm) below the minimum ceiling height required by Section 1003.2.

[B] 1003.3.1 Headroom. Protruding objects are permitted to extend below the minimum ceiling height required by Section 1003.2 provided a minimum headroom of 80 inches (2032 mm) shall be provided for any walking surface, including walks, corridors, aisles and passageways. Not more than 50 percent of the ceiling area of a means of egress shall be reduced in height by protruding objects.

Exception: Door closers and stops shall not reduce headroom to less than 78 inches (1981 mm).

A barrier shall be provided where the vertical clearance is less than 80 inches (2032 mm) high. The leading edge of such a barrier shall be located 27 inches (686 mm) maximum above the floor.

[B] 1003.3.2 Post-mounted objects. A free-standing object mounted on a post or pylon shall not overhang that post or pylon more than 4 inches (102 mm) where the lowest point of the leading edge is more than 27 inches (686 mm) and less than 80 inches (2032 mm) above the walking surface. Where a sign or other obstruction is mounted between posts or pylons and the clear distance between the posts or pylons is greater than 12 inches (305 mm), the lowest edge of such sign or obstruction shall be 27 inches (686 mm) maximum or 80 inches (2032 mm) minimum above the finished floor or ground.

Exception: These requirements shall not apply to sloping portions of handrails between the top and bottom riser of stairs and above the ramp run.

[B] 1003.3.3 Horizontal projections. Structural elements, fixtures or furnishings shall not project horizontally from either side more than 4 inches (102 mm) over any walking surface between the heights of 27 inches (686 mm) and 80 inches (2032 mm) above the walking surface.

Exception: Handrails are permitted to protrude 4½ inches (114 mm) from the wall.

1003.3.3.1 Horizontal projections for Group I-2 occupancies. Structural elements, fixtures or furnishings shall not project horizontally from either side more than 1½ inches (38 mm) into the required width of an exit access corridor serving any area caring for one or more nonambulatory or bedridden persons.

Exceptions:

1. Handrails are permitted to protrude 3½ inches (89 mm) from the wall.

2. Alcohol-based hand-rub dispensers are permitted to protrude 4 inches.

3. Manual fire alarm boxes with a protective cover installed are permitted to protrude 4 inches.

[B] 1003.3.4 Clear width. Protruding objects shall not reduce the minimum clear width of accessible routes as required in Section 1104 of the California Building Code.

[B] 1003.4 Floor surface. Walking surfaces of the means of egress shall have a slip-resistant surface and be securely attached.

[B] 1003.5 Elevation change. Where changes in elevation of less than 12 inches (305 mm) exist in the means of egress, sloped surfaces shall be used. Where the slope is greater than one unit vertical in 20 units horizontal (5-percent slope), ramps complying with Section 1010 shall be used. Where the difference in elevation is 6 inches (152 mm) or less, the ramp shall be equipped with either handrails or floor finish materials that contrast with adjacent floor finish materials.

Exceptions:

1. A single step with a maximum riser height of 7 inches (178 mm) is permitted for buildings with occupancies in Groups F, H, R-2, R-3, S and U at exterior doors not required to be accessible by Chapter 11A or 11B of the California Building Code.
2. A stair with a single riser or with two risers and a tread is permitted at locations not required to be accessible by Chapter 11 of the California Building Code, provided that the risers and treads comply with Section 1009.7, the minimum depth of the tread is 13 inches (330 mm) and at least one handrail complying with Section 1012 is provided within 30 inches (762 mm) of the centerline of the normal path of egress travel on the stair.
3. A step is permitted in aisles serving seating that has a difference in elevation less than 12 inches (305 mm) at locations not required to be accessible by Chapter 11A or 11B of the California Building Code, provided that the risers and treads comply with Section 1028.11 and the aisle is provided with a handrail complying with Section 1028.13.

Throughout a story in Group I-2 and Group I-2.1 occupancies, any change in elevation in portions of the means of egress that serve nonambulatory persons shall be by means of a ramp or sloped walkway.

[B] 1003.6 Means of egress continuity. The path of egress travel along a means of egress shall not be interrupted by any building element other than a means of egress component as specified in this chapter. Obstructions shall not be placed in the required width of a means of egress except projections permitted by this chapter. The required capacity of a means of egress system shall not be diminished along the path of egress travel.

[B] 1003.7 Elevators, escalators and moving walks. Elevators, escalators and moving walks shall not be used as a com-

MEANS OF EGRESS

ponent of a required means of egress from any other part of the building.

Exception: Elevators used as an accessible means of egress in accordance with Section 1007.4.

**SECTION 1004
OCCUPANT LOAD**

[B] 1004.1 Design occupant load. In determining means of egress requirements, the number of occupants for whom means of egress facilities shall be provided shall be determined in accordance with this section.

[California Code of Regulations, Title 19, Division 1, §3.27] Overcrowding.

The number of occupants of any building, structure, or portion thereof, shall not exceed the permitted or posted capacity.

[B] 1004.1.1 Cumulative occupant loads. Where the path of egress travel includes intervening rooms, areas or spaces, cumulative occupant loads shall be determined in accordance with this section.

[B] 1004.1.1.1 Intervening spaces or accessory areas. Where occupants egress from one or more rooms, areas or spaces through others, the design occupant load shall be the combined occupant load of interconnected accessory or intervening spaces. Design of egress path capacity shall be based on the cumulative portion of occupant loads of all rooms, areas or spaces to that point along the path of egress travel.

[B] 1004.1.1.2 Adjacent levels for mezzanines. That portion of occupant load of a mezzanine with all required egress through a room, area or space on an adjacent level shall be added to the occupant load of that room, area or space.

1004.1.1.3 Adjacent stories. Other than for the egress components designed for convergence in accordance with Section 1005.6, the occupant load from separate stories shall not be added.

[B] 1004.1.2 Areas without fixed seating. The number of occupants shall be computed at the rate of one occupant per unit of area as prescribed in Table 1004.1.2. For areas without fixed seating, the occupant load shall not be less than that number determined by dividing the floor area under consideration by the occupant load factor assigned to the function of the space as set forth in Table 1004.1.2. Where an intended function is not listed in Table 1004.1.2, the fire code official shall establish a function based on a listed function that most nearly resembles the intended function.

Exception: Where approved by the fire code official, the actual number of occupants for whom each occupied space, floor or building is designed, although less than those determined by calculation, shall be permitted to be used in the determination of the design occupant load.

**TABLE 1004.1.2
MAXIMUM FLOOR AREA ALLOWANCES PER OCCUPANT**

FUNCTION OF SPACE	OCCUPANT LOAD FACTOR ^a
Accessory storage areas, mechanical equipment room	300 gross
Agricultural building	300 gross
Aircraft hangars	500 gross
Airport terminal	
Baggage claim	20 gross
Baggage handling	300 gross
Concourse	100 gross
Waiting areas	15 gross
Assembly	
Gaming floors (keno, slots, etc.)	11 gross
Exhibit gallery and museum	30 net
Assembly with fixed seats	See Section 1004.4
Assembly without fixed seats	
Concentrated (chairs only – not fixed)	7 net
Standing space	5 net
Unconcentrated (tables and chairs)	15 net
Bowling centers, allow 5 persons for each lane including 15 feet of runway, and for additional areas	7 net
Business areas	100 gross
Courtrooms – other than fixed seating areas	40 net
Day care	35 net
Dormitories	50 gross
Educational	
Classroom area	
Shops and other vocational room areas	20 net 50 net
Exercise rooms	50 gross
Group H-5 Fabrication and manufacturing areas	200 gross
Industrial areas	100 gross
Institutional areas	
Inpatient treatment areas	240 gross
Outpatient areas	100 gross
Sleeping areas	120 gross
Kitchens, commercial	200 gross
Laboratory	
Educational	50 net
Laboratories, noneducational	100 net
Laboratory suite ^a	200 gross
Library	
Reading rooms	50 net
Stack area	100 gross
Locker rooms	50 gross
Mall buildings – covered and open	See Section 402.8.2 of the California Building Code
Mercantile	
Areas on other floors	60 gross
Basement and grade floor areas	30 gross
Storage, stock, shipping areas	300 gross
Parking garages	200 gross
Residential	200 gross

(continued)

**TABLE 1004.1.2—continued
MAXIMUM FLOOR AREA ALLOWANCES PER OCCUPANT**

FUNCTION OF SPACE	OCCUPANT LOAD FACTOR ^a
Skating rinks, swimming pools Rink and pool Decks	50 gross 15 gross
Stages and platforms	15 net
Warehouses	500 gross

For SI: 1 square foot = 0.0929 m².

a. Floor area in square feet per occupant.

[B] 1004.2 Increased occupant load. The occupant load permitted in any building, or portion thereof, is permitted to be increased from that number established for the occupancies in Table 1004.1.2, provided that all other requirements of the code are also met based on such modified number and the occupant load does not exceed one occupant per 7 square feet (0.65 m²) of occupiable floor space. Where required by the fire code official, an approved aisle, seating or fixed equipment diagram substantiating any increase in occupant load shall be submitted. Where required by the fire code official, such diagram shall be posted.

[B] 1004.3 Posting of occupant load. Every room or space which is used for assembly, classroom, dining, drinking, or similar purposes having an occupant load of 50 or more shall have the occupant load of the room or space posted in a conspicuous place, near the main exit or exit access doorway from the room or space. Posted signs shall be of an approved legible permanent design and shall be maintained by the owner or authorized agent.

**[California Code of Regulations, Title 19, Division 1, §3.30]
Posting of Room Capacity.**

Any room having an occupant load of 50 or more persons where fixed seats are not installed, and which is used for assembly, classroom, dining, drinking, or similar purposes, shall have the capacity of the room posted in a conspicuous place near the main exit from the room. Posting shall be by means of a durable sign having a contrasting color from the background to which it is attached. Signs shall be of an approved type and shall be maintained in a legible manner by the owner or his authorized agent and shall indicate the number of occupants permitted for each room use. No person shall deface or remove such signs except as authorized by the enforcing agency.

[B] 1004.4 Fixed seating. For areas having fixed seats and aisles, the occupant load shall be determined by the number of fixed seats installed therein. The occupant load for areas in which fixed seating is not installed, such as waiting spaces, shall be determined in accordance with Section 1004.1.2 and added to the number of fixed seats.

The occupant load of wheelchair spaces and the associated companion seat shall be based on one occupant for each wheelchair space and one occupant for the associated com-

panion seat provided in accordance with Section 1108.2.3 of the *California Building Code*.

For areas having fixed seating without dividing arms, the occupant load shall not be less than the number of seats based on one person for each 18 inches (457 mm) of seating length.

The occupant load of seating booths shall be based on one person for each 24 inches (610 mm) of booth seat length measured at the backrest of the seating booth.

[B] 1004.5 Outdoor areas. Yards, patios, courts and similar outdoor areas accessible to and usable by the building occupants shall be provided with means of egress as required by this chapter. The occupant load of such outdoor areas shall be assigned by the fire code official in accordance with the anticipated use. Where outdoor areas are to be used by persons in addition to the occupants of the building, and the path of egress travel from the outdoor areas passes through the building, means of egress requirements for the building shall be based on the sum of the occupant loads of the building plus the outdoor areas.

Exceptions:

1. Outdoor areas used exclusively for service of the building need only have one means of egress.
2. Both outdoor areas associated with Group R-3 and individual dwelling units of Group R-2.

[B] 1004.6 Multiple occupancies. Where a building contains two or more occupancies, the means of egress requirements shall apply to each portion of the building based on the occupancy of that space. Where two or more occupancies utilize portions of the same means of egress system, those egress components shall meet the more stringent requirements of all occupancies that are served.

**SECTION 1005
MEANS OF EGRESS SIZING**

[B] 1005.1 General. All portions of the means of egress system shall be sized in accordance with this section.

Exception: Means of egress complying with Section 1028.

[B] 1005.2 Minimum width based on component. The minimum width, in inches (mm), of any means of egress component shall not be less than that specified for such component elsewhere in this code or the *California Building Code*.

[B] 1005.3 Required capacity based on occupant load. The required capacity, in inches (mm), of the means of egress for any room, area, space or story shall not be less than that determined in accordance with Sections 1005.3.1 and 1005.3.2.

[B] 1005.3.1 Stairways. The capacity, in inches (mm), of means of egress stairways shall be calculated by multiplying the occupant load served by such stairway by a means of egress capacity factor of 0.3 inch (7.6 mm) per occu-

part. Where stairways serve more than one story, only the occupant load of each story considered individually shall be used in calculating the required capacity of the stairways serving that story.

Exceptions:

1. For other than Group H and I-2 occupancies, the capacity, in inches (mm), of means of egress stairways shall be calculated multiplying the occupant load served by such stairway by a means of egress capacity factor of 0.2 inch (5.1 mm) per occupant in buildings equipped throughout with an automatic sprinkler system installed in accordance with Section 903.3.1.1 or 903.3.1.2 and an emergency voice/alarm communication system in accordance with Section 907.5.2.2.
2. For Group H-1, H-2, H-3 and H-4 occupancies, the total width of means of egress in inches (mm) shall not be less than the total occupant load served by the means of egress multiplied by 0.7 inches (7.62 mm) per occupant.
3. Means of egress complying with Section 1028.

[B] 1005.3.2 Other egress components. The capacity, in inches (mm), of means of egress components other than stairways shall be calculated by multiplying the occupant load served by such component by a means of egress capacity factor of 0.2 inch (5.1 mm) per occupant.

Exceptions:

1. For other than Group H and I-2 occupancies, the capacity, in inches (mm), of means of egress components other than stairways shall be calculated multiplying the occupant load served by such component by a means of egress capacity factor of 0.15 inch (3.8 mm) per occupant in buildings equipped throughout with an automatic sprinkler system installed in accordance with Section 903.3.1.1 or 903.3.1.2 and an emergency voice/alarm communication system in accordance with Section 907.5.2.2.
2. For Group H-1, H-2, H-3 and H-4 occupancies, the total width of means of egress in inches (mm) shall not be less than the total occupant load served by the means of egress multiplied by 0.4 inches (5.08 mm) per occupant.
3. Means of egress complying with Section 1028.

[B] 1005.4 Continuity. The capacity of the means of egress required from any story of a building shall not be reduced along the path of egress travel until arrival at the public way.

[B] 1005.5. Distribution of egress capacity. Where more than one exit, or access to more than one exit, is required, the means of egress shall be configured such that the loss of any one exit, or access to one exit, shall not reduce the available capacity to less than 50 percent of the required capacity.

[B] 1005.6 Egress convergence. Where the means of egress from stories above and below converge at an intermediate level, the capacity of the means of egress from the point of

convergence shall not be less than the sum of the required capacities for the two adjacent stories.

[B] 1005.7 Encroachment. Encroachments into the required means of egress width shall be in accordance with the provisions of this section.

[B] 1005.7.1 Doors. Doors, when fully opened, shall not reduce the required width by more than 7 inches (178 mm). Doors in any position shall not reduce the required width by more than one-half.

Exceptions:

1. In other than Group I-2 occupancies, surface-mounted latch release hardware shall be exempt from inclusion in the 7-inch maximum (178 mm) encroachment where:
 - 1.1. The hardware is mounted to the side of the door facing away from the adjacent wall where the door is in the open position; and
 - 1.2. The hardware is mounted not less than 34 inches (865 mm) nor more than 48 inches (1219 mm) above the finished floor.
2. The restrictions on door swing shall not apply to doors within individual dwelling units and sleeping units of Group R-2 occupancies and dwelling units of Group R-3 occupancies.

[B] 1005.7.2 Other projections. Handrail projections shall be in accordance with the provisions of Section 1012.8. Other nonstructural projections such as trim and similar decorative features shall be permitted to project into the required width a maximum of 1½ inches (38 mm) on each side.

[B] 1005.7.3 Protruding objects. Protruding objects shall comply with the applicable requirements of Section 1003.3.

**SECTION 1006
MEANS OF EGRESS ILLUMINATION**

[B] 1006.1 Illumination required. The means of egress, including the exit discharge, shall be illuminated at all times the building space served by the means of egress is occupied.

Exceptions:

1. Occupancies in Group U.
2. Aisle accessways in Group A.
3. Dwelling units and sleeping units in Groups R-1, R-2 and R-3.
4. Sleeping units of Group I, R-2.1 and R-4 occupancies.

[B] 1006.2 Illumination level. The means of egress illumination level shall not be less than 1 footcandle (11 lux) at the walking surface.

Exception: For auditoriums, theaters, concert or opera halls and similar assembly occupancies, the illumination at the walking surface is permitted to be reduced during per-

formances to not less than 0.2 footcandle (2.15 lux), provided that the required illumination is automatically restored upon activation of a premises' fire alarm system where such system is provided.

[B] 1006.3 Emergency power for illumination. The power supply for means of egress illumination shall normally be provided by the premises' electrical supply.

In the event of power supply failure, an emergency electrical system shall automatically illuminate all of the following areas:

1. Aisles and unenclosed egress stairways in rooms and spaces that require two or more means of egress.
2. Corridors, interior exit stairways and ramps and exit passageways in buildings required to have two or more exits.
3. Exterior egress components at other than their levels of exit discharge until exit discharge is accomplished for buildings required to have two or more exits.
4. Interior exit discharge elements, as permitted in Section 1027.1, in buildings required to have two or more exits.
5. Exterior landings as required by Section 1008.1.6 for exit discharge doorways in buildings required to have two or more exits.

The emergency power system shall provide power for a duration of not less than 90 minutes and shall consist of storage batteries, unit equipment or an on-site generator. The installation of the emergency power system shall be in accordance with Section 604.

[B] 1006.3.1 Illumination level under emergency power. Emergency lighting facilities shall be arranged to provide initial illumination that is at least an average of 1 footcandle (11 lux) and a minimum at any point of 0.1 footcandle (1 lux) measured along the path of egress at floor level. Illumination levels shall be permitted to decline to 0.6 footcandle (6 lux) average and a minimum at any point of 0.06 footcandle (0.6 lux) at the end of the emergency lighting time duration. A maximum-to-minimum illumination uniformity ratio of 40 to 1 shall not be exceeded.

SECTION 1007 ACCESSIBLE MEANS OF EGRESS

[B] 1007.1 Accessible means of egress required. Accessible means of egress shall comply with this section. Accessible spaces shall be provided with not less than one accessible means of egress. Where more than one means of egress are required by Section 1015.1 or 1021.1 from any accessible space, each accessible portion of the space shall be served by accessible means of egress *in at least the same number as required by Section 1015.1 or 1021.1. In addition to the requirements of this chapter, means of egress, which provide access to, or egress from, buildings for persons with disabili-*

ties, shall also comply with the requirements of Chapters 11A or 11B of the California Building Code, as applicable.

Exceptions:

1. Accessible means of egress are not required in alterations to existing buildings.
2. One accessible means of egress is required from an accessible mezzanine level in accordance with Section 1007.3, 1007.4 or 1007.5.
3. In assembly areas with sloped or stepped aisles, one accessible means of egress is permitted where the common path of travel is accessible and meets the requirements in Section 1028.8.

[B] 1007.2 Continuity and components. Each required accessible means of egress shall be continuous to a public way and shall consist of one or more of the following components:

1. Accessible routes complying with Chapter 11A or 11B of the *California Building Code*.
2. Interior exit stairways complying with Sections 1007.3 and 1022.
3. Interior exit access stairways complying with Sections 1007.3 and 1009.3.
4. Exterior exit stairways complying with Sections 1007.3 and 1026 and serving levels other than the level of exit discharge.
5. Elevators complying with Section 1007.4.
6. Platform lifts complying with Section 1007.5.
7. Horizontal exits complying with Section 1025.
8. Ramps complying with Section 1010.
9. Areas of refuge complying with Section 1007.6.
10. Exterior area for assisted rescue complying with Section 1007.7.

[B] 1007.2.1 Elevators required. In buildings where a required accessible floor is four or more stories above or below a level of exit discharge, at least one required accessible means of egress shall be an elevator complying with Section 1007.4.

Exceptions:

1. In buildings equipped throughout with an automatic sprinkler system installed in accordance with Section 903.3.1.1 or 903.3.1.2, the elevator shall not be required on floors provided with a horizontal exit and located at or above the levels of exit discharge.
2. In buildings equipped throughout with an automatic sprinkler system installed in accordance with Section 903.3.1.1 or 903.3.1.2, the elevator shall not be required on floors provided with a ramp conforming to the provisions of Section 1010.

[B] 1007.3 Stairways. In order to be considered part of an accessible means of egress, a stairway between stories shall have a clear width of 48 inches (1219 mm) minimum between handrails, and shall either incorporate an area of refuge within an enlarged floor-level landing or shall be accessed from either an area of refuge complying with Section 1007.6 or a horizontal exit. Exit access stairways that connect levels in the same story are not permitted as part of an accessible means of egress.

Exceptions:

1. The clear width of 48 inches (1219 mm) between handrails is not required in buildings equipped throughout with an automatic sprinkler system installed in accordance with Section 903.3.1.1 or 903.3.1.2.
2. Areas of refuge are not required at stairways in buildings equipped throughout by an automatic sprinkler system installed in accordance with Section 903.3.1.1 or 903.3.1.2.
3. The clear width of 48 inches (1219 mm) between handrails is not required for stairways accessed from a horizontal exit.
4. Areas of refuge are not required at stairways serving open parking garages.
5. Areas of refuge are not required for smoke protected seating areas complying with Section 1028.6.2.
6. The areas of refuge are not required in Group R-2 occupancies.

[B] 1007.4 Elevators. In order to be considered part of an accessible means of egress, an elevator shall comply with the emergency operation and signaling device requirements of *California Code of Regulations, Title 8, Division 1, Chapter 4, Subchapter 6, Elevator Safety Orders*. Standby power shall be provided in accordance with Section 604.2.5 of this code and Section 3003 of the *California Building Code*. The elevator shall be accessed from either an area of refuge complying with Section 1007.6 or a horizontal exit.

Exceptions:

1. Elevators are not required to be accessed from an area of refuge or horizontal exit in open parking garages.
2. Elevators are not required to be accessed from an area of refuge or horizontal exit in buildings and facilities equipped throughout with an automatic sprinkler system installed in accordance with Section 903.3.1.1 or 903.3.1.2.
3. Elevators not required to be located in a shaft in accordance with Section 712 of the *California Building Code* are not required to be accessed from an area of refuge or horizontal exit.
4. Elevators are not required to be accessed from an area of refuge or horizontal exit for smoke-protected seating areas complying with Section 1028.6.2.

[B] 1007.5 Platform lifts. Platform (wheelchair) lifts shall not serve as part of an accessible means of egress, except

where allowed as part of a required accessible route in Chapter 11A or 11B of the *California Building Code*. Standby power shall be provided in accordance with Section 604.2.6 for platform lifts permitted to serve as part of a means of egress.

[B] 1007.5.1 Openness. Platform lifts on an accessible means of egress shall not be installed in a fully enclosed hoistway.

[B] 1007.6 Areas of refuge. Every required area of refuge shall be accessible from the space it serves by an accessible means of egress. The maximum travel distance from any accessible space to an area of refuge shall not exceed the travel distance permitted for the occupancy in accordance with Section 1016.1. Every required area of refuge shall have direct access to a stairway complying with Section 1007.3 or an elevator complying with Section 1007.4. Where an elevator lobby is used as an area of refuge, the shaft and lobby shall comply with Section 1022.10 for smokeproof enclosures except where the elevators are in an area of refuge formed by a horizontal exit or smoke barrier.

[B] 1007.6.1 Size. Each area of refuge shall be sized to accommodate *two* wheelchair spaces that are not less than 30 inches by 48 inches (762 mm by 1219 mm) *The total number of such 30-inch by 48-inch (762 mm by 1219 mm) spaces per story shall be not less than one for every 200 persons of calculated occupant load served by the area of refuge.* Such wheelchair spaces shall not reduce the required means of egress width. Access to any of the required wheelchair spaces in an area of refuge shall not be obstructed by more than one adjoining wheelchair space.

Exception: *The enforcing agency may reduce the size of each required area of refuge to accommodate one wheelchair space that is not less than 30 inches by 48 inches on floors where the occupant load is less than 200.*

[B] 1007.6.2 Separation. Each area of refuge shall be separated from the remainder of the story by a smoke barrier complying with Section 709 of the *California Building Code* or a horizontal exit complying with Section 1025. Each area of refuge shall be designed to minimize the intrusion of smoke.

Exception: Areas of refuge located within an enclosure for exit access stairways or interior exit stairways.

[B] 1007.6.3 Two-way communication. Areas of refuge shall be provided with a two-way communication system complying with Sections 1007.8.1 and 1007.8.2.

[B] 1007.7 Exterior area for assisted rescue. Exterior areas for assisted rescue shall be accessed by an accessible route from the area served. Exterior areas for assisted rescue shall be permitted in accordance with Section 1007.7.1 or 1007.7.2.

[B] 1007.7.1 Level of exit discharge. Where the exit discharge does not include an accessible route from an exit located on a level of exit discharge to a public way, an exterior area of assisted rescue shall be provided on the

exterior landing in accordance with Sections 1007.7.3 through 1007.7.6.

[B] 1007.7.2 Outdoor facilities. Where exit access from the area serving outdoor facilities is essentially open to the outside, an exterior area of assisted rescue is permitted as an alternative to an area of refuge. Every required exterior area of assisted rescue shall have direct access to an interior stairway, exterior stairway, or elevator serving as an accessible means of egress component. The exterior area of assisted rescue shall comply with Sections 1007.7.3 through 1007.7.6, and shall be provided with a two-way communication system complying with Sections 1007.8.1 and 1007.8.2.

[B] 1007.7.3 Size. Each exterior area for assisted rescue shall be sized to accommodate wheelchair spaces in accordance with Section 1007.6.1.

[B] 1007.7.4 Separation. Exterior walls separating the exterior area of assisted rescue from the interior of the building shall have a minimum fire-resistance rating of 1 hour, rated for exposure to fire from the inside. The fire-resistance-rated exterior wall construction shall extend horizontally 10 feet (3048 mm) beyond the landing on either side of the landing or equivalent fire-resistance-rated construction is permitted to extend out perpendicular to the exterior wall 4 feet (1219 mm) minimum on the side of the landing. The fire-resistance-rated construction shall extend vertically from the ground to a point 10 feet (3048 mm) above the floor level of the area for assisted rescue or to the roof line, whichever is lower. Openings within such fire-resistance-rated exterior walls shall be protected in accordance with Section 716 of the *California Building Code*.

[B] 1007.7.5 Openness. The exterior area for assisted rescue shall be open to the outside air. The sides other than the separation walls shall be at least 50 percent open, and the open area shall be distributed so as to minimize the accumulation of smoke or toxic gases.

[B] 1007.7.6 Stairway. Stairways that are part of the means of egress for the exterior area for assisted rescue shall provide a clear width of 48 inches (1219 mm) between handrails.

Exception: The clear width of 48 inches (1219 mm) between handrails is not required at stairways serving buildings equipped throughout with an automatic sprinkler system installed in accordance with Section 903.3.1.1 or 903.3.1.2.

[B] 1007.8 Two-way communication. A two-way communication system shall be provided at the elevator landing on each accessible floor that is one or more stories above or below the story of exit discharge complying with Sections 1007.8.1 and 1007.8.2.

Exceptions:

1. Two-way communication systems are not required at the elevator landing where the two-way communication system is provided within areas of refuge in accordance with Section 1007.6.3.

2. Two-way communication systems are not required on floors provided with ramps conforming to the provisions of Section 1010.

[B] 1007.8.1 System requirements. Two-way communication systems shall provide communication between each required location *and* a central control point location approved by the fire department. Where the central control point is not constantly attended, a two-way communication system shall have a timed automatic telephone dial-out capability to an *approved* monitoring location. The two-way communication system shall include both audible and visible signals.

1007.8.2 Directions. Directions for the use of the two-way communication system, instructions for summoning assistance via the two-way communication system and written identification of the *specific story, floor location, and building address or other building identifier* shall be posted adjacent to the two-way communication system.

[B] 1007.9 Signage. Signage indicating special accessibility provisions shall be provided as shown:

1. Each door providing access to an area of refuge from an adjacent floor area shall be identified by a sign stating: AREA OF REFUGE.
2. Each door providing access to an exterior area for assisted rescue shall be identified by a sign stating: EXTERIOR AREA FOR ASSISTED RESCUE.

Signage shall comply with Chapter 11A or 11B of the *California Building Code* requirements for visual characters and include the International Symbol of Accessibility. Where exit sign illumination is required by Section 1011.3, the signs shall be illuminated. Additionally, raised character and Braille signage complying with Chapter 11A or 11B of the *California Building Code* shall be located at each door to an area of refuge and exterior area for assisted rescue in accordance with Section 1011.4.

[B] 1007.10 Directional signage. Direction signage indicating the location of the other means of egress and which are accessible means of egress shall be provided at the following:

1. At exits serving a required accessible space but not providing an approved accessible means of egress.
2. At elevator landings.
3. Within areas of refuge.

[B] 1007.11 Instructions. In areas of refuge and exterior areas for assisted rescue, instructions on the use of the area under emergency conditions shall be posted. The instructions shall include all of the following:

1. Persons able to use the exit stairway do so as soon as possible, unless they are assisting others.
2. Information on planned availability of assistance in the use of stairs or supervised operation of elevators and how to summon such assistance.
3. Directions for use of the two-way communications system where provided.

1007.12 Alarms/emergency warning systems/accessibility. *If emergency warning systems are required, they shall activate*

a means of warning the hearing impaired. Emergency warning systems as part of the fire-alarm system shall be designed and installed in accordance with NFPA 72 as amended in Chapter 45.

**SECTION 1008
DOORS, GATES AND TURNSTILES**

[B] 1008.1 Doors. Means of egress doors shall meet the requirements of this section. Doors serving a means of egress system shall meet the requirements of this section and Section 1020.2. Doors provided for egress purposes in numbers greater than required by this code shall meet the requirements of this section.

Means of egress doors shall be readily distinguishable from the adjacent construction and finishes such that the doors are easily recognizable as doors. Mirrors or similar reflecting materials shall not be used on means of egress doors. Means of egress doors shall not be concealed by curtains, drapes, decorations or similar materials.

[B] 1008.1.1 Size of doors. The minimum width of each door opening shall be sufficient for the occupant load thereof and shall provide a clear width of 32 inches (813 mm). Clear openings of doorways with swinging doors shall be measured between the face of the door and the stop, with the door open 90 degrees (1.57 rad). Where this section requires a minimum clear width of 32 inches (813 mm) and a door opening includes two door leaves without a mullion, one leaf shall provide a clear opening width of 32 inches (813 mm). The maximum width of a swinging door leaf shall be 48 inches (1219 mm) nominal. Means of egress doors in a Group I-2 occupancy used for the movement of beds *and litter patients* shall provide a clear width not less than 41½ inches (1054 mm). The height of door openings shall not be less than 44 inches (1054 mm).

Exceptions:

1. The minimum and maximum width shall not apply to door openings that are not part of the required means of egress in Group R-2 and R-3 occupancies.
2. Door openings to resident sleeping units in Group I-3 occupancies shall have a clear width of not less than 28 inches (711 mm).
3. Door openings to storage closets less than 10 square feet (0.93 m²) in area shall not be limited by the minimum width.
4. Width of door leaves in revolving doors that comply with Section 1008.1.4.1 shall not be limited.
5. Door openings within a dwelling unit or sleeping unit shall not be less than 78 inches (1981 mm) in height.
6. Exterior door openings in dwelling units and sleeping units, other than the required exit door,

shall not be less than 76 inches (1930 mm) in height.

7. In other than Group R-1 occupancies, the minimum widths shall not apply to interior egress doors within a dwelling unit or sleeping unit that is not required to be adaptable or accessible as specified in Chapter 11A or 11B.

[B] 1008.1.1.1 Projections into clear width. There shall not be projections into the required clear width lower than 34 inches (864 mm) above the floor or ground. Projections into the clear opening width between 34 inches (864 mm) and 80 inches (2032 mm) above the floor or ground shall not exceed 4 inches (102 mm).

Exceptions:

1. Door closers and door stops shall be permitted to be 78 inches (1980 mm) minimum above the floor.
2. *In a Group I-2 occupancy, there shall be no projections into the clear width of doors used for the movement of beds and litter patients in the means of egress.*

[B] 1008.1.2 Door swing. Egress doors shall be of the pivoted or side-hinged swinging type.

Exceptions:

1. Private garages, office areas, factory and storage areas with an occupant load of 10 or less.
2. Group I-3 occupancies used as a place of detention.
3. Critical or intensive care patient rooms within suites of health care facilities.
4. Doors within or serving a single dwelling unit in Groups R-2 and R-3.
5. In other than Group H occupancies, revolving doors complying with Section 1008.1.4.1.
6. In other than Group H occupancies, horizontal sliding doors complying with Section 1008.1.4.3 are permitted in a means of egress.
7. Power-operated doors in accordance with Section 1008.1.4.2.
8. Doors serving a bathroom within an individual sleeping unit in Group R-1.
9. In other than Group H occupancies, manually operated horizontal sliding doors are permitted in a means of egress from spaces with an occupant load of 10 or less.
10. *In Group I-2 and I-2.1 occupancies, exit doors serving an occupant load of 10 or more may be of the pivoted or balanced type.*

Doors shall swing in the direction of egress travel where serving a room or area containing an occupant load of 50 or more persons or a Group H occupancy. *For Group L*

occupancies, see Section 443.6.3 of the California Building Code.

In a Group 1-2 occupancy, all required exterior egress doors shall open in the direction of egress, regardless of the occupant load served.

[B] 1008.1.3 Door opening force. The force for pushing or pulling open interior swinging egress doors, other than fire doors, shall not exceed 5 pounds (22 N). For other swinging doors, as well as sliding and folding doors, the door latch shall release when subjected to a 15-pound (67 N) force. The door shall be set in motion when subjected to a 30-pound (133 N) force. The door shall swing to a full-open position when subjected to a 15-pound (67 N) force.

[B] 1008.1.3.1 Location of applied forces. Forces shall be applied to the latch side of the door.

[B] 1008.1.4 Special doors. Special doors and security grilles shall comply with the requirements of Sections 1008.1.4.1 through 1008.1.4.4.

[B] 1008.1.4.1 Revolving doors. Revolving doors shall comply with the following:

1. Each revolving door shall be capable of collapsing into a bookfold position with parallel egress paths providing an aggregate width of 36 inches (914 mm).
2. A revolving door shall not be located within 10 feet (3048 mm) of the foot of or top of stairs or escalators. A dispersal area shall be provided between the stairs or escalators and the revolving doors.
3. The revolutions per minute (rpm) for a revolving door shall not exceed those shown in Table 1008.1.4.1.
4. Each revolving door shall have a side-hinged swinging door which complies with Section 1008.1 in the same wall and within 10 feet (3048 mm) of the revolving door.
5. Revolving doors shall not be part of an accessible route required by Section 1007 and Chapter 11A or 11B of the California Building Code.

**TABLE 1008.1.4.1
REVOLVING DOOR SPEEDS**

INSIDE DIAMETER (feet-inches)	POWER-DRIVEN-TYPE SPEED CONTROL (rpm)	MANUAL-TYPE SPEED CONTROL (rpm)
6-6	11	12
7-0	10	11
7-6	9	11
8-0	9	10
8-6	8	9
9-0	8	9
9-6	7	8
10-0	7	8

For SI: 1 inch = 25.4 mm, 1 foot = 304.8 mm.

[B] 1008.1.4.1.1 Egress component. A revolving door used as a component of a means of egress shall comply with Section 1008.1.4.1 and the following three conditions:

1. Revolving doors shall not be given credit for more than 50 percent of the required egress capacity.
2. Each revolving door shall be credited with no more than a 50-person capacity.
3. Each revolving door shall be capable of being collapsed when a force of not more than 130 pounds (578 N) is applied within 3 inches (76 mm) of the outer edge of a wing.

[B] 1008.1.4.1.2 Other than egress component. A revolving door used as other than a component of a means of egress shall comply with Section 1008.1.4.1. The collapsing force of a revolving door not used as a component of a means of egress shall not be more than 180 pounds (801 N).

Exception: A collapsing force in excess of 180 pounds (801 N) is permitted if the collapsing force is reduced to not more than 130 pounds (578 N) when at least one of the following conditions is satisfied:

1. There is a power failure or power is removed to the device holding the door wings in position.
2. There is an actuation of the automatic sprinkler system where such system is provided.
3. There is an actuation of a smoke detection system which is installed in accordance with Section 907 to provide coverage in areas within the building which are within 75 feet (22 860 mm) of the revolving doors.
4. There is an actuation of a manual control switch, in an approved location and clearly defined, which reduces the holding force to below the 130-pound (578 N) force level.

[B] 1008.1.4.2 Power-operated doors. Where means of egress doors are operated by power, such as doors with a photoelectric-actuated mechanism to open the door upon the approach of a person, or doors with power-assisted manual operation, the design shall be such that in the event of power failure, the door is capable of being opened manually to permit means of egress travel or closed where necessary to safeguard means of egress. The forces required to open these doors manually shall not exceed those specified in Section 1008.1.3, except that the force to set the door in motion shall not exceed 50 pounds (220 N). The door shall be capable of swinging from any position to the full width of the opening in which such door is installed when a force is applied to the door on the side from which egress is made. Full-power-operated doors shall com-

ply with BHMA A156.10. Power-assisted and low-energy doors shall comply with BHMA A156.19.

Exceptions:

1. Occupancies in Group I-3.
2. Horizontal sliding doors complying with Section 1008.1.4.3.
3. For a biparting door in the emergency break-out mode, a door leaf located within a multiple-leaf opening shall be exempt from the minimum 32-inch (813 mm) single-leaf requirement of Section 1008.1.1, provided a minimum 32-inch (813 mm) clear opening is provided when the two biparting leaves meeting in the center are broken out.

[B] 1008.1.4.3 Horizontal sliding doors. In other than Group H occupancies, horizontal sliding doors permitted to be a component of a means of egress in accordance with Exception 6 to Section 1008.1.2 shall comply with all of the following criteria:

1. The doors shall be power operated and shall be capable of being operated manually in the event of power failure.
2. The doors shall be openable by a simple method from both sides without special knowledge or effort.
3. The force required to operate the door shall not exceed 30 pounds (133 N) to set the door in motion and 15 pounds (67 N) to close the door or open it to the minimum required width.
4. The door shall be openable with a force not to exceed 15 pounds (67 N) when a force of 250 pounds (1100 N) is applied perpendicular to the door adjacent to the operating device.
5. The door assembly shall comply with the applicable fire protection rating and, where rated, shall be self-closing or automatic closing by smoke detection in accordance with Section 716.5.9.3 of the *California Building Code*, shall be installed in accordance with NFPA 80 and shall comply with Section 716 of the *California Building Code*.
6. The door assembly shall have an integrated standby power supply.
7. The door assembly power supply shall be electrically supervised.
8. The door shall open to the minimum required width within 10 seconds after activation of the operating device.

* **[B] 1008.1.4.4 Security grilles.** In Groups B, F, M and S, horizontal sliding or vertical security grilles are permitted at the main exit and shall be openable from the inside without the use of a key or special knowledge or effort during periods that the space is occupied. The grilles shall remain secured in the full-open position

during the period of occupancy by the general public. Where two or more means of egress are required, not more than one-half of the exits or exit access doorways shall be equipped with horizontal sliding or vertical security grilles.

1008.1.4.4.1 Special provisions school classrooms. *School classrooms constructed after January 1, 1990, not equipped with automatic sprinkler systems, which have metal grilles or bars on all their windows and do not have at least two exit doors within 3 feet (914 mm) of each end of the classroom opening to the exterior of the building or to a common hallway used for evacuation purposes, shall have an inside release for the grilles or bars on at least one window farthest from the exit doors. The window or windows with the inside release shall be clearly marked as emergency exits.*

[B] 1008.1.5 Floor elevation. There shall be a floor or landing on each side of a door. Such floor or landing shall be at the same elevation on each side of the door. Landings shall be level except for exterior landings, which are permitted to have a slope not to exceed 0.25 unit vertical in 12 units horizontal (2-percent slope).

Exceptions:

1. Doors serving individual dwelling units in Groups R-2 and R-3 where the following apply:
 - 1.1. A door is permitted to open at the top step of an interior flight of stairs, provided the door does not swing over the top step.
 - 1.2. Screen doors and storm doors are permitted to swing over stairs or landings.
2. Exterior doors as provided for in Section 1003.5, Exception 1, and Section 1020.2, which are not on an accessible route.
3. In Group R-3 occupancies not required to be Accessible units, Type A units or Type B units, the landing at an exterior doorway shall not be more than 7³/₄ inches (197 mm) below the top of the threshold, provided the door, other than an exterior storm or screen door, does not swing over the landing.
4. Variations in elevation due to differences in finish materials, but not more than 1/2 inch (12.7 mm).
5. Exterior decks, patios or balconies that are part of Type B dwelling units, have impervious surfaces and that are not more than 4 inches (102 mm) below the finished floor level of the adjacent interior space of the dwelling unit.

[B] 1008.1.6 Landings at doors. Landings shall have a width not less than the width of the stairway or the door, whichever is greater. Doors in the fully open position shall not reduce a required dimension by more than 7 inches (178 mm). When a landing serves an occupant load of 50 or more, doors in any position shall not reduce the landing to less than one-half its required width. Landings shall

have a length measured in the direction of travel of not less than 44 inches (1118 mm).

Exception: Landing length in the direction of travel in Groups R-3 and U and within individual units of Group R-2 need not exceed 36 inches (914 mm).

[B] 1008.1.7 Thresholds. Thresholds at doorways shall not exceed $\frac{3}{4}$ inch (19.1 mm) in height for sliding doors serving dwelling units or $\frac{1}{2}$ inch (12.7 mm) for other doors. Raised thresholds and floor level changes greater than $\frac{1}{4}$ inch (6.4 mm) at doorways shall be beveled with a slope not greater than one unit vertical in two units horizontal (50-percent slope).

Exception: In occupancy Group R-2 or R-3, threshold heights for sliding and side-hinged exterior doors shall be permitted to be up to $7\frac{3}{4}$ inches (197 mm) in height if all of the following apply:

1. The door is not part of the required means of egress.
2. The door is not part of an accessible route as required by Chapter 11A or 11B of the *California Building Code*.
3. The door is not part of an Accessible unit or adaptable unit.

[B] 1008.1.8 Door arrangement. Space between two doors in a series shall be 48 inches (1219 mm) minimum plus the width of a door swinging into the space. Doors in a series shall swing either in the same direction or away from the space between the doors.

Exceptions:

1. The minimum distance between horizontal sliding power-operated doors in a series shall be 48 inches (1219 mm).
2. Storm and screen doors serving individual dwelling units in Groups R-2 and R-3 need not be spaced 48 inches (1219 mm) from the other door.
3. Doors within individual dwelling units in Groups R-2 and R-3.

[B] 1008.1.9 Door operations. Except as specifically permitted by this section egress doors shall be readily openable from the egress side without the use of a key or special knowledge or effort.

[B] 1008.1.9.1 Hardware. Door handles, pulls, latches, locks and other operating devices on doors required to be accessible by Chapter 11A or 11B of the *California Building Code* shall not require tight grasping, tight pinching or twisting of the wrist to operate.

These design requirements for door handles, pulls, latches, locks and other operating devices, intended for use on required means of egress doors in other than Group R and M occupancies with an occupant load of 10 or less, shall comply with California Code of Regulations, Title 24, Part 12, SFM Standard 12-10-2.

[B] 1008.1.9.2 Hardware height. Door handles, pulls, latches, locks and other operating devices shall be installed 34 inches (864 mm) minimum and 48 inches

(1219 mm) maximum above the finished floor. Locks used only for security purposes and not used for normal operation are permitted at any height.

Exception: Access doors or gates in barrier walls and fences protecting pools, spas and hot tubs shall be permitted to have operable parts of the release of latch on self-latching devices at 54 inches (1370 mm) maximum above the finished floor or ground, provided the self-latching devices are not also self-locking devices operated by means of a key, electronic opener or integral combination lock.

[B] 1008.1.9.3 Locks and latches. Locks and latches shall be permitted to prevent operation of doors where any of the following exists:

1. Places of detention or restraint.
2. In buildings in occupancy Group A having an occupant load of 300 or less, Groups B, F, M and S, and in places of religious worship, the main exterior door or doors are permitted to be equipped with key-operated locking devices from the egress side provided:
 - 2.1. The locking device is readily distinguishable as locked;
 - 2.2. A readily visible durable sign is posted on the egress side on or adjacent to the door stating: THIS DOOR TO REMAIN UNLOCKED WHEN BUILDING IS OCCUPIED. The sign shall be in letters 1-inch (25 mm) high on a contrasting background; and
 - 2.3. The use of the key-operated locking device is revokable by the fire code official for due cause.

3. Where egress doors are used in pairs, approved automatic flush bolts shall be permitted to be used, provided that the door leaf having the automatic flush bolts has no doorknob or surface-mounted hardware.
4. Doors from individual dwelling or sleeping units of Group R occupancies having an occupant load of 10 or less are permitted to be equipped with a night latch, dead bolt or security chain, provided such devices are openable from the inside without the use of a key or tool.
5. Fire doors after the minimum elevated temperature has disabled the unlatching mechanism in accordance with listed fire door test procedures.

[B] 1008.1.9.4 Bolt locks. Manually operated flush bolts or surface bolts are not permitted.

Exceptions:

1. On doors not required for egress in individual dwelling units or sleeping units.
2. Where a pair of doors serves a storage or equipment room, manually operated edge- or

surface-mounted bolts are permitted on the inactive leaf.

3. Where a pair of doors serves an occupant load of less than 50 persons in a Group B, F or S occupancy, manually operated edge- or surface-mounted bolts are permitted on the inactive leaf. The inactive leaf shall contain no doorknobs, panic bars or similar operating hardware.
4. Where a pair of doors serves a Group B, F or S occupancy, manually operated edge- or surface-mounted bolts are permitted on the inactive leaf provided such inactive leaf is not needed to meet egress width requirements and the building is equipped throughout with an automatic sprinkler system in accordance with Section 903.3.1.1. The inactive leaf shall contain no doorknobs, panic bars or similar operating hardware.
5. Where a pair of doors serves patient care rooms in Group I-2 occupancies, self-latching edge- or surface-mounted bolts are permitted on the inactive leaf provided that the inactive leaf is not needed to meet egress width requirements and the inactive leaf contains no doorknobs, panic bars or similar operating hardware.

[B] 1008.1.9.5 Unlatching. The unlatching of any door or leaf shall not require more than one operation.

Exceptions:

1. Places of detention or restraint.
2. Where manually operated bolt locks are permitted by Section 1008.1.9.4.
3. Doors with automatic flush bolts as permitted by Section 1008.1.9.3, Exception 3.
4. Doors from individual dwelling units and sleeping units of Group R occupancies as permitted by Section 1008.1.9.3, Exception 4.

[B] 1008.1.9.5.1 Closet and bathroom doors in Group R-4 occupancies. In Group R-4 occupancies, closet doors that latch in the closed position shall be openable from inside the closet, and bathroom doors that latch in the closed position shall be capable of being unlocked from the ingress side.

[B] 1008.1.9.6 Reserved.

[B] 1008.1.9.7 Delayed egress locks. Approved, listed, delayed egress locks shall be permitted to be installed on doors serving any occupancy except Group A, E, H and L occupancies.

Exception: Group A occupancy courtrooms are permitted to utilize delayed egress locks.

Buildings with delayed egress locks shall be equipped throughout with an automatic sprinkler system in accordance with Section 903.3.1.1 and an approved automatic smoke detection system installed

in accordance with Section 907, provided that the doors unlock in accordance with Items 1 through 9 below. A building occupant shall not be required to pass through more than one door equipped with a delayed egress lock before entering an exit. *Delayed egress devices shall conform to all of the following:*

1. The doors unlock upon actuation of the automatic sprinkler system or automatic fire detection system.
2. The doors unlock upon loss of *electrical power to any one of the following:*
 - 2.1. *The egress-control device itself.*
 - 2.2. *The smoke detection system.*
 - 2.3. *Means of egress illumination as required by Section 1006.*

3. The door locks shall have the capability of being unlocked by a signal from a switch located in an approved location.
4. The initiation of an irreversible process which will release the latch in not more than 15 seconds when a force of not more than 15 pounds (67 N) is applied for 1 second to the release device. Initiation of the irreversible process shall activate an audible signal in the vicinity of the door. Once the door lock has been released by the application of force to the releasing device, relocking shall be by manual means only. *The time delay established for each egress-control device shall not be field adjustable. For applications listed in Section 1.9.1 regulated by the Division of the State Architect-Access Compliance, see Chapter 11B of the California Building Code.*

Exception: *In facilities housing Alzheimer's or dementia clients, a delay of not more than 30 seconds is permitted.*

5. A sign shall be provided on the door located above and within 12 inches (305 mm) of the release device reading: **"KEEP PUSHING. THIS DOOR WILL OPEN IN 15 [30] SECONDS. ALARM WILL SOUND."** Sign lettering shall be at least 1 inch (25 mm) in height and shall have a stroke of not less than 1/8 inch (3.2 mm).

5.1. *A tactile sign shall also be provided in Braille and raised characters, which complies with Chapter 11B of the California Building Code.*

6. Emergency lighting shall be provided at the door.
7. *Actuation of the panic bar or other door-latching hardware shall activate an audible signal at the door.*
8. *The unlatching shall not require more than one operation.*
9. *Regardless of the means of deactivation, relocking of the egress-control device shall be by manual means only at the door.*

[B] 1008.1.9.8 Access-controlled egress doors. The entrance doors in a means of egress in buildings with an occupancy in Groups A, B, I-2, M, R-1 or R-2, and entrance doors to tenant spaces in occupancies in Groups A, B, I-2, M, R-1 or R-2, are permitted to be equipped with an approved entrance and egress access control system, listed in accordance with UL 294, which shall be installed in accordance with all of the following criteria:

1. A sensor shall be provided on the egress side arranged to detect an occupant approaching the doors. The doors shall be arranged to unlock by a signal from or loss of power to the sensor.
2. Loss of power to that part of the access control system which locks the doors shall automatically unlock the doors.
3. The doors shall be arranged to unlock from a manual unlocking device located 40 inches to 48 inches (1016 mm to 1219 mm) vertically above the floor and within 5 feet (1524 mm) of the secured doors. Ready access shall be provided to the manual unlocking device and the device shall be clearly identified by a sign that reads "PUSH TO EXIT." When operated, the manual unlocking device shall result in direct interruption of power to the lock—independent of the access control system electronics—and the doors shall remain unlocked for a minimum of 30 seconds.
4. Activation of the building fire alarm system, if provided, shall automatically unlock the doors, and the doors shall remain unlocked until the fire alarm system has been reset.
5. Activation of the building automatic sprinkler or fire detection system, if provided, shall automatically unlock the doors. The doors shall remain unlocked until the fire alarm system has been reset.
6. Entrance doors in buildings with an occupancy in Group A, B, I-2 or M shall not be secured from the egress side during periods that the building is open to the general public.

[B] 1008.1.9.9 Electromagnetically locked egress doors. Doors in the means of egress in buildings with an occupancy in Group A, B, E, M, R-1 or R-2, and doors to tenant spaces in Group A, B, E, M, R-1 or R-2, shall be permitted to be electromagnetically locked if equipped with listed hardware that incorporates a built-in switch and meet the requirements below:

1. The listed hardware that is affixed to the door leaf has an obvious method of operation that is readily operated under all lighting conditions.
2. The listed hardware is capable of being operated with one hand.
3. Operation of the listed hardware directly interrupts the power to the electromagnetic lock and unlocks the door immediately.

4. Loss of power to the listed hardware automatically unlocks the door.
5. Where panic or fire exit hardware is required by Section 1008.1.10, operation of the listed panic or fire exit hardware also releases the electromagnetic lock.

[B] 1008.1.9.10 Reserved.

[B] 1008.1.9.11 Stairway doors. Interior stairway means of egress doors shall be openable from both sides without the use of a key or special knowledge or effort.

Exceptions:

1. Stairway discharge doors shall be openable from the egress side and shall only be locked from the opposite side.
2. This section shall not apply to doors arranged in accordance with Section 403.5.3 of the *California Building Code*.
3. In stairways serving not more than four stories, doors are permitted to be locked from the side opposite the egress side, provided they are openable from the egress side and capable of being unlocked simultaneously without unlatching upon a signal from the fire command center, if present, or a signal by emergency personnel from a single location inside the main entrance to the building.
4. Stairway exit doors shall be openable from the egress side and shall only be locked from the opposite side in Group B, F, M and S occupancies where the only interior access to the tenant space is from a single exit stair where permitted in Section 1021.2.
5. Stairway exit doors shall be openable from the egress side and shall only be locked from the opposite side in Group R-2 occupancies where the only interior access to the dwelling unit is from a single exit stair where permitted in Section 1021.2.

1008.1.9.12 Access-controlled elevator lobby doors in high-rise office buildings. For elevator lobbies in high-rise office buildings where the occupants of the floor are not required to travel through the elevator lobby to reach an exit, when approved by the fire chief, the doors separating the elevator lobby from the adjacent occupied tenant space that also serve as the entrance doors to the tenant space shall be permitted to be equipped with an approved entrance and egress access control provided all of the following requirements are met:

1. The building is provided throughout with an automatic sprinkler system in accordance with Section 903.3.1.1.
2. A smoke detector is installed on the ceiling on the tenant side of the elevator lobby doors along the center line of the door opening, not

less than 1 foot and not more than 5 feet from the door opening, and is connected to the fire alarm system.

3. A remote master switch capable of unlocking the elevator lobby doors shall be provided in the fire command center for use by the fire department.
4. Locks for the elevator lobby shall be UL and California State Fire Marshal listed fail-safe type locking mechanisms. The locking device shall automatically release on activation of any fire alarm device on the floor of alarm (waterflow, smoke detector, manual pull stations, etc.). All locking devices shall unlock, but not unlatch, upon activation.
5. A two-way voice communication system, utilizing dedicated lines, shall be provided from each locked elevator lobby to the 24-hour staffed location on site, annunciated as to location. Operating instructions shall be posted above each two-way communication device.

Exception: When approved by the fire chief, a two-way voice communication system to an off-site facility may be permitted where means to remotely unlock the access controlled doors from the off-site facility are provided.

6. An approved momentary mushroom-shaped palm button connected to the doors and installed adjacent to each locked elevator lobby door shall be provided to release the door locks when operated by an individual in the elevator lobby. The locks shall be reset manually at the door. Mount palm button so that the center line is 48 inches above the finished floor.

Provide a sign stating:

“IN CASE OF EMERGENCY,
PUSH PALM BUTTON,
DOOR WILL UNLOCK AND
SECURITY ALARM WILL SOUND.”

The sign lettering shall be $\frac{3}{4}$ -inch high letters by $\frac{1}{8}$ -inch width stroke on a contrasting background.

7. Loss of power to that part of the access control system which locks the doors shall automatically unlock the doors.

[B] 1008.1.10 Panic and fire exit hardware. Doors serving a Group H occupancy and doors serving rooms or spaces with an occupant load of 50 or more in a Group A occupancy, assembly area not classified as an assembly occupancy, E, 1-2 or 1-2.1 occupancies shall not be provided with a latch or lock unless it is panic hardware or fire exit hardware. For Group L occupancies, see Section 443.6.3 of the California Building Code.

Exception: A main exit of a Group A occupancy in compliance with Section 1008.1.9.3, Item 2.

Electrical rooms with equipment rated 1,200 amperes or more and over 6 feet (1829 mm) wide that contain over-current devices, switching devices or control devices with exit or exit access doors shall be equipped with panic hardware or fire exit hardware. The doors shall swing in the direction of egress travel.

[B] 1008.1.10.1 Installation. Where panic or fire exit hardware is installed, it shall comply with the following:

1. Panic hardware shall be listed in accordance with UL 305;
2. Fire exit hardware shall be listed in accordance with UL 10C and UL 305;
3. The actuating portion of the releasing device shall extend at least one-half of the door leaf width; and
4. The maximum unlatching force shall not exceed 15 pounds (67 N).

[B] 1008.1.10.2 Balanced doors. If balanced doors are used and panic hardware is required, the panic hardware shall be the push-pad type and the pad shall not extend more than one-half the width of the door measured from the latch side.

1008.1.11 Group E lockable doors from the inside. New buildings that are included in public schools (kindergarten through 12th grade) state-funded projects and are receiving state funding pursuant to Leroy F. Green, School Facilities Act of 1998, California Education Code Sections 17070.10 through 17079, and that are submitted to the Division of the State Architect for plan review after July 1, 2011, in accordance with Education Code 17075.50 shall include locks that allow doors to classrooms and any room with an occupancy of five or more persons to be locked from the inside. The locks shall conform to the specification and requirements found in Section 1008.1.9.

Exceptions:

1. Doors that are locked from the outside at all times such as, but not limited to, janitor’s closet, electrical room, storage room, boiler room, elevator equipment room and pupil restroom.
2. Reconstruction projects that utilize original plans in accordance with California Administrative Code, Section 4-314.
3. Existing relocatable buildings that are relocated within the same site, in accordance with California Administrative Code, Section 4-314.

[B] 1008.2 Gates. Gates serving the means of egress system shall comply with the requirements of this section. Gates used as a component in a means of egress shall conform to the applicable requirements for doors.

Exception: Horizontal sliding or swinging gates exceeding the 4-foot (1219 mm) maximum leaf width limitation are permitted in fences and walls surrounding a stadium.

[B] 1008.2.1 Stadiums. Panic hardware is not required on gates surrounding stadiums where such gates are under constant immediate supervision while the public is present, and where safe dispersal areas based on 3 square feet (0.28 m²) per occupant are located between the fence and enclosed space. Such required safe dispersal areas shall not be located less than 50 feet (15 240 mm) from the enclosed space. See Section 1027.5 for means of egress from safe dispersal areas.

[B] 1008.3 Turnstiles. Turnstiles or similar devices that restrict travel to one direction shall not be placed so as to obstruct any required means of egress.

Exception: Each turnstile or similar device shall be credited with no more than a 50-person capacity where all of the following provisions are met:

1. Each device shall turn free in the direction of egress travel when primary power is lost, and upon the manual release by an employee in the area.
2. Such devices are not given credit for more than 50 percent of the required egress capacity.
3. Each device is not more than 39 inches (991 mm) high.
4. Each device has at least 16½ inches (419 mm) clear width at and below a height of 39 inches (991 mm) and at least 22 inches (559 mm) clear width at heights above 39 inches (991 mm).

Where located as part of an accessible route, turnstiles shall have at least 36 inches (914 mm) clear at and below a height of 34 inches (864 mm), at least 32 inches (813 mm) clear width between 34 inches (864 mm) and 80 inches (2032 mm) and shall consist of a mechanism other than a revolving device.

[B] 1008.3.1 High turnstile. Turnstiles more than 39 inches (991 mm) high shall meet the requirements for revolving doors.

[B] 1008.3.2 Additional door. Where serving an occupant load greater than 300, each turnstile that is not portable shall have a side-hinged swinging door which conforms to Section 1008.1 within 50 feet (15 240 mm).

SECTION 1009 STAIRWAYS

[B] 1009.1 General. Stairways serving occupied portions of a building shall comply with the requirements of this section.

[B] 1009.2 Interior exit stairways. Interior exit stairways shall lead directly to the exterior of the building or shall be extended to the exterior of the building with an exit passageway conforming to the requirements of Section 1023, except as permitted in Section 1027.1.

[B] 1009.2.1 Where required. Interior exit stairways shall be included, as necessary, to meet one or more means

of egress design requirements, such as required number of exits or exit access travel distance.

[B] 1009.2.2 Enclosure. All interior exit stairways shall be enclosed in accordance with the provisions of Section 1022.

[B] 1009.3 Exit access stairways. Floor openings between stories created by exit access stairways shall be enclosed.

Exceptions:

1. In other than Group I-2, *I-2.1*, I-3 and R-2.1 occupancies, exit access stairways that serve, or atmospherically communicate between, only two stories, are not required to be enclosed.
2. Exit access stairways serving and contained within a single residential dwelling unit or sleeping unit in Group R-1, R-2 or R-3 occupancies are not required to be enclosed.
3. In buildings with only Group B or M occupancies, exit access stairway openings are not required to be enclosed provided that the building is equipped throughout with an automatic sprinkler system in accordance with Section 903.3.1.1, the area of the floor opening between stories does not exceed twice the horizontal projected area of the exit access stairway, and the opening is protected by a draft curtain and closely spaced sprinklers in accordance with NFPA 13.
4. In other than Group B, *I-2*, *I-2.1*, *I-3* and M occupancies, exit access stairway openings are not required to be enclosed provided that the building is equipped throughout with an automatic sprinkler system in accordance with Section 903.3.1.1, the floor opening does not connect more than four stories, the area of the floor opening between stories does not exceed twice the horizontal projected area of the exit access stairway, and the opening is protected by a draft curtain and closely spaced sprinklers in accordance with NFPA 13.
5. Exit access stairways within an atrium complying with the provisions of Section 404 of the *California Building Code* are not required to be enclosed.
6. Exit access stairways and ramps in open parking garages that serve only the parking garage are not required to be enclosed.
7. Stairways serving outdoor facilities where all portions of the means of egress are essentially open to the outside are not required to be enclosed.
8. Exit access stairways serving stages, platforms and technical production areas in accordance with Sections 410.6.2 and 410.6.3 of the *California Building Code* are not required to be enclosed.
9. Stairways are permitted to be open between the balcony, gallery or press box and the main assembly floor in occupancies such as theaters, places of religious worship, auditoriums and sports facilities.
10. In Group I-3 occupancies, exit access stairways constructed in accordance with Section 408.5 of

the *California Building Code* are not required to be enclosed.

11. *Fixed guideway transit stations, constructed in accordance with Section 433 of the California Building Code.*

[B] 1009.3.1 Construction. Where required, enclosures for exit access stairways shall be constructed in accordance with this section. Exit access stairway enclosures shall be constructed as fire barriers in accordance with Section 707 of the *California Building Code* or horizontal assemblies in accordance with Section 711 of the *California Building Code*, or both.

[B] 1009.3.1.1 Materials. Exit access stairway enclosures shall be of materials permitted by the building type of construction.

[B] 1009.3.1.2 Fire-resistance rating. Exit access stairway enclosures shall have a fire-resistance rating of not less than 2 hours where connecting four stories or more, and not less than 1 hour where connecting less than four stories. The number of stories connected by the exit access stairway enclosures shall include any basements, but not any mezzanines. Exit access stairway enclosures shall have a fire-resistance rating not less than the floor assembly penetrated, but need not exceed 2 hours.

[B] 1009.3.1.3 Continuity. Exit access stairway enclosures shall have continuity in accordance with Section 707.5 of the *California Building Code* for fire barriers or Section 711.4 of the *California Building Code* for horizontal assemblies as applicable.

[B] 1009.3.1.4 Openings. Openings in an exit access stairway enclosure shall be protected in accordance with Section 716 of the *California Building Code* as required for fire barriers. Doors shall be self- or automatic-closing by smoke detection in accordance with Section 716.5.9.3 of the *California Building Code*.

[B] 1009.3.1.4.1 Prohibited openings. Openings other than those necessary for the purpose of the exit access stairway enclosure shall not be permitted in exit access stairway enclosures.

[B] 1009.3.1.5 Penetrations. Penetrations in an exit access stairway enclosure shall be protected in accordance with Section 714 of the *California Building Code* as required for fire barriers.

[B] 1009.3.1.5.1 Prohibited penetrations. Penetrations other than those necessary for the purpose of the exit access stairway enclosure shall not be permitted in exit access stairway enclosures.

[B] 1009.3.1.6 Joints. Joints in an exit access stairway enclosure shall comply with Section 715 of the *California Building Code*.

[B] 1009.3.1.7 Ducts and air transfer openings. Penetrations of an exit access stairway enclosure by ducts and air transfer openings shall comply with Section 717 of the *California Building Code*.

[B] 1009.3.1.8 Exterior walls. Where exterior walls serve as a part of an exit access stairway enclosure, such walls shall comply with the requirements of Section 705 of the *California Building Code* for exterior walls and the fire-resistance-rated enclosure requirements shall not apply.

[B] 1009.4 Width. The width of stairways shall be determined as specified in Section 1005.1, but such width shall not be less than 44 inches (1118 mm). See Section 1007.3 for accessible means of egress stairways.

Exceptions:

1. Stairways serving an occupant load of less than 50 shall have a width of not less than 36 inches (914 mm).
2. Spiral stairways as provided for in Section 1009.12.
3. Aisle stairs complying with Section 1028.
4. Where an incline platform lift or stairway chairlift is installed on stairways serving occupancies in Group R-3, or within dwelling units in occupancies in Group R-2, a clear passage width not less than 20 inches (508 mm) shall be provided. If the seat and platform can be folded when not in use, the distance shall be measured from the folded position.

Means of egress stairs in a Group I-2 occupancy used for the movement of beds and litter patients shall provide a clear width not less than 44 inches (1118 mm).

[B] 1009.5 Headroom. Stairways shall have a minimum headroom clearance of 80 inches (2032 mm) measured vertically from a line connecting the edge of the nosings. Such headroom shall be continuous above the stairway to the point where the line intersects the landing below, one tread depth beyond the bottom riser. The minimum clearance shall be maintained the full width of the stairway and landing.

Exceptions:

1. Spiral stairways complying with Section 1009.12 are permitted a 78-inch (1981 mm) headroom clearance.
2. In Group R-3 occupancies; within dwelling units in Group R-2 occupancies; and in Group U occupancies that are accessory to a Group R-3 occupancy or accessory to individual dwelling units in Group R-2 occupancies; where the nosings of treads at the side of a flight extend under the edge of a floor opening through which the stair passes, the floor opening shall be allowed to project horizontally into the required headroom a maximum of 4³/₄ inches (121 mm).

[B] 1009.6 Walkline. The walkline across winder treads shall be concentric to the direction of travel through the turn and located 12 inches (305 mm) from the side where the winders are narrower. The 12-inch (305 mm) dimension shall be measured from the widest point of the clear stair width at the walking surface of the winder. If winders are adjacent within the flight, the point of the widest clear stair width of the adjacent winders shall be used.

[B] 1009.7 Stair treads and risers. Stair treads and risers shall comply with Sections 1009.7.1 through 1009.7.5.3.

[B] 1009.7.1 Dimension reference surfaces. For the purpose of this section, all dimensions are exclusive of carpets, rugs or runners.

[B] 1009.7.2 Riser height and tread depth. Stair riser heights shall be 7 inches (178 mm) maximum and 4 inches (102 mm) minimum. The riser height shall be measured vertically between the nosings of adjacent treads. Rectangular tread depths shall be 11 inches (279 mm) minimum measured horizontally between the vertical planes of the foremost projection of adjacent treads and at a right angle to the tread's nosing. Winder treads shall have a minimum tread depth of 11 inches (279 mm) between the vertical planes of the foremost projection of adjacent treads at the intersections with the walkline and a minimum tread depth of 10 inches (254 mm) within the clear width of the stair.

Exceptions:

1. Alternating tread devices in accordance with Section 1009.13.
2. Ship ladders in accordance with Section 1009.14.
3. Spiral stairways in accordance with Section 1009.12.
4. Aisle stairs in assembly seating areas where the stair pitch or slope is set, for sightline reasons, by the slope of the adjacent seating area in accordance with Section 1028.11.2.
5. In Group R-3 occupancies; within dwelling units in Group R-2 occupancies; and in Group U occupancies that are accessory to a Group R-3 occupancy or accessory to individual dwelling units in Group R-2 occupancies; the maximum riser height shall be $7\frac{3}{4}$ inches (197 mm); the minimum tread depth shall be 10 inches (254 mm); the minimum winder tread depth at the walkline shall be 10 inches (254 mm); and the minimum winder tread depth shall be 6 inches (152 mm). A nosing projection not less than $\frac{3}{4}$ inch (19.1 mm) but not more than $1\frac{1}{4}$ inches (32 mm) shall be provided on stairways with solid risers where the tread depth is less than 11 inches (279 mm).
6. See Section 3404.1 of the *California Building Code* for the replacement of existing stairways.
7. In Group I-3 facilities, stairways providing access to guard towers, observation stations and control rooms, not more than 250 square feet (23 m²) in area, shall be permitted to have a maximum riser height of 8 inches (203 mm) and a minimum tread depth of 9 inches (229 mm).
8. *[SFM] Stairways providing access to lifeguard towers not open to the public, not more than 250 square feet (23 m²) in area, shall be permitted to have a maximum riser height of 8 inches (203*

mm) and a minimum tread depth of 9 inches (229 mm).

[B] 1009.7.3 Winder treads. Winder treads are not permitted in means of egress stairways except within a dwelling unit.

Exceptions:

1. Curved stairways in accordance with Section 1009.11.
2. Spiral stairways in accordance with Section 1009.12.

[B] 1009.7.4 Dimensional uniformity. Stair treads and risers shall be of uniform size and shape. The tolerance between the largest and smallest riser height or between the largest and smallest tread depth shall not exceed $\frac{3}{8}$ inch (9.5 mm) in any flight of stairs. The greatest winder tread depth at the walkline within any flight of stairs shall not exceed the smallest by more than $\frac{3}{8}$ inch (9.5 mm).

Exceptions:

1. Nonuniform riser dimensions of aisle stairs complying with Section 1028.11.2.
2. Consistently shaped winders, complying with Section 1009.7, differing from rectangular treads in the same stairway flight.

Where the bottom or top riser adjoins a sloping public way, walkway or driveway having an established grade and serving as a landing, the bottom or top riser is permitted to be reduced along the slope to less than 4 inches (102 mm) in height, with the variation in height of the bottom or top riser not to exceed one unit vertical in 12 units horizontal (8-percent slope) of stairway width. The nosings or leading edges of treads at such nonuniform height risers shall have a distinctive marking stripe, different from any other nosing marking provided on the stair flight. The distinctive marking stripe shall be visible in descent of the stair and shall have a slip-resistant surface. Marking stripes shall have a width of at least 1 inch (25 mm) but not more than 2 inches (51 mm).

[B] 1009.7.5 Nosing and riser profile. The radius of curvature at the leading edge of the tread shall be not greater than $\frac{9}{16}$ inch (14.3 mm). Beveling of nosings shall not exceed $\frac{9}{16}$ inch (14.3 mm). Risers shall be solid and vertical or sloped under the tread above from the underside of the nosing above at an angle not more than 30 degrees (0.52 rad) from the vertical.

[B] 1009.7.5.1 Nosing projection size. The leading edge (nosings) of treads shall project not more than $1\frac{1}{4}$ inches (32 mm) beyond the tread below.

[B] 1009.7.5.2 Nosing projection uniformity. All nosing projections of the leading edges shall be of uniform size, including the projections of the nosings leading edge of the floor at the top of a flight.

[B] 1009.7.5.3 Solid risers. Risers shall be solid.

Exceptions:

1. Solid risers are not required for stairways that are not required to comply with Section 1007.3, provided that the opening between treads does not permit the passage of a sphere with a diameter of 4 inches (102 mm).
2. Solid risers are not required for occupancies in Group I-3 or in Group F, H and S occupancies other than areas accessible to the public. There are no restrictions on the size of the opening in the riser.
3. Solid risers are not required for spiral stairways constructed in accordance with Section 1009.12.
4. Solid risers are not required for alternating tread devices constructed in accordance with Section 1009.13.

[B] 1009.8 Stairway landings. There shall be a floor or landing at the top and bottom of each stairway. The width of landings shall not be less than the width of stairways they serve. Every landing shall have a minimum width measured perpendicular to the direction of travel equal to the width of the stairway. Where the stairway has a straight run the depth need not exceed 48 inches (1219 mm). Doors opening onto a landing shall not reduce the landing to less than one-half the required width. When fully open, the door shall not project more than 7 inches (178 mm) into a landing. When wheelchair spaces are required on the stairway landing in accordance with Section 1007.6.1, the wheelchair space shall not be located in the required width of the landing and doors shall not swing over the wheelchair spaces.

Exceptions:

1. Aisle stairs complying with Section 1028.
2. *In Group R-3 occupancies, a floor or landing is not required at the top of an interior flight of stairs, including stairs in an enclosed garage, provided a door does not swing over the stairs.*

[B] 1009.9 Stairway construction. All stairways shall be built of materials consistent with the types permitted for the type of construction of the building, except that wood handrails shall be permitted for all types of construction.

[B] 1009.9.1 Stairway walking surface. The walking surface of treads and landings of a stairway shall not be sloped steeper than one unit vertical in 48 units horizontal (2-percent slope) in any direction. Stairway treads and landings shall have a solid surface. Finish floor surfaces shall be securely attached.

Exceptions:

1. Openings in stair walking surfaces shall be a size that does not permit the passage of 1/2-inch-diameter (12.7 mm) sphere. Elongated openings shall be placed so that the long dimension is perpendicular to the direction of travel.
2. In Group F, H and S occupancies, other than areas of parking structures accessible to the pub-

lic, openings in treads and landings shall not be prohibited provided a sphere with a diameter of 1 1/8 inches (29 mm) cannot pass through the opening.

[B] 1009.9.2 Outdoor conditions. Outdoor stairways and outdoor approaches to stairways shall be designed so that water will not accumulate on walking surfaces.

[B] 1009.9.3 Enclosures under interior stairways. The walls and soffits within enclosed usable spaces under enclosed and unenclosed stairways shall be protected by 1-hour fire-resistance-rated construction or the fire-resistance rating of the stairway enclosure, whichever is greater. Access to the enclosed space shall not be directly from within the stair enclosure.

Exception: Spaces under stairways serving and contained within a single residential dwelling unit in Group R-2 or R-3 shall be permitted to be protected on the enclosed side with 1/2-inch (12.7 mm) gypsum board.

[B] 1009.9.4 Enclosure under exterior stairways. There shall be no enclosed usable space under exterior exit stairways unless the space is completely enclosed in 1-hour fire-resistance-rated construction. The open space under exterior stairways shall not be used for any purpose.

[B] 1009.10 Vertical rise. A flight of stairs shall not have a vertical rise greater than 12 feet (3658 mm) between floor levels or landings.

Exceptions:

1. Aisle stairs complying with Section 1028.
2. Alternating tread devices used as a means of egress shall not have a rise greater than 20 feet (6096 mm) between floor levels or landings.
3. Spiral stairways used as a means of egress from technical production areas.

[B] 1009.11 Curved stairways. Curved stairways with winder treads shall have treads and risers in accordance with Section 1009.7 and the smallest radius shall not be less than twice the required width of the stairway.

Exception: The radius restriction shall not apply to curved stairways for occupancies in Group R-3 and within individual dwelling units in occupancies in Group R-2.

[B] 1009.12 Spiral stairways. Spiral stairways are permitted to be used as a component in the means of egress only within dwelling units or from a space not more than 250 square feet (23 m²) in area and serving not more than five occupants, or from technical production areas in accordance with Section 410.6 of the *California Building Code*.

A spiral stairway shall have a 7 1/2-inch (191 mm) minimum clear tread depth at a point 12 inches (305 mm) from the narrow edge. The risers shall be sufficient to provide a headroom of 78 inches (1981 mm) minimum, but riser height shall not be more than 9 1/2 inches (241 mm). The minimum stairway clear width at and below the handrail shall be 26 inches (660 mm).

[B] 1009.13 Alternating tread devices. Alternating tread devices are limited to an element of a means of egress in

buildings of Groups F, H and S from a mezzanine not more than 250 square feet (23 m²) in area and which serves not more than five occupants; in buildings of Group I-3 from a guard tower, observation station or control room not more than 250 square feet (23 m²) in area and for access to unoccupied roofs.

[B] 1009.13.1 Handrails of alternating tread devices. Handrails shall be provided on both sides of alternating tread devices and shall comply with Section 1012.

[B] 1009.13.2 Treads of alternating tread devices. Alternating tread devices shall have a minimum tread depth of 5 inches (127 mm), a minimum projected tread depth of 8½ inches (216 mm), a minimum tread width of 7 inches (178 mm) and a maximum riser height of 9½ inches (241 mm). The tread depth shall be measured horizontally between the vertical planes of the foremost projections of adjacent treads. The riser height shall be measured vertically between the leading edges of adjacent treads. The riser height and tread depth provided shall result in an angle of ascent from the horizontal of between 50 and 70 degrees (0.87 and 1.22 rad). The initial tread of the device shall begin at the same elevation as the platform, landing or floor surface.

Exception: Alternating tread devices used as an element of a means of egress in buildings from a mezzanine area not more than 250 square feet (23 m²) in area which serves not more than five occupants shall have a minimum tread depth of 3 inches (76 mm) with a minimum projected tread depth of 10½ inches (267 mm). The rise to the next alternating tread surface shall not exceed 8 inches (203 mm).

[B] 1009.14 Ship ladders. Ship ladders are permitted to be used in Group I-3 as a component of a means of egress to and from control rooms or elevated facility observation stations not more than 250 square feet (23 m²) with not more than three occupants and for access to unoccupied roofs.

Ship ladders shall have a minimum tread depth of 5 inches (127 mm). The tread shall be projected such that the total of the tread depth plus the nosing projection is no less than 8½ inches (216 mm). The maximum riser height shall be 9½ inches (241 mm).

Handrails shall be provided on both sides of ship ladders. The minimum clear width at and below the handrails shall be 20 inches (508 mm).

[B] 1009.15 Handrails. Stairways shall have handrails on each side and shall comply with Section 1012. Where glass is used to provide the handrail, the handrail shall also comply with Section 2407 of the *California Building Code*.

Exceptions:

1. Handrails for aisle stairs provided in accordance with Section 1028.13.
2. Stairways within dwelling units and spiral stairways are permitted to have a handrail on one side only.
3. Decks, patios and walkways that have a single change in elevation where the landing depth on each

side of the change of elevation is greater than what is required for a landing do not require handrails.

4. In Group R-3 occupancies, a continuous run of treads or flight of stairs with less than four risers does not require handrails.
5. Changes in room elevations of three or fewer risers within dwelling units and sleeping units in Groups R-2 and R-3 do not require handrails.

[B] 1009.16 Stairway to roof. In buildings four or more stories above grade plane, one stairway shall extend to the roof surface, unless the roof has a slope steeper than four units vertical in 12 units horizontal (33-percent slope). In buildings without an occupied roof, access to the roof from the top story shall be permitted to be by an alternating tread device.

[B] 1009.16.1 Roof access. Where a stairway is provided to a roof, access to the roof shall be provided through a penthouse complying with Section 1509.2 of the *California Building Code*.

Exception: In buildings without an occupied roof, access to the roof shall be permitted to be a roof hatch or trap door not less than 16 square feet (1.5 m²) in area and having a minimum dimension of 2 feet (610 mm).

[B] 1009.16.2 Protection at roof hatch openings. Where the roof hatch opening providing the required access is located within 10 feet (3049 mm) of the roof edge, such roof access or roof edge shall be protected by guards installed in accordance with the provisions of Section 1013.

[B] 1009.17 Stairway to elevator equipment. Roofs and penthouses containing elevator equipment that must be accessed for maintenance are required to be accessed by a stairway.

SECTION 1010 RAMPS

[B] 1010.1 Scope. The provisions of this section shall apply to ramps used as a component of a means of egress.

Exceptions:

1. Other than ramps that are part of the accessible routes providing access in accordance with Chapter 11A or 11B of the *California Building Code*, ramped aisles within assembly rooms or spaces shall conform with the provisions in Section 1028.11.
2. Curb ramps shall comply with Chapter 11A or 11B of the *California Building Code*.
3. Vehicle ramps in parking garages for pedestrian exit access shall not be required to comply with Sections 1010.4 through 1010.10 when they are not an accessible route serving accessible parking spaces, other required accessible elements or part of an accessible means of egress.

[B] 1010.2 Enclosure. All interior exit ramps shall be enclosed in accordance with the applicable provisions of Section 1022. Exit access ramps shall be enclosed in accordance

MEANS OF EGRESS

with the provisions of Section 1009.3 for enclosure of stairways.

[B] 1010.3 Slope. Ramps used as part of a means of egress shall have a running slope not steeper than one unit vertical in 12 units horizontal (8-percent slope). The slope of other pedestrian ramps shall not be steeper than one unit vertical in eight units horizontal (12.5-percent slope).

Exception: Aisle ramp slope in a room or space used for assembly purposes shall comply with Section 1028.11.

[B] 1010.4 Cross slope. The slope measured perpendicular to the direction of travel of a ramp shall not be steeper than one unit vertical in 48 units horizontal (2-percent slope).

[B] 1010.5 Vertical rise. The rise for any ramp run shall be 30 inches (762 mm) maximum.

[B] 1010.6 Minimum dimensions. The minimum dimensions of means of egress ramps shall comply with Sections 1010.6.1 through 1010.6.3.

[B] 1010.6.1 Width. The minimum width of a means of egress ramp shall not be less than that required for corridors by Section 1018.2. The clear width of a ramp between handrails, if provided, or other permissible projections shall be 36 inches (914 mm) minimum.

[B] 1010.6.2 Headroom. The minimum headroom in all parts of the means of egress ramp shall not be less than 80 inches (2032 mm).

[B] 1010.6.3 Restrictions. Means of egress ramps shall not reduce in width in the direction of egress travel. Projections into the required ramp and landing width are prohibited. Doors opening onto a landing shall not reduce the clear width to less than 42 inches (1067 mm).

[B] 1010.7 Landings. Ramps shall have landings at the bottom and top of each ramp, points of turning, entrance, exits and at doors. Landings shall comply with Sections 1010.7.1 through 1010.7.5.

[B] 1010.7.1 Slope. Landings shall have a slope not steeper than one unit vertical in 48 units horizontal (2-percent slope) in any direction. Changes in level are not permitted.

[B] 1010.7.2 Width. The landing shall be at least as wide as the widest ramp run adjoining the landing.

[B] 1010.7.3 Length. The landing length shall be 60 inches (1525 mm) minimum.

Exceptions:

1. In Group R-2 and R-3 individual dwelling and sleeping units that are not required to be Accessible units or adaptable units, landings are permitted to be 36 inches (914 mm) minimum.
2. Where the ramp is not a part of an accessible route, the length of the landing shall not be required to be more than 48 inches (1219 mm) in the direction of travel.

[B] 1010.7.4 Change in direction. Where changes in direction of travel occur at landings provided between ramp runs, the landing shall be 60 inches by 60 inches (1524 mm by 1524 mm) minimum.

Exception: In Group R-2 and R-3 individual dwelling or sleeping units that are not required to be Accessible units or adaptable units in accordance with Chapter 11A or 11B of the *California Building Code*, landings are permitted to be 36 inches by 36 inches (914 mm by 914 mm) minimum.

[B] 1010.7.5 Doorways. Where doorways are located adjacent to a ramp landing, maneuvering clearances required by Chapter 11A or 11B of the *California Building Code* are permitted to overlap the required landing area.

[B] 1010.8 Ramp construction. All ramps shall be built of materials consistent with the types permitted for the type of construction of the building, except that wood handrails shall be permitted for all types of construction.

[B] 1010.8.1 Ramp surface. The surface of ramps shall be of slip-resistant materials that are securely attached.

[B] 1010.8.2 Outdoor conditions. Outdoor ramps and outdoor approaches to ramps shall be designed so that water will not accumulate on walking surfaces.

[B] 1010.9 Handrails. Ramps with a rise greater than 6 inches (152 mm) shall have handrails on both sides. Handrails shall comply with Section 1012.

Exception: Handrails for ramped aisles provided in accordance with Section 1028.13.

[B] 1010.10 Edge protection. Edge protection complying with Section 1010.10.1 or 1010.10.2 shall be provided on each side of ramp runs and at each side of ramp landings.

Exceptions:

1. Edge protection is not required on ramps that are not required to have handrails, provided they have flared sides that comply with Chapter 11A or 11B of the *California Building Code* curb ramp provisions.
2. Edge protection is not required on the sides of ramp landings serving an adjoining ramp run or stairway.
3. Edge protection is not required on the sides of ramp landings having a vertical drop off of not more than $\frac{1}{2}$ inch (12.7 mm) within 10 inches (254 mm) horizontally of the required landing area.
4. In assembly spaces with fixed seating, edge protection is not required on the sides of ramps where the ramps provide access to the adjacent seating and aisle accessways.

[B] 1010.10.1 Curb, rail, wall or barrier. A curb, rail, wall or barrier shall be provided to serve as edge protection. A curb must be a minimum of 4 inches (102 mm) in height. Barriers must be constructed so that the barrier prevents the passage of a 4-inch-diameter (102 mm) sphere, where any portion of the sphere is within 4 inches (102 mm) of the floor or ground surface.

[B] 1010.10.2 Extended floor or ground surface. The floor or ground surface of the ramp run or landing shall extend 12 inches (305 mm) minimum beyond the inside face of a handrail complying with Section 1012.

[B] **1010.11 Guards.** Guards shall be provided where required by Section 1013 and shall be constructed in accordance with Section 1013.

**SECTION 1011
EXIT SIGNS**

[B] **1011.1 Where required.** Exits and exit access doors shall be marked by an approved exit sign readily visible from any direction of egress travel. The path of egress travel to exits and within exits shall be marked by readily visible exit signs to clearly indicate the direction of egress travel in cases where the exit or the path of egress travel is not immediately visible to the occupants. Intervening means of egress doors within exits shall be marked by exit signs. Exit sign placement shall be such that no point in an exit access corridor or exit passageway is more than 100 feet (30 480 mm) or the listed viewing distance for the sign, whichever is less, from the nearest visible exit sign.

Exceptions:

1. Exit signs are not required in rooms or areas that require only one exit or exit access.
2. Main exterior exit doors or gates that are obviously and clearly identifiable as exits need not have exit signs where approved by the fire code official.
3. Exit signs are not required in occupancies in Group U and individual sleeping units or dwelling units in Group R-1, R-2, R-3 or R-3.1.
4. Exit signs are not required *where inmates are housed or held* in dayrooms, sleeping rooms or dormitories in occupancies in Group I-3.
5. In occupancies in Groups A-4 and A-5, exit signs are not required on the seating side of vomitories or openings into seating areas where exit signs are provided in the concourse that are readily apparent from the vomitories. Egress lighting is provided to identify each vomitory or opening within the seating area in an emergency.

[B] **1011.2 Floor-level exit signs in Group R-1.** See Section 1011.7.

[B] **1011.3 Illumination.** Exit signs shall be internally or externally illuminated.

Exception: Tactile signs required by Section 1011.4 need not be provided with illumination.

[B] **1011.4 Raised character and Braille exit signs.** *Tactile exit signs shall be required at the following locations:*

1. *Each grade-level exterior exit door that is required to comply with Section 1011.1 shall be identified by a tactile exit sign with the word, "EXIT."*
2. *Each exit door that is required to comply with Section 1011.1, and that leads directly to a grade-level exterior exit by means of a stairway or ramp, shall be identified by a tactile exit sign with the following words, as appropriate:*
 - 2.1. "EXIT STAIR DOWN"
 - 2.2. "EXIT RAMP DOWN"
 - 2.3. "EXIT STAIR UP"
 - 2.4. "EXIT RAMP UP"

3. *Each exit door that is required to comply with Section 1011.1, and that leads directly to a grade-level exterior exit by means of an exit enclosure or an exit passageway shall be identified by a tactile exit sign with the words, "EXIT ROUTE."*
4. *Each exit access door from an interior room or area to a corridor or hallway that is required to comply with Section 1011.1 shall be identified by a tactile exit sign with the words "EXIT ROUTE."*
5. *Each exit door through a horizontal exit that is required to comply with Section 1011.1 shall be identified by a sign with the words, "TO EXIT."*

Raised character and Braille exit signs shall comply with Chapter 11B of the California Building Code.

[B] **1011.5 Internally illuminated exit signs.** Electrically powered, self-luminous and photoluminescent exit signs shall be listed and labeled in accordance with UL 924 and shall be installed in accordance with the manufacturer's instructions and Chapter 27 of the *California Building Code*. Exit signs shall be illuminated at all times.

[B] **1011.6 Externally illuminated exit signs.** Externally illuminated exit signs shall comply with Sections 1011.6.1 through 1011.6.3.

[B] **1011.6.1 Graphics.** Every exit sign and directional exit sign shall have plainly legible letters not less than 6 inches (152 mm) high with the principal strokes of the letters not less than 3/4 inch (19.1 mm) wide. The word "EXIT" shall have letters having a width not less than 2 inches (51 mm) wide, except the letter "I," and the minimum spacing between letters shall not be less than 3/8 inch (9.5 mm). Signs larger than the minimum established in this section shall have letter widths, strokes and spacing in proportion to their height.

The word "EXIT" shall be in high contrast with the background and shall be clearly discernible when the means of exit sign illumination is or is not energized. If a chevron directional indicator is provided as part of the exit sign, the construction shall be such that the direction of the chevron directional indicator cannot be readily changed.

[B] **1011.6.2 Exit sign illumination.** The face of an exit sign illuminated from an external source shall have an intensity of not less than 5 footcandles (54 lux).

[B] **1011.6.3 Power source.** Exit signs shall be illuminated at all times. To ensure continued illumination for a duration of not less than 90 minutes in case of primary power loss, the sign illumination means shall be connected to an emergency power system provided from storage batteries, unit equipment or an on-site generator. The installation of the emergency power system shall be in accordance with Section 604.

Exception: Approved exit sign illumination means that provide continuous illumination independent of external power sources for a duration of not less than 90

minutes, in case of primary power loss, are not required to be connected to an emergency electrical system.

- || **1011.7 Floor-level exit signs.** Where exit signs are required by Chapter 10, additional approved low-level exit signs which are internally or externally illuminated photoluminescent or self-luminous shall be provided in all interior corridors of Group A, E, I and R-2.1 occupancies and in all areas serving guest rooms of hotels in Group R, Division 1 occupancies.

Exceptions:

1. Group A occupancies that are protected throughout by an approved supervised fire sprinkler system.
2. Group E occupancies where direct exits have been provided from each classroom.
3. Group I and R-2.1 occupancies which are provided with smoke barriers constructed in accordance with Section 407.4
4. Group I-3 occupancies.

The bottom of the sign shall not be less than 6 inches (152 mm) or more than 8 inches (203 mm) above the floor level and shall indicate the path of exit travel. For exit and exit-access doors, the sign shall be on the door or adjacent to the door with the closest edge of the sign or marker within 4 inches (102 mm) of the door frame.

Note: Pursuant to Health and Safety Code Section 13143, this California amendment applies to all newly constructed buildings or structures, subject to this section, for which a building permit is issued (or construction commenced, where no building permit is issued) on or after January 1, 1989.

- || **1011.8 Path marking.** When exit signs are required by Chapter 10, in addition to approved floor-level exit signs, approved path marking shall be installed at floor level or no higher than 8 inches (203 mm) above the floor level in all interior-rated exit corridors of unsprinklered Group A, R-1 and R-2 occupancies.

Such marking shall be continuous, except as interrupted by door-ways, corridors or other such architectural features, in order to provide a visible delineation along the path of travel.

Note: Pursuant to Health and Safety Code Section 13143, the California amendments of this section shall apply to all newly constructed buildings or structures, subject to this section, for which a building permit is issued (or construction commenced, where no building permit is issued) on or after January 1, 1989.

**SECTION 1012
HANDRAILS**

[B] 1012.1 Where required. Handrails for stairways and ramps shall be adequate in strength and attachment in accordance with Section 1607.8 of the California Building Code. Handrails required for stairways by Section 1009.15 shall comply with Sections 1012.2 through 1012.9. Handrails

required for ramps by Section 1010.9 shall comply with Sections 1012.2 through 1012.8.

[B] 1012.2 Height. Handrail height, measured above stair tread nosings, or finish surface of ramp slope, shall be uniform, not less than 34 inches (864 mm) and not more than 38 inches (965 mm). Handrail height of alternating tread devices and ship ladders, measured above tread nosings, shall be uniform, not less than 30 inches (762 mm) and not more than 34 inches (864 mm).

Exceptions:

1. When handrail fittings or bendings are used to provide continuous transition between flights, the fittings or bendings shall be permitted to exceed the maximum height.
2. In Group R-3 occupancies; within dwelling units in Group R-2 occupancies; and in Group U occupancies that are associated with a Group R-3 occupancy or associated with individual dwelling units in Group R-2 occupancies; when handrail fittings or bendings are used to provide continuous transition between flights, transition at winder treads, transition from handrail to guard, or when used at the start of a flight, the handrail height at the fittings or bendings shall be permitted to exceed the maximum height.

[B] 1012.3 Handrail graspability. All required handrails shall comply with Section 1012.3.1 or shall provide equivalent graspability.

Exception: In Group R-3 occupancies; within dwelling units in Group R-2 occupancies; and in Group U occupancies that are accessory to a Group R-3 occupancy or accessory to individual dwelling units in Group R-2 occupancies; handrails shall be Type I in accordance with Section 1012.3.1, Type II in accordance with Section 1012.3.2 or shall provide equivalent graspability.

[B] 1012.3.1 Type I. Handrails with a circular cross section shall have an outside diameter of at least 1 1/4 inches (32 mm) and not greater than 2 inches (51 mm). Where the handrail is not circular, it shall have a perimeter dimension of at least 4 inches (102 mm) and not greater than 6 1/4 inches (160 mm) with a maximum cross-sectional dimension of 2 1/4 inches (57 mm) and minimum cross-sectional dimension of 1 inch (25 mm). Edges shall have a minimum radius of 0.01 inch (0.25 mm).

[B] 1012.3.2 Type II. Handrails with a perimeter greater than 6 1/4 inches (160 mm) shall provide a graspable finger recess area on both sides of the profile. The finger recess shall begin within a distance of 3/4 inch (19 mm) measured vertically from the tallest portion of the profile and achieve a depth of at least 5/16 inch (8 mm) within 7/8 inch (22 mm) below the widest portion of the profile. This required depth shall continue for at least 3/8 inch (10 mm) to a level that is not less than 1 3/4 inches (45 mm) below the tallest portion of the profile. The minimum width of the handrail above the recess shall be 1 1/4 inches (32 mm)

to a maximum of $2\frac{3}{4}$ inches (70 mm). Edges shall have a minimum radius of 0.01 inch (0.25 mm).

[B] 1012.4 Continuity. Handrail gripping surfaces shall be continuous, without interruption by newel posts or other obstructions.

Exceptions:

1. Handrails within dwelling units are permitted to be interrupted by a newel post at a turn or landing.
2. Within a dwelling unit, the use of a volute, turnout, starting easing or starting newel is allowed over the lowest tread.
3. Handrail brackets or balusters attached to the bottom surface of the handrail that do not project horizontally beyond the sides of the handrail within $1\frac{1}{2}$ inches (38 mm) of the bottom of the handrail shall not be considered obstructions. For each $\frac{1}{2}$ inch (12.7 mm) of additional handrail perimeter dimension above 4 inches (102 mm), the vertical clearance dimension of $1\frac{1}{2}$ inches (38 mm) shall be permitted to be reduced by $\frac{1}{8}$ inch (3 mm).
4. Where handrails are provided along walking surfaces with slopes not steeper than 1:20, the bottoms of the handrail gripping surfaces shall be permitted to be obstructed along their entire length where they are integral to crash rails or bumper guards.

[B] 1012.5 Fittings. Handrails shall not rotate within their fittings.

[B] 1012.6 Handrail extensions. Handrails shall return to a wall, guard or the walking surface or shall be continuous to the handrail of an adjacent stair flight or ramp run. Where handrails are not continuous between flights, the handrails shall extend horizontally at least 12 inches (305 mm) beyond the top riser and continue to slope for the depth of one tread beyond the bottom riser. At ramps where handrails are not continuous between runs, the handrails shall extend horizontally above the landing 12 inches (305 mm) minimum beyond the top and bottom of ramp runs. The extensions of handrails shall be in the same direction of the stair flights at stairways and the ramp runs at ramps.

Exceptions:

1. Handrails within a dwelling unit that is not required to be accessible need extend only from the top riser to the bottom riser.
2. Aisle handrails in rooms or spaces used for assembly purposes in accordance with Section 1028.13.
3. Handrails for alternating tread devices and ship ladders are permitted to terminate at a location vertically above the top and bottom risers. Handrails for alternating tread devices and ship ladders are not required to be continuous between flights or to extend beyond the top or bottom risers.

[B] 1012.7 Clearance. Clear space between a handrail and a wall or other surface shall be a minimum of $1\frac{1}{2}$ inches (38 mm). A handrail and a wall or other surface adjacent to the handrail shall be free of any sharp or abrasive elements.

[B] 1012.8 Projections. On ramps, the clear width between handrails shall be 36 inches (914 mm) minimum. Projections into the required width of stairways and ramps at each side shall not exceed $4\frac{1}{2}$ inches (114 mm) at or below the handrail height. Projections into the required width shall not be limited above the minimum headroom height required in Section 1009.5. Projections due to intermediate handrails shall not constitute a reduction in the egress width.

In Group I-2 occupancies, ramps required for exit access shall not be less than 8 feet in width and handrails are permitted to protrude $3\frac{1}{2}$ inches from the wall on both sides. For ramps used as exits and stairways used for the movement of bed and litter patients, the clear width between handrails shall be 44 inches (1118 mm) minimum.

[B] 1012.9 Intermediate handrails. Stairways shall have intermediate handrails located in such a manner that all portions of the stairway width required for egress capacity are within 30 inches (762 mm) of a handrail. On monumental stairs, handrails shall be located along the most direct path of egress travel.

SECTION 1013 GUARDS

[B] 1013.1 General. Guards shall comply with the provisions of Sections 1013.2 through 1013.7. Operable windows with sills located more than 72 inches (1.83 m) above finished grade or other surface below shall comply with Section 1013.8.

[B] 1013.2 Where required. Guards shall be located along open-sided walking surfaces, including mezzanines, equipment platforms, stairs, ramps and landings that are located more than 30 inches (762 mm) measured vertically to the floor or grade below at any point within 36 inches (914 mm) horizontally to the edge of the open side. Guards shall be adequate in strength and attachment in accordance with Section 1607.8 of the *California Building Code*.

Exception: Guards are not required for the following locations:

1. On the loading side of loading docks or piers.
2. On the audience side of stages and raised platforms, including steps leading up to the stage and raised platforms.
3. On raised stage and platform floor areas, such as runways, ramps and side stages used for entertainment or presentations.
4. At vertical openings in the performance area of stages and platforms.
5. At elevated walking surfaces appurtenant to stages and platforms for access to and utilization of special lighting or equipment.
6. Along vehicle service pits not accessible to the public.
7. In assembly seating where guards in accordance with Section 1028.14 are permitted and provided.

[B] 1013.2.1 Glazing. Where glass is used to provide a guard or as a portion of the guard system, the guard shall also comply with Section 2407 of the *California Building Code*. Where the glazing provided does not meet the strength and attachment requirements of Section 1607.8 of the *California Building Code*, complying guards shall also be located along glazed sides of open-sided walking surfaces.

[B] 1013.3 Height. Required guards shall not be less than 42 inches (1067 mm) high, measured vertically as follows:

1. From the adjacent walking surfaces;
2. On stairs, from the line connecting the leading edges of the tread nosings; and
3. On ramps, from the ramp surface at the guard.

Exceptions:

1. For occupancies in Group R-3, and within individual dwelling units in occupancies in Group R-2, guards on the open sides of stairs shall have a height not less than 34 inches (864 mm) measured vertically from a line connecting the leading edges of the treads.
2. For occupancies in Group R-3, and within individual dwelling units in occupancies in Group R-2, where the top of the guard also serves as a handrail on the open sides of stairs, the top of the guard shall not be less than 34 inches (864 mm) and not more than 38 inches (965 mm) measured vertically from a line connecting the leading edges of the treads.
3. The guard height in assembly seating areas shall comply with Section 1028.14.
4. Along alternating tread devices and ship ladders, guards whose top rail also serves as a handrail, shall have height not less than 30 inches (762 mm) and not more than 34 inches (864 mm), measured vertically from the leading edge of the device tread nosing.

[B] 1013.4 Opening limitations. Required guards shall not have openings which allow passage of a sphere 4 inches (102 mm) in diameter from the walking surface to the required guard height.

Exceptions:

1. From a height of 36 inches (914 mm) to 42 inches (1067 mm), guards shall not have openings which allow passage of a sphere $4\frac{3}{8}$ inches (111 mm) in diameter.
2. The triangular openings at the open sides of a stair, formed by the riser, tread and bottom rail shall not allow passage of a sphere 6 inches (152 mm) in diameter.
3. At elevated walking surfaces for access to and use of electrical, mechanical or plumbing systems or equipment, guards shall not have openings which allow passage of a sphere 21 inches (533 mm) in diameter.

4. In areas that are not open to the public within occupancies in Group I-3, F, H or S, and for alternating tread devices and ship ladders, guards shall not have openings which allow passage of a sphere 21 inches (533 mm) in diameter.
5. In assembly seating areas, guards at the end of aisles where they terminate at a fascia of boxes, balconies and galleries shall not have openings which allow passage of a sphere 4 inches in diameter (102 mm) up to a height of 26 inches (660 mm). From a height of 26 inches (660 mm) to 42 inches (1067 mm) above the adjacent walking surfaces, guards shall not have openings which allow passage of a sphere 8 inches (203 mm) in diameter.
6. Within individual dwelling units and sleeping units in Group R-2 and R-3 occupancies, guards on the open sides of stairs shall not have openings which allow passage of a sphere $4\frac{3}{8}$ (111 mm) inches in diameter.
7. *[SFM] In lifeguard towers not open to the public, guards shall not have openings which allow passage of a sphere 21 inches (533 mm) in diameter.*

[B] 1013.5 Screen porches. Porches and decks which are enclosed with insect screening shall be provided with guards where the walking surface is located more than 30 inches (762 mm) above the floor or grade below.

[B] 1013.6 Mechanical equipment. Guards shall be provided where appliances, equipment, fans, roof hatch openings or other components that require service are located within 10 feet (3048 mm) of a roof edge or open side of a walking surface and such edge or open side is located more than 30 inches (762 mm) above the floor, roof or grade below. The guard shall be constructed so as to prevent the passage of a sphere 21 inches (533 mm) in diameter. The guard shall extend not less than 30 inches (762 mm) beyond each end of such appliance, equipment, fan or component.

[B] 1013.7 Roof access. Guards shall be provided where the roof hatch opening is located within 10 feet (3048 mm) of a roof edge or open side of a walking surface and such edge or open side is located more than 30 inches (762 mm) above the floor, roof or grade below. The guard shall be constructed so as to prevent the passage of a sphere 21 inches (533 mm) in diameter.

[B] 1013.8 Window sills. In Occupancy Groups R-2 and R-3, one- and two-family and multiple-family dwellings, where the opening of the sill portion of an operable window is located more than 72 inches (1829 mm) above the finished grade or other surface below, the lowest part of the clear opening of the window shall be at a height not less than 36 inches (915 mm) above the finished floor surface of the room in which the window is located. Operable sections of windows shall not permit openings that allow passage of a 4-inch-diameter (102 mm) sphere where such openings are located within 36 inches (915 mm) of the finished floor.

Exceptions:

1. Operable windows where the sill portion of the opening is located more than 75 feet (22 860 mm)

above the finished grade or other surface below and that are provided with window fall prevention devices that comply with ASTM F 2006.

2. Windows whose openings will not allow a 4-inch-diameter (102 mm) sphere to pass through the opening when the opening is in its largest opened position.
3. Openings that are provided with window fall prevention devices that comply with ASTM F 2090.
4. Windows that are provided with window opening control devices that comply with Section 1013.8.1.

1013.8.1 Window opening control devices. Window opening control devices shall comply with ASTM F 2090. The window opening control device, after operation to release the control device allowing the window to fully open, shall not reduce the minimum net clear opening area of the window unit to less than the area required by Section 1029.2.

**SECTION 1014
EXIT ACCESS**

[B] 1014.1 General. The exit access shall comply with the applicable provisions of Sections 1003 through 1013. Exit access arrangement shall comply with Sections 1014 through 1019.

[B] 1014.2 Egress through intervening spaces. Egress through intervening spaces shall comply with this section.

1. Egress from a room or space shall not pass through adjoining or intervening rooms or areas, except where such adjoining rooms or areas and the area served are accessory to one or the other, are not a Group H occupancy and provide a discernible path of egress travel to an exit.

Exception: Means of egress are not prohibited through adjoining or intervening rooms or spaces in a Group H, S or F occupancy when the adjoining or intervening rooms or spaces are the same or a lesser hazard occupancy group.

2. An exit access shall not pass through a room that can be locked to prevent egress.
3. Means of egress from dwelling units or sleeping areas shall not lead through other sleeping areas, toilet rooms or bathrooms.
4. Egress shall not pass through kitchens, storage rooms, closets or spaces used for similar purposes.

Exceptions:

1. Means of egress are not prohibited through a kitchen area serving adjoining rooms constituting part of the same dwelling unit or sleeping unit.
2. Means of egress are not prohibited through stockrooms in Group M occupancies when all of the following are met:

- 2.1. The stock is of the same hazard classification as that found in the main retail area;
- 2.2. Not more than 50 percent of the exit access is through the stockroom;
- 2.3. The stockroom is not subject to locking from the egress side; and
- 2.4. There is a demarcated, minimum 44-inch-wide (1118 mm) aisle defined by full- or partial-height fixed walls or similar construction that will maintain the required width and lead directly from the retail area to the exit without obstructions.

5. Exits shall not pass through any room subject to locking except in Group I-3 occupancies classified as detention facilities.

[B] 1014.2.1 Multiple tenants. Where more than one tenant occupies any one floor of a building or structure, each tenant space, dwelling unit and sleeping unit shall be provided with access to the required exits without passing through adjacent tenant spaces, dwelling units and sleeping units.

Exception: The means of egress from a smaller tenant space shall not be prohibited from passing through a larger adjoining tenant space where such rooms or spaces of the smaller tenant occupy less than 10 percent of the area of the larger tenant space through which they pass; are the same or similar occupancy group; a discernible path of egress travel to an exit is provided; and the means of egress into the adjoining space is not subject to locking from the egress side. A required means of egress serving the larger tenant space shall not pass through the smaller tenant space or spaces.

1014.2.2 Basement exits in Group I-2 occupancies. For additional requirements for occupancies in Group I-2, see Section 407 of the California Building Code.

[B] 1014.3 Common path of egress travel. The common path of egress travel shall not exceed the common path of egress travel distances in Table 1014.3.

**SECTION 1015
EXIT AND EXIT ACCESS DOORWAYS**

[B] 1015.1 Exits or exit access doorways from spaces. Two exits or exit access doorways from any space shall be provided where one of the following conditions exists:

1. The occupant load of the space exceeds one of the values in Table 1015.1.

Exceptions:

1. In Group R-2 and R-3 occupancies, one means of egress is permitted within and from individual dwelling units with a maximum occupant load of 20 where the dwelling unit is equipped

[B] TABLE 1014.3
COMMON PATH OF EGRESS TRAVEL

OCCUPANCY	WITHOUT SPRINKLER SYSTEM (feet)		WITH SPRINKLER SYSTEM (feet)
	Occupant Load		
	≤ 30	> 30	
B, S ^d	100	75	100 ^a
U	100	75	75 ^a
F	75	75	100 ^a
H-1, H-2, H-3	Not Permitted	Not Permitted	25 ^a
R-2	75	75	125 ^b
R-3 ^e	75	75	125 ^b
I-3	100	100	100 ^a
All others ^{c, f}	75	75	75 ^{a, b}

For SI: 1 foot = 304.8 mm.

- a. Buildings equipped throughout with an automatic sprinkler system in accordance with Section 903.3.1.1.
- b. Buildings equipped throughout with an automatic sprinkler system in accordance with Section 903.3.1.1 or 903.3.1.2. See Section 903 for occupancies where automatic sprinkler systems are permitted in accordance with Section 903.3.1.2.
- c. For a room or space used for assembly purposes having fixed seating, see Section 1028.8.
- d. The length of a common path of egress travel in a Group S-2 open parking garage shall not be more than 100 feet (30 480 mm).
- e. The length of a common path of egress travel in a Group R-3 occupancy located in a mixed occupancy building.
- f. For the distance limitation in Group I-2, see Section 407.4 of the *California Building Code*.

throughout with an automatic sprinkler system in accordance with Section 903.3.1.1 or 903.3.1.2.

2. Care suites in Group I-2 occupancies complying with Section 407.4.3 of the *California Building Code*.

- 2. The common path of egress travel exceeds one of the limitations of Section 1014.3.
- 3. Where required by Section 1015.3, 1015.4, 1015.5 or 1015.6.
- 4. In detention and correctional facilities and holding cells, such as are found in courthouse buildings, when the occupant load is more than 20 see Section 408.3.11 of the *California Building Code*.

Where a building contains mixed occupancies, each individual occupancy shall comply with the applicable requirements for that occupancy. Where applicable, cumulative occupant loads from adjacent occupancies shall be considered in accordance with the provisions of Section 1004.1.

[B] TABLE 1015.1
SPACES WITH ONE EXIT OR EXIT ACCESS DOORWAY

OCCUPANCY	MAXIMUM OCCUPANT LOAD
A, B, E, F, M, U	49
H-1, H-2, H-3	3
H-4, H-5, I-2.1, I-3, I-4, R	10
S	29
L	See Section 443.6.1

a. For holding cells, see Section 408.3.11 of the *California Building Code*.

[B] 1015.1.1 **Three or more exits or exit access doorways.** Three exits or exit access doorways shall be provided from any space with an occupant load of 501 to 1,000. Four exits or exit access doorways shall be pro-

vided from any space with an occupant load greater than 1,000.

[B] 1015.2 **Exit or exit access doorway arrangement.** Required exits shall be located in a manner that makes their availability obvious. Exits shall be unobstructed at all times. Exit and exit access doorways shall be arranged in accordance with Sections 1015.2.1 and 1015.2.2. *Exit access doorways, contributing to the total number of exits or exit access doorways required by Sections 1015.1 and 1015.1.1, shall lead to separate exits.*

[B] 1015.2.1 **Two exits or exit access doorways.** Where two exits or exit access doorways are required from any portion of the exit access, the exit doors or exit access doorways shall be placed a distance apart equal to not less than one-half of the length of the maximum overall diagonal dimension of the building or area to be served measured in a straight line between exit doors or exit access doorways. Interlocking or scissor stairs shall be counted as one exit stairway.

Exceptions:

- 1. Where interior exit stairways are interconnected by a 1-hour fire-resistance-rated corridor conforming to the requirements of Section 1018, the required exit separation shall be measured along the shortest direct line of travel within the corridor.
- 2. Where a building is equipped throughout with an automatic sprinkler system in accordance with Section 903.3.1.1 or 903.3.1.2, the separation distance of the exit doors or exit access doorways shall not be less than one-third of the length of the maximum overall diagonal dimension of the area served.

[B] 1015.2.2 Three or more exits or exit access doorways. Where access to three or more exits is required, at least two exit doors or exit access doorways shall be arranged in accordance with the provisions of Section 1015.2.1. *Additional required exit or exit access doorways shall be arranged a reasonable distance apart so that if one becomes blocked, the others will be available.*

[B] 1015.3 Boiler, incinerator and furnace rooms. Two exit access doorways are required in boiler, incinerator and furnace rooms where the area is over 500 square feet (46 m²) and any fuel-fired equipment exceeds 400,000 British thermal units (Btu) (422 000 KJ) input capacity. Where two exit access doorways are required, one is permitted to be a fixed ladder or an alternating tread device. Exit access doorways shall be separated by a horizontal distance equal to one-half the length of the maximum overall diagonal dimension of the room.

[B] 1015.4 Refrigeration machinery rooms. Machinery rooms larger than 1,000 square feet (93 m²) shall have not less than two exits or exit access doorways. Where two exit access doorways are required, one such doorway is permitted to be served by a fixed ladder or an alternating tread device. Exit access doorways shall be separated by a horizontal distance equal to one-half the maximum horizontal dimension of room.

All portions of machinery rooms shall be within 150 feet (45 720 mm) of an exit or exit access doorway. An increase in travel distance is permitted in accordance with Section 1016.1.

Doors shall swing in the direction of egress travel, regardless of the occupant load served. Doors shall be tight fitting and self-closing.

[B] 1015.5 Refrigerated rooms or spaces. Rooms or spaces having a floor area larger than 1,000 square feet (93 m²), containing a refrigerant evaporator and maintained at a temperature below 68°F (20°C), shall have access to not less than two exits or exit access doorways.

Travel distance shall be determined as specified in Section 1016.1, but all portions of a refrigerated room or space shall be within 150 feet (45 720 mm) of an exit or exit access doorway where such rooms are not protected by an approved automatic sprinkler system. Egress is allowed through adjoining refrigerated rooms or spaces.

Exception: Where using refrigerants in quantities limited to the amounts based on the volume set forth in the *California Mechanical Code*.

[B] 1015.6 Day care means of egress. Day care facilities, rooms or spaces where care is provided for more than 10 children that are 2½ years of age or less, shall have access to not less than two exits or exit access doorways.

1015.7 Large Family Day-care Home. *Every story or basement of a large family day-care home shall be provided with two exits which are remotely located from each other. Every required exit shall be of a size to permit the installation of a door not less than 32 inches (813 mm) in clear width and not less than 6 feet 8 inches (2032 mm) in height. A manually*

operated horizontal sliding door may be used as one of the two required exits.

Where basements are used for day care purposes, one of the two required exits shall provide access directly to the exterior without entering the first story. The second exit from the basement may either pass through the story above or exit directly to the exterior.

Rooms used for day care purposes shall not be located above the first story.

Exception: *Buildings equipped with an automatic sprinkler system throughout and which have at least one of the required exits providing access directly to the exterior. NFPA 13R may be used in large family day-care homes. The sprinkler omissions of NFPA 13R shall not apply unless approved by the enforcing agency.*

Exit doors, including manually operated horizontal sliding doors, shall be openable from the inside without use of a key or any special knowledge or effort.

Tables 1021.1 and 1021.2 are not applicable to this occupancy classification.

**SECTION 1016
EXIT ACCESS TRAVEL DISTANCE**

[B] 1016.1 General. Travel distance within the exit access portion of the means of egress system shall be in accordance with this section.

[B] 1016.2 Limitations. Exit access travel distance shall not exceed the values given in Table 1016.2.

**[B] TABLE 1016.2
EXIT ACCESS TRAVEL DISTANCE^a**

OCCUPANCY	WITHOUT SPRINKLER SYSTEM (feet)	WITH SPRINKLER SYSTEM (feet)
A, E, F-1, M, R, S-1	200	250 ^b
R-2.1	Not Permitted	250 ^{b, c}
B	200	300 ^c
F-2, S-2, U	300	400 ^c
H-1	Not Permitted	75 ^c
H-2	Not Permitted	100 ^c
H-3	Not Permitted	150 ^c
H-4	Not Permitted	175 ^c
H-5	Not Permitted	200 ^c
I-2, I-2.1, I-3 ^d , I-4	150	200 ^c
L	Not Permitted	200 ^c

For SI: 1 foot = 304.8 mm.

a. See the following sections for modifications to exit access travel distance requirements:

Section 402.8 of the *California Building Code*: For the distance limitation in malls.

Section 404.9 of the *California Building Code*: For the distance limitation through an atrium space.

Section 407.4 of the *California Building Code*: For the distance limitation in Group I-2.

Section 408.3.10 of the *California Building Code*: For increased limitation in Group I-3.

(continued)

MEANS OF EGRESS

Sections 408.6.1 and 408.8.1 of the *California Building Code*: For the distance limitations in Group I-3.

Section 411.4 of the *California Building Code*: For the distance limitation in special amusement buildings.

Section 1015.4: For the distance limitation in refrigeration machinery rooms.

Section 1015.5: For the distance limitation in refrigerated rooms and spaces.

Section 1016.3: For increased limitation in Groups F-1 and S-1.

Section 1021.2: For buildings with one exit.

Section 1028.7: For increased limitation in assembly seating.

Section 1028.7: For increased limitation for assembly open-air seating.

Section 3103.4 of the *California Building Code*: For temporary structures.

Section 3104.9 of the *California Building Code*: For pedestrian walkways.

b. Buildings equipped throughout with an automatic sprinkler system in accordance with Section 903.3.1.1 or 903.3.1.2. See Section 903 for occupancies where automatic sprinkler systems are permitted in accordance with Section 903.3.1.2.

c. Buildings equipped throughout with an automatic sprinkler system in accordance with Section 903.3.1.1.

d. Not permitted in nonsprinklered Group I-3 occupancies.

[B] 1016.2.1 Exterior egress balcony increase. Exit access travel distances specified in Table 1016.2 shall be increased up to an additional 100 feet (30 480 mm) provided the last portion of the exit access leading to the exit occurs on an exterior egress balcony constructed in accordance with Section 1019. The length of such balcony shall not be less than the amount of the increase taken.

1016.2.2 Group F-1 and S-1 increase. The maximum exit access travel distance shall be 400 feet (122 m) in Group F-1 or S-1 occupancies where all of the following are met:

1. The portion of the building classified as Group F-1 or S-1 is limited to one story in height,
2. The minimum height from the finished floor to the bottom of the ceiling or roof slab or deck is 24 feet (7315 mm), and
3. The building is equipped throughout with an automatic fire sprinkler system in accordance with Section 903.3.1.1.

[B] 1016.3 Measurement. Exit access travel distance shall be measured from the most remote point within a story along the natural and unobstructed path of horizontal and vertical egress travel to the entrance to an exit.

Exceptions:

1. In open parking garages, exit access travel distance is permitted to be measured to the closest riser of an exit access stairway or the closest slope of an exit access ramp.
2. In outdoor facilities with open exit access components, exit access travel distance is permitted to be measured to the closest riser of an exit access stairway or the closest slope of an exit access ramp.

[B] 1016.3.1 Exit access stairways and ramps. Travel distance on exit access stairways or ramps shall be included in the exit access travel distance measurement. The measurement along stairways shall be made on a plane parallel and tangent to the stair tread nosings in the center of the stair and landings. The measurement along ramps shall be made on the walking surface in the center of the ramp and landings.

SECTION 1017 AISLES

[B] 1017.1 General. Aisles and aisle accessways serving as a portion of the exit access in the means of egress system shall comply with the requirements of this section. Aisles or aisle accessways shall be provided from all occupied portions of the exit access which contain seats, tables, furnishings, displays and similar fixtures or equipment. The required width of aisles shall be unobstructed.

Exception: Encroachments complying with Section 1005.7.

[California Code of Regulations, Title 19, Division 1, §3.06(a)] Bonding of Chairs and Spacing of Tables.

(a) Bonding of chairs. In every Group A and Group E occupancy, all loose seats, folding chairs or similar seating facilities that are not fixed to the floor shall be bonded together in groups of not less than three.

Exceptions:

- (1) When not more than 200 such seats, chairs or facilities are provided, bonding thereof may be deleted.*
- (2) The bonding of chairs shall not be required when tables are provided, as when the occupancy is used for dining or similar purposes.*
- (3) Upon approval of the enforcing agency, the bonding of chairs shall not be required when the placement and location of such chairs does not obstruct any required exit or any line of egress toward required exits and does not constitute a fire hazard as defined in California Code of Regulations, Title 19, Division 1, Section 3.14.*

[California Code of Regulations, Title 19, Division 1, §3.06(b)] Bonding of Chairs and Spacing of Tables.

(b) Spacing of Tables. In occupancies having rectangular conference or banquet-type tables, such tables shall be placed not less than 54 inches apart and not less than 36 inches from walls.

[B] 1017.2 Aisles in assembly spaces. Aisles and aisle accessways serving a room or space used for assembly purposes shall comply with Section 1028.

[B] 1017.3 Aisles in Groups B and M. In Group B and M occupancies, the minimum clear aisle width shall be determined by Section 1005.1 for the occupant load served, but shall not be less than 36 inches (914 mm).

Exception: Nonpublic aisles serving less than 50 people and not required to be accessible by Chapter 11A or 11B of the *California Building Code* need not exceed 28 inches (711 mm) in width.

[B] 1017.4 Aisle accessways in Group M. An aisle accessway shall be provided on at least one side of each element within the merchandise pad. The minimum clear width for an aisle accessway not required to be accessible shall be 30 inches (762 mm). The required clear width of the aisle accessway shall be measured perpendicular to the elements and merchandise within the merchandise pad. The 30-inch (762 mm) minimum clear width shall be maintained to provide a path to an adjacent aisle or aisle accessway. The common path of egress travel shall not exceed 30 feet (9144 mm) from any point in the merchandise pad.

Exception: For areas serving not more than 50 occupants, the common path of egress travel shall not exceed 75 feet (22 860 mm).

[B] 1017.5 Aisles in other than assembly spaces and Groups B and M. In other than rooms or spaces used for assembly purposes and Group B and M occupancies, the minimum clear aisle width shall be determined by Section 1005.1 for the occupant load served, but shall not be less than 36 inches (914 mm).

**SECTION 1018
CORRIDORS**

[B] 1018.1 Construction. Corridors shall be fire-resistance rated in accordance with Table 1018.1. The corridor walls required to be fire-resistance rated shall comply with Section 708 of the *California Building Code* for fire partitions.

Exceptions:

1. A fire-resistance rating is not required for corridors in an occupancy in Group E where each room that is used for instruction has at least one door opening directly to the exterior and rooms for assembly purposes have at least one-half of the required means of egress doors opening directly to the exterior. Exte-

rior doors specified in this exception are required to be at ground level.

2. A fire-resistance rating is not required for corridors contained within a dwelling or sleeping unit in an occupancy in Group R.
3. A fire-resistance rating is not required for corridors in open parking garages.
4. A fire-resistance rating is not required for corridors in an occupancy in Group B which is a space requiring only a single means of egress complying with Section 1015.1.
5. Corridors adjacent to the exterior walls of buildings shall be permitted to have unprotected openings on unrated exterior walls where unrated walls are permitted by Table 602 of the *California Building Code* and unprotected openings are permitted by Table 705.8 of the *California Building Code*.
6. A fire-resistance rating is not required for corridors within suites in a Group I-2 occupancy provided with an automatic sprinkler system throughout and constructed in accordance with Section 407.4.3.5 or 407.4.3.6 of the *California Building Code*.

[B] 1018.2 Width. The minimum width of corridors specified in Table 1018.2 shall be as determined in Section 1005.1.

[B] 1018.3 Obstruction. The required width of corridors shall be unobstructed.

Exception: Encroachments complying with Section 1005.7.

[B] 1018.4 Dead ends. Where more than one exit or exit access doorway is required, the exit access shall be arranged such that there are no dead ends in corridors more than 20 feet (6096 mm) in length.

Exceptions:

1. In occupancies in Group I-3 of Occupancy Condition 2, 3 or 4 (see Section 308.5), the dead end in a corridor shall not exceed 50 feet (15 240 mm).

**[B] TABLE 1018.1
CORRIDOR FIRE-RESISTANCE RATING**

OCCUPANCY	OCCUPANT LOAD SERVED BY CORRIDOR	REQUIRED FIRE-RESISTANCE RATING (hours)	
		Without sprinkler system	With sprinkler system ^c
H-1, H-2, H-3	All	Not Permitted	1
H-4, H-5	Greater than 30	Not Permitted	1
A ^d , B, F, M, S, U	Greater than 30	1	0
R-1, R-2, R-3, R3.1, R-4	Greater than 10	Not Permitted	1
I-2 ^a , I-4	Greater than 6	Not Permitted	1
I-3, R-2.1	Greater than 6	Not Permitted	1 ^b
E	Greater than 10	1	1

a. For requirements for occupancies in Group I-2, see Sections 407.2 and 407.3 of the *California Building Code*.
 b. For a reduction in the fire-resistance rating for occupancies in Group I-3, see Sections 408.8.1.2 and 408.8 of the *California Building Code*.
 c. Buildings equipped throughout with an automatic sprinkler system in accordance with Section 903.3.1.1 or 903.3.1.2 where allowed.
 d. [SFM] See Section 1028.

[B] TABLE 1018.2
MINIMUM CORRIDOR WIDTH

OCCUPANCY	WIDTH (minimum)
Any facilities not listed below	44 inches
Access to and utilization of mechanical, plumbing or electrical systems or equipment	24 inches
With a required occupancy capacity less than 50	36 inches
Within a dwelling unit	36 inches
In Group E with a corridor having a required capacity of 100 or more	72 inches
In corridors and areas serving gurney traffic in occupancies where patients receive outpatient medical care, which causes the patient to be incapable of self-preservation	72 inches
Group I-2 in areas where required for bed movement	96 inches
Corridors in Group I-2 and I-3 occupancies serving any area caring for one or more non-ambulatory persons.	96 inches

For SI: 1 inch = 25.4 mm.

- In occupancies in Groups B, E, F, M, R-1, R-2, R-2.1, R-4, S and U, where the building is equipped throughout with an automatic sprinkler system in accordance with Section 903.3.1.1, the length of the dead-end corridors shall not exceed 50 feet (15 240 mm).
- A dead-end corridor shall not be limited in length where the length of the dead-end corridor is less than 2.5 times the least width of the dead-end corridor.

[B] 1018.5 Air movement in corridors. Corridors shall not serve as supply, return, exhaust, relief or ventilation air ducts.

Exceptions:

- Use of a corridor as a source of makeup air for exhaust systems in rooms that open directly onto such corridors, including toilet rooms, bathrooms, dressing rooms, smoking lounges and janitor closets, shall be permitted, provided that each such corridor is directly supplied with outdoor air at a rate greater than the rate of makeup air taken from the corridor.
- Where located within a dwelling unit, the use of corridors for conveying return air shall not be prohibited.
- Where located within tenant spaces of 1,000 square feet (93 m²) or less in area, utilization of corridors for conveying return air is permitted.
- Incidental air movement from pressurized rooms within health care facilities, provided that the corridor is not the primary source of supply or return to the room.
- For health care facilities under the jurisdiction of the Office of Statewide Health Planning and Development (OSHPD), see the California Mechanical Code.

[B] 1018.5.1 Corridor ceiling. Use of the space between the corridor ceiling and the floor or roof structure above as a return air plenum is permitted for one or more of the following conditions:

- The corridor is not required to be of fire-resistance-rated construction;

- The corridor is separated from the plenum by fire-resistance-rated construction;
- The air-handling system serving the corridor is shut down upon activation of the air-handling unit smoke detectors required by the California Mechanical Code;
- The air-handling system serving the corridor is shut down upon detection of sprinkler waterflow where the building is equipped throughout with an automatic sprinkler system; or
- The space between the corridor ceiling and the floor or roof structure above the corridor is used as a component of an approved engineered smoke control system.

[B] 1018.6 Corridor continuity. Fire-resistance-rated corridors shall be continuous from the point of entry to an exit, and shall not be interrupted by intervening rooms. Where the path of egress travel within a fire-resistance-rated corridor to the exit includes travel along unenclosed exit access stairways or ramps, the fire resistance-rating shall be continuous for the length of the stairway or ramp and for the length of the connecting corridor on the adjacent floor leading to the exit.

Exceptions:

- Foyers, lobbies or reception rooms constructed as required for corridors shall not be construed as intervening rooms.
- [SFM] In fully sprinklered office buildings, corridors may lead through enclosed elevator lobbies if all areas of the building have access to at least one required exit without passing through the elevator lobby.

**SECTION 1019
EGRESS BALCONIES**

[B] 1019.1 General. Balconies used for egress purposes shall conform to the same requirements as corridors for width, headroom, dead ends and projections.

[B] 1019.2 Wall separation. Exterior egress balconies shall be separated from the interior of the building by walls and opening protectives as required for corridors.

Exception: Separation is not required where the exterior egress balcony is served by at least two stairs and a dead-end travel condition does not require travel past an unprotected opening to reach a stair.

[B] 1019.3 Openness. The long side of an egress balcony shall be at least 50 percent open, and the open area above the guards shall be so distributed as to minimize the accumulation of smoke or toxic gases.

[B] 1019.4 Location. Exterior egress balconies shall have a minimum fire separation distance of 10 feet (3048 mm) measured from the exterior edge of the egress balcony to adjacent lot lines and from other buildings on the same lot unless the adjacent building exterior walls and openings are protected in accordance with Section 705 of the *California Building Code* based on fire separation distance.

**SECTION 1020
EXITS**

[B] 1020.1 General. Exits shall comply with Sections 1020 through 1026 and the applicable requirements of Sections 1003 through 1013. An exit shall not be used for any purpose that interferes with its function as a means of egress. Once a given level of exit protection is achieved, such level of protection shall not be reduced until arrival at the exit discharge.

[B] 1020.2 Exterior exit doors. Buildings or structures used for human occupancy shall have at least one exterior door that meets the requirements of Section 1008.1.1.

[B] 1020.2.1 Detailed requirements. Exterior exit doors shall comply with the applicable requirements of Section 1008.1.

[B] 1020.2.2 Arrangement. Exterior exit doors shall lead directly to the exit discharge or the public way.

**SECTION 1021
NUMBER OF EXITS**

[B] 1021.1 General. Each story and occupied roof shall have the minimum number of *independent* exits, or access to exits, as specified in *Table 1021.1*. A *single exit or access to a single exit shall be permitted in accordance with Section 1021.2*. The required number of exits, or exit access stairways or ramps providing access to exits, from any story shall be maintained until arrival at grade or a public way.

**[B] TABLE 1021.1
MINIMUM NUMBER OF EXITS OR
ACCESS TO EXITS PER STORY**

OCCUPANT LOAD PER STORY	MINIMUM NUMBER OF EXITS OR ACCESS TO EXITS FROM STORY
1-500	2
501-1,000	3
More than 1,000	4

[B] 1021.2 Single exits. A *single exit or access to a single exit shall be permitted* from any story or occupied roof, provided one of the following conditions exists:

1. The occupant load, number of dwelling units *and exit access travel distance does not* exceed the values in *Table 1021.2(1)* or *1021.2(2)*.
2. Rooms, areas and spaces complying with Section 1015.1 with exits that discharge directly to the exterior at the level of exit discharge are permitted to have one *exit or access to a single exit*.
3. Group R-3 occupancy buildings shall be permitted to have one exit *where each individual story complies with Table 1021.2(1)*.
4. Parking garages where vehicles are mechanically parked shall be permitted to have one *exit or access to a single exit*.
5. Group R-3 and R-4 congregate residences shall be permitted to have one exit *where each individual story complies with Table 1021.2(1)*.
6. Individual single-story or multiple-story dwelling units shall be permitted to have a *single exit or access to a single exit* from the dwelling unit provided that all of the following criteria are met:
 - 6.1. The dwelling unit complies with Section 1015.1 as a space with one means of egress; and
 - 6.2. Either the exit from the dwelling unit discharges directly to the exterior at the level of exit discharge, or the exit access outside the dwelling unit's entrance door provides access to not less than two approved independent exits.

[B] 1021.2.1 Mixed occupancies. Where one exit, or exit access stairway or ramp providing access to exits at other stories, is permitted to serve individual stories, mixed occupancies shall be permitted to be served by single exits provided each individual occupancy complies with the applicable requirements of *Table 1021.2(1)* or *Table*

**[B] TABLE 1021.2(1)
STORIES WITH ONE EXIT OR ACCESS TO ONE EXIT FOR R-2, R-3 AND R-4 OCCUPANCIES**

STORY	OCCUPANCY	MAXIMUM NUMBER OF DWELLING UNITS	MAXIMUM EXIT ACCESS TRAVEL DISTANCE
Basement, first, second or third story above grade plan	R-2 ^{a, b} R-3 ^a , R-4	4 dwelling units NA	125 feet NA
Fourth story and above	R-3 ^a , R-4	NA	125 feet

For SI: 1 foot = 304.8 mm.

NA – Not Applicable.

a. Buildings classified as Group R-2 or R-3 equipped throughout with an automatic sprinkler system in accordance with Section 903.3.1.1 or 903.3.1.2 and provided with emergency escape and rescue openings in accordance with Section 1029.

b. This table is used for R-2 occupancies consisting of dwelling units. For R-2 occupancies consisting of sleeping units, use *Table 1021.2(2)*.

MEANS OF EGRESS

1021.2(2) for that occupancy. Where applicable, cumulative occupant loads from adjacent occupancies shall be considered in accordance with the provisions of Section 1004.1.

In each story of a mixed occupancy building, the maximum number of occupants served by a single exit shall be such that the sum of the ratios of the calculated number of occupants of the space divided by the allowable number of occupants indicated in Table 1012.3(1) for each occupancy does not exceed one. Where dwelling units are located on a story with other occupancies, the actual number of dwelling units divided by 4 plus the ratio from the other occupancy does not exceed one.

1021.2.2 Exits from specific space. Exits serving specific spaces or areas need not be accessed by the remainder of the story when all of the following are met:

1. The number of exits from the entire story complies with Section 1021.1;
2. The access to exits from each individual space in the story complies with Section 1015.1; and
3. All spaces within each portion of a story shall have access to the minimum number of approved independent exits, based on the occupant load of that portion of the story but not less than two exits.

[B] 1021.3 Vehicular ramps. Vehicular ramps shall not be considered as an exit access ramp unless pedestrian facilities are provided.

building with an exit passageway conforming to the requirements of Section 1023, except as permitted in Section 1027.1. An interior exit stairway or ramp shall not be used for any purpose other than as a means of egress.

[B] 1022.2 Construction. Enclosures for interior exit stairways and ramps shall be constructed as fire barriers in accordance with Section 707 of the *California Building Code* or horizontal assemblies constructed in accordance with Section 711 of the *California Building Code*, or both. Interior exit stairway and ramp enclosures shall have a fire-resistance rating of not less than 2 hours where connecting four stories or more and not less than 1 hour where connecting less than four stories. The number of stories connected by the interior exit stairways or ramps shall include any basements, but not any mezzanines. Interior exit stairways and ramps shall have a fire-resistance rating not less than the floor assembly penetrated, but need not exceed 2 hours.

Exceptions:

1. Interior exit stairways and ramps in Group I-3 occupancies in accordance with the provisions of Section 408.3.8 of the *California Building Code*.
2. Fixed guideway transit stations, constructed in accordance with Section 433 of the *California Building Code*.

[B] 1022.3 Termination. Interior exit stairways and ramps shall terminate at an exit discharge or a public way.

Exception: Interior exit stairways and ramps shall be permitted to terminate at an exit passageway complying with Section 1023, provided the exit passageway terminates at an exit discharge or a public way.

[B] 1022.3.1 Extension. Where interior exit stairways and ramps are extended to an exit discharge or a public way by an exit passageway, the interior exit stairway and ramp shall be separated from the exit passageway by a fire barrier constructed in accordance with Section 707 of the *California Building Code* or a horizontal assembly con-

**SECTION 1022
INTERIOR EXIT STAIRWAYS AND RAMPS**

[B] 1022.1 General. Interior exit stairways and interior exit ramps serving as an exit component in a means of egress system shall comply with the requirements of this section. Interior exit stairways and ramps shall lead directly to the exterior of the building or shall be extended to the exterior of the

**[B] TABLE 1021.2(2)
STORIES WITH ONE EXIT OR ACCESS TO ONE EXIT FOR OTHER OCCUPANCIES**

STORY	OCCUPANCY	MAXIMUM OCCUPANTS PER STORY	MAXIMUM EXIT ACCESS TRAVEL DISTANCE
First story above or below grade plane base-ment	A, B ^b , E, F ^b , M, U, S ^b	49 occupants	75 feet
	H-2, H-3	3 occupants	25 feet
	H-4, H-5, I, R-1, R-2 ^{a, c} , R-4	10 occupants	75 feet
	I-2, I-2.1	7 occupants	50 feet
	S	29 occupants	100 feet
Second story above grade plan	B, F, M, S	29 occupants	75 feet
Third story above grade plane and higher	NP	NA	NA

For SI: 1 foot = 304.8 mm.

NP – Not Permitted.

NA – Not Applicable.

a. Buildings classified as Group R-2 equipped throughout with an automatic sprinkler system in accordance with Section 903.3.1.1 or 903.3.1.2 and provided with emergency escape and rescue openings in accordance with Section 1029.

b. Group B, F and S occupancies in buildings equipped throughout with an automatic sprinkler system in accordance with Section 903.3.1.1 shall have a maximum travel distance of 100 feet.

c. This table is used for R-2 occupancies consisting of sleeping units. For R-2 occupancies consisting of dwelling units, use Table 1021.2(1).

structed in accordance with Section 711 of the *California Building Code*, or both. The fire-resistance rating shall be at least equal to that required for the interior exit stairway and ramp. A fire door assembly complying with Section 716.5 of the *California Building Code* shall be installed in the fire barrier to provide a means of egress from the interior exit stairway and ramp to the exit passageway. Openings in the fire barrier other than the fire door assembly are prohibited. Penetrations of the fire barrier are prohibited.

Exception: Penetrations of the fire barrier in accordance with Section 1022.5 shall be permitted.

[B] 1022.4 Openings. Interior exit stairway and ramp opening protectives shall be in accordance with the requirements of Section 716 of the *California Building Code*.

Openings in interior exit stairways and ramps other than unprotected exterior openings shall be limited to those necessary for exit access to the enclosure from normally occupied spaces and for egress from the enclosure.

Elevators shall not open into interior exit stairways and ramps.

[B] 1022.5 Penetrations. Penetrations into and openings through interior exit stairways and ramps are prohibited except for required exit doors, equipment and ductwork necessary for independent ventilation or pressurization, sprinkler piping, standpipes, electrical raceway for fire department communication systems and electrical raceway serving the interior exit stairway and ramp and terminating at a steel box not exceeding 16 square inches (0.010 m²). Such penetrations shall be protected in accordance with Section 714 of the *California Building Code*. There shall be no penetrations or communicating openings, whether protected or not, between adjacent interior exit stairways and ramps.

Exception: Membrane penetrations shall be permitted on the outside of the interior exit stairway and ramp. Such penetrations shall be protected in accordance with Section 714.3.2 of the *California Building Code*.

[B] 1022.6 Ventilation. Equipment and ductwork for interior exit stairway and ramp ventilation as permitted by Section 1022.5 shall comply with one of the following items:

1. Such equipment and ductwork shall be located exterior to the building and shall be directly connected to the interior exit stairway and ramp by ductwork enclosed in construction as required for shafts.
2. Where such equipment and ductwork is located within the interior exit stairway and ramp, the intake air shall be taken directly from the outdoors and the exhaust air shall be discharged directly to the outdoors, or such air shall be conveyed through ducts enclosed in construction as required for shafts.
3. Where located within the building, such equipment and ductwork shall be separated from the remainder of the building, including other mechanical equipment, with construction as required for shafts.

In each case, openings into the fire-resistance-rated construction shall be limited to those needed for maintenance and operation and shall be protected by opening protectives in

accordance with Section 716 of the *California Building Code* for shaft enclosures.

The interior exit stairway and ramp ventilation systems shall be independent of other building ventilation systems.

[B] 1022.7 Interior exit stairway and ramp exterior walls. Exterior walls of the interior exit stairway and ramp shall comply with the requirements of Section 705 of the *California Building Code* for exterior walls. Where nonrated walls or unprotected openings enclose the exterior of the stairway and the walls or openings are exposed by other parts of the building at an angle of less than 180 degrees (3.14 rad), the building exterior walls within 10 feet (3048 mm) horizontally of a nonrated wall or unprotected opening shall have a fire-resistance rating of not less than 1 hour. Openings within such exterior walls shall be protected by opening protectives having a fire protection rating of not less than ³/₄ hour. This construction shall extend vertically from the ground to a point 10 feet (3048 mm) above the topmost landing of the stairway or to the roof line, whichever is lower.

[B] 1022.8 Discharge identification. An interior exit stairway and ramp shall not continue below its level of exit discharge unless an approved barrier is provided at the level of exit discharge to prevent persons from unintentionally continuing into levels below. Directional exit signs shall be provided as specified in Section 1011.

[B] 1022.9 Stairway identification signs. A sign shall be provided at each floor landing in an interior exit stairway and ramp connecting more than three stories designating the floor level, the terminus of the top and bottom of the interior exit stairway and ramp and the identification of the stair or ramp. The signage shall also state the story of, and the direction to, the exit discharge and the availability of roof access from the interior exit stairway and ramp for the fire department. The sign shall be located 5 feet (1524 mm) above the floor landing in a position that is readily visible when the doors are in the open and closed positions.

In addition to the stairway identification sign, raised characters and braille floor identification signs that comply with Chapter 11B shall be located at the landing of each floor level, placed adjacent to the door on the latch side, in all enclosed stairways in buildings two or more stories in height to identify the floor level. At the exit discharge level, the sign shall include a raised five pointed star located to the left of the identifying floor level. The outside diameter of the star shall be the same as the height of the raised characters.

[B] 1022.9.1 Signage requirements. Stairway identification signs shall comply with all of the following requirements:

1. The signs shall be a minimum size of 18 inches (457 mm) by 12 inches (305 mm).
2. The letters designating the identification of the interior exit stairway and ramp shall be a minimum of 1½ inches (38 mm) in height.
3. The number designating the floor level shall be a minimum of 5 inches (127 mm) in height with ¼-inch (19 mm) strokes and located in the center of the sign. The mezzanine levels shall have the letter "M"

preceding the floor level. basement levels shall have the letter "B" preceding the floor number.

4. All other lettering and numbers shall be a minimum of 1 inch (25 mm) in height.
5. *The stairway's upper terminus, such as ROOF ACCESS or NO ROOF ACCESS, shall be placed under the stairway identification in 1-inch-high (25 mm) block lettering with 1/4-inch (6 mm) strokes.*
6. *The lower and upper terminus of the stairway shall be placed at the bottom of the sign in 1-inch-high (25 mm) block lettering with 1/4-inch (6 mm) strokes.*
7. Characters and their background shall have a non-glare finish. Characters shall contrast with their background, with either light characters on a dark background or dark characters on a light background.
8. When signs required by Section 1022.9 are installed in the interior exit stairways and ramps of buildings subject to Section 1024, the signs shall be made of the same materials as required by Section 1024.4.

[B] 1022.10 Smokeproof enclosures and pressurized stairways and ramps. Where required by Section 403.5.4 or 405.7.2 of the *California Building Code*, interior exit stairways and ramps shall be smokeproof enclosures in accordance with Section 909.20 of the *California Building Code*.

[B] 1022.10.1 Termination and extension. A smokeproof enclosure shall terminate at an exit discharge or a public way. The smokeproof enclosure shall be permitted to be extended by an exit passageway in accordance with Section 1022.3. The exit passageway shall be without openings other than the fire door assembly required by Section 1022.3.1 and those necessary for egress from the exit passageway. The exit passageway shall be separated from the remainder of the building by 2-hour fire barriers constructed in accordance with Section 707 of the *California Building Code* or horizontal assemblies constructed in accordance with Section 711 of the *California Building Code*, or both.

Exceptions:

1. Openings in the exit passageway serving a smokeproof enclosure are permitted where the exit passageway is protected and pressurized in the same manner as the smokeproof enclosure, and openings are protected as required for access from other floors.
2. The fire barrier separating the smokeproof enclosure from the exit passageway is not required, provided the exit passageway is protected and pressurized in the same manner as the smokeproof enclosure.
3. A smokeproof enclosure shall be permitted to egress through areas on the level of exit discharge or vestibules as permitted by Section 1027.

[B] 1022.10.2 Enclosure access. Access to the stairway within a smokeproof enclosure shall be by way of a vestibule or an open exterior balcony.

**SECTION 1023
EXIT PASSAGEWAYS**

[B] 1023.1 Exit passageway. Exit passageways serving as an exit component in a means of egress system shall comply with the requirements of this section. An exit passageway shall not be used for any purpose other than as a means of egress.

[B] 1023.2 Width. The minimum width of exit passageways shall be determined as specified in Section 1005.1 but such width shall not be less than 44 inches (1118 mm), except that exit passageways serving an occupant load of less than 50 shall not be less than 36 inches (914 mm) in width. The required width of exit passageways shall be unobstructed.

Exception: Encroachments complying with Section 1005.7.

The clear width of exit passageways in a Group I-2 occupancy used for the movement of beds and litters shall be 44 inches (1118 mm) minimum.

[B] 1023.3 Construction. Exit passageway enclosures shall have walls, floors and ceilings of not less than a 1-hour fire-resistance rating, and not less than that required for any connecting interior exit stairway or ramp. Exit passageways shall be constructed as fire barriers in accordance with Section 707 of the *California Building Code* or horizontal assemblies constructed in accordance with Section 711 of the *California Building Code*, or both.

[B] 1023.4 Termination. Exit passageways on the level of exit discharge shall terminate at an exit discharge. Exit passageways on other levels shall terminate at an exit.

[B] 1023.5 Openings and penetrations. Exit passageway opening protectives shall be in accordance with the requirements of Section 716 of the *California Building Code*.

Except as permitted in Section 402.8.7 of the *California Building Code*, openings in exit passageways other than exterior openings shall be limited to those necessary for exit access to the exit passageway from normally occupied spaces and for egress from the exit passageway.

Where an interior exit stairway or ramp is extended to an exit discharge or a public way by an exit passageway, the exit passageway shall also comply with Section 1022.3.1.

Elevators shall not open into an exit passageway.

[B] 1023.6 Penetrations. Penetrations into and openings through an exit passageway are prohibited except for required exit doors, equipment and ductwork necessary for independent pressurization, sprinkler piping, standpipes, electrical raceway for fire department communication and electrical raceway serving the exit passageway and terminating at a steel box not exceeding 16 square inches (0.010 m²). Such penetrations shall be protected in accordance with Section 714 of the *California Building Code*. There shall be no penetrations or communicating openings, whether protected or not, between adjacent exit passageways.

Exception: Membrane penetrations shall be permitted on the outside of the exit passageway. Such penetrations shall be protected in accordance with Section 714.3.2 of the *California Building Code*.

SECTION 1024 LUMINOUS EGRESS PATH MARKINGS

[B] 1024.1 General. Approved luminous egress path markings delineating the exit path shall be provided in high-rise buildings of Group A, B, E, I, M, and R-1 occupancies in accordance with Sections 1024.1 through 1024.5.

Exception: Luminous egress path markings shall not be required on the level of exit discharge in lobbies that serve as part of the exit path in accordance with Section 1027.1, Exception 1.

[B] 1024.2 Markings within exit components. Egress path markings shall be provided in interior exit stairways, interior exit ramps and exit passageways, in accordance with Sections 1024.2.1 through 1024.2.6.

[B] 1024.2.1 Steps. A solid and continuous stripe shall be applied to the horizontal leading edge of each step and shall extend for the full length of the step. Outlining stripes shall have a minimum horizontal width of 1 inch (25 mm) and a maximum width of 2 inches (51 mm). The leading edge of the stripe shall be placed at a maximum of 1/2 inch (13 mm) from the leading edge of the step and the stripe shall not overlap the leading edge of the step by not more than 1/2 inch (13 mm) down the vertical face of the step.

Exception: The minimum width of 1 inch (25 mm) shall not apply to outlining stripes listed in accordance with UL 1994.

[B] 1024.2.2 Landings. The leading edge of landings shall be marked with a stripe consistent with the dimensional requirements for steps.

[B] 1024.2.3 Handrails. All handrails and handrail extensions shall be marked with a solid and continuous stripe having a minimum width of 1 inch (25 mm). The stripe shall be placed on the top surface of the handrail for the entire length of the handrail, including extensions and newel post caps. Where handrails or handrail extensions bend or turn corners, the stripe shall not have a gap of more than 4 inches (102 mm).

Exception: The minimum width of 1 inch (25 mm) shall not apply to outlining stripes listed in accordance with UL 1994.

[B] 1024.2.4 Perimeter demarcation lines. Stair landings and other floor areas within interior exit stairways, interior exit ramps and exit passageways, with the exception of the sides of steps, shall be provided with solid and continuous demarcation lines on the floor or on the walls or a combination of both. The stripes shall be 1 to 2 inches (25 mm to 51 mm) wide with interruptions not exceeding 4 inches (102 mm).

Exception: The minimum width of 1 inch (25 mm) shall not apply to outlining stripes listed in accordance with UL 1994.

[B] 1024.2.4.1 Floor-mounted demarcation lines. Perimeter demarcation lines shall be placed within 4 inches (102 mm) of the wall and shall extend to within 2 inches (51 mm) of the markings on the leading edge

of landings. The demarcation lines shall continue across the floor in front of all doors.

Exception: Demarcation lines shall not extend in front of exit discharge doors that lead out of an exit and through which occupants must travel to complete the exit path.

[B] 1024.2.4.2 Wall-mounted demarcation lines. Perimeter demarcation lines shall be placed on the wall with the bottom edge of the stripe no more than 4 inches (102 mm) above the finished floor. At the top or bottom of the stairs, demarcation lines shall drop vertically to the floor within 2 inches (51 mm) of the step or landing edge. Demarcation lines on walls shall transition vertically to the floor and then extend across the floor where a line on the floor is the only practical method of outlining the path. Where the wall line is broken by a door, demarcation lines on walls shall continue across the face of the door or transition to the floor and extend across the floor in front of such door.

Exception: Demarcation lines shall not extend in front of exit discharge doors that lead out of an exit and through which occupants must travel to complete the exit path.

[B] 1024.2.4.3 Transition. Where a wall-mounted demarcation line transitions to a floor-mounted demarcation line, or vice-versa, the wall-mounted demarcation line shall drop vertically to the floor to meet a complimentary extension of the floor-mounted demarcation line, thus forming a continuous marking.

[B] 1024.2.5 Obstacles. Obstacles at or below 6 feet 6 inches (1981 mm) in height and projecting more than 4 inches (102 mm) into the egress path shall be outlined with markings no less than 1 inch (25 mm) in width comprised of a pattern of alternating equal bands, of luminescent luminous material and black, with the alternating bands no more than 2 inches (51 mm) thick and angled at 45 degrees. Obstacles shall include, but are not limited to, standpipes, hose cabinets, wall projections, and restricted height areas. However, such markings shall not conceal any required information or indicators including but not limited to instructions to occupants for the use of standpipes.

[B] 1024.2.6 Doors within the exit path. Doors through which occupants must pass in order to complete the exit path shall be provided with markings complying with Sections 1024.2.6.1 through 1024.2.6.3.

[B] 1024.2.6.1 Emergency exit symbol. The doors shall be identified by a low-location luminous emergency exit symbol complying with NFPA 170. The exit symbol shall be a minimum of 4 inches (102 mm) in height and shall be mounted on the door, centered horizontally, with the top of the symbol no higher than 18 inches (457 mm) above the finished floor.

[B] 1024.2.6.2 Door hardware markings. Door hardware shall be marked with no less than 16 square inches (406 mm²) of luminous material. This marking shall be located behind, immediately adjacent to, or on the door

handle or escutcheon. Where a panic bar is installed, such material shall be no less than 1 inch (25 mm) wide for the entire length of the actuating bar or touchpad.

[B] 1024.2.6.3 Door frame markings. The top and sides of the door frame shall be marked with a solid and continuous 1-inch- to 2-inch-wide (25 mm to 51 mm) stripe. Where the door molding does not provide sufficient flat surface on which to locate the stripe, the stripe shall be permitted to be located on the wall surrounding the frame.

[B] 1024.3 Uniformity. Placement and dimensions of markings shall be consistent and uniform throughout the same enclosure.

[B] 1024.4 Self-luminous and photoluminescent. Luminous egress path markings shall be permitted to be made of any material, including paint, provided that an electrical charge is not required to maintain the required luminance. Such materials shall include, but not be limited to, self-luminous materials and photoluminescent materials. Materials shall comply with either:

1. UL 1994; or
2. ASTM E 2072, except that the charging source shall be 1 footcandle (11 lux) of fluorescent illumination for 60 minutes, and the minimum luminance shall be 30 milicandelas per square meter at 10 minutes and 5 milicandelas per square meter after 90 minutes.

[B] 1024.5 Illumination. Where photoluminescent exit path markings are installed, they shall be provided with the minimum means of egress illumination required by Section 1006 for at least 60 minutes prior to periods when the building is occupied.

SECTION 1025 HORIZONTAL EXITS

[B] 1025.1 Horizontal exits. Horizontal exits serving as an exit in a means of egress system shall comply with the requirements of this section. A horizontal exit shall not serve as the only exit from a portion of a building, and where two or more exits are required, not more than one-half of the total number of exits or total exit width shall be horizontal exits.

Exceptions:

1. Horizontal exits are permitted to comprise two-thirds of the required exits from any building or floor area for occupancies in Group I-2.
2. Horizontal exits are permitted to comprise 100 percent of the exits required for occupancies in Group I-3. At least 6 square feet (0.6 m²) of accessible space per occupant shall be provided on each side of the horizontal exit for the total number of people in adjoining compartments.

[B] 1025.2 Separation. The separation between buildings or refuge areas connected by a horizontal exit shall be provided by a fire wall complying with Section 706 of the *California Building Code*; or it shall be provided by a fire barrier complying with Section 707 of the *California Building Code* or a horizontal assembly complying with Section 711 of the *California Building Code*, or both. The minimum fire-resistance rating of the separation shall be 2 hours. Opening protectives in horizontal exits shall also comply with Section 716 of the *California Building Code*. Duct and air transfer openings in a fire wall or fire barrier that serves as a horizontal exit shall also comply with Section 717 of the *California Building Code*. The horizontal exit separation shall extend vertically through all levels of the building unless floor assemblies have a fire-resistance rating of not less than 2 hours with no unprotected openings.

Exception: A fire-resistance rating is not required at horizontal exits between a building area and an above-grade pedestrian walkway constructed in accordance with Section 3104 of the *California Building Code*, provided that the distance between connected buildings is more than 20 feet (6096 mm).

Horizontal exits constructed as fire barriers shall be continuous from exterior wall to exterior wall so as to divide completely the floor served by the horizontal exit.

[B] 1025.3 Opening protectives. Fire doors in horizontal exits shall be self-closing or automatic-closing when activated by a smoke detector in accordance with Section 716.5.9.3 of the *California Building Code*. Doors, where located in a cross-corridor condition, shall be automatic-closing by activation of a smoke detector installed in accordance with Section 716.5.9.3 of the *California Building Code*.

[B] 1025.4 Capacity of refuge area. The refuge area of a horizontal exit shall be a space occupied by the same tenant or a public area and each such refuge area shall be adequate to accommodate the original occupant load of the refuge area plus the occupant load anticipated from the adjoining compartment. The anticipated occupant load from the adjoining compartment shall be based on the capacity of the horizontal exit doors entering the refuge area. The capacity of the refuge area shall be computed based on a net floor area allowance of 3 square feet (0.2787 m²) for each occupant to be accommodated therein.

Exception: The net floor area allowable per occupant shall be as follows for the indicated occupancies:

1. Six square feet (0.6 m²) per occupant for occupancies in Group I-3.
2. Fifteen square feet (1.4 m²) per occupant for ambulatory occupancies in Group I-2.
3. Thirty square feet (2.8 m²) per occupant for nonambulatory occupancies in Group I-2.

The refuge area into which a horizontal exit leads shall be provided with exits adequate to meet the occupant requirements of this chapter, but not including the added occupant load imposed by persons entering it through horizontal exits from other areas. *In other than Group I-3 occupancies, at least one refuge area exit shall lead directly to the exterior or to an interior exit stairway or ramp.*

Exception: The adjoining compartment shall not be required to have a stairway or door leading directly outside, provided the refuge area into which a horizontal exit leads has stairways or doors leading directly outside and are so arranged that egress shall not require the occupants

to return through the compartment from which egress originates.

SECTION 1026 EXTERIOR EXIT STAIRWAYS AND RAMPS

[B] 1026.1 Exterior exit stairways and ramps. Exterior exit stairways and ramps serving as an element of a required means of egress shall comply with this section.

[B] 1026.2 Use in a means of egress. Exterior exit stairways shall not be used as an element of a required means of egress for Group I-2 occupancies. For occupancies in other than Group I-2, exterior exit stairways and ramps shall be permitted as an element of a required means of egress for buildings not exceeding six stories above grade plane or which are not high-rise buildings.

[B] 1026.3 Open side. Exterior exit stairways and ramps serving as an element of a required means of egress shall be open on at least one side. An open side shall have a minimum of 35 square feet (3.3 m²) of aggregate open area adjacent to each floor level and the level of each intermediate landing. The required open area shall be located not less than 42 inches (1067 mm) above the adjacent floor or landing level.

[B] 1026.4 Side yards. The open areas adjoining exterior exit stairways or ramps shall be either yards, courts or public ways; the remaining sides are permitted to be enclosed by the exterior walls of the building.

[B] 1026.5 Location. Exterior exit stairways and ramps shall have a minimum fire separation distance of 10 feet (3048 mm) measured from the exterior edge of the stairway or ramp, including landings, to adjacent lot lines and from other buildings on the same lot unless the adjacent building exterior walls and openings are protected in accordance with Section 705 of the *California Building Code* based on fire separation distance.

[B] 1026.6 Exterior stairway and ramp protection. Exterior exit stairways and ramps shall be separated from the interior of the building as required in Section 1022.7. Openings shall be limited to those necessary for egress from normally occupied spaces.

Exceptions:

1. Separation from the interior of the building is not required for occupancies, other than those in Group R-1 or R-2, in buildings that are no more than two stories above grade plane where a level of exit discharge serving such occupancies is the first story above grade plane.
2. Separation from the interior of the building is not required where the exterior stairway or ramp is served by an exterior ramp or balcony that connects two remote exterior stairways or other approved exits with a perimeter that is not less than 50 percent open. To be considered open, the opening shall be a minimum of 50 percent of the height of the enclosing wall, with the top of the openings no less than 7 feet (2134 mm) above the top of the balcony.

3. Separation from the interior of the building is not required for an exterior stairway or ramp located in a building or structure that is permitted to have unenclosed exit access stairways in accordance with Section 1009.3.

4. Separation from the interior of the building is not required for exterior stairways or ramps connected to open-ended corridors, provided that Items 4.1 through 4.5 are met:

4.1. The building, including corridors, stairways or ramps, shall be equipped throughout with an automatic sprinkler system in accordance with Section 903.3.1.1 or 903.3.1.2.

4.2. The open-ended corridors comply with Section 1018.

4.3. The open-ended corridors are connected on each end to an exterior exit ramp or stairway complying with Section 1026.

4.4. The exterior walls and openings adjacent to the exterior exit stairway or ramp comply with Section 1022.7.

4.5. At any location in an open-ended corridor where a change of direction exceeding 45 degrees (0.79 rad) occurs, a clear opening of not less than 35 square feet (3.3 m²) or an exterior stairway or ramp shall be provided. Where clear openings are provided, they shall be located so as to minimize the accumulation of smoke or toxic gases.

SECTION 1027 EXIT DISCHARGE

[B] 1027.1 General. Exits shall discharge directly to the exterior of the building. The exit discharge shall be at grade or shall provide a *direct path of egress travel* to grade. The exit discharge shall not reenter a building. The combined use of Exceptions 1 and 2 shall not exceed 50 percent of the number and capacity of the required exits.

Exceptions:

1. A maximum of 50 percent of the number and capacity of interior exit stairways and ramps is permitted to egress through areas on the level of exit discharge provided all of the following are met:
 - 1.1. Such enclosures egress to a free and unobstructed path of travel to an exterior exit door and such exit is readily visible and identifiable from the point of termination of the enclosure.
 - 1.2. The entire area of the level of exit discharge is separated from areas below by construction conforming to the fire-resistance rating for the enclosure.
 - 1.3. The egress path from the interior exit stairway and ramp on the level of exit discharge is protected throughout by an approved auto-

matic sprinkler system. All portions of the level of exit discharge with access to the egress path shall either be protected throughout with an automatic sprinkler system installed in accordance with Section 903.3.1.1 or 903.3.1.2, or separated from the egress path in accordance with the requirements for the enclosure of interior exit stairways or ramps.

2. A maximum of 50 percent of the number and capacity of the interior exit stairways and ramps is permitted to egress through a vestibule provided all of the following are met:
 - 2.1. The entire area of the vestibule is separated from areas below by construction conforming to the fire-resistance rating for the enclosure.
 - 2.2. The depth from the exterior of the building is not greater than 10 feet (3048 mm) and the length is not greater than 30 feet (9144 mm).
 - 2.3. The area is separated from the remainder of the level of exit discharge by construction providing protection at least the equivalent of approved wired glass in steel frames.
 - 2.4. The area is used only for means of egress and exits directly to the outside.
3. Horizontal exits complying with Section 1025 shall not be required to discharge directly to the exterior of the building.

[B] 1027.2 Exit discharge capacity. The capacity of the exit discharge shall be not less than the required discharge capacity of the exits being served.

[B] 1027.3 Exit discharge components. Exit discharge components shall be sufficiently open to the exterior so as to minimize the accumulation of smoke and toxic gases.

[B] 1027.4 Egress courts. Egress courts serving as a portion of the exit discharge in the means of egress system shall comply with the requirements of Section 1027.

[B] 1027.4.1 Width. The minimum width of egress courts shall be determined as specified in Section 1005.1, but such width shall not be less than 44 inches (1118 mm), except as specified herein. Egress courts serving Group R-3 and U occupancies shall not be less than 36 inches (914 mm) in width. The required width of egress courts shall be unobstructed to a height of 7 feet (2134 mm).

Exception: Encroachments complying with Section 1005.7.

Where an egress court exceeds the minimum required width and the width of such egress court is then reduced along the path of exit travel, the reduction in width shall be gradual. The transition in width shall be affected by a guard not less than 36 inches (914 mm) in height and shall not create an angle of more than 30 degrees (0.52 rad) with respect to the axis of the egress court along the path of egress travel. In no case shall the width of the egress court be less than the required minimum.

1027.4.2 Construction and openings. Where an egress court serving a building or portion thereof is less than 10 feet (3048 mm) in width, the egress court walls shall have not less than 1-hour fire-resistance-rated construction for a distance of 10 feet (3048 mm) above the floor of the court. Openings within such walls shall be protected by opening protectives having a fire protection rating of not less than $\frac{3}{4}$ hour.

Exceptions:

1. Egress courts serving an occupant load of less than 10.
2. Egress courts serving Group R-3.

[B] 1027.5 Access to a public way. The exit discharge shall provide a direct and unobstructed access to a public way.

Exception: Where access to a public way cannot be provided, a safe dispersal area shall be provided where all of the following are met:

1. The area shall be of a size to accommodate at least 5 square feet (0.46 m²) for each person.
2. *For other than Group E buildings the area shall be located on the same lot at least 50 feet (15 240 mm) away from the building requiring egress. For Group E buildings, the area shall be located on the same lot at least 50 feet (15 240 mm) away from any building.*
3. The area shall be permanently maintained and identified as a safe dispersal area.
4. The area shall be provided with a safe and unobstructed path of travel from the building.

**SECTION 1028
ASSEMBLY**

[B] 1028.1 General. A room or space used for assembly purposes which contains seats, tables, displays, equipment or other material shall comply with this section.

Exception: *Group A occupancies within Group I-3 facilities are exempt from egress requirements of Section 1028.*

[B] 1028.1.1 Bleachers. Bleachers, grandstands and folding and telescopic seating, that are not building elements, shall comply with ICC 300.

[B] 1028.1.1.1 Spaces under grandstands and bleachers. When spaces under grandstands or bleachers are used for purposes other than ticket booths less than 100 square feet (9.29 m²) and toilet rooms, such spaces shall be separated by fire barriers complying with Section 707 of the *California Building Code* and horizontal assemblies complying with Section 711 of the *California Building Code* with not less than 1-hour fire-resistance-rated construction.

[B] 1028.2 Assembly main exit. In a building, room or space used for assembly purposes that has an occupant load of greater than 300 and is provided with a main exit, the main exit shall be of sufficient width to accommodate not less than one-half of the occupant load, but such width shall not be less than the total required width of all means of egress leading to

the exit. Where the building is classified as a Group A occupancy, the main exit shall front on at least one street or an unoccupied space of not less than 20 feet (6096 mm) in width that adjoins a street or public way. In a building, room or space used for assembly purposes where there is no well-defined main exit or where multiple main exits are provided, exits shall be permitted to be distributed around the perimeter of the building provided that the total width of egress is not less than 100 percent of the required width *and at least one exit shall discharge on a street or an unoccupied space of not less than 20 feet (6096 mm) in width that adjoins a street or publicway. Smoke-protected seating shall comply with Section 1028.6.2.*

[B] 1028.3 Assembly other exits. In addition to having access to a main exit, each level in a building used for assembly purposes having an occupant load greater than 300 and provided with a main exit, shall be provided with additional means of egress that shall provide an egress capacity for at least one-half of the total occupant load served by that level and shall comply with Section 1015.2. *At least one-half of the additional means of egress required by this section shall be directly to an exit, or through a lobby, that is not used to access the main exit, to an exit, or to a 1-hour rated corridor to an exit.* In a building used for assembly purposes where there is no well-defined main exit or where multiple main exits are provided, exits for each level shall be permitted to be distributed around the perimeter of the building, provided that the total width of egress is not less than 100 percent of the required width *and at least one exit shall discharge on a street or an unoccupied space of not less than 20 feet (6096 mm) in width that adjoins a street or publicway. Smoke-protected seating shall comply with Section 1028.6.2.*

1028.3.1 Occupant loads 300 or less. *Group A occupancies or assembly occupancies accessory to Group E occupancies that have an occupant load of 100 or more and 300 or less, shall have at least one of the required means of egress directly to an exit, or through a lobby, that is not used to access the other required exit, to an exit, or to a 1-hour rated corridor to an exit or continuous through a 1-hour rated lobby to an exit. At least one exit shall discharge on a street or an unoccupied space of not less than 20 feet (6096 mm) in width that adjoins a street or public way.*

[B] 1028.4 Foyers and lobbies. In Group A-1 occupancies, where persons are admitted to the building at times when seats are not available, such persons shall be allowed to wait in a lobby or similar space, provided such lobby or similar space shall not encroach upon the required clear width of the means of egress. Such foyer, if not directly connected to a public street by all the main entrances or exits, shall have a straight and unobstructed corridor or path of travel to every such main entrance or exit.

[B] 1028.5 Interior balcony and gallery means of egress. For balconies, galleries or press boxes having a seating capacity of 50 or more located in a building, room or space used for assembly purposes, at least two means of egress shall be provided, with one from each side of every balcony, gallery or press box and at least one leading directly to an exit.

[B] 1028.6 Width of means of egress for assembly. The clear width of aisles and other means of egress shall comply with Section 1028.6.1 where smoke-protected seating is not provided and with Section 1028.6.2 or 1028.6.3 where smoke-protected seating is provided. The clear width shall be measured to walls, edges of seating and tread edges except for permitted projections.

[B] 1028.6.1 Without smoke protection. The clear width of the means of egress shall provide sufficient capacity in accordance with all of the following, as applicable:

1. At least 0.3 inch (7.6 mm) of width for each occupant served shall be provided on stairs having riser heights 7 inches (178 mm) or less and tread depths 11 inches (279 mm) or greater, measured horizontally between tread nosings.
2. At least 0.005 inch (0.127 mm) of additional stair width for each occupant shall be provided for each 0.10 inch (2.5 mm) of riser height above 7 inches (178 mm).
3. Where egress requires stair descent, at least 0.075 inch (1.9 mm) of additional width for each occupant shall be provided on those portions of stair width having no handrail within a horizontal distance of 30 inches (762 mm).
4. Ramped means of egress, where slopes are steeper than one unit vertical in 12 units horizontal (8-percent slope), shall have at least 0.22 inch (5.6 mm) of clear width for each occupant served. Level or ramped means of egress, where slopes are not steeper than one unit vertical in 12 units horizontal (8-percent slope), shall have at least 0.20 inch (5.1 mm) of clear width for each occupant served.

[B] 1028.6.2 Smoke-protected seating. The clear width of the means of egress for smoke-protected assembly seating shall not be less than the occupant load served by the egress element multiplied by the appropriate factor in Table 1028.6.2. The total number of seats specified shall be those within the space exposed to the same smoke-protected environment. Interpolation is permitted between the specific values shown. A life safety evaluation, complying with NFPA 101, shall be done for a facility utilizing the reduced width requirements of Table 1028.6.2 for smoke-protected assembly seating.

Exception: For an outdoor smoke-protected assembly seating with an occupant load not greater than 18,000, the clear width shall be determined using the factors in Section 1028.6.3.

[B] 1028.6.2.1 Smoke control. Means of egress serving a smoke-protected assembly seating area shall be provided with a smoke control system complying with Section 909 or natural ventilation designed to maintain the smoke level at least 6 feet (1829 mm) above the floor of the means of egress.

[B] 1028.6.2.2 Roof height. A smoke-protected assembly seating area with a roof shall have the lowest portion of the roof deck not less than 15 feet (4572 mm) above the highest aisle or aisle accessway.

[B] TABLE 1028.6.2
WIDTH OF AISLES FOR SMOKE-PROTECTED ASSEMBLY

TOTAL NUMBER OF SEATS IN THE SMOKE-PROTECTED ASSEMBLY SEATING	INCHES OF CLEAR WIDTH PER SEAT SERVED			
	Stairs and aisle steps with handrails within 30 inches	Stairs and aisle steps without handrails within 30 inches	Passageways, doorways and ramps not steeper than 1 in 10 in slope	Ramps steeper than 1 in 10 in slope
Equal to or less than 5,000	0.200	0.250	0.150	0.165
10,000	0.130	0.163	0.100	0.110
15,000	0.096	0.120	0.070	0.077
20,000	0.076	0.095	0.056	0.062
Equal to or greater than 25,000	0.060	0.075	0.044	0.048

For SI: 1 inch = 25.4 mm.

Exception: A roof canopy in an outdoor stadium shall be permitted to be less than 15 feet (4572 mm) above the highest aisle or aisle accessway provided that there are no objects less than 80 inches (2032 mm) above the highest aisle or aisle accessway.

[B] 1028.6.2.3 **Automatic sprinklers.** Enclosed areas with walls and ceilings in buildings or structures containing smoke-protected assembly seating shall be protected with an approved automatic sprinkler system in accordance with Section 903.3.1.1.

Exceptions:

1. The floor area used for contests, performances or entertainment provided the roof construction is more than 50 feet (15 240 mm) above the floor level and the use is restricted to low fire hazard uses.
2. Press boxes and storage facilities less than 1,000 square feet (93 m²) in area.
3. Outdoor seating facilities where seating and the means of egress in the seating area are essentially open to the outside.

[B] 1028.6.3 **Width of means of egress for outdoor smoke-protected assembly seating.** The clear width in inches (mm) of aisles and other means of egress shall be not less than the total occupant load served by the egress element multiplied by 0.08 (2.0 mm) where egress is by aisles and stairs and multiplied by 0.06 (1.52 mm) where egress is by ramps, corridors, tunnels or vomitories.

Exception: The clear width in inches (mm) of aisles and other means of egress shall be permitted to comply with Section 1028.6.2 for the number of seats in the outdoor smoke-protected assembly seating where Section 1028.6.2 permits less width.

1028.6.4 **Public address system.** See Section 907.2.1.2.

[B] 1028.7 **Travel distance.** Exits and aisles shall be so located that the travel distance to an exit door shall not be greater than 200 feet (60 960 mm) measured along the line of travel in nonsprinklered buildings. Travel distance shall not be more than 250 feet (76 200 mm) in sprinklered buildings. Where aisles are provided for seating, the distance shall be measured along the aisles and aisle accessway without travel over or on the seats.

Exceptions:

1. Smoke-protected assembly seating: The travel distance from each seat to the nearest entrance to a vomitory or concourse shall not exceed 200 feet (60 960 mm). The travel distance from the entrance to the vomitory or concourse to a stair, ramp or walk on the exterior of the building shall not exceed 200 feet (60 960 mm).
2. Open-air seating: The travel distance from each seat to the building exterior shall not exceed 400 feet (122 m). The travel distance shall not be limited in facilities of Type I or II construction.

[B] 1028.8 **Common path of egress travel.** The common path of egress travel shall not exceed 30 feet (9144 mm) from any seat to a point where an occupant has a choice of two paths of egress travel to two exits.

Exceptions:

1. For areas serving less than 50 occupants, the common path of egress travel shall not exceed 75 feet (22 860 mm).
2. For smoke-protected assembly seating, the common path of egress travel shall not exceed 50 feet (15 240 mm).

[B] 1028.8.1 **Path through adjacent row.** Where one of the two paths of travel is across the aisle through a row of seats to another aisle, there shall be not more than 24 seats between the two aisles, and the minimum clear width between rows for the row between the two aisles shall be 12 inches (305 mm) plus 0.6 inch (15.2 mm) for each additional seat above seven in the row between aisles.

Exception: For smoke-protected assembly seating there shall not be more than 40 seats between the two aisles and the minimum clear width shall be 12 inches (305 mm) plus 0.3 inch (7.6 mm) for each additional seat.

[B] 1028.9 **Assembly aisles are required.** Every occupied portion of any building, room or space used for assembly purposes that contains seats, tables, displays, similar fixtures or equipment shall be provided with aisles leading to exits or exit access doorways in accordance with this section. Aisle accessways for tables and seating shall comply with Section 1028.10.1.

[B] 1028.9.1 Minimum aisle width. The minimum clear width for aisles shall be as shown:

1. Forty-eight inches (1219 mm) for aisle stairs having seating on each side.

Exception: Thirty-six inches (914 mm) where the aisle serves less than 50 seats.

2. Thirty-six inches (914 mm) for aisle stairs having seating on only one side.

Exception: Twenty-three inches (584 mm) between an aisle stair handrail and seating where an aisle does not serve more than five rows on one side.

3. Twenty-three inches (584 mm) between an aisle stair handrail or guard and seating where the aisle is subdivided by a handrail.
4. Forty-two inches (1067 mm) for level or ramped aisles having seating on both sides.

Exceptions:

1. Thirty-six inches (914 mm) where the aisle serves less than 50 seats.
2. Thirty inches (762 mm) where the aisle does not serve more than 14 seats.
5. Thirty-six inches (914 mm) for level or ramped aisles having seating on only one side.

Exception: Thirty inches (762 mm) where the aisle does not serve more than 14 seats.

6. *Libraries with open book stacks shall have main aisles not less than 44 inches (1118 mm) in width, and side, range and end aisles not less than 36 inches (914 mm) in width.*

[B] 1028.9.2 Aisle width. The aisle width shall provide sufficient egress capacity for the number of persons accommodated by the catchment area served by the aisle. The catchment area served by an aisle is that portion of the total space that is served by that section of the aisle. In establishing catchment areas, the assumption shall be made that there is a balanced use of all means of egress, with the number of persons in proportion to egress capacity.

[B] 1028.9.3 Converging aisles. Where aisles converge to form a single path of egress travel, the required egress capacity of that path shall not be less than the combined required capacity of the converging aisles.

[B] 1028.9.4 Uniform width. Those portions of aisles, where egress is possible in either of two directions, shall be uniform in required width.

[B] 1028.9.5 Assembly aisle termination. Each end of an aisle shall terminate at cross aisle, foyer, doorway, vomitory or concourse having access to an exit.

Exceptions:

1. Dead-end aisles shall not be greater than 20 feet (6096 mm) in length.
2. Dead-end aisles longer than 20 feet (6096 mm) are permitted where seats beyond the 20-foot

(6096 mm) dead-end aisle are no more than 24 seats from another aisle, measured along a row of seats having a minimum clear width of 12 inches (305 mm) plus 0.6 inch (15.2 mm) for each additional seat above seven in the row.

3. For smoke-protected assembly seating, the dead-end aisle length of vertical aisles shall not exceed a distance of 21 rows.

4. For smoke-protected assembly seating, a longer dead-end aisle is permitted where seats beyond the 21-row dead-end aisle are not more than 40 seats from another aisle, measured along a row of seats having an aisle accessway with a minimum clear width of 12 inches (305 mm) plus 0.3 inch (7.6 mm) for each additional seat above seven in the row.

[B] 1028.9.6 Assembly aisle obstructions. There shall be no obstructions in the required width of aisles except for handrails as provided in Section 1028.13.

[B] 1028.10 Aisle accessways. Aisle accessways for seating at tables shall comply with Section 1028.10.1. Aisle accessways for seating in rows shall comply with Section 1028.10.2.

[B] 1028.10.1 Seating at tables. Where seating is located at a table or counter and is adjacent to an aisle or aisle accessway, the measurement of required clear width of the aisle or aisle accessway shall be made to a line 19 inches (483 mm) away from and parallel to the edge of the table or counter. The 19-inch (483 mm) distance shall be measured perpendicular to the side of the table or counter. In the case of other side boundaries for aisle or aisle accessways, the clear width shall be measured to walls, edges of seating and tread edges, except that handrail projections are permitted.

Exception: Where tables or counters are served by fixed seats, the width of the aisle accessway shall be measured from the back of the seat.

[B] 1028.10.1.1 Aisle accessway width for seating at tables. Aisle accessways serving arrangements of seating at tables or counters shall have sufficient clear width to conform to the capacity requirements of Section 1005.1 but shall not have less than a minimum of 12 inches (305 mm) of width plus $\frac{1}{2}$ inch (12.7 mm) of width for each additional 1 foot (305 mm), or fraction thereof, beyond 12 feet (3658 mm) of aisle accessway length measured from the center of the seat farthest from an aisle.

Exception: Portions of an aisle accessway having a length not exceeding 6 feet (1829 mm) and used by a total of not more than four persons.

[B] 1028.10.1.2 Seating at table aisle accessway length. The length of travel along the aisle accessway shall not exceed 30 feet (9144 mm) from any seat to the point where a person has a choice of two or more paths of egress travel to separate exits.

[B] 1028.10.2 Clear width of aisle accessways serving seating in rows. Where seating rows have 14 or fewer

seats, the minimum clear aisle accessway width shall not be less than 12 inches (305 mm) measured as the clear horizontal distance from the back of the row ahead and the nearest projection of the row behind. Where chairs have automatic or self-rising seats, the measurement shall be made with seats in the raised position. Where any chair in the row does not have an automatic or self-rising seat, the measurements shall be made with the seat in the down position. For seats with folding tablet arms, row spacing shall be determined with the tablet arm in the used position.

Exception: For seats with folding tablet arms, row spacing is permitted to be determined with the tablet arm in the stored position where the tablet arm when raised manually to vertical position in one motion automatically returns to the stored position by force of gravity.

[B] 1028.10.2.1 Dual access. For rows of seating served by aisles or doorways at both ends, there shall not be more than 100 seats per row. The minimum clear width of 12 inches (305 mm) between rows shall be increased by 0.3 inch (7.6 mm) for every additional seat beyond 14 seats, but the minimum clear width is not required to exceed 22 inches (559 mm).

Exception: For smoke-protected assembly seating, the row length limits for a 12-inch-wide (305 mm) aisle accessway, beyond which the aisle accessway minimum clear width shall be increased, are in Table 1028.10.2.1.

**[B] TABLE 1028.10.2.1
SMOKE-PROTECTED ASSEMBLY AISLE ACCESSWAYS**

TOTAL NUMBER OF SEATS IN THE SMOKE-PROTECTED ASSEMBLY SEATING	MAXIMUM NUMBER OF SEATS PER ROW PERMITTED TO HAVE A MINIMUM 12-INCH CLEAR WIDTH AISLE ACCESSWAY	
	Aisle or doorway at both ends of row	Aisle or doorway at one end of row only
Less than 4,000	14	7
4,000	15	7
7,000	16	8
10,000	17	8
13,000	18	9
16,000	19	9
19,000	20	10
22,000 and greater	21	11

For SI: 1 inch = 25.4 mm.

[B] 1028.10.2.2 Single access. For rows of seating served by an aisle or doorway at only one end of the row, the minimum clear width of 12 inches (305 mm) between rows shall be increased by 0.6 inch (15.2 mm) for every additional seat beyond seven seats, but the minimum clear width is not required to exceed 22 inches (559 mm).

Exception: For smoke-protected assembly seating, the row length limits for a 12-inch wide (305 mm) aisle accessway, beyond which the aisle accessway

minimum clear width shall be increased, are in Table 1028.10.2.1.

[B] 1028.11 Assembly aisle walking surfaces. Aisles with a slope not exceeding one unit vertical in eight units horizontal (12.5-percent slope) shall consist of a ramp having a slip-resistant walking surface. Aisles with a slope exceeding one unit vertical in eight units horizontal (12.5-percent slope) shall consist of a series of risers and treads that extends across the full width of aisles and complies with Sections 1028.11.1 through 1028.11.3.

[B] 1028.11.1 Treads. Tread depths shall be a minimum of 11 inches (279 mm) and shall have dimensional uniformity.

Exception: The tolerance between adjacent treads shall not exceed $\frac{3}{16}$ inch (4.8 mm).

[B] 1028.11.2 Risers. Where the gradient of aisle stairs is to be the same as the gradient of adjoining seating areas, the riser height shall not be less than 4 inches (102 mm) nor more than 8 inches (203 mm) and shall be uniform within each flight.

Exceptions:

1. Riser height nonuniformity shall be limited to the extent necessitated by changes in the gradient of the adjoining seating area to maintain adequate sightlines. Where nonuniformities exceed $\frac{3}{16}$ inch (4.8 mm) between adjacent risers, the exact location of such nonuniformities shall be indicated with a distinctive marking stripe on each tread at the nosing or leading edge adjacent to the nonuniform risers. Such stripe shall be a minimum of 1 inch (25 mm), and a maximum of 2 inches (51 mm), wide. The edge marking stripe shall be distinctively different from the contrasting marking stripe.
2. Riser heights not exceeding 9 inches (229 mm) shall be permitted where they are necessitated by the slope of the adjacent seating areas to maintain sightlines.

[B] 1028.11.3 Tread contrasting marking stripe. A contrasting marking stripe shall be provided on each tread at the nosing or leading edge such that the location of each tread is readily apparent when viewed in descent. Such stripe shall be a minimum of 1 inch (25 mm), and a maximum of 2 inches (51 mm), wide.

Exception: The contrasting marking stripe is permitted to be omitted where tread surfaces are such that the location of each tread is readily apparent when viewed in descent.

[B] 1028.12 Seat stability. In a building, room or space used for assembly purposes, the seats shall be securely fastened to the floor.

Exceptions:

1. In a building, room or space used for assembly purposes or portions thereof without ramped or tiered floors for seating and with 200 or fewer seats, the seats shall not be required to be fastened to the floor.

2. In a building, room or space used for assembly purposes or portions thereof with seating at tables and without ramped or tiered floors for seating, the seats shall not be required to be fastened to the floor.
3. In a building, room or space used for assembly purposes or portions thereof without ramped or tiered floors for seating and with greater than 200 seats, the seats shall be fastened together in groups of not less than three or the seats shall be securely fastened to the floor.
4. In a building, room or space used for assembly purposes where flexibility of the seating arrangement is an integral part of the design and function of the space and seating is on tiered levels, a maximum of 200 seats shall not be required to be fastened to the floor. Plans showing seating, tiers and aisles shall be submitted for approval.
5. Groups of seats within a building, room or space used for assembly purposes separated from other seating by railings, guards, partial height walls or similar barriers with level floors and having no more than 14 seats per group shall not be required to be fastened to the floor.
6. Seats intended for musicians or other performers and separated by railings, guards, partial height walls or similar barriers shall not be required to be fastened to the floor.

[California Code of Regulations, Title 19, Division 1, §3.06(a)] Bonding of Chairs and Spacing of Tables.

(a) Bonding of chairs. In every Group A and Group E occupancy, all loose seats, folding chairs or similar seating facilities that are not fixed to the floor shall be bonded together in groups of not less than three.

Exceptions:

- (1) *When not more than 200 such seats, chairs or facilities are provided, bonding thereof may be deleted.*
- (2) *The bonding of chairs shall not be required when tables are provided as when the occupancy is used for dining or similar purposes.*
- (3) *Upon approval of the enforcing agency, the bonding of chairs shall not be required when the placement and location of such chairs do not obstruct any required exit or any line of egress toward required exits and do not constitute a fire hazard as defined in California Code of Regulations, Title 19, Division 1, Section 3.14.*

[B] 1028.13 Handrails. Ramped aisles having a slope exceeding one unit vertical in 15 units horizontal (6.7-percent slope) and aisle stairs shall be provided with handrails in compliance with Section 1012 located either at one or both sides of the aisle or within the aisle width.

Exceptions:

1. Handrails are not required for ramped aisles having a gradient no greater than one unit vertical in eight

units horizontal (12.5-percent slope) and seating on both sides.

2. Handrails are not required if, at the side of the aisle, there is a guard that complies with the graspability requirements of handrails.
3. Handrail extensions are not required at the top and bottom of aisle stair and aisle ramp runs to permit crossovers within the aisles.

[B] 1028.13.1 Discontinuous handrails. Where there is seating on both sides of the aisle, the handrails shall be discontinuous with gaps or breaks at intervals not exceeding five rows to facilitate access to seating and to permit crossing from one side of the aisle to the other. These gaps or breaks shall have a clear width of at least 22 inches (559 mm) and not greater than 36 inches (914 mm), measured horizontally, and the handrail shall have rounded terminations or bends.

[B] 1028.13.2 Intermediate handrails. Where handrails are provided in the middle of aisle stairs, there shall be an additional intermediate handrail located approximately 12 inches (305 mm) below the main handrail.

[B] 1028.14 Assembly guards. Guards adjacent to seating in a building, room or space used for assembly purposes shall comply with Sections 1028.14.1 through 1028.14.3.

[B] 1028.14.1 Cross aisles. Cross aisles located more than 30 inches (762 mm) above the floor or grade below shall have guards in accordance with Section 1013.

Where an elevation change of 30 inches (762 mm) or less occurs between a cross aisle and the adjacent floor or grade below, guards not less than 26 inches (660 mm) above the aisle floor shall be provided.

Exception: Where the backs of seats on the front of the cross aisle project 24 inches (610 mm) or more above the adjacent floor of the aisle, a guard need not be provided.

[B] 1028.14.2 Sightline-constrained guard heights. Unless subject to the requirements of Section 1028.14.3, a fascia or railing system in accordance with the guard requirements of Section 1013 and having a minimum height of 26 inches (660 mm) shall be provided where the floor or footboard elevation is more than 30 inches (762 mm) above the floor or grade below and the fascia or railing would otherwise interfere with the sightlines of immediately adjacent seating. At bleachers, a guard must be provided where required by ICC 300.

Exception: The height of the guard in front of seating shall be measured from the adjacent walking surface.

[B] 1028.14.3 Guards at the end of aisles. A fascia or railing system complying with the guard requirements of Section 1013 shall be provided for the full width of the aisle where the foot of the aisle is more than 30 inches (762 mm) above the floor or grade below. The fascia or railing shall be a minimum of 36 inches (914 mm) high and shall provide a minimum 42 inches (1067 mm) measured diagonally between the top of the rail and the nosing of the nearest tread.

**SECTION 1029
EMERGENCY ESCAPE AND RESCUE**

[B] 1029.1 General. In addition to the means of egress required by this chapter, provisions shall be made for emergency escape and rescue openings in Group R-2 occupancies in accordance with Tables 1021.2(1) and 1021.2(2) and Group R-3 occupancies. Basements and sleeping rooms below the fourth story above grade plane shall have at least one exterior emergency escape and rescue opening in accordance with this section. Where basements contain one or more sleeping rooms, emergency escape and rescue openings shall be required in each sleeping room, but shall not be required in adjoining areas of the basement. Such openings shall open directly into a public way or to a yard or court that opens to a public way.

Exceptions:

1. Basements with a ceiling height of less than 80 inches (2032 mm) shall not be required to have emergency escape and rescue openings.
2. Emergency escape and rescue openings are not required from basements or sleeping rooms that have an exit door or exit access door that opens directly into a public way or to a yard, court or exterior exit balcony that opens to a public way.
3. Basements without habitable spaces and having no more than 200 square feet (18.6 m²) in floor area shall not be required to have emergency escape and rescue openings.

[B] 1029.2 Minimum size. Emergency escape and rescue openings shall have a minimum net clear opening of 5.7 square feet (0.53 m²).

Exception: The minimum net clear opening for grade-floor emergency escape and rescue openings shall be 5 square feet (0.46 m²).

[B] 1029.2.1 Minimum dimensions. The minimum net clear opening height dimension shall be 24 inches (610 mm). The minimum net clear opening width dimension shall be 20 inches (508 mm). The net clear opening dimensions shall be the result of normal operation of the opening.

[B] 1029.3 Maximum height from floor. Emergency escape and rescue openings shall have the bottom of the clear opening not greater than 44 inches (1118 mm) measured from the floor.

[B] 1029.4 Operational constraints. Emergency escape and rescue openings and any exit doors shall be maintained free of any obstructions other than those allowed by this section and shall be operational from the inside of the room. Bars, grilles, grates or similar devices are permitted to be placed over emergency escape and rescue openings provided the minimum net clear opening size complies with Section 1029.2 and such devices shall be releasable or removable from the inside without the use of a key, tool, special knowledge or effort, or force greater than that which is required for normal operation of the escape and rescue opening. Where such bars, grilles, grates or similar devices are installed, smoke alarms shall be installed in accordance with Sections

907.2.11 regardless of the valuation of the alteration. *The release mechanism shall be maintained operable at all times.*

Such bars, grilles, grates or any similar devices shall be equipped with an approved exterior release device for use by the fire department only when required by the authority having jurisdiction.

Where security bars (burglar bars) are installed on emergency egress and rescue windows or doors, on or after July 1, 2000, such devices shall comply with California Building Standards Code, Part 12, Chapter 12-3 and other applicable provisions of Part 2.

Exception: *Group R-1 occupancies provided with a monitored fire sprinkler system in accordance with Section 903.2.8 and designed in accordance with NFPA 13 may have openable windows permanently restricted to a maximum 4-inch (102 mm) open position.*

[California Code of Regulations, Title 19, Division 1, §4.2] Labeling.

Burglar bars shall not be sold in California at wholesale or retail unless warning information as specified in California Code of Regulations, Title 19, Division 1, Section 4.3 is provided either on the packaging or provided inside the packaging along with the burglar bars.

[California Code of Regulations, Title 19, Division 1, §4.3(a) through (c)] Warning Information.

(a) Warning information located on or in burglar bar packaging shall contain the following information:

- (1) Warning that the burglar bars are intended to deter or delay intruders, they are not intended to prevent entry.*
- (2) A reprint of the following requirements from California Building Code, Part 2, Chapter 10:*

“Bars, grilles, grates or similar devices may be installed on emergency escape or rescue windows, doors or window wells, or any required exit door, provided:

- 1. The devices are equipped with approved release mechanisms which are openable from the inside without the use of a key or special knowledge or effort; and*
- 2. The building is equipped with smoke alarms installed in accordance with California Building Code, Part 2, Section 907.*

Such bars, grilles, grates or similar devices shall be equipped with an approved release device for use by the fire department only on the exterior side for the purpose of fire department emergency access, when required by the authority having jurisdiction.”

- (3) A statement regarding the necessity of installing early warning smoke alarms (as required by the California Building Code, Part 2, Section 907) and planning occupant’s escape routes and meeting places.*
- (4) Contact the local building and fire official to determine if a local ordinance requires a building permit*

prior to installation and if the burglar bars are required to have a release mechanism on the outside for use by the fire department in the event of a fire emergency.

- (5) Written directions and illustrations on the operation of the emergency escape release mechanisms. These directions shall include a warning that the mechanisms be tested on a monthly basis.

(b) The textual information required by this section shall be printed in a minimum 12-point nondecorative lettering providing a sharp contrast to the background.

(c) Graphical information required by this section shall be of sufficient size to clearly illustrate the intended actions.

[California Code of Regulations, Title 19, Division 1, §4.4] Warning Information Location.

When placed on burglar bar packaging, the information required by California Code of Regulations, Title 19, Division 1, Section 4.3 shall be conspicuously located and shall not be covered or made illegible by product advertising not required by Section 4.3.

[California Code of Regulations, Title 19, Division 1, §4.5(a)] Contractor or Installer Disclosures.

Any contractor or installer of burglar bars shall provide the owner of the residential dwelling the warning information required pursuant to California Code of Regulations, Title 19, Division 1, Section 4.3 prior to installing burglar bars.

[California Code of Regulations, Title 19, Division 1, §4.6(a) and (b)] Prohibited Installations.

No person shall install for profit unopenable burglar bars on a residential dwelling:

- (a) Where the California Building Code requires openable burglar bars for emergency escape or rescue, or
- (b) On mobile homes, manufactured homes, or multi-unit manufactured housing unless at least one window or door to the exterior in each bedroom is openable for emergency escape or rescue.

[B] 1029.5 Window wells. An emergency escape and rescue opening with a finished sill height below the adjacent ground level shall be provided with a window well in accordance with Sections 1029.5.1 and 1029.5.2.

[B] 1029.5.1 Minimum size. The minimum horizontal area of the window well shall be 9 square feet (0.84 m²), with a minimum dimension of 36 inches (914 mm). The area of the window well shall allow the emergency escape and rescue opening to be fully opened.

[B] 1029.5.2 Ladders or steps. Window wells with a vertical depth of more than 44 inches (1118 mm) shall be equipped with an approved permanently affixed ladder or steps. Ladders or rungs shall have an inside width of at least 12 inches (305 mm), shall project at least 3 inches (76 mm) from the wall and shall be spaced not more than 18 inches (457 mm) on center (o.c.) vertically for the full height of the window well. The ladder or steps shall not encroach into the required dimensions of the window well by more than 6 inches (152 mm). The ladder or steps shall

not be obstructed by the emergency escape and rescue opening. Ladders or steps required by this section are exempt from the stairway requirements of Section 1009.

**SECTION 1030
MAINTENANCE OF THE MEANS OF EGRESS**

1030.1 General. The means of egress for buildings or portions thereof shall be maintained in accordance with this section.

[California Code of Regulations, Title 19, Division 1, §3.11(a) through (d)] Exits, Aisles, Ramps, Corridors and Passageways.

(a) No person shall install, place or permit the installation or placement of any bed, chair, equipment, concession, turnstile, ticket office or anything whatsoever, in any manner which would block or obstruct the required width of any exit.

(b) No person shall install, place or permit the installation or placement of any combustible material or equipment in or exposed to any exit.

Exceptions:

- (1) Furniture or equipment constructed of wood or other material of similar combustibility may be permitted in an exit or exposed to an exit when approved by the enforcing agency.
- (2) When approved by the enforcing agency, combustible materials may be permitted in exit foyers and lobbies.

(c) No person shall install, place or permit the installation or placement of any storage material of any kind in any exit regardless of the required width of such exit.

Exception: Personal material located in metal lockers in Group B and E occupancies as defined in California Code of Regulations, Title 24, Part 2.

(d) Aisles shall not be occupied by any person for whom seating is not available.

1030.2 Reliability. Required exit accesses, exits and exit discharges shall be continuously maintained free from obstructions or impediments to full instant use in the case of fire or other emergency when the building area served by the means of egress is occupied. An exit or exit passageway shall not be used for any purpose that interferes with a means of egress.

1030.2.1 Security devices and egress locks. Security devices affecting means of egress shall be subject to approval of the fire code official. Special locking arrangements including, but not limited to access-controlled egress doors, security grills, locks and latches, and delayed egress locks shall be installed and maintained as required by this chapter.

1030.3 Obstructions. A means of egress shall be free from obstructions that would prevent its use, including the accumulation of snow and ice.

[B] 1030.4 Exit signs. Exit signs shall be installed and maintained in accordance with Section 1011. Decorations, furnishings, equipment or adjacent signage that impairs the visibility

MEANS OF EGRESS

of exit signs, creates confusion or prevents identification of the exit shall not be allowed.

1030.5 Nonexit identification. Where a door is adjacent to, constructed similar to and can be confused with a means of egress door, that door shall be identified with an approved sign that identifies the room name or use of the room.

1030.6 Finishes, furnishings and decorations. Means of egress doors shall be maintained in such a manner as to be distinguishable from the adjacent construction and finishes such that the doors are easily recognizable as doors. Furnishings, decorations or other objects shall not be placed so as to obstruct exits, access thereto, egress therefrom, or visibility thereof. Hangings and draperies shall not be placed over exit doors or otherwise be located to conceal or obstruct an exit. Mirrors shall not be placed on exit doors. Mirrors shall not be placed in or adjacent to any exit in such a manner as to confuse the direction of exit.

1030.7 Emergency escape and rescue openings. Required emergency escape and rescue openings shall be maintained in accordance with the code in effect at the time of construction, and the following: Required emergency escape and rescue openings shall be operational from the inside of the room without the use of keys or tools. Bars, grilles, grates or similar devices are allowed to be placed over emergency escape and rescue openings provided the minimum net clear opening size complies with the code that was in effect at the time of construction and such devices shall be releasable or removable from the inside without the use of a key, tool or force greater than that which is required for normal operation of the emergency escape and rescue opening.

1030.8 Testing and maintenance. All two-way communication systems for areas of refuge shall be inspected and tested on a yearly basis to verify that all components are operational. When required, the tests shall be conducted in the presence of the fire code official.

1030.9 Floor identification signs. The floor identification signs required by Sections 1022.9 and 1104.23 shall be maintained in an approved manner.

CALIFORNIA FIRE CODE – MATRIX ADOPTION TABLE

CHAPTER 11 – CONSTRUCTION REQUIREMENTS FOR EXISTING BUILDINGS

(Matrix Adoption Tables are non-regulatory, intended only as an aid to the user.)

See Chapter 1 for state agency authority and building applications.)

Adopting Agency	BSC	SFM		HCD			DSA		OSHPD				BSCC	DHS	AGR	DWR	CEC	CA	SL	SLC
		T-24	T-19*	1	2	1/AC	AC	SS	1	2	3	4								
Adopt Entire Chapter																				
Adopt Entire Chapter as amended (amended sections listed below)																				
Adopt only those sections that are listed below		X																		
[California Code of Regulations, Title 19, Division 1]																				
Chapter / Section																				
1103.7		X																		
1103.7.3		X																		
1103.7.3.1		X																		
1103.7.8 – 1103.7.8.2		X																		
1103.7.9 – 1103.7.9.10		X																		
1103.8 – 1103.8.5.3		X																		
1106		X																		

* The California Code of Regulations (CCR), Title 19, Division 1 provisions that are found in the California Fire Code are a reprint from the current CCR, Title 19, Division 1 text for the code user's convenience only. The scope, applicability and appeals procedures of CCR, Title 19, Division I remain the same.

CHAPTER 11

CONSTRUCTION REQUIREMENTS FOR EXISTING BUILDINGS

SECTION 1101 GENERAL

1101.1 Scope. The provisions of this chapter shall apply to existing buildings constructed prior to the adoption of this code.

1101.2 Intent. The intent of this chapter is to provide a minimum degree of fire and life safety to persons occupying existing buildings by providing minimum construction requirements where such existing buildings do not comply with the minimum requirements of the *California Building Code*.

1101.3 Permits. Permits shall be required as set forth in Sections 105.6 and 105.7 and the *California Building Code*.

1101.4 Owner notification. When a building is found to be in noncompliance with this chapter, the fire code official shall duly notify the owner of the building. Upon receipt of such notice, the owner shall, subject to the following time limits, take necessary actions to comply with the provisions of this chapter.

1101.4.1 Construction documents. Construction documents necessary to comply with this chapter shall be completed and submitted within a time schedule approved by the fire code official.

1101.4.2 Completion of work. Work necessary to comply with this chapter shall be completed within a time schedule approved by the fire code official.

1101.4.3 Extension of time. The fire code official is authorized to grant necessary extensions of time when it can be shown that the specified time periods are not physically practical or pose an undue hardship. The granting of an extension of time for compliance shall be based on the showing of good cause and subject to the filing of an acceptable systematic plan of correction with the fire code official.

SECTION 1102 DEFINITION

1102.1 Definition. The following term is defined in Chapter 2: **EXISTING.**

SECTION 1103 FIRE SAFETY REQUIREMENTS FOR EXISTING BUILDINGS

1103.1 Required construction. Existing buildings shall comply with not less than the minimum provisions specified in Table 1103.1 and as further enumerated in Sections 1103.2 through 1103.9.

The provisions of this chapter shall not be construed to allow the elimination of fire protection systems or a reduction in the level of fire safety provided in buildings constructed in accordance with previously adopted codes.

Exception: Group U occupancies.

CONSTRUCTION REQUIREMENTS FOR EXISTING BUILDINGS

1103.2 Emergency responder radio coverage in existing buildings. Existing buildings that do not have approved radio coverage for emergency responders within the building based upon the existing coverage levels of the public safety communication systems of the jurisdiction at the exterior of the building, shall be equipped with such coverage according to one of the following:

1. Whenever an existing wired communication system cannot be repaired or is being replaced, or where not approved in accordance with Section 510.1, Exception 1.

2. Within a time frame established by the adopting authority.

Exception: Where it is determined by the fire code official that the radio coverage system is not needed.

1103.3 Elevator operation. Existing elevators with a travel distance of 25 feet (7620 mm) or more above or below the main floor or other level of a building and intended to serve the needs of emergency personnel for fire-fighting or rescue purposes shall be provided with emergency operation in accordance with ASME A17.3.

**TABLE 1103.1
OCCUPANCY AND USE REQUIREMENTS^a**

SECTION	USE			OCCUPANCY CLASSIFICATION																			
	High rise	Atrium or covered mall	Under-ground building	A	B	E	F	H-1	H-2	H-3	H-4	H-5	I-1	I-2	I-3	I-4	M	R-1	R-2	R-3	R-4	S	
1103.2	R	R	R	R	R	R	R	R	R	R	R	R	R	R	R	R	R	R	R	R	R	R	R
1103.3	R	—	R	R	R	R	R	R	R	R	R	R	R	R	R	R	R	R	R	R	R	R	R
1103.4.1	R	—	R	—	—	—	—	—	—	—	—	—	R	R	R	R	—	—	—	—	—	—	—
1103.4.2	R	—	R	R	R	R	R	R	R	R	R	R	—	—	—	—	R	R	R	—	R	R	R
1103.4.3	R	—	R	R	R	R	R	R	R	R	R	R	—	—	—	—	R	R	R	—	R	R	R
1103.4.4	—	R	—	—	—	—	—	—	—	—	—	—	—	—	—	—	—	—	—	—	—	—	—
1103.4.5	—	—	—	—	R	—	—	—	—	—	—	—	—	—	—	—	R	—	—	—	—	—	—
1103.4.6	—	—	—	R	—	R	R	R	R	R	R	R	R	R	R	R	—	R	R	R	R	R	R
1103.4.7	—	—	—	R	—	R	R	R	R	R	R	R	R	R	R	R	—	R	R	R	R	R	R
1103.5.1	—	—	—	R	R	R	R	R	R	R	R	R	R	R	R	R	R	R	R	R	R	R	R
1103.5.2	—	—	—	—	—	—	—	—	—	—	—	—	—	R	—	—	—	—	—	—	—	—	—
1103.6.1	R	—	R	R	R	R	R	R	R	R	R	R	R	R	R	R	R	R	R	—	R	R	R
1103.6.2	R	—	R	R	R	R	R	R	R	R	R	R	R	R	R	R	R	R	R	—	R	R	R
1103.7.1	—	—	—	—	—	R	—	—	—	—	—	—	—	—	—	—	—	—	—	—	—	—	—
1103.7.2	—	—	—	—	—	—	—	—	—	—	—	—	R	—	—	—	—	—	—	—	—	—	—
1103.7.3	—	—	—	—	—	—	—	—	—	—	—	—	—	R	—	—	—	—	—	—	—	—	—
1103.7.4	—	—	—	—	—	—	—	—	—	—	—	—	—	—	R	—	—	—	—	—	—	—	—
1103.7.5	—	—	—	—	—	—	—	—	—	—	—	—	—	—	—	—	—	R	—	—	—	—	—
1103.7.6	—	—	—	—	—	—	—	—	—	—	—	—	—	—	—	—	—	—	R	—	—	—	—
1103.7.7	—	—	—	—	—	—	—	—	—	—	—	—	—	—	—	—	—	—	—	—	—	R	—
1103.8	—	—	—	—	—	—	—	—	—	—	—	—	—	—	—	—	—	R	R	R	R	R	—
1103.9	R	—	—	—	—	—	—	—	—	—	—	—	R	R	R	R	—	R	R	R	R	R	—
1104	R	R	R	R	R	R	R	R	R	R	R	R	R	R	R	R	R	R	R	R	R	R	R

a. Existing buildings shall comply with the sections identified as "Required" (R) based on occupancy classification or use, or both, whichever is applicable.
R = The building is required to comply.

1103.4 Vertical openings. Interior vertical shafts, including but not limited to *stairways*, elevator hoistways, service and utility shafts, that connect two or more stories of a building, shall be enclosed or protected as specified in Sections 1103.4.1 through 1103.4.7.

1103.4.1 Group I occupancies. In Group I occupancies, interior vertical openings connecting two or more stories shall be protected with 1-hour fire-resistance-rated construction.

1103.4.2 Three to five stories. In other than Group I occupancies, interior vertical openings connecting three to five stories shall be protected by either 1-hour fire-resistance-rated construction or an automatic sprinkler system shall be installed throughout the building in accordance with Section 903.3.1.1 or 903.3.1.2.

Exceptions:

1. Vertical opening protection is not required for Group R-3 occupancies.
2. Vertical opening protection is not required for open parking garages and ramps.
3. Vertical opening protection for escalators shall be in accordance with Section 1103.4.5, 1103.4.6 or 1103.4.7.

1103.4.3 More than five stories. In other than Group I occupancies, interior vertical openings connecting more than five stories shall be protected by 1-hour fire-resistance-rated construction.

Exceptions:

1. Vertical opening protection is not required for Group R-3 occupancies.
2. Vertical opening protection is not required for open parking garages and ramps.
3. Vertical opening protection for escalators shall be in accordance with Section 1103.4.5, 1103.4.6 or 1103.4.7.

1103.4.4 Atriums and covered malls. In other than Group I occupancies, interior vertical openings in a covered mall building or a building with an atrium shall be protected by either 1-hour fire-resistance-rated construction or an automatic sprinkler system shall be installed throughout the building in accordance with Section 903.3.1.1 or 903.3.1.2.

Exceptions:

1. Vertical opening protection is not required for Group R-3 occupancies.
2. Vertical opening protection is not required for open parking garages and ramps.

1103.4.5 Escalators in Group B and M occupancies. Escalators creating vertical openings connecting any number of stories shall be protected by either 1-hour fire-resistance-rated construction or an automatic sprinkler system in accordance with Section 903.3.1.1 installed throughout the building, with a draft curtain and closely spaced sprinklers around the escalator opening.

1103.4.6 Escalators connecting four or fewer stories. In other than Group B and M occupancies, escalators creating vertical openings connecting four or fewer stories shall be protected by either 1-hour fire-resistance-rated construction or an automatic sprinkler system in accordance with Section 903.3.1.1 or 903.3.1.2 shall be installed throughout the building, and a draft curtain with closely spaced sprinklers shall be installed around the escalator opening.

1103.4.7 Escalators connecting more than four stories. In other than Group B and M occupancies, escalators creating vertical openings connecting five or more stories shall be protected by 1-hour fire-resistance-rated construction.

1103.5 Sprinkler systems. An automatic sprinkler system shall be provided in existing buildings in accordance with Sections 1103.5.1 and 1103.5.2.

1103.5.1 Pyroxylin plastics. An automatic sprinkler system shall be provided throughout existing buildings where cellulose nitrate film or pyroxylin plastics are manufactured, stored or handled in quantities exceeding 100 pounds (45 kg). Vaults located within buildings for the storage of raw pyroxylin shall be protected with an approved automatic sprinkler system capable of discharging 1.66 gallons per minute per square foot (68 L/min/m²) over the area of the vault.

1103.5.2 Group I-2. An automatic sprinkler system shall be provided throughout existing Group I-2 fire areas. The sprinkler system shall be provided throughout the floor where the Group I-2 occupancy is located, and in all floors between the Group I-2 occupancy and the level of exit discharge.

1103.6 Standpipes. Existing structures shall be equipped with standpipes installed in accordance with Section 905 where required in Sections 1103.6.1 and 1103.6.2. The fire code official is authorized to approve the installation of manual standpipe systems to achieve compliance with this section where the responding fire department is capable of providing the required hose flow at the highest standpipe outlet.

1103.6.1 Existing multiple-story buildings. Existing buildings with occupied floors located more than 50 feet (15 240 mm) above the lowest level of fire department access or more than 50 feet (15 240 mm) below the highest level of fire department access shall be equipped with standpipes.

1103.6.2 Existing helistops and heliports. Existing buildings with a rooftop helistop or heliport located more than 30 feet (9144 mm) above the lowest level of fire department access to the roof level on which the helistop or heliport is located shall be equipped with standpipes in accordance with Section 2007.5.

1103.7 Fire alarm systems. An approved fire alarm system shall be installed in existing buildings and structures in accordance with Sections 1103.7.1 through 1103.7.7 and provide occupant notification in accordance with Section 907.5 unless other requirements are provided by other sections of this

CONSTRUCTION REQUIREMENTS FOR EXISTING BUILDINGS

code. *Existing high-rise buildings shall comply with Section 4603.6.8.*

Exception: Occupancies with an existing, previously approved fire alarm system.

1103.7.1 Group E. A fire alarm system shall be installed in existing Group E occupancies in accordance with Section 907.2.3.

Exceptions:

1. A manual fire alarm system is not required in a building with a maximum area of 1,000 square feet (93 m²) that contains a single classroom and is located no closer than 50 feet (15 240 mm) from another building.
2. A manual fire alarm system is not required in Group E occupancies with an occupant load less than 50.

1103.7.2 Group I-1. An automatic fire alarm system shall be installed in existing Group I-1 residential care/assisted living facilities in accordance with Section 907.2.6.1.

Exceptions:

1. Manual fire alarm boxes in resident or patient sleeping areas shall not be required at exits if located at all nurses' control stations or other constantly attended staff locations, provided such stations are visible and continuously accessible and that travel distances required in Section 907.5.2 are not exceeded.
2. Where each sleeping room has a means of egress door opening directly to an exterior egress balcony that leads directly to the exits in accordance with Section 1019, and the building is not more than three stories in height.

1103.7.3 Group I-2 and Group I-2.1. An automatic fire alarm system that activates the occupant notification system in accordance with Section 907.6 shall be installed in existing Group I-2 and Group I-2.1 occupancies in accordance with Section 907.2.6.2.

Exception: Manual fire alarm boxes in resident or patient sleeping areas shall not be required at exits if located at all nurses' control stations or other constantly attended staff locations, provided such stations are visible and continuously accessible and that travel distances required in Section 907.4.2.1 are not exceeded.

1103.7.3.1 Additional provisions for existing Group I occupancies: *In projects requiring the Office of State-wide Health Planning and Development approval in existing Group I-2 and I-2.1 occupancies located in buildings defined as hospitals in Section 1250 of the Health and Safety Code, facilities not equipped with an automatic sprinkler system throughout shall be equipped with an automatic fire alarm system which responds to the products of combustion other than heat.*

Exception: *Heat detectors may be used in closets, unusable spaces under floor areas, storage rooms, bathrooms, and rooms of similar use.*

1103.7.4 Group I-3. An automatic and manual fire alarm system shall be installed in existing Group I-3 occupancies in accordance with Section 907.2.6.3.

1103.7.5 Group R-1. A fire alarm system and smoke alarms shall be installed in existing Group R-1 occupancies in accordance with Sections 1103.7.5.1 through 1103.7.5.2.1.

1103.7.5.1 Group R-1 hotel and motel manual fire alarm system. A manual fire alarm system that activates the occupant notification system in accordance with Section 907.5 shall be installed in existing Group R-1 hotels and motels more than three stories or with more than 20 sleeping units.

Exceptions:

1. Buildings less than two stories in height where all sleeping units, attics and crawl spaces are separated by 1-hour fire-resistance-rated construction and each sleeping unit has direct access to a public way, egress court or yard.
2. Manual fire alarm boxes are not required throughout the building when the following conditions are met:
 - 2.1. The building is equipped throughout with an automatic sprinkler system installed in accordance with Section 903.3.1.1 or 903.3.1.2;
 - 2.2. The notification appliances will activate upon sprinkler water flow; and
 - 2.3. At least one manual fire alarm box is installed at an approved location.

1103.7.5.1.1 Group R-1 hotel and motel automatic smoke detection system. An automatic smoke detection system that activates the occupant notification system in accordance with Section 907.5 shall be installed in existing Group R-1 hotels and motels throughout all interior corridors serving sleeping rooms not equipped with an approved, supervised sprinkler system installed in accordance with Section 903.

Exception: An automatic smoke detection system is not required in buildings that do not have interior corridors serving sleeping units and where each sleeping unit has a means of egress door opening directly to an exit or to an exterior exit access that leads directly to an exit.

1103.7.5.2 Group R-1 boarding and rooming houses manual fire alarm system. A manual fire alarm system that activates the occupant notification system in accordance with Section 907.5 shall be installed in existing Group R-1 boarding and rooming houses.

Exception: Buildings less than two stories in height where all sleeping units, attics and crawl spaces are separated by 1-hour fire-resistance-rated construction and each sleeping unit has direct access to a public way, egress court or yard.

1103.7.5.2.1 Group R-1 boarding and rooming houses automatic smoke detection system. An automatic smoke detection system that activates the occupant notification system in accordance with Section 907.5 shall be installed in existing Group R-1 boarding and rooming houses throughout all interior corridors serving sleeping units not equipped with an approved, supervised sprinkler system installed in accordance with Section 903.

Exception: Buildings equipped with single-station smoke alarms meeting or exceeding the requirements of Section 907.2.11.1 and where the fire alarm system includes at least one manual fire alarm box per floor arranged to initiate the alarm.

1103.7.6 Group R-2. A manual fire alarm system that activates the occupant notification system in accordance with Section 907.5 shall be installed in existing Group R-2 occupancies more than three stories in height or with more than 16 dwelling or sleeping units.

Exceptions:

1. Where each living unit is separated from other contiguous living units by fire barriers having a fire-resistance rating of not less than 0.75 hour, and where each living unit has either its own independent exit or its own independent stairway or ramp discharging at grade.
2. A separate fire alarm system is not required in buildings that are equipped throughout with an approved supervised automatic sprinkler system installed in accordance with Section 903.3.1.1 or 903.3.1.2 and having a local alarm to notify all occupants.
3. A fire alarm system is not required in buildings that do not have interior corridors serving dwelling units and are protected by an approved automatic sprinkler system installed in accordance with Section 903.3.1.1 or 903.3.1.2, provided that dwelling units either have a means of egress door opening directly to an exterior exit access that leads directly to the exits or are served by open-ended corridors designed in accordance with Section 1026.6, Exception 4.

1103.7.7 Group R-4. A manual fire alarm system that activates the occupant notification system in accordance with Section 907.5 shall be installed in existing Group R-4 residential care/assisted living facilities in accordance with Section 907.2.10.1.

Exceptions:

1. Where there are interconnected smoke alarms meeting the requirements of Section 907.2.11 and there is at least one manual fire alarm box per floor arranged to continuously sound the smoke alarms.
2. Other manually activated, continuously sounding alarms approved by the fire code official.

1103.7.8 Existing Group R-1 and Group R-2 High-rise buildings. Notwithstanding the provisions of Section 3412.23 of the California Building Code, every existing high-rise building used for the housing of a Group R-1 or Group R-2 occupancy shall have installed therein a fire alarm system conforming to this subsection.

1103.7.8.1 General. Every apartment house and every hotel shall have installed therein an automatic or manually operated fire alarm system. Such fire alarm systems shall be so designed that all occupants of the building may be warned simultaneously.

1103.7.8.2 Installation. The installation of all fire alarm equipment shall be in accordance with this code.

1103.7.9 Existing High-rise Buildings.

1103.7.9.1 Fire alarm system. Every existing high-rise building shall be provided with an approved fire alarm system. In department stores, retail sales stores and similar occupancies where the general public is admitted, such systems shall be of a type capable of alerting staff and employees. In office buildings and all other high-rise buildings, such systems shall be of a type capable of alerting all occupants simultaneously.

Exceptions:

1. In areas of public assemblage, the type and location of audible appliances shall be as determined by the enforcing agency.
2. When acceptable to the enforcing agency, the occupant voice notification system required by California Building Code, Section 3412.21 may be used in lieu of the fire alarm system.

1103.7.9.2 Existing systems. Existing fire alarm systems, when acceptable to the enforcing agency, shall be deemed as conforming to the provisions of these regulations.

1103.7.9.3 Annunciation. When a new fire alarm system is installed, it shall be connected to an annunciator panel installed in a location approved by the enforcing agency.

For purposes of annunciation, zoning shall be in accordance with Section 907.7.3.1.

1103.7.9.4 Monitoring. Monitoring shall be in accordance with Section 907.7.5.

1103.7.9.5 Systems interconnection. When an automatic fire detection system or automatic extinguishing system is installed, activation of such system shall cause the sounding of the fire alarm notification appliances at locations designated by the enforcing agency.

1103.7.9.6 Manual fire alarm boxes. A manual fire alarm box shall be provided in the locations designated by the enforcing agency. Such locations shall be where boxes are readily accessible and visible and in normal paths of daily travel by occupants of the building.

1103.7.9.7 Emergency voice/alarm communication system. Such system shall provide communication from

a location available to and designated by the enforcing agency to not less than all public areas.

The emergency voice/alarm communication system may be combined with a fire alarm system provide the combined system has been approved and listed by the State Fire Marshal. The sounding of a fire alarm signal in any given area or floor shall not prohibit voice communication to other areas of floors. Combination systems shall be designed to permit voice transmission to override the fire alarm signal, but the fire alarm signal shall not terminate in less than three minutes.

1103.7.9.8 Fire department system. When it is determined by test that portable fire department communication equipment is ineffective, a communication system acceptable to the enforcing agency shall be installed within the building to permit emergency communication between fire-suppression personnel.

1103.7.9.9 Smoke control systems. Existing air-circulation systems shall be provided with an override switch in a location approved by the enforcing agency which will allow for the manual control of shutdown of the systems.

Exception: Systems which serve only a single floor, or portion thereof, without any penetration by ducts or other means into adjacent floors.

1103.7.9.10 Elevator recall smoke detection. Smoke detection for emergency operation of elevators shall be provided in accordance with Section 907.4.3.

1103.8 Single- and multiple-station smoke alarms. Single- and multiple-station smoke alarms shall be installed in existing Group I-1 and R occupancies in accordance with Sections 1103.8.1 through 1103.8.3.

1103.8.1 Where required. Existing Group I-1 and R occupancies shall be provided with single-station smoke alarms in accordance with Section 907.2.11, except as provided in Sections 1103.8.2 and 1103.8.3.

Exceptions:

1. Where the code that was in effect at the time of construction required smoke alarms and smoke alarms complying with those requirements are already provided.
2. Where smoke alarms have been installed in occupancies and dwellings that were not required to have them at the time of construction, additional smoke alarms shall not be required provided that the existing smoke alarms comply with requirements that were in effect at the time of installation.
3. Where smoke detectors connected to a fire alarm system have been installed as a substitute for smoke alarms.

1103.8.2 Interconnection. Where more than one smoke alarm is required to be installed within an individual dwelling or sleeping unit, the smoke alarms shall be interconnected in such a manner that the activation of one alarm will activate all of the alarms in the individual unit.

Physical interconnection of smoke alarms shall not be required where listed wireless alarms are installed and all alarms sound upon activation of one alarm. The alarm shall be clearly audible in all bedrooms over background noise levels with all intervening doors closed.

Exceptions:

1. Interconnection is not required in buildings that are not undergoing alterations, repairs or construction of any kind.
2. Smoke alarms in existing areas are not required to be interconnected where alterations or repairs do not result in the removal of interior wall or ceiling finishes exposing the structure, unless there is an attic, crawl space or basement available which could provide access for interconnection without the removal of interior finishes.
3. Smoke alarms are not required to be interconnected where repairs or alterations are limited to the exterior surfaces of dwellings, such as the replacement of roofing or siding, or the addition or replacement of windows or doors, or the addition of a porch or deck.
4. Smoke alarms are not required to be interconnected when work is limited to the installation, alteration or repairs of plumbing or mechanical systems or the installation, alteration or repair of electrical systems which do not result in the removal of interior wall or ceiling finishes exposing the structure.

1103.8.3 Power source. Single-station smoke alarms shall receive their primary power from the building wiring provided that such wiring is served from a commercial source and shall be equipped with a battery backup. Smoke alarms with integral strobes that are not equipped with battery backup shall be connected to an emergency electrical system. Smoke alarms shall emit a signal when the batteries are low. Wiring shall be permanent and without a disconnecting switch other than as required for overcurrent protection.

Exceptions:

1. Smoke alarms are permitted to be solely battery operated in existing buildings where no construction is taking place.
2. Smoke alarms are permitted to be solely battery operated in buildings that are not served from a commercial power source.
3. Smoke alarms are permitted to be solely battery operated in existing areas of buildings undergoing alterations or repairs that do not result in the removal of interior walls or ceiling finishes exposing the structure, unless there is an attic, crawl space or basement available which could provide access for building wiring without the removal of interior finishes.
4. Smoke alarms are permitted to be solely battery operated where repairs or alterations are limited

to the exterior surfaces of dwellings, such as the replacement of roofing or siding, or the addition or replacement of windows or doors, or the addition of a porch or deck.

- 5. Smoke alarms are permitted to be solely battery operated when work is limited to the installation, alteration or repairs of plumbing or mechanical systems or the installation, alteration or repair of electrical systems which do not result in the removal of interior wall or ceiling finishes exposing the structure.

1103.8.4 Group R-3.1. In all facilities housing a bedridden client, smoke alarms shall receive their primary power from the building wiring when such wiring is served from a commercial source and shall be equipped with a battery backup. Smoke alarms shall be electrically interconnected so as to cause all smoke alarms to sound a distinctive alarm signal upon actuation of any single smoke alarm. Such alarm signal shall be audible throughout the facility at a minimal level of 15 db above ambient noise level. These devices need not be interconnected to any other fire alarm device, have a control panel, or be electrically supervised or provided with emergency power.

1103.8.5 Additional provisions for existing Group R occupancies.

1103.8.5.1 Existing Buildings housing Group R occupancies established prior to the effective date of these regulations may have their use continued if they conform or are made to conform to provisions of these regulations to the extent that reasonable and adequate life safety against the hazards of fire, panic and explosion is substantially provided. Additional means of egress, the installation of automatic sprinkler systems, automatic fire alarm system or other life safety measures, may be required to provide reasonable and adequate safety.

Note: It is the intent of this section that every existing occupancy need not mandatorily conform with the requirements for new construction. Reasonable judgment in the application of requirements must be exercised by the enforcing agency.

1103.8.5.2 For purposes of clarification, Health and Safety Code, Section 13113.7 is repeated.

(a) Except as otherwise provided in this section, a smoke detector, approved and listed by the State Fire Marshal pursuant to Section 13114, shall be installed, in accordance with the manufacturer's instructions in each dwelling intended for human occupancy within the earliest applicable time period as follows:

- (1) For all dwelling units intended for human occupancy, upon the owner's application on or after January 1, 1985, for a permit for alterations, repairs, or additions, exceeding one thousand dollars (\$1,000).
- (2) For all other dwelling units intended for human occupancy on or after January 1, 1987.

However, if any local rule, regulation, or ordinance, adopted prior to the compliance dates specified in paragraphs (1) and (2) requires installation, in a dwelling unit intended for human occupancy, of smoke detector, which receive their power from the electrical system of the building and requires compliance with the local rule, regulation, or ordinance at a date subsequent to the dates specified in this section, the compliance date specified in the rule, regulation, or ordinance shall, but only with respect to the dwelling units specified in this section, take precedence over the dates specified in this section.

The State Fire Marshal may adopt regulations exempting dwellings intended for human occupancy with fire sprinkler systems from the provisions of this section, if he or she determines that a smoke detector is not reasonably necessary for fire safety in the occupancy.

Unless prohibited by local rules, regulations, or ordinances, a battery-operated smoke detector which otherwise meets the standards adopted pursuant to Section 13114 for smoke detectors, satisfies the requirements of this section.

(b) "Dwelling units intended for human occupancy," as used in this section, includes a duplex, lodging house, apartment complex, hotel, motel, condominium, stock cooperative, time-share project, or dwelling unit of a multiple-unit dwelling complex. For the purpose of this part, "dwelling units intended for human occupancy" does not include manufactured homes as defined in Section 18007, mobilehomes as defined in Section 18008, and commercial coaches as defined in Section 18001.8.

(c) The owner of each dwelling unit subject to this section shall supply and install smoke detectors required by this section in the locations and in the manner set forth in the manufacturer's instructions, as approved by the State Fire Marshal's regulations. In the case of apartment complexes and other multiple-dwelling complexes, a smoke detector shall be installed in the common stairwells. All fire alarm warning systems supplemental to the smoke detector shall also be listed by the State Fire Marshal.

(d) A high-rise structure, as defined in subdivision (b) of Section 13210 and regulated by Chapter 3 (commencing with Section 13210), and which is used for purposes other than as dwelling units intended for human occupancy, is exempt from the requirements of this section.

(e) The owner shall be responsible for testing and maintaining detectors in hotels, motels, lodging houses, and common stairwells of apartment complexes and other multiple dwelling complexes.

An owner or the owner's agent may enter any dwelling unit, efficiency dwelling unit, guest room, and suite owned by the owner for the purpose of installing, repairing, testing, and maintaining single

station smoke detectors required by this section. Except in cases of emergency, the owner or owner's agent shall give the tenants of each such unit, room, or suite reasonable notice in writing of the intention to enter and shall enter only during normal business hours. Twenty-four hours shall be presumed to be reasonable notice in absence of evidence to the contrary.

The smoke detector shall be operable at the time that the tenant takes possession. The apartment complex tenant shall be responsible for notifying the manager or owner if the tenant becomes aware of an inoperable smoke detector within his or her unit. The owner or authorized agent shall correct any reported deficiencies in the smoke detector and shall not be in violation of this section for a deficient smoke detector when he or she has not received notice of the deficiency.

(f) A violation of this section is an infraction punishable by a maximum fine of two hundred dollars (\$200) for each offense.

(g) This section shall not affect any rights which the parties may have under any other provision of law because of the presence or absence of a smoke detector.

(h) This section shall not apply to the installation of smoke detectors in single-family dwellings or factory-built housing which is regulated by Section 13113.8, as added by Assembly Bill No. 2285 of the 1983-84 Regular Session.

|| **1103.8.5.3** For purposes of clarification, Health and Safety Code Section 13113.8 is repeated.

(a) On and after January 1, 1986, every single-family dwelling and factory-built housing, as defined in Section 19971, which is sold shall have an operable smoke detector. The detector shall be approved and listed by the State Fire Marshal and installed in accordance with the State Fire Marshal's regulations. Unless prohibited by local rules, regulations, or ordinances, a battery-operated smoke detector shall be deemed to satisfy the requirements of this section.

(b) On and after January 1, 1986, the transferor of any real property containing a single-family dwelling, as described in subdivision (a), whether the transfer is made by sale, exchange, or real property sales contract, as defined in Section 2985 of the Civil Code, shall deliver to the transferee a written statement indicating that the transferor is in compliance with this section. The disclosure statement shall be either included in the receipt for deposit in a real estate transaction, an addendum attached thereto, or a separate document.

(c) The transferor shall deliver the statement referred to in subdivision (b) as soon as practicable before the transfer of title in the case of a sale or exchange, or prior to execution of the contract

where the transfer is by a real property sales contract, as defined in Section 2985. or purposes of this subdivision, "delivery" means delivery in person or by mail to the transferee or transferor, or to any person authorized to act for him or her in the transaction, or to additional transferees who have requested delivery from the transferor in writing. Delivery to the spouse of a transferee or transferor shall be deemed delivery to a transferee or transferor, unless the contract states otherwise.

(d) This section does not apply to any of the following:

(1) Transfers which are required to be preceded by the furnishing to a prospective transferee of a copy of a public report pursuant to Section 11018.1 of the Business and Professions Code.

(2) Transfers pursuant to court order, including, but not limited to, transfers ordered by a probate court in the administration of an estate, transfers pursuant to a writ of execution, transfers by a trustee in bankruptcy, transfers by eminent domain, or transfers resulting from a decree for specific performance.

(3) Transfers to a mortgagee by a mortgagor in default, transfers to a beneficiary of a deed of trust by a trustor in default, transfers by any foreclosure sale after default, transfers by any foreclosure sale after default in an obligation secured by a mortgage, or transfers by a sale under a power of sale after a default in an obligation secured by a deed of trust or secured by any other instrument containing a power of sale.

(4) Transfers by a fiduciary in the course of the administration of a decedent's estate, guardianship, conservatorship, or trust.

(5) Transfers from one co-owner to one or more co-owners.

(6) Transfers made to a spouse, or to a person or persons in the lineal line of consanguinity of one or more of the transferors.

(7) Transfers between spouses resulting from a decree of dissolution of a marriage, from a decree of legal separation, or from a property settlement agreement incidental to either of those decrees.

(8) Transfers by the Controller in the course of administering the Unclaimed Property Law provided for in Chapter 7 (commencing with Section 1500) of Title 10 of Part 3 of the Code of Civil Procedure.

(9) Transfers under the provisions of Chapter 7 (commencing with Section 3691) or Chapter 8 (commencing with Section 3771) of Part 6 of Division 1 of the Revenue and Taxation Code.

(e) No liability shall arise, nor any action be brought or maintained against any agent of any

party to a transfer of title, including any person or entity acting in the capacity of an escrow, for any error, inaccuracy, or omission relating to the disclosure required to be made by a transferor pursuant to this section.

However, this subdivision does not apply to a licensee, as defined in Section 10011 of the Business and Professions Code, where the licensee participates in the making of the disclosure required to be made pursuant to this section with actual knowledge of the falsity of the disclosure.

(f) Except as otherwise provided in this section, this section shall not be deemed to create or imply a duty upon a licensee, as defined in Section 10011 of the Business and Professions Code, or upon any agent of any party to a transfer of title, including any person or entity acting in the capacity of an escrow, to monitor or ensure compliance with this section.

(g) No transfer of title shall be invalidated on the basis of a failure to comply with this section, and the exclusive remedy for the failure to comply with this section is an award of actual damages not to exceed one hundred dollars (\$100), exclusive of any court costs and attorney's fees.

(h) Local ordinances requiring smoke detectors in single-family dwellings may be enacted or amended. However, the ordinances shall satisfy the minimum requirements of this section.

(i) For the purposes of this section, "single-family dwelling" does not include a manufactured home as defined in Section 18007, a mobilehome as defined in Section 18008, or a commercial coach as defined in Section 18001.8.

(j) This section shall not apply to the installation of smoke detectors in dwellings intended for human occupancy, as defined in and regulated by Section 13113.7 of the Health and Safety Code, as added by Senate Bill No. 1448 in the 1983-84 Regular Session.

1103.9 Carbon monoxide alarms. Existing Group I or R occupancies located in a building containing a fuel-burning appliance or a building which has an attached garage shall be equipped with single-station carbon monoxide alarms. The carbon monoxide alarms shall be listed as complying with UL 2034, and be installed and maintained in accordance with NFPA 720 and the manufacturer's instructions. An open parking garage, as defined in the *California Building Code*, or an enclosed parking garage ventilated in accordance with Section 404 of the *California Mechanical Code* shall not be deemed to be an attached garage.

Exception: Sleeping units or dwelling units which do not themselves contain a fuel-burning appliance or have an attached garage, but which are located in a building with a fuel-burning appliance or an attached garage, need not be

equipped with single-station carbon monoxide alarms provided that:

1. The sleeping unit or dwelling unit is located more than one story above or below any story that contains a fuel-burning appliance or an attached garage;
2. The sleeping unit or dwelling unit is not connected by duct work or ventilation shafts to any room containing a fuel-burning appliance or to an attached garage; and
3. The building is provided with a common area carbon monoxide alarm system.

SECTION 1104 MEANS OF EGRESS FOR EXISTING BUILDINGS

1104.1 General. Means of egress in existing buildings shall comply with the minimum egress requirements when specified in Table 1103.1 as further enumerated in Sections 1104.2 through 1104.24, and the building code that applied at the time of construction. Where the provisions of this chapter conflict with the building code that applied at the time of construction, the most restrictive provision shall apply. Existing buildings that were not required to comply with a building code at the time of construction shall comply with the minimum egress requirements when specified in Table 1103.1 as further enumerated in Sections 1104.2 through 1104.24.

1104.2 Elevators, escalators and moving walks. Elevators, escalators and moving walks shall not be used as a component of a required means of egress.

Exceptions:

1. Elevators used as an accessible means of egress where allowed by Section 1007.4.
2. Previously approved escalators and moving walks in existing buildings.

1104.3 Exit sign illumination. Exit signs shall be internally or externally illuminated. The face of an exit sign illuminated from an external source shall have an intensity of not less than 5 footcandles (54 lux). Internally illuminated signs shall provide equivalent luminance and be listed for the purpose.

Exception: Approved self-luminous signs that provide evenly illuminated letters shall have a minimum luminance of 0.06 foot-lamberts (0.21 cd/m²).

1104.4 Power source. Where emergency illumination is required in Section 1104.5, exit signs shall be visible under emergency illumination conditions.

Exception: Approved signs that provide continuous illumination independent of external power sources are not required to be connected to an emergency electrical system.

1104.5 Illumination emergency power. The power supply for means of egress illumination shall normally be provided by the premises' electrical supply. In the event of power supply failure, illumination shall be automatically provided from

CONSTRUCTION REQUIREMENTS FOR EXISTING BUILDINGS

an emergency system for the following occupancies where such occupancies require two or more means of egress:

1. Group A having 50 or more occupants.

Exception: Assembly occupancies used exclusively as a place of worship and having an occupant load of less than 300.

2. Group B buildings three or more stories in height, buildings with 100 or more occupants above or below a level of exit discharge serving the occupants or buildings with 1,000 or more total occupants.
3. Group E in interior stairs, corridors, windowless areas with student occupancy, shops and laboratories.
4. Group F having more than 100 occupants.

Exception: Buildings used only during daylight hours which are provided with windows for natural light in accordance with the *California Building Code*.

5. Group I.
6. Group M.

Exception: Buildings less than 3,000 square feet (279 m²) in gross sales area on one story only, excluding mezzanines.

7. Group R-1.

Exception: Where each sleeping unit has direct access to the outside of the building at grade.

8. Group R-2.

Exception: Where each dwelling unit or sleeping unit has direct access to the outside of the building at grade.

9. Group R-4.

Exception: Where each sleeping unit has direct access to the outside of the building at ground level.

1104.5.1 Emergency power duration and installation.

In other than Group I-2, the emergency power system shall provide power for not less than 60 minutes and consist of storage batteries, unit equipment or an on-site generator. In Group I-2, the emergency power system shall provide power for not less than 90 minutes and consist of storage batteries, unit equipment or an on-site generator. The installation of the emergency power system shall be in accordance with Section 604.

1104.6 Guards. Guards complying with this section shall be provided at the open sides of means of egress that are more than 30 inches (762 mm) above the floor or grade below.

1104.6.1 Height of guards. Guards shall form a protective barrier not less than 42 inches (1067 mm) high.

Exceptions:

1. Existing guards on the open side of stairs shall be not less than 30 inches (760 mm) high.
2. Existing guards within dwelling units shall be not less than 36 inches (910 mm) high.
3. Existing guards in assembly seating areas.

1104.6.2 Opening limitations. Open guards shall have balusters or ornamental patterns such that a 6-inch-diameter (152 mm) sphere cannot pass through any opening up to a height of 34 inches (864 mm).

Exceptions:

1. At elevated walking surfaces for access to, and use of, electrical, mechanical or plumbing systems or equipment, guards shall have balusters or be of solid materials such that a sphere with a diameter of 21 inches (533 mm) cannot pass through any opening.
2. In occupancies in Group I-3, F, H or S, the clear distance between intermediate rails measured at right angles to the rails shall not exceed 21 inches (533 mm).
3. Approved existing open guards.

1104.7 Size of doors. The minimum width of each door opening shall be sufficient for the occupant load thereof and shall provide a clear width of not less than 28 inches (711 mm). Where this section requires a minimum clear width of 28 inches (711 mm) and a door opening includes two door leaves without a mullion, one leaf shall provide a clear opening width of 28 inches (711 mm). The maximum width of a swinging door leaf shall be 48 inches (1219 mm) nominal. Means of egress doors in an occupancy in Group I-2 used for the movement of beds shall provide a clear width not less than 41.5 inches (1054 mm). The height of doors shall not be less than 80 inches (2032 mm).

Exceptions:

1. The minimum and maximum width shall not apply to door openings that are not part of the required means of egress in occupancies in Groups R-2 and R-3.
2. Door openings to storage closets less than 10 square feet (0.93 m²) in area shall not be limited by the minimum width.
3. Width of door leaves in revolving doors that comply with Section 1008.1.4.1 shall not be limited.
4. Door openings within a dwelling unit shall not be less than 78 inches (1981 mm) in height.
5. Exterior door openings in dwelling units, other than the required exit door, shall not be less than 76 inches (1930 mm) in height.
6. Exit access doors serving a room not larger than 70 square feet (6.5 m²) shall be not less than 24 inches (610 mm) in door width.

1104.8 Opening force for doors. The opening force for interior side-swinging doors without closers shall not exceed a 5-pound (22 N) force. For other side-swinging, sliding and folding doors, the door latch shall release when subjected to a force of not more than 15 pounds (66 N). The door shall be set in motion when subjected to a force not exceeding 30 pounds (133 N). The door shall swing to a full-open position when subjected to a force of not more than 50 pounds (222 N). Forces shall be applied to the latch side.

1104.9 Revolving doors. Revolving doors shall comply with the following:

1. A revolving door shall not be located within 10 feet (3048 mm) of the foot or top of stairs or escalators. A dispersal area shall be provided between the stairs or escalators and the revolving doors.
2. The revolutions per minute for a revolving door shall not exceed those shown in Table 1104.9.
3. Each revolving door shall have a conforming side-hinged swinging door in the same wall as the revolving door and within 10 feet (3048 mm).

Exceptions:

1. A revolving door is permitted to be used without an adjacent swinging door for street-floor elevator lobbies provided a stairway, escalator or door from other parts of the building does not discharge through the lobby and the lobby does not have any occupancy or use other than as a means of travel between elevators and a street.
2. Existing revolving doors where the number of revolving doors does not exceed the number of swinging doors within 20 feet (6096 mm).

**TABLE 1104.9
REVOLVING DOOR SPEEDS**

INSIDE DIAMETER (feet-inches)	POWER-DRIVEN-TYPE SPEED CONTROL (rpm)	MANUAL-TYPE SPEED CONTROL (rpm)
6-6	11	12
7-0	10	11
7-6	9	11
8-0	9	10
8-6	8	9
9-0	8	9
9-6	7	8
10-0	7	8

For SI: 1 inch = 25.4 mm, 1 foot = 304.8 mm.

1104.9.1 Egress component. A revolving door used as a component of a means of egress shall comply with Section 1104.9 and all of the following conditions:

1. Revolving doors shall not be given credit for more than 50 percent of the required egress capacity.
2. Each revolving door shall be credited with not more than a 50-person capacity.
3. Revolving doors shall be capable of being collapsed when a force of not more than 130 pounds (578 N) is applied within 3 inches (76 mm) of the outer edge of a wing.

1104.10 Stair dimensions for existing stairs. Existing stairs in buildings shall be permitted to remain if the rise does not exceed 8¹/₄ inches (210 mm) and the run is not less than 9 inches (229 mm). Existing stairs can be rebuilt.

Exception: Other stairs approved by the fire code official.

1104.10.1 Dimensions for replacement stairs. The replacement of an existing stairway in a structure shall not be required to comply with the new stairway requirements of Section 1009 where the existing space and construction will not allow a reduction in pitch or slope.

1104.11 Winders. Existing winders shall be allowed to remain in use if they have a minimum tread depth of 6 inches (152 mm) and a minimum tread depth of 9 inches (229 mm) at a point 12 inches (305 mm) from the narrowest edge.

1104.12 Circular stairways. Existing circular stairs shall be allowed to continue in use provided the minimum depth of tread is 10 inches (254 mm) and the smallest radius shall not be less than twice the width of the stairway.

1104.13 Stairway handrails. Stairways shall have handrails on at least one side. Handrails shall be located so that all portions of the stairway width required for egress capacity are within 44 inches (1118 mm) of a handrail.

Exception: Aisle stairs provided with a center handrail are not required to have additional handrails.

1104.13.1 Height. Handrail height, measured above stair tread nosings, shall be uniform, not less than 30 inches (762 mm) and not more than 42 inches (1067 mm).

1104.14 Slope of ramps. Ramp runs utilized as part of a means of egress shall have a running slope not steeper than one unit vertical in 10 units horizontal (10-percent slope). The slope of other ramps shall not be steeper than one unit vertical in eight units horizontal (12.5-percent slope).

1104.15 Width of ramps. Existing ramps are permitted to have a minimum width of 30 inches (762 mm) but not less than the width required for the number of occupants served as determined by Section 1005.1.

1104.16 Fire escape stairs. Fire escape stairs shall comply with Sections 1104.16.1 through 1104.16.7.

1104.16.1 Existing means of egress. Fire escape stairs shall be permitted in existing buildings but shall not constitute more than 50 percent of the required exit capacity.

1104.16.2 Protection of openings. Openings within 10 feet (3048 mm) of fire escape stairs shall be protected by opening protectives having a minimum ³/₄-hour fire protection rating.

Exception: In buildings equipped throughout with an approved automatic sprinkler system, opening protection is not required.

1104.16.3 Dimensions. Fire escape stairs shall meet the minimum width, capacity, riser height and tread depth as specified in Section 1104.10.

1104.16.4 Access. Access to a fire escape stair from a corridor shall not be through an intervening room. Access to a fire escape stair shall be from a door or window meeting the criteria of Section 1005.1. Access to a fire escape stair shall be directly to a balcony, landing or platform. These shall be no higher than the floor or window sill level and no lower than 8 inches (203 mm) below the floor level or 18 inches (457 mm) below the window sill.

1104.16.5 Materials and strength. Components of fire escape stairs shall be constructed of noncombustible materials. Fire escape stairs and balconies shall support the dead load plus a live load of not less than 100 pounds per square foot (4.78 kN/m²). Fire escape stairs and balconies shall be provided with a top and intermediate handrail on each side.

1104.16.5.1 Examination. Fire escape stairs and balconies shall be examined for structural adequacy and safety in accordance with Section 1104.16.5 by a registered design professional or others acceptable to the fire code official every five years, or as required by the fire code official. An inspection report shall be submitted to the fire code official after such examination.

1104.16.6 Termination. The lowest balcony shall not be more than 18 feet (5486 mm) from the ground. Fire escape stairs shall extend to the ground or be provided with counterbalanced stairs reaching the ground.

Exception: For fire escape stairs serving 10 or fewer occupants, an approved fire escape ladder is allowed to serve as the termination.

1104.16.7 Maintenance. Fire escapes shall be kept clear and unobstructed at all times and shall be maintained in good working order.

1104.17 Corridors. Corridors serving an occupant load greater than 30 and the openings therein shall provide an effective barrier to resist the movement of smoke. Transoms, louvers, doors and other openings shall be kept closed or self-closing.

Exceptions:

1. Corridors in occupancies other than in Group H, which are equipped throughout with an approved automatic sprinkler system.
2. Patient room doors in corridors in occupancies in Group I-2 where smoke barriers are provided in accordance with the *California Building Code*.
3. Corridors in occupancies in Group E where each room utilized for instruction or assembly has at least one-half of the required means of egress doors opening directly to the exterior of the building at ground level.
4. Corridors that are in accordance with the *California Building Code*.

1104.17.1 Corridor openings. Openings in corridor walls shall comply with the requirements of the *California Building Code*.

Exceptions:

1. Where 20-minute fire door assemblies are required, solid wood doors at least 1.75 inches (44 mm) thick or insulated steel doors are allowed.
2. Openings protected with fixed wire glass set in steel frames.

3. Openings covered with 0.5-inch (12.7 mm) gypsum wallboard or 0.75-inch (19.1 mm) plywood on the room side.
4. Opening protection is not required when the building is equipped throughout with an approved automatic sprinkler system.

1104.17.2 Dead ends. Where more than one exit or exit access doorway is required, the exit access shall be arranged such that dead ends do not exceed the limits specified in Table 1104.17.2.

Exception: A dead-end passageway or corridor shall not be limited in length where the length of the dead-end passageway or corridor is less than 2.5 times the least width of the dead-end passageway or corridor.

1104.18 Exit access travel distance. Exits shall be located so that the maximum length of exit access travel, measured from the most remote point to an approved exit along the natural and unobstructed path of egress travel, does not exceed the distances given in Table 1104.17.2.

1104.19 Common path of egress travel. The common path of egress travel shall not exceed the distances given in Table 1104.17.2.

1104.20 Stairway discharge identification. An interior exit stairway or ramp which continues below its level of exit discharge shall be arranged and marked to make the direction of egress to a public way readily identifiable.

Exception: Stairs that continue one-half story beyond their levels of exit discharge need not be provided with barriers where the exit discharge is obvious.

1104.21 Exterior stairway protection. Exterior exit stairs shall be separated from the interior of the building as required in Section 1026.6. Openings shall be limited to those necessary for egress from normally occupied spaces.

Exceptions:

1. Separation from the interior of the building is not required for buildings that are two stories or less above grade where the level of exit discharge serving such occupancies is the first story above grade.
2. Separation from the interior of the building is not required where the exterior stairway is served by an exterior balcony that connects two remote exterior stairways or other approved exits, with a perimeter that is not less than 50 percent open. To be considered open, the opening shall be a minimum of 50 percent of the height of the enclosing wall, with the top of the opening not less than 7 feet (2134 mm) above the top of the balcony.
3. Separation from the interior of the building is not required for an exterior stairway located in a building or structure that is permitted to have unenclosed interior stairways in accordance with Section 1022.
4. Separation from the interior of the building is not required for exterior stairways connected to open-ended corridors, provided that:

- 4.1. The building, including corridors and stairs, is equipped throughout with an automatic sprinkler system in accordance with Section 903.3.1.1 or 903.3.1.2.
- 4.2. The open-ended corridors comply with Section 1018.
- 4.3. The open-ended corridors are connected on each end to an exterior exit stairway complying with Section 1026.
- 4.4. At any location in an open-ended corridor where a change of direction exceeding 45 degrees (0.79 rad) occurs, a clear opening of not less than 35 square feet (3 m²) or an exterior stairway shall be provided. Where clear openings are provided, they shall be

located so as to minimize the accumulation of smoke or toxic gases.

1104.22 Minimum aisle width. The minimum clear width of aisles shall be:

1. Forty-two inches (1067 mm) for aisle stairs having seating on each side.
Exception: Thirty-six inches (914 mm) where the aisle serves less than 50 seats.
2. Thirty-six inches (914 mm) for stepped aisles having seating on only one side.
Exception: Thirty inches (760 mm) for catchment areas serving not more than 60 seats.
3. Twenty inches (508 mm) between a stepped aisle handrail or guard and seating when the aisle is subdivided by the handrail.

**TABLE 1104.17.2
COMMON PATH, DEAD-END AND TRAVEL DISTANCE LIMITS (by occupancy)**

OCCUPANCY	COMMON PATH LIMIT		DEAD-END LIMIT		TRAVEL DISTANCE LIMIT	
	Unsprinklered (feet)	Sprinklered (feet)	Unsprinklered (feet)	Sprinklered (feet)	Unsprinklered (feet)	Sprinklered (feet)
Group A	20/75 ^a	20/75 ^a	20 ^b	20 ^b	200	250
Group B ^f	75	100	50	50	200	300
Group E	75	75	20	50	200	250
Group F-1, S-1 ^{d, f}	75	100	50	50	200	250
Group F-2, S-2 ^{d, f}	75	100	50	50	300	400
Group H-1	25	25	0	0	75	75
Group H-2	50	100	0	0	75	100
Group H-3	50	100	20	20	100	150
Group H-4	75	75	20	20	150	175
Group H-5	75	75	20	50	150	200
Group I-1	75	75	20	50	200	250
Group I-2 (Health care)	NR ^e	NR ^e	NR	NR	150	200 ^e
Group I-3 (Detention and correctional—Use Conditions II, III, IV, V)	100	100	NR	NR	150 ^e	200 ^e
Group I-4 (Day care centers)	NR	NR	20	20	200	250
Group M (Covered or open mall)	75	100	50	50	200	400
Group M (Mercantile)	75	100	50	50	200	250
Group R-1 (Hotels)	75	75	50	50	200	250
Group R-2 (Apartments)	75	125	50	50	200	250
Group R-3 (One- and two-family)	NR	NR	NR	NR	NR	NR
Group R-4 (Residential care/assisted living)	NR	NR	NR	NR	NR	NR
Group U ^f	75	100	20	50	300	400

NR = No requirements.

For SI: 1 foot = 304.8 mm, 1 square foot = 0.0929 m².

- a. 20 feet for common path serving 50 or more persons; 75 feet for common path serving less than 50 persons.
- b. See Section 1028.9.5 for dead-end aisles in Group A occupancies.
- c. This dimension is for the total travel distance, assuming incremental portions have fully utilized their allowable maximums. For travel distance within the room, and from the room exit access door to the exit, see the appropriate occupancy chapter.
- d. See the *California Building Code* for special requirements on spacing of doors in aircraft hangars.
- e. Any patient sleeping room, or any suite that includes patient sleeping rooms, of more than 1,000 square feet shall have at least two exit access doors placed a distance apart equal to not less than one-third of the length of the maximum overall diagonal dimension of the patient sleeping room or suite to be served, measured in a straight line between exit access doors.
- f. Where a tenant space in Group B, S and U occupancies has an occupant load of not more than 30, the length of a common path of egress travel shall not be more than 100 feet.

CONSTRUCTION REQUIREMENTS FOR EXISTING BUILDINGS

4. Forty-two inches (1067 mm) for level or ramped aisles having seating on both sides.

Exception: Thirty-six inches (914 mm) where the aisle serves less than 50 seats.

5. Thirty-six inches (914 mm) for level or ramped aisles having seating on only one side.

Exception: Thirty inches (760 mm) for catchment areas serving not more than 60 seats.

6. Twenty-three inches (584 mm) between a stepped stair handrail and seating where an aisle does not serve more than five rows on one side.

1104.23 Stairway floor number signs. Existing stairs shall be marked in accordance with Section 1022.9.

1104.24 Egress path markings. Existing high-rise buildings of Group A, B, E, I, M and R-1 occupancies shall be provided with luminous *egress* path markings in accordance with Section 1024.

Exception: Open, unenclosed stairwells in historic buildings designated as historic under a state or local historic preservation program.

SECTION 1105 REQUIREMENTS FOR OUTDOOR OPERATIONS

1105.1 Tire storage yards. Existing tire storage yards shall be provided with fire apparatus access roads in accordance with Sections 1105.1.1 and 1105.1.2.

1105.1.1 Access to piles. Access roadways shall be within 150 feet (45 720 mm) of any point in the storage yard where storage piles are located, at least 20 feet (6096 mm) from any storage pile.

1105.1.2 Location within piles. Fire apparatus access roads shall be located within all pile clearances identified in Section 3405.4 and within all fire breaks required in Section 3405.5.

SECTION 1106 GROUP A PUBLIC ADDRESS SYSTEM

1106.1 Group A occupancy public address system. Existing buildings or structures intended for public assemblies of 10,000 or more persons, which, on or after January 1, 1991, have or subsequently have installed a public address system, shall have an emergency backup power system for the public address system.

**CHAPTERS 12 through 19
RESERVED**



CALIFORNIA FIRE CODE – MATRIX ADOPTION TABLE

CHAPTER 20 – AVIATION FACILITIES

(Matrix Adoption Tables are non-regulatory, intended only as an aid to the user.
See Chapter 1 for state agency authority and building applications.)

Adopting Agency	BSC	SFM		HCD			DSA		OSHDP				BSCC	DHS	AGR	DWR	CEC	CA	SL	SLC
		T-24	T-19*	1	2	1/AC	AC	SS	1	2	3	4								
Adopt Entire Chapter		X																		
Adopt Entire Chapter as amended (amended sections listed below)																				
Adopt only those sections that are listed below																				
[California Code of Regulations, Title 19, Division 1]																				
Chapter / Section																				

* The *California Code of Regulations* (CCR), Title 19, Division 1 provisions that are found in the *California Fire Code* are a reprint from the current CCR, Title 19, Division 1 text for the code user's convenience only. The scope, applicability and appeals procedures of CCR, Title 19, Division I remain the same.

Part IV—Special Occupancies and Operations

CHAPTER 20

AVIATION FACILITIES

SECTION 2001 GENERAL

2001.1 Scope. Airports, heliports, helistops and aircraft hangars shall be in accordance with this chapter.

2001.2 Regulations not covered. Regulations not specifically contained herein pertaining to airports, aircraft maintenance, aircraft hangars and appurtenant operations shall be in accordance with nationally recognized standards.

2001.3 Permits. For permits to operate aircraft-refueling vehicles, application of flammable or combustible finishes and hot work, see Section 105.6.

SECTION 2002 DEFINITIONS

2002.1 Definitions. The following terms are defined in Chapter 2:

AIRCRAFT OPERATION AREA (AOA).

AIRPORT.

HELIPORT.

HELISTOP.

SECTION 2003 GENERAL PRECAUTIONS

2003.1 Sources of ignition. Open flames, flame-producing devices and other sources of ignition shall not be permitted in

a hangar, except in approved locations or in any location within 50 feet (15 240 mm) of an aircraft-fueling operation.

2003.2 Smoking. Smoking shall be prohibited in aircraft-refueling vehicles, aircraft hangars and aircraft operation areas used for cleaning, paint removal, painting operations or fueling. "No Smoking" signs shall be provided in accordance with Section 310.

Exception: Designated and approved smoking areas.

2003.3 Housekeeping. The aircraft operation area (AOA) and related areas shall be kept free from combustible debris at all times.

2003.4 Fire department access. Fire apparatus access roads shall be provided and maintained in accordance with Chapter 5. Fire apparatus access roads and aircraft parking positions shall be designed in a manner so as to preclude the possibility of fire vehicles traveling under any portion of a parked aircraft.

2003.5 Dispensing of flammable and combustible liquids. The dispensing, transferring and storage of flammable and combustible liquids shall be in accordance with this chapter and Chapter 57. Aircraft motor vehicle fuel-dispensing facilities shall be in accordance with Chapter 23.

2003.6 Combustible storage. Combustible materials stored in aircraft hangars shall be stored in approved locations and containers.

2003.7 Hazardous material storage. Hazardous materials shall be stored in accordance with Chapter 50.

**SECTION 2004
AIRCRAFT MAINTENANCE**

2004.1 Transferring flammable and combustible liquids. Flammable and combustible liquids shall not be dispensed into or removed from a container, tank, vehicle or aircraft except in approved locations.

2004.2 Application of flammable and combustible liquid finishes. The application of flammable or Class II combustible liquid finishes is prohibited unless both of the following conditions are met:

1. The application of the liquid finish is accomplished in an approved location.
2. The application methods and procedures are in accordance with Chapter 24.

2004.3 Cleaning parts. Class IA flammable liquids shall not be used to clean aircraft, aircraft parts or aircraft engines. Cleaning with other flammable and combustible liquids shall be in accordance with Section 5705.3.6.

2004.4 Spills. This section shall apply to spills of flammable and combustible liquids and other hazardous materials. Fuel spill control shall also comply with Section 2006.11.

2004.4.1 Cessation of work. Activities in the affected area not related to the mitigation of the spill shall cease until the spilled material has been removed or the hazard has been mitigated.

2004.4.2 Vehicle movement. Aircraft or other vehicles shall not be moved through the spill area until the spilled material has been removed or the hazard has been mitigated.

2004.4.3 Mitigation. Spills shall be reported, documented and mitigated in accordance with the provisions of this chapter and Section 5003.3.

2004.5 Running engines. Aircraft engines shall not be run in aircraft hangars except in approved engine test areas.

2004.6 Open flame. Repairing of aircraft requiring the use of open flames, spark-producing devices or the heating of parts above 500°F (260°C) shall only be done outdoors or in an area complying with the provisions of the *California Building Code* for a Group F-1 occupancy.

**SECTION 2005
PORTABLE FIRE EXTINGUISHERS**

2005.1 General. Portable fire extinguishers suitable for flammable or combustible liquid and electrical-type fires shall be provided as specified in Sections 2005.2 through 2005.6 and Section 906. Extinguishers required by this section shall be inspected and maintained in accordance with Section 906.

2005.2 On towing vehicles. Vehicles used for towing aircraft shall be equipped with a minimum of one listed portable fire extinguisher complying with Section 906 and having a minimum rating of 20-B:C.

2005.3 On welding apparatus. Welding apparatus shall be equipped with a minimum of one listed portable fire extinguisher complying with Section 906 and having a minimum rating of 2-A:20-B:C.

guisher complying with Section 906 and having a minimum rating of 2-A:20-B:C.

2005.4 On aircraft fuel-servicing tank vehicles. Aircraft fuel-servicing tank vehicles shall be equipped with a minimum of two listed portable fire extinguishers complying with Section 906, each having a minimum rating of 20-B:C. A portable fire extinguisher shall be readily accessible from either side of the vehicle.

2005.5 On hydrant fuel-servicing vehicles. Hydrant fuel-servicing vehicles shall be equipped with a minimum of one listed portable fire extinguisher complying with Section 906, and having a minimum rating of 20-B:C.

2005.6 At fuel-dispensing stations. Portable fire extinguishers at fuel-dispensing stations shall be located such that pumps or dispensers are not more than 75 feet (22 860 mm) from one such extinguisher. Fire extinguishers shall be provided as follows:

1. Where the open-hose discharge capacity of the fueling system is not more than 200 gallons per minute (13 L/s), a minimum of two listed portable fire extinguishers complying with Section 906 and having a minimum rating of 20-B:C shall be provided.
2. Where the open-hose discharge capacity of the fueling system is more than 200 gallons per minute (13 L/s) but not more than 350 gallons per minute (22 L/s), a minimum of one listed wheeled extinguisher complying with Section 906 and having a minimum extinguishing rating of 80-B:C, and a minimum agent capacity of 125 pounds (57 kg), shall be provided.
3. Where the open-hose discharge capacity of the fueling system is more than 350 gallons per minute (22 L/s), a minimum of two listed wheeled extinguishers complying with Section 906 and having a minimum rating of 80-B:C each, and a minimum capacity agent of 125 pounds (57 kg) of each, shall be provided.

2005.7 Fire extinguisher access. Portable fire extinguishers required by this chapter shall be accessible at all times. Where necessary, provisions shall be made to clear accumulations of snow, ice and other forms of weather-induced obstructions.

2005.7.1 Cabinets. Cabinets and enclosed compartments used to house portable fire extinguishers shall be clearly marked with the words FIRE EXTINGUISHER in letters at least 2 inches (51 mm) high. Cabinets and compartments shall be readily accessible at all times.

2005.8 Reporting use. Use of a fire extinguisher under any circumstances shall be reported to the manager of the airport and the fire code official immediately after use.

**SECTION 2006
AIRCRAFT FUELING**

2006.1 Aircraft motor vehicle fuel-dispensing facilities. Aircraft motor vehicle fuel-dispensing facilities shall be in accordance with Chapter 23.

2006.2 Airport fuel systems. Airport fuel systems shall be designed and constructed in accordance with NFPA 407.

2006.3 Construction of aircraft-fueling vehicles and accessories. Aircraft-fueling vehicles shall comply with this section and shall be designed and constructed in accordance with NFPA 407.

2006.3.1 Transfer apparatus. Aircraft-fueling vehicles shall be equipped and maintained with an approved transfer apparatus.

2006.3.1.1 Internal combustion type. Where such transfer apparatus is operated by an individual unit of the internal-combustion-motor type, such power unit shall be located as remotely as practicable from pumps, piping, meters, air eliminators, water separators, hose reels and similar equipment, and shall be housed in a separate compartment from any of the aforementioned items. The fuel tank in connection therewith shall be suitably designed and installed, and the maximum fuel capacity shall not exceed 5 gallons (19 L) where the tank is installed on the engine. The exhaust pipe, muffler and tail pipe shall be shielded.

2006.3.1.2 Gear operated. Where operated by gears or chains, the gears, chains, shafts, bearings, housing and all parts thereof shall be of an approved design and shall be installed and maintained in an approved manner.

2006.3.1.3 Vibration isolation. Flexible connections for the purpose of eliminating vibration are allowed if the material used therein is designed, installed and maintained in an approved manner, provided such connections do not exceed 24 inches (610 mm) in length.

2006.3.2 Pumps. Pumps of a positive-displacement type shall be provided with a bypass relief valve set at a pressure of not more than 35 percent in excess of the normal working pressure of such unit. Such units shall be equipped and maintained with a pressure gauge on the discharge side of the pump.

2006.3.3 Dispensing hoses and nozzles. Hoses shall be designed for the transferring of hydrocarbon liquids and shall not be any longer than necessary to provide efficient fuel transfer operations. Hoses shall be equipped with an approved shutoff nozzle. Fuel-transfer nozzles shall be self-closing and designed to be actuated by hand pressure only. Notches and other devices shall not be used for holding a nozzle valve handle in the open position. Nozzles shall be equipped with a bonding cable complete with proper attachment for aircraft to be serviced.

2006.3.4 Protection of electrical equipment. Electric wiring, switches, lights and other sources of ignition, when located in a compartment housing piping, pumps, air eliminators, water separators, hose reels or similar equipment, shall be enclosed in a vapor-tight housing. Electrical motors located in such a compartment shall be of a type approved for use as specified in NFPA 70.

2006.3.5 Venting of equipment compartments. Compartments housing piping, pumps, air eliminators, water separators, hose reels and similar equipment shall be adequately ventilated at floor level or within the floor itself.

2006.3.6 Accessory equipment. Ladders, hose reels and similar accessory equipment shall be of an approved type and constructed substantially as follows:

1. Ladders constructed of noncombustible material are allowed to be used with or attached to aircraft-fueling vehicles, provided the manner of attachment or use of such ladders is approved and does not constitute an additional fire or accident hazard in the operation of such fueling vehicles.
2. Hose reels used in connection with fueling vehicles shall be constructed of noncombustible materials and shall be provided with a packing gland or other device which will preclude fuel leakage between reels and fuel manifolds.

2006.3.7 Electrical bonding provisions. Transfer apparatus shall be metallically interconnected with tanks, chassis, axles and springs of aircraft-fueling vehicles.

2006.3.7.1 Bonding cables. Aircraft-fueling vehicles shall be provided and maintained with a substantial heavy-duty electrical cable of sufficient length to be bonded to the aircraft to be serviced. Such cable shall be metallically connected to the transfer apparatus or chassis of the aircraft-fueling vehicle on one end and shall be provided with a suitable metal clamp on the other end, to be fixed to the aircraft.

2006.3.7.2 Bonding cable protection. The bonding cable shall be bare or have a transparent protective sleeve and be stored on a reel or in a compartment provided for no other purpose. It shall be carried in such a manner that it will not be subjected to sharp kinks or accidental breakage under conditions of general use.

2006.3.8 Smoking. Smoking in aircraft-fueling vehicles is prohibited. Signs to this effect shall be conspicuously posted in the driver's compartment of all fueling vehicles.

2006.3.9 Smoking equipment. Smoking equipment such as cigarette lighters and ash trays shall not be provided in aircraft-fueling vehicles.

2006.4 Operation, maintenance and use of aircraft-fueling vehicles. The operation, maintenance and use of aircraft-fueling vehicles shall be in accordance with Sections 2006.4.1 through 2006.4.4 and other applicable provisions of this chapter.

2006.4.1 Proper maintenance. Aircraft-fueling vehicles and all related equipment shall be properly maintained and kept in good repair. Accumulations of oil, grease, fuel and other flammable or combustible materials is prohibited. Maintenance and servicing of such equipment shall be accomplished in approved areas.

2006.4.2 Vehicle integrity. Tanks, pipes, hoses, valves and other fuel delivery equipment shall be maintained leak free at all times.

2006.4.3 Removal from service. Aircraft-fueling vehicles and related equipment which are in violation of Section 2006.4.1 or 2006.4.2 shall be immediately defueled and removed from service and shall not be returned to service until proper repairs have been made.

2006.4.4 Operators. Aircraft-fueling vehicles that are operated by a person, firm or corporation other than the permittee or the permittee's authorized employee shall be provided with a legible sign visible from outside the vehicle showing the name of the person, firm or corporation operating such unit.

2006.5 Fueling and defueling. Aircraft-fueling and defueling operations shall be in accordance with Sections 2006.5.1 through 2006.5.5.

2006.5.1 Positioning of aircraft-fueling vehicles. Aircraft-fueling vehicles shall not be located, parked or permitted to stand in a position where such unit would obstruct egress from an aircraft should a fire occur during fuel-transfer operations. Aircraft-fueling vehicles shall not be located, parked or permitted to stand under any portion of an aircraft.

Exception: Aircraft-fueling vehicles shall be allowed to be located under aircraft wings during underwing fueling of turbine-engine powered aircraft.

2006.5.1.1 Fueling vehicle egress. A clear path shall be maintained for aircraft-fueling vehicles to provide for prompt and timely egress from the fueling area.

2006.5.1.2 Aircraft vent openings. A clear space of at least 10 feet (3048 mm) shall be maintained between aircraft fuel-system vent openings and any part or portion of an aircraft-fueling vehicle.

2006.5.1.3 Parking. Prior to leaving the cab, the aircraft-fueling vehicle operator shall ensure that the parking brake has been set. At least two chock blocks not less than 5 inches by 5 inches by 12 inches (127 mm by 127 mm by 305 mm) in size and dished to fit the contour of the tires shall be utilized and positioned in such a manner as to preclude movement of the vehicle in any direction.

2006.5.2 Electrical bonding. Aircraft-fueling vehicles shall be electrically bonded to the aircraft being fueled or defueled. Bonding connections shall be made prior to making fueling connections and shall not be disconnected until the fuel-transfer operations are completed and the fueling connections have been removed.

Where a hydrant service vehicle or cart is used for fueling, the hydrant coupler shall be connected to the hydrant system prior to bonding the fueling equipment to the aircraft.

2006.5.2.1 Conductive hose. In addition to the bonding cable required by Section 2006.5.2, conductive hose shall be used for all fueling operations.

2006.5.2.2 Bonding conductors on transfer nozzles. Transfer nozzles shall be equipped with approved bonding conductors which shall be clipped or otherwise positively engaged with the bonding attachment provided on the aircraft adjacent to the fuel tank cap prior to removal of the cap.

Exception: In the case of overwing fueling where no appropriate bonding attachment adjacent to the fuel fill port has been provided on the aircraft, the

fueling operator shall touch the fuel tank cap with the nozzle spout prior to removal of the cap. The nozzle shall be kept in contact with the fill port until fueling is completed.

2006.5.2.3 Funnels. Where required, metal funnels are allowed to be used during fueling operations. Direct contact between the fueling receptacle, the funnel and the fueling nozzle shall be maintained during the fueling operation.

2006.5.3 Training. Aircraft-fueling vehicles shall be attended and operated only by persons instructed in methods of proper use and operation and who are qualified to use such fueling vehicles in accordance with minimum safety requirements.

2006.5.3.1 Fueling hazards. Fuel-servicing personnel shall know and understand the hazards associated with each type of fuel dispensed by the airport fueling-system operator.

2006.5.3.2 Fire safety training. Employees of fuel agents who fuel aircraft, accept fuel shipments or otherwise handle fuel shall receive approved fire safety training.

2006.5.3.2.1 Fire extinguisher training. Fuel-servicing personnel shall receive approved training in the operation of fire-extinguishing equipment.

2006.5.3.2.2 Documentation. The airport fueling-system operator shall maintain records of all training administered to its employees. These records shall be made available to the fire code official on request.

2006.5.4 Transfer personnel. During fuel-transfer operations, a qualified person shall be in control of each transfer nozzle and another qualified person shall be in immediate control of the fuel-pumping equipment to shut off or otherwise control the flow of fuel from the time fueling operations are begun until they are completed.

Exceptions:

1. For underwing refueling, the person stationed at the point of fuel intake is not required.
2. For overwing refueling, the person stationed at the fuel pumping equipment shall not be required where the person at the fuel dispensing device is within 75 feet (22 800 mm) of the emergency shutoff device; is not on the wing of the aircraft and has a clear and unencumbered path to the fuel pumping equipment; and the fuel dispensing line does not exceed 50 feet (15 240 mm) in length.

The fueling operator shall monitor the panel of the fueling equipment and the aircraft control panel during pressure fueling or shall monitor the fill port during overwing fueling.

2006.5.5 Fuel flow control. Fuel flow-control valves shall be operable only by the direct hand pressure of the operator. Removal of the operator's hand pressure shall cause an immediate cessation of the flow of fuel.

2006.6 Emergency fuel shutoff. Emergency fuel shutoff controls and procedures shall comply with Sections 2006.6.1 through 2006.6.4.

2006.6.1 Accessibility. Emergency fuel shutoff controls shall be readily accessible at all times when the fueling system is being operated.

2006.6.2 Notification of the fire department. The fueling-system operator shall establish a procedure by which the fire department will be notified in the event of an activation of an emergency fuel shutoff control.

2006.6.3 Determining cause. Prior to reestablishment of normal fuel flow, the cause of fuel shutoff conditions shall be determined and corrected.

2006.6.4 Testing. Emergency fuel shutoff devices shall be operationally tested at intervals not exceeding three months. The fueling-system operator shall maintain suitable records of these tests.

2006.7 Protection of hoses. Before an aircraft-fueling vehicle is moved, fuel transfer hoses shall be properly placed on the approved reel or in the compartment provided, or stored on the top decking of the fueling vehicle if proper height rail is provided for security and protection of such equipment. Fuel-transfer hose shall not be looped or draped over any part of the fueling vehicle, except as herein provided. Fuel-transfer hose shall not be dragged when such fueling vehicle is moved from one fueling position to another.

2006.8 Loading and unloading. Aircraft-fueling vehicles shall be loaded only at an approved loading rack. Such loading racks shall be in accordance with Section 5706.5.1.12.

Exceptions:

1. Aircraft-refueling units may be loaded from the fuel tanks of an aircraft during defueling operations.
2. Fuel transfer between tank vehicles is allowed to be performed in accordance with Section 5706.6 when the operation is at least 200 feet (60 960 mm) from an aircraft.

The fuel cargo of such units shall be unloaded only by approved transfer apparatus into the fuel tanks of aircraft, underground storage tanks or approved gravity storage tanks.

2006.9 Passengers. Passenger traffic is allowed during the time fuel transfer operations are in progress, provided the following provisions are strictly enforced by the owner of the aircraft or the owner's authorized employee:

1. Smoking and producing an open flame in the cabin of the aircraft or the outside thereof within 50 feet (15 240 mm) of such aircraft shall be prohibited.

A qualified employee of the aircraft owner shall be responsible for seeing that the passengers are not allowed to smoke when remaining aboard the aircraft or while going across the ramp from the gate to such aircraft, or vice versa.

2. Passengers shall not be permitted to linger about the plane, but shall proceed directly between the loading gate and the aircraft.

3. Passenger loading stands or walkways shall be left in loading position until all fuel transfer operations are completed.

4. Fuel transfer operations shall not be performed on the main exit side of any aircraft containing passengers except when the owner of such aircraft or a capable and qualified employee of such owner remains inside the aircraft to direct and assist the escape of such passengers through regular and emergency exits in the event fire should occur during fuel transfer operations.

2006.10 Sources of ignition. Smoking and producing open flames within 50 feet (15 240 mm) of a point where fuel is being transferred shall be prohibited. Electrical and motor-driven devices shall not be connected to or disconnected from an aircraft at any time fueling operations are in progress on such aircraft.

2006.11 Fuel spill prevention and procedures. Fuel spill prevention and the procedures for handling spills shall comply with Sections 2006.11.1 through 2006.11.7.

2006.11.1 Fuel-service equipment maintenance. Aircraft fuel-servicing equipment shall be maintained and kept free from leaks. Fuel-servicing equipment that malfunctions or leaks shall not be continued in service.

2006.11.2 Transporting fuel nozzles. Fuel nozzles shall be carried utilizing appropriate handles. Dragging fuel nozzles along the ground shall be prohibited.

2006.11.3 Drum fueling. Fueling from drums or other containers having a capacity greater than 5 gallons (19 L) shall be accomplished with the use of an approved pump.

2006.11.4 Fuel spill procedures. The fueling-system operator shall establish procedures to follow in the event of a fuel spill. These procedures shall be comprehensive and shall provide for at least all of the following:

1. Upon observation of a fuel spill, the aircraft-fueling operator shall immediately stop the delivery of fuel by releasing hand pressure from the fuel flow-control valve.
2. Failure of the fuel control valve to stop the continued spillage of fuel shall be cause for the activation of the appropriate emergency fuel shutoff device.
3. A supervisor for the fueling-system operator shall respond to the fuel spill area immediately.

2006.11.5 Notification of the fire department. The fire department shall be notified of any fuel spill which is considered a hazard to people or property or which meets one or more of the following criteria:

1. Any dimension of the spill is greater than 10 feet (3048 mm).
2. The spill area is greater than 50 square feet (4.65 m²).
3. The fuel flow is continuous in nature.

2006.11.6 Investigation required. An investigation shall be conducted by the fueling-system operator of all spills requiring notification of the fire department. The investigation shall provide conclusive proof of the cause and verification of the appropriate use of emergency procedures.

Where it is determined that corrective measures are necessary to prevent future incidents of the same nature, they shall be implemented immediately.

2006.11.7 Multiple fuel delivery vehicles. Simultaneous delivery of fuel from more than one aircraft-fueling vehicle to a single aircraft-fueling manifold is prohibited unless proper backflow prevention devices are installed to prevent fuel flow into the tank vehicles.

2006.12 Aircraft engines and heaters. Operation of aircraft onboard engines and combustion heaters shall be terminated prior to commencing fuel service operations and shall remain off until the fuel-servicing operation is completed.

Exception: In an emergency, a single jet engine is allowed to be operated during fuel servicing where all of the following conditions are met:

1. The emergency shall have resulted from an onboard failure of the aircraft's auxiliary power unit.
2. Restoration of auxiliary power to the aircraft by ground support services is not available.
3. The engine to be operated is either at the rear of the aircraft or on the opposite side of the aircraft from the fuel service operation.
4. The emergency operation is in accordance with a written procedure approved by the fire code official.

2006.13 Vehicle and equipment restrictions. During aircraft-fueling operations, only the equipment actively involved in the fueling operation is allowed within 50 feet (15 240 mm) of the aircraft being fueled. Other equipment shall be prohibited in this area until the fueling operation is complete.

Exception: Aircraft-fueling operations utilizing single-point refueling with a sealed, mechanically locked fuel line connection and the fuel is not a Class I flammable liquid.

A clear space of at least 10 feet (3048 mm) shall be maintained between aircraft fuel-system vent openings and any part or portion of aircraft-servicing vehicles or equipment.

2006.13.1 Overwing fueling. Vehicles or equipment shall not be allowed beneath the trailing edge of the wing when aircraft fueling takes place over the wing and the aircraft fuel-system vents are located on the upper surface of the wing.

2006.14 Electrical equipment. Electrical equipment, including but not limited to, battery chargers, ground or auxiliary power units, fans, compressors or tools, shall not be operated, nor shall they be connected or disconnected from their power source, during fuel service operations.

2006.14.1 Other equipment. Electrical or other spark-producing equipment shall not be used within 10 feet (3048 mm) of fueling equipment, aircraft fill or vent points, or spill areas unless that equipment is intrinsically safe and approved for use in an explosive atmosphere.

2006.15 Open flames. Open flames and open-flame devices are prohibited within 50 feet (15 240 mm) of any aircraft fuel-servicing operation or fueling equipment.

2006.15.1 Other areas. The fire code official is authorized to establish other locations where open flames and open-flame devices are prohibited.

2006.15.2 Matches and lighters. Personnel assigned to and engaged in fuel-servicing operations shall not carry matches or lighters on or about their person. Matches or lighters shall be prohibited in, on or about aircraft-fueling equipment.

2006.16 Lightning procedures. The fire code official is authorized to require the airport authority and the fueling-system operator to establish written procedures to follow when lightning flashes are detected on or near the airport. These procedures shall establish criteria for the suspension and resumption of aircraft-fueling operations.

2006.17 Fuel-transfer locations. Aircraft fuel-transfer operations shall be prohibited indoors.

Exception: In aircraft hangars built in accordance with the provisions of the *California Building Code* for Group F-1 occupancies, aircraft fuel-transfer operations are allowed where:

1. Necessary to accomplish aircraft fuel-system maintenance operations. Such operations shall be performed in accordance with nationally recognized standards; or
2. The fuel being used has a flash point greater than 100°F (37.8°C).

2006.17.1 Position of aircraft. Aircraft being fueled shall be positioned such that any fuel system vents and other fuel tank openings are a minimum of:

1. Twenty-five feet (7620 mm) from buildings or structures other than jet bridges; and
2. Fifty feet (15 240 mm) from air intake vents for boiler, heater or incinerator rooms.

2006.17.2 Fire equipment access. Access for fire service equipment to aircraft shall be maintained during fuel-servicing operations.

2006.18 Defueling operations. The requirements for fueling operations contained in this section shall also apply to aircraft defueling operations. Additional procedures shall be established by the fueling-system operator to prevent overfilling of the tank vehicle used in the defueling operation.

2006.19 Maintenance of aircraft-fueling hose. Aircraft-fueling hoses shall be maintained in accordance with Sections 2006.19.1 through 2006.19.4.

2006.19.1 Inspections. Hoses used to fuel or defuel aircraft shall be inspected periodically to ensure their serviceability and suitability for continued service. The fuel-service operator shall maintain records of all tests and inspections performed on fueling hoses. Hoses found to be defective or otherwise damaged shall be immediately removed from service.

2006.19.1.1 Daily inspection. Each hose shall be inspected daily. This inspection shall include a complete visual scan of the exterior for evidence of damage,

blistering or leakage. Each coupling shall be inspected for evidence of leaks, slippage or misalignment.

2006.19.1.2 Monthly inspection. A more thorough inspection, including pressure testing, shall be accomplished for each hose on a monthly basis. This inspection shall include examination of the fuel delivery inlet screen for rubber particles, which indicates problems with the hose lining.

2006.19.2 Damaged hose. Hose that has been subjected to severe abuse shall be immediately removed from service. Such hoses shall be hydrostatically tested prior to being returned to service.

2006.19.3 Repairing hose. Hoses are allowed to be repaired by removing the damaged portion and recoupling the undamaged end. When recoupling hoses, only couplings designed and approved for the size and type of hose in question shall be used. Hoses repaired in this manner shall be visually inspected and hydrostatically tested prior to being placed back in service.

2006.19.4 New hose. New hose shall be visually inspected prior to being placed into service.

2006.20 Aircraft fuel-servicing vehicles parking. Unattended aircraft fuel-servicing vehicles shall be parked in areas that provide for both the unencumbered dispersal of vehicles in the event of an emergency and the control of leakage such that adjacent buildings and storm drains are not contaminated by leaking fuel.

2006.20.1 Parking area design. Parking areas for tank vehicles shall be designed and utilized such that a clearance of 10 feet (3048 mm) is maintained between each parked vehicle for fire department access. In addition, a minimum clearance of 50 feet (15 240 mm) shall be maintained between tank vehicles and parked aircraft and structures other than those used for the maintenance and/or garaging of aircraft fuel-servicing vehicles.

2006.21 Radar equipment. Aircraft fuel-servicing operations shall be prohibited while the weather-mapping radar of that aircraft is operating.

Aircraft fuel-servicing or other operations in which flammable liquids, vapors or mists may be present shall not be conducted within 300 feet (91 440 mm) of an operating aircraft surveillance radar.

Aircraft fuel-servicing operations shall not be conducted within 300 feet (91 440 mm) of airport flight traffic surveillance radar equipment.

Aircraft fuel-servicing or other operations in which flammable liquids, vapors or mists may be present shall not be conducted within 100 feet (30 480 mm) of airport ground traffic surveillance radar equipment.

2006.21.1 Direction of radar beams. The beam from ground radar equipment shall not be directed toward fuel storage or loading racks.

Exceptions:

1. Fuel storage and loading racks in excess of 300 feet (91 440 mm) from airport flight traffic surveillance equipment.
2. Fuel storage and loading racks in excess of 100 feet (30 480 mm) from airport ground traffic surveillance equipment.

**SECTION 2007
HELISTOPS AND HELIPORTS**

2007.1 General. Helistops and heliports shall be maintained in accordance with Sections 2007.2 through 2007.8. Helistops and heliports on buildings shall be constructed in accordance with the *California Building Code*.

2007.2 Clearances. The touchdown area shall be surrounded on all sides by a clear area having minimum average width at roof level of 15 feet (4572 mm) but no width less than 5 feet (1524 mm). The clear area shall be maintained.

2007.3 Flammable and Class II combustible liquid spillage. Landing areas on structures shall be maintained so as to confine flammable or Class II combustible liquid spillage to the landing area itself, and provisions shall be made to drain such spillage away from exits or stairways serving the helicopter landing area or from a structure housing such exit or stairway.

2007.4 Exits. Exits and stairways shall be maintained in accordance with Section 412.7 of the *California Building Code*.

2007.5 Standpipe systems. A building with a rooftop helistop or heliport shall be provided with a Class I or III standpipe system extended to the roof level on which the helistop or heliport is located. All portions of the helistop and heliport area shall be within 150 feet (45 720 mm) of a 2½-inch (63.5 mm) outlet on the standpipe system.

2007.6 Foam protection. Foam fire-protection capabilities shall be provided for rooftop heliports. Such systems shall be designed, installed and maintained in accordance with the applicable provisions of Sections 903, 904 and 905.

2007.7 Fire extinguishers. A minimum of one portable fire extinguisher having a minimum 80-B:C rating shall be provided for each permanent takeoff and landing area and for the aircraft parking areas. Installation, inspection and maintenance of these extinguishers shall be in accordance with Section 906.

2007.8 Federal approval. Before operating helicopters from helistops and heliports, approval shall be obtained from the Federal Aviation Administration.



CALIFORNIA FIRE CODE – MATRIX ADOPTION TABLE CHAPTER 21 – DRY CLEANING

(Matrix Adoption Tables are non-regulatory, intended only as an aid to the user.)

See Chapter 1 for state agency authority and building applications.)

Adopting Agency	BSC	SFM		HCD			DSA		OSHPD				BSCC	DHS	AGR	DWR	CEC	CA	SL	SLC
		T-24	T-19*	1	2	1/AC	AC	SS	1	2	3	4								
Adopt Entire Chapter																				
Adopt Entire Chapter as amended (amended sections listed below)		X																		
Adopt only those sections that are listed below																				
[California Code of Regulations, Title 19, Division 1]																				
Chapter / Section																				
2101.1.1		X																		

* The *California Code of Regulations* (CCR), Title 19, Division 1 provisions that are found in the *California Fire Code* are a reprint from the current CCR, Title 19, Division 1 text for the code user's convenience only. The scope, applicability and appeals procedures of CCR, Title 19, Division I remain the same.

CHAPTER 21 DRY CLEANING

SECTION 2101 GENERAL

2101.1 Scope. Dry cleaning plants and their operations shall comply with the requirements of this chapter.

2101.1.1 Compliance alternate for dry cleaning plants.
Dry cleaning plants shall be permitted to comply with the provisions of NFPA 32 in its entirety as an acceptable alternative to the requirements of this chapter.

2101.2 Permit required. Permits shall be required as set forth in Section 105.6.

SECTION 2102 DEFINITIONS

2102.1 Definitions. The following terms are defined in Chapter 2:

DRY CLEANING.

DRY CLEANING PLANT.

DRY CLEANING ROOM.

DRY CLEANING SYSTEM.

SOLVENT OR LIQUID CLASSIFICATIONS.

Class I solvents.

Class II solvents.

Class IIIA solvents.

Class IIIB solvents.

Class IV solvents.

SECTION 2103 CLASSIFICATIONS

2103.1 Solvent classification. Dry cleaning solvents shall be classified according to their flash points as follows:

1. Class I solvents are liquids having a flash point below 100°F (38°C).
2. Class II solvents are liquids having a flash point at or above 100°F (38°C) and below 140°F (60°C).
3. Class IIIA solvents are liquids having a flash point at or above 140°F (60°C) and below 200°F (93°C).
4. Class IIIB solvents are liquids having a flash point at or above 200°F (93°C).
5. Class IV solvents are liquids classified as nonflammable.

2103.2 Classification of dry cleaning plants and systems. Dry cleaning plants and systems shall be classified based on the solvents used as follows:

1. Type I—systems using Class I solvents.
2. Type II—systems using Class II solvents.
3. Type III-A—systems using Class IIIA solvents.
4. Type III-B—systems using Class IIIB solvents.
5. Type IV—systems using Class IV solvents in which dry cleaning is not conducted by the public.
6. Type V—systems using Class IV solvents in which dry cleaning is conducted by the public.

Spotting and pretreating operations conducted in accordance with Section 2106 shall not change the type of the dry cleaning plant.

DRY CLEANING

2103.2.1 Multiple solvents. Dry cleaning plants using more than one class of solvent for dry cleaning shall be classified based on the numerically lowest solvent class.

2103.3 Design. The occupancy classification, design and construction of dry cleaning plants shall comply with the applicable requirements of the *California Building Code*.

SECTION 2104 GENERAL REQUIREMENTS

2104.1 Prohibited use. Type I dry cleaning plants shall be prohibited. Limited quantities of Class I solvents stored and used in accordance with this section shall not be prohibited in dry cleaning plants.

2104.2 Building services. Building services and systems shall be designed, installed and maintained in accordance with this section and Chapter 6.

2104.2.1 Ventilation. Ventilation shall be provided in accordance with Section 502 of the *California Mechanical Code* and DOL 29 CFR Part 1910.1000, where applicable.

2104.2.2 Heating. In Type II dry cleaning plants, heating shall be by indirect means using steam, hot water or hot oil only.

2104.2.3 Electrical wiring and equipment. Electrical wiring and equipment in dry cleaning rooms or other locations subject to flammable vapors shall be installed in accordance with NFPA 70.

2104.2.4 Bonding and grounding. Storage tanks, treatment tanks, filters, pumps, piping, ducts, dry cleaning units, stills, tumblers, drying cabinets and other such equipment, where not inherently electrically conductive, shall be bonded together and grounded. Isolated equipment shall be grounded.

SECTION 2105 OPERATING REQUIREMENTS

2105.1 General. The operation of dry cleaning systems shall comply with the requirements of Sections 2105.1.1 through 2105.3.

2105.1.1 Written instructions. Written instructions covering the proper installation and safe operation and use of equipment and solvent shall be given to the buyer.

2105.1.1.1 Type II, III-A, III-B and IV systems. In Type II, III-A, III-B and IV dry cleaning systems, machines shall be operated in accordance with the operating instructions furnished by the machinery manufacturer. Employees shall be instructed as to the hazards involved in their departments and in the work they perform.

2105.1.1.2 Type V systems. Operating instructions for customer use of Type V dry cleaning systems shall be conspicuously posted in a location near the dry cleaning unit. A telephone number shall be provided for emergency assistance.

2105.1.2 Equipment identification. The manufacturer shall provide nameplates on dry cleaning machines indicating the class of solvent for which each machine is designed.

2105.1.3 Open systems prohibited. Dry cleaning by immersion and agitation in open vessels shall be prohibited.

2105.1.4 Prohibited use of solvent. The use of solvents with a flash point below that for which a machine is designed or listed shall be prohibited.

2105.1.5 Equipment maintenance and housekeeping. Proper maintenance and operating practices shall be observed in order to prevent the leakage of solvent or the accumulation of lint. The handling of waste material generated by dry cleaning operations and the maintenance of facilities shall comply with the provisions of this section.

2105.1.5.1 Floors. Class I and II liquids shall not be used for cleaning floors.

2105.1.5.2 Filters. Filter residue and other residues containing solvent shall be handled and disposed of in covered metal containers.

2105.1.5.3 Lint. Lint and refuse shall be removed from traps daily, deposited in approved waste cans, removed from the premises, and disposed of safely. At all other times, traps shall be held securely in place.

2105.1.5.4 Customer areas. In Type V dry cleaning systems, customer areas shall be kept clean.

2105.2 Type II systems. Special operating requirements for Type II dry cleaning systems shall comply with the provisions of Sections 2105.2.1 through 2105.2.3.

2105.2.1 Inspection of materials. Materials to be dry cleaned shall be searched thoroughly and foreign materials, including matches and metallic substances, shall be removed.

2105.2.2 Material transfer. In removing materials from the washer, provisions shall be made for minimizing the dripping of solvent on the floor. Where materials are transferred from a washer to a drain tub, a nonferrous metal drip apron shall be placed so that the apron rests on the drain tub and the cylinder of the washer.

2105.2.3 Ventilation. A mechanical ventilation system which is designed to exhaust 1 cubic foot of air per minute for each square foot of floor area [$0.0058 \text{ m}^3/(\text{s} \cdot \text{m}^2)$] shall be installed in dry cleaning rooms and in drying rooms. The ventilation system shall operate automatically when the dry cleaning equipment is in operation and shall have manual controls at an approved location.

2105.3 Type IV and V systems. Type IV and V dry cleaning systems shall be provided with an automatically activated exhaust ventilation system to maintain a minimum of 100 feet per minute (0.51 m/s) air velocity through the loading door when the door is opened. Such systems for dry cleaning equipment shall comply with the *California Mechanical Code*.

Exception: Dry cleaning units are not required to be provided with exhaust ventilation where an exhaust hood is

installed immediately outside of and above the loading door which operates at an airflow rate as follows:

$$Q = 100 \times A_{LD} \quad (\text{Equation 21-1})$$

where:

Q = flow rate exhausted through the hood, cubic feet per minute (m^3/s).

A_{LD} = area of the loading door, square feet (m^2).

SECTION 2106 SPOTTING AND PRETREATING

2106.1 General. Spotting and pretreating operations and equipment shall comply with the provisions of Sections 2106.2 through 2106.5.

2106.2 Class I solvents. The maximum quantity of Class I solvents permitted at any work station shall be 1 gallon (4 L). Spotting or prespotting shall be permitted to be conducted with Class I solvents where they are stored in and dispensed from approved safety cans or in sealed DOT-approved metal shipping containers of not more than 1-gallon (4 L) capacity.

2106.2.1 Spotting and prespotting. Spotting and prespotting shall be permitted to be conducted with Class I solvents where dispensed from plastic containers of not more than 1 pint (0.5 L) capacity.

2106.3 Class II and III solvents. Scouring, brushing, and spotting and pretreating shall be permitted to be conducted with Class II or III solvents. The maximum quantity of Class II or III solvents permitted at any work station shall be 1 gallon (4 L). In other than Group H-2 occupancy, the aggregate quantities of solvents shall not exceed the maximum allowable quantity per control area for use-open system.

2106.3.1 Spotting tables. Scouring, brushing or spotting tables on which articles are soaked in solvent shall have a liquid-tight top with a curb on all sides not less than 1 inch (25 mm) high. The top of the table shall be pitched to ensure thorough draining to a 1½-inch (38 mm) drain connected to an approved container.

2106.3.2 Special handling. When approved, articles that cannot be washed in the usual washing machines are allowed to be cleaned in scrubbing tubs. Scrubbing tubs shall comply with the following:

1. Only Class II or III liquids shall be used.
2. The total amount of solvent used in such open containers shall not exceed 3 gallons (11 L).
3. Scrubbing tubs shall be secured to the floor.
4. Scrubbing tubs shall be provided with permanent 1½-inch (38 mm) drains. Such drain shall be provided with a trap and shall be connected to an approved container.

2106.3.3 Ventilation. Scrubbing tubs, scouring, brushing or spotting operations shall be located such that solvent vapors are captured and exhausted by the ventilating system.

2106.3.4 Bonding and grounding. Metal scouring, brushing and spotting tables and scrubbing tubs shall be permanently and effectively bonded and grounded.

2106.4 Type IV systems. Flammable and combustible liquids used for spotting operations shall be stored in approved safety cans or in sealed DOTn-approved shipping containers of not more than 1 gallon (4 L) in capacity. Aggregate amounts shall not exceed 10 gallons (38 L).

2106.5 Type V systems. Spotting operations using flammable or combustible liquids are prohibited in Type V dry cleaning systems.

SECTION 2107 DRY CLEANING SYSTEMS

2107.1 General equipment requirements. Dry cleaning systems, including dry cleaning units, washing machines, stills, drying cabinets, tumblers and their appurtenances, including pumps, piping, valves, filters and solvent coolers, shall be installed and maintained in accordance with NFPA 32. The construction of buildings in which such systems are located shall comply with the requirements of this section and the *California Building Code*.

2107.2 Type II systems. Type II dry cleaning and solvent tank storage rooms shall not be located below grade or above the lowest floor level of the building and shall comply with Sections 2107.2.1 through 2107.2.3.

Exception: Solvent storage tanks installed underground, in vaults or in special enclosures in accordance with Chapter 57.

2107.2.1 Fire-fighting access. Type II dry cleaning plants shall be located so that access is provided and maintained from one side for fire-fighting and fire control purposes in accordance with Section 503.

2107.2.2 Number of means of egress. Type II dry cleaning rooms shall have not less than two means of egress doors located at opposite ends of the room, at least one of which shall lead directly to the outside.

2107.2.3 Spill control and secondary containment. Curbs, drains or other provisions for spill control and secondary containment shall be provided in accordance with Section 5004.2 to collect solvent leakage and fire protection water and direct it to a safe location.

2107.3 Solvent storage tanks. Solvent storage tanks for Class II, IIIA and IIIB liquids shall conform to the requirements of Chapter 57 and be located underground or outside, above ground.

Exception: As provided in NFPA 32 for inside storage or treatment tanks.

SECTION 2108 FIRE PROTECTION

2108.1 General. Where required by this section, fire protection systems, devices and equipment shall be installed, inspected, tested and maintained in accordance with Chapter 9.

DRY CLEANING

2108.2 Automatic sprinkler system. An automatic sprinkler system shall be installed in accordance with Section 903.3.1.1 throughout dry cleaning plants containing Type II, Type III-A or Type III-B dry cleaning systems.

Exceptions:

1. An automatic sprinkler system shall not be required in Type III-A dry cleaning plants where the aggregate quantity of Class III-A solvent in dry cleaning machines and storage does not exceed 330 gallons (1250 L) and dry cleaning machines are equipped with a feature that will accomplish any one of the following:
 - 1.1. Prevent oxygen concentrations from reaching 8 percent or more by volume.
 - 1.2. Keep the temperature of the solvent at least 30°F (16.7°C) below the flash point.
 - 1.3. Maintain the solvent vapor concentration at a level lower than 25 percent of the lower explosive limit (LEL).
 - 1.4. Utilize equipment approved for use in Class I, Division 2 hazardous locations in accordance with NFPA 70.
 - 1.5. Utilize an integrated dry-chemical, clean agent or water-mist automatic fire-extinguishing system designed in accordance with Chapter 9.
2. An automatic sprinkler system shall not be required in Type III-B dry cleaning plants where the aggregate quantity of Class III-B solvent in dry cleaning machines and storage does not exceed 3,300 gallons (12 490 L).

2108.3 Automatic fire-extinguishing systems. Type II dry cleaning units, washer-extractors, and drying tumblers in Type II dry cleaning plants shall be provided with an approved automatic fire-extinguishing system installed and maintained in accordance with Chapter 9.

Exception: Where approved, a manual steam jet not less than $\frac{3}{4}$ inch (19 mm) with a continuously available steam supply at a pressure not less than 15 pounds per square inch gauge (psig) (103 kPa) is allowed to be substituted for the automatic fire-extinguishing system.

2108.4 Portable fire extinguishers. Portable fire extinguishers shall be selected, installed and maintained in accordance with this section and Section 906. A minimum of two, 2-A:10-B:C portable fire extinguishers shall be provided near the doors inside dry cleaning rooms containing Type II, Type III-A and Type III-B dry cleaning systems.

CALIFORNIA FIRE CODE – MATRIX ADOPTION TABLE

CHAPTER 22 – COMBUSTIBLE DUST-PRODUCING OPERATIONS

(Matrix Adoption Tables are non-regulatory, intended only as an aid to the user.)

See Chapter 1 for state agency authority and building applications.)

Adopting Agency	BSC	SFM		HCD			DSA		OSHPD				BSCC	DHS	AGR	DWR	CEC	CA	SL	SLC
		T-24	T-19*	1	2	1/AC	AC	SS	1	2	3	4								
Adopt Entire Chapter		X																		
Adopt Entire Chapter as amended (amended sections listed below)																				
Adopt only those sections that are listed below																				
[California Code of Regulations, Title 19, Division 1]																				
Chapter / Section																				

* The *California Code of Regulations* (CCR), Title 19, Division 1 provisions that are found in the *California Fire Code* are a reprint from the current CCR, Title 19, Division 1 text for the code user's convenience only. The scope, applicability and appeals procedures of CCR, Title 19, Division 1 remain the same.

CHAPTER 22

COMBUSTIBLE DUST-PRODUCING OPERATIONS

SECTION 2201 GENERAL

2201.1 Scope. The equipment, processes and operations involving dust explosion hazards shall comply with the provisions of this chapter.

2201.2 Permits. Permits shall be required for combustible dust-producing operations as set forth in Section 105.6.

SECTION 2202 DEFINITION

2202.1 Definition. The following term is defined in Chapter 2:
COMBUSTIBLE DUST.

SECTION 2203 PRECAUTIONS

2203.1 Sources of ignition. Smoking or the use of heating or other devices employing an open flame, or the use of spark-producing equipment is prohibited in areas where combustible dust is generated, stored, manufactured, processed or handled.

2203.2 Housekeeping. Accumulation of combustible dust shall be kept to a minimum in the interior of buildings. Accumulated combustible dust shall be collected by vacuum

cleaning or other means that will not place combustible dust into suspension in air. Forced air or similar methods shall not be used to remove dust from surfaces.

SECTION 2204 EXPLOSION PROTECTION

2204.1 Standards. The fire code official is authorized to enforce applicable provisions of the codes and standards listed in Table 2204.1 to prevent and control dust explosions.

**TABLE 2204.1
EXPLOSION PROTECTION STANDARDS**

STANDARD	SUBJECT
NFPA 61	Agricultural and Food Products
NFPA 69	Explosion Prevention
NFPA 70	National Electrical Code
NFPA 85	Boiler and Combustion System Hazards
NFPA 120	Coal Preparation Plants
NFPA 484	Combustible Metals
NFPA 654	Manufacturing, Processing and Handling of Combustible Particulate Solids
NFPA 655	Prevention of Sulfur Fires and Explosions
NFPA 664	Prevention of Fires and Explosions in Wood Processing and Woodworking Facilities



CALIFORNIA FIRE CODE – MATRIX ADOPTION TABLE

CHAPTER 23 – MOTOR FUEL-DISPENSING FACILITIES AND REPAIR GARAGES

(Matrix Adoption Tables are non-regulatory, intended only as an aid to the user.)

See Chapter 1 for state agency authority and building applications.)

Adopting Agency	BSC	SFM		HCD			DSA		OSHPD				BSCC	DHS	AGR	DWR	CEC	CA	SL	SLC
		T-24	T-19*	1	2	1/AC	AC	SS	1	2	3	4								
Adopt Entire Chapter																				
Adopt Entire Chapter as amended (amended sections listed below)		X																		
Adopt only those sections that are listed below																				
[California Code of Regulations, Title 19, Division 1]																				
Chapter / Section																				
2303.1.1		X																		
2306.7.6		X																		

* The *California Code of Regulations* (CCR), Title 19, Division 1 provisions that are found in the *California Fire Code* are a reprint from the current CCR, Title 19, Division 1 text for the code user's convenience only. The scope, applicability and appeals procedures of CCR, Title 19, Division I remain the same.

CHAPTER 23

MOTOR FUEL-DISPENSING FACILITIES AND REPAIR GARAGES

SECTION 2301 GENERAL

2301.1 Scope. Automotive motor fuel-dispensing facilities, marine motor fuel-dispensing facilities, fleet vehicle motor fuel-dispensing facilities, aircraft motor-vehicle fuel-dispensing facilities and repair garages shall be in accordance with this chapter and the *California Building Code*, *California Plumbing Code* and *California Mechanical Code*. Such operations shall include both those that are accessible to the public and private operations.

2301.2 Permits. Permits shall be required as set forth in Section 105.6.

2301.3 Construction documents. Construction documents shall be submitted for review and approval prior to the installation or construction of automotive, marine or fleet vehicle motor fuel-dispensing facilities and repair garages in accordance with Section 105.4.

2301.4 Indoor motor fuel-dispensing facilities. Motor fuel-dispensing facilities located inside buildings shall comply with the *California Building Code* and NFPA 30A.

2301.4.1 Protection of floor openings in indoor motor fuel-dispensing facilities. Where motor fuel-dispensing facilities are located inside buildings and the dispensers are located above spaces within the building, openings beneath dispensers shall be sealed to prevent the flow of leaked fuel to lower building spaces.

2301.5 Electrical. Electrical wiring and equipment shall be suitable for the locations in which they are installed and shall comply with Section 605, NFPA 30A and *California Electrical Code*.

2301.6 Heat-producing appliances. Heat-producing appliances shall be suitable for the locations in which they are installed and shall comply with NFPA 30A and the *California Plumbing Code* or the *California Mechanical Code*.

SECTION 2302 DEFINITIONS

2302.1 Definitions. The following terms are defined in Chapter 2:

AIRCRAFT MOTOR-VEHICLE FUEL-DISPENSING FACILITY.

ALCOHOL-BLENDED FUELS.

AUTOMOTIVE MOTOR FUEL-DISPENSING FACILITY.

DISPENSING DEVICE, OVERHEAD TYPE.

FLEET VEHICLE MOTOR FUEL-DISPENSING FACILITY.

LIQUEFIED NATURAL GAS (LNG).

MARINE MOTOR FUEL-DISPENSING FACILITY.

REPAIR GARAGE.

SELF-SERVICE MOTOR FUEL-DISPENSING FACILITY.

SECTION 2303 LOCATION OF DISPENSING DEVICES

2303.1 Location of dispensing devices. Dispensing devices shall be located as follows:

1. Ten feet (3048 mm) or more from lot lines.

- 2. Ten feet (3048 mm) or more from buildings having combustible exterior wall surfaces or buildings having noncombustible exterior wall surfaces that are not part of a 1-hour fire-resistance-rated assembly or buildings having combustible overhangs.

Exception: Canopies constructed in accordance with the *California Building Code* providing weather protection for the fuel islands.

- 3. Such that all portions of the vehicle being fueled will be on the premises of the motor fuel-dispensing facility.
- 4. Such that the nozzle, when the hose is fully extended, will not reach within 5 feet (1524 mm) of building openings.
- 5. Twenty feet (6096 mm) or more from fixed sources of ignition.

2303.1.1 Protection of dispensing devices. Where dispensing devices are mounted at grade, they shall be protected at each end with a minimum of two concrete filled steel posts, 6 inches (152 mm) in diameter, having a minimum 3-foot-deep (914 mm) footing not less than 15 inches (38 mm) in diameter and projecting above grade at a minimum of 3 feet (914 mm) and be located not less than 4 feet (1219 mm) nor more than 5 feet (1524 mm) from fuel dispensers or point-of-sale devices, or equivalent means approved by the fire chief.

2303.2 Emergency disconnect switches. An approved, clearly identified and readily accessible emergency disconnect switch shall be provided at an approved location to stop the transfer of fuel to the fuel dispensers in the event of a fuel spill or other emergency. An emergency disconnect switch for exterior fuel dispensers shall be located within 100 feet (30 480 mm) of, but not less than 20 feet (6096 mm) from, the fuel dispensers. For interior fuel-dispensing operations, the emergency disconnect switch shall be installed at an approved location. Such devices shall be distinctly labeled as: EMERGENCY FUEL SHUTOFF. Signs shall be provided in approved locations.

**SECTION 2304
DISPENSING OPERATIONS**

2304.1 Supervision of dispensing. The dispensing of fuel at motor fuel-dispensing facilities shall be conducted by a qualified attendant or shall be under the supervision of a qualified attendant at all times or shall be in accordance with Section 2304.3.

2304.2 Attended self-service motor fuel-dispensing facilities. Attended self-service motor fuel-dispensing facilities shall comply with Sections 2304.2.1 through 2304.2.5. Attended self-service motor fuel-dispensing facilities shall have at least one qualified attendant on duty while the facility is open for business. The attendant’s primary function shall be to supervise, observe and control the dispensing of fuel. The attendant shall prevent the dispensing of fuel into containers that do not comply with Section 2304.4.1, control sources of ignition, give immediate attention to accidental spills or releases, and be prepared to use fire extinguishers.

2304.2.1 Special-type dispensers. Approved special-dispensing devices and systems such as, but not limited to, card- or coin-operated and remote-preset types, are allowed at motor fuel-dispensing facilities provided there is at least one qualified attendant on duty while the facility is open to the public. Remote preset-type devices shall be set in the “off” position while not in use so that the dispenser cannot be activated without the knowledge of the attendant.

2304.2.2 Emergency controls. Approved emergency controls shall be provided in accordance with Section 2303.2.

2304.2.3 Operating instructions. Dispenser operating instructions shall be conspicuously posted in approved locations on every dispenser.

2304.2.4 Obstructions to view. Dispensing devices shall be in clear view of the attendant at all times. Obstructions shall not be placed between the dispensing area and the attendant.

2304.2.5 Communications. The attendant shall be able to communicate with persons in the dispensing area at all times. An approved method of communicating with the fire department shall be provided for the attendant.

2304.3 Unattended self-service motor fuel-dispensing facilities. Unattended self-service motor fuel-dispensing facilities shall comply with Sections 2304.3.1 through 2304.3.7.

2304.3.1 General. Where approved, unattended self-service motor fuel-dispensing facilities are allowed. As a condition of approval, the owner or operator shall provide, and be accountable for, daily site visits, regular equipment inspection and maintenance.

2304.3.2 Dispensers. Dispensing devices shall comply with Section 2306.7. Dispensing devices operated by the insertion of coins or currency shall not be used unless approved.

2304.3.3 Emergency controls. Approved emergency controls shall be provided in accordance with Section 2303.2. Emergency controls shall be of a type which is only manually resettable.

2304.3.4 Operating instructions. Dispenser operating instructions shall be conspicuously posted in approved locations on every dispenser and shall indicate the location of the emergency controls required by Section 2304.3.3.

2304.3.5 Emergency procedures. An approved emergency procedures sign, in addition to the signs required by Section 2305.6, shall be posted in a conspicuous location and shall read:

IN CASE OF FIRE, SPILL OR RELEASE

- 1. USE EMERGENCY PUMP SHUTOFF
- 2. REPORT THE ACCIDENT!

FIRE DEPARTMENT TELEPHONE NO. _____

FACILITY ADDRESS _____

2304.3.6 Communications. A telephone not requiring a coin to operate or other approved, clearly identified means

to notify the fire department shall be provided on the site in a location approved by the fire code official.

2304.3.7 Quantity limits. Dispensing equipment used at unsupervised locations shall comply with one of the following:

1. Dispensing devices shall be programmed or set to limit uninterrupted fuel delivery to 25 gallons (95 L) and require a manual action to resume delivery.
2. The amount of fuel being dispensed shall be limited in quantity by a preprogrammed card as approved.

2304.4 Dispensing into portable containers. The dispensing of flammable or combustible liquids into portable approved containers shall comply with Sections 2304.4.1 through 2304.4.3.

2304.4.1 Approved containers required. Class I, II and IIIA liquids shall not be dispensed into a portable container unless such container does not exceed a 6-gallon (23.7 L) capacity, is listed or of approved material and construction, and has a tight closure with a screwed or spring-loaded cover so designed that the contents can be dispensed without spilling. Liquids shall not be dispensed into portable or cargo tanks.

2304.4.2 Nozzle operation. A hose nozzle valve used for dispensing Class I liquids into a portable container shall be in compliance with Section 2306.7.6 and be manually held open during the dispensing operation.

2304.4.3 Location of containers being filled. Portable containers shall not be filled while located inside the trunk, passenger compartment or truck bed of a vehicle.

SECTION 2305 OPERATIONAL REQUIREMENTS

2305.1 Tank filling operations for Class I, II or III liquids. Delivery operations to tanks for Class I, II or III liquids shall comply with Sections 2305.1.1 through 2305.1.3 and the applicable requirements of Chapter 57.

2305.1.1 Delivery vehicle location. Where liquid delivery to above-ground storage tanks is accomplished by positive-pressure operation, tank vehicles shall be positioned a minimum of 25 feet (7620 mm) from tanks receiving Class I liquids and 15 feet (4572 mm) from tanks receiving Class II and IIIA liquids.

2305.1.2 Tank capacity calculation. The driver, operator or attendant of a tank vehicle shall, before making delivery to a tank, determine the unfilled, available capacity of such tank by an approved gauging device.

2305.1.3 Tank fill connections. Delivery of flammable liquids to tanks more than 1,000 gallons (3785 L) in capacity shall be made by means of approved liquid- and vapor-tight connections between the delivery hose and tank fill pipe. Where tanks are equipped with any type of vapor recovery system, all connections required to be made for the safe and proper functioning of the particular vapor recovery process shall be made. Such connections

shall be made liquid and vapor tight and remain connected throughout the unloading process. Vapors shall not be discharged at grade level during delivery.

2305.2 Equipment maintenance and inspection. Motor fuel-dispensing facility equipment shall be maintained in proper working order at all times in accordance with Sections 2305.2.1 through 2305.2.5.

2305.2.1 Inspections. Flammable and combustible liquid fuel-dispensing and containment equipment shall be periodically inspected where required by the fire code official to verify that it is in proper working order and not subject to leakage.

2305.2.2 Repairs and service. The fire code official is authorized to require damaged or unsafe containment and dispensing equipment to be repaired or serviced in an approved manner.

2305.2.3 Dispensing devices. Where maintenance to Class I liquid dispensing devices becomes necessary and such maintenance could allow the accidental release or ignition of liquid, the following precautions shall be taken before such maintenance is begun:

1. Only persons knowledgeable in performing the required maintenance shall perform the work.
2. Electrical power to the dispensing device and pump serving the dispenser shall be shut off at the main electrical disconnect panel.
3. The emergency shutoff valve at the dispenser, where installed, shall be closed.
4. Vehicle traffic and unauthorized persons shall be prevented from coming within 12 feet (3658 mm) of the dispensing device.

2305.2.4 Emergency shutoff valves. Automatic emergency shutoff valves required by Section 2306.7.4 shall be checked not less than once per year by manually tripping the hold-open linkage.

2305.2.5 Leak detectors. Leak detection devices required by Section 2306.7.7.1 shall be checked and tested at least annually in accordance with the manufacturer's specifications to ensure proper installation and operation.

2305.3 Spill control. Provisions shall be made to prevent liquids spilled during dispensing operations from flowing into buildings. Acceptable methods include, but shall not be limited to, grading driveways, raising doorsills or other approved means.

2305.4 Sources of ignition. Smoking and open flames shall be prohibited in areas where fuel is dispensed. The engines of vehicles being fueled shall be shut off during fueling. Electrical equipment shall be in accordance with the *California Electrical Code*.

2305.5 Fire extinguishers. Approved portable fire extinguishers complying with Section 906 with a minimum rating of 2-A:20-B:C shall be provided and located such that an extinguisher is not more than 75 feet (23 860 mm) from pumps, dispensers or storage tank fill-pipe openings.

2305.6 Warning signs. Warning signs shall be conspicuously posted within sight of each dispenser in the fuel-dispensing area and shall state the following:

1. No smoking.
2. Shut off motor.
3. Discharge your static electricity before fueling by touching a metal surface away from the nozzle.
4. To prevent static charge, do not reenter your vehicle while gasoline is pumping.
5. If a fire starts, do not remove nozzle—back away immediately.
6. It is unlawful and dangerous to dispense gasoline into unapproved containers.
7. No filling of portable containers in or on a motor vehicle. Place container on ground before filling.

2305.7 Control of brush and debris. Fenced and diked areas surrounding above-ground tanks shall be kept free from vegetation, debris and other material that is not necessary to the proper operation of the tank and piping system.

Weeds, grass, brush, trash and other combustible materials shall be kept not less than 10 feet (3048 mm) from fuel-handling equipment.

SECTION 2306 FLAMMABLE AND COMBUSTIBLE LIQUID MOTOR FUEL-DISPENSING FACILITIES

2306.1 General. Storage of flammable and combustible liquids shall be in accordance with Chapter 57 and Sections 2306.2 through 2306.6.3.

2306.2 Method of storage. Approved methods of storage for Class I, II and III liquid fuels at motor fuel-dispensing facilities shall be in accordance with Sections 2306.2.1 through 2306.2.5.

2306.2.1 Underground tanks. Underground tanks for the storage of Class I, II and IIIA liquid fuels shall comply with Chapter 57.

2306.2.1.1 Inventory control for underground tanks. Accurate daily inventory records shall be maintained and reconciled on underground fuel storage tanks for indication of possible leakage from tanks and piping. The records shall be kept at the premises or made available for inspection by the fire code official within 24 hours of a written or verbal request and shall include records for each product showing daily reconciliation between sales, use, receipts and inventory on hand. Where there is more than one system consisting of tanks serving separate pumps or dispensers for a product, the reconciliation shall be ascertained separately for each tank system. A consistent or accidental loss of product shall be immediately reported to the fire code official.

2306.2.2 Above-ground tanks located inside buildings. Above-ground tanks for the storage of Class I, II and IIIA liquid fuels are allowed to be located in buildings. Such tanks shall be located in special enclosures complying

with Section 2306.2.6, in a liquid storage room or a liquid storage warehouse complying with Chapter 57, or shall be listed and labeled as protected above-ground tanks in accordance with UL 2085.

2306.2.3 Above-ground tanks located outside, above grade. Above-ground tanks shall not be used for the storage of Class I, II or III liquid motor fuels, except as provided by this section.

1. Above-ground tanks used for outside, above-grade storage of Class I liquids shall be listed and labeled as protected above-ground tanks in accordance with UL 2085 and shall be in accordance with Chapter 57. Such tanks shall be located in accordance with Table 2306.2.3.
2. Above-ground tanks used for outside, above-grade storage of Class II or IIIA liquids shall be listed and labeled as protected above-ground tanks in accordance with UL 2085 and shall be installed in accordance with Chapter 57. Tank locations shall be in accordance with Table 2306.2.3.

Exception: Other above-ground tanks that comply with Chapter 57 where approved by the fire code official.

3. Tanks containing fuels shall not exceed 12,000 gallons (45 420 L) in individual capacity or 48,000 gallons (181 680 L) in aggregate capacity. Installations with the maximum allowable aggregate capacity shall be separated from other such installations by not less than 100 feet (30 480 mm).
4. Tanks located at farms, construction projects, or rural areas shall comply with Section 5706.2.
5. Above-ground tanks used for outside above-grade storage of Class IIIB liquid motor fuel shall be listed and labeled in accordance with UL 142 or listed and labeled as protected above-ground tanks in accordance with UL 2085 and shall be installed in accordance with Chapter 57. Tank locations shall be in accordance with Table 2306.2.3.

2306.2.4 Above-ground tanks located in above-grade vaults or below-grade vaults. Above-ground tanks used for storage of Class I, II or IIIA liquid motor fuels are allowed to be installed in vaults located above grade or below grade in accordance with Section 5704.2.8 and shall comply with Sections 2306.2.4.1 and 2306.2.4.2. Tanks in above-grade vaults shall also comply with Table 2306.2.3.

2306.2.4.1 Tank capacity limits. Tanks storing Class I and Class II liquids at an individual site shall be limited to a maximum individual capacity of 15,000 gallons (56 775 L) and an aggregate capacity of 48,000 gallons (181 680 L).

2306.2.4.2 Fleet vehicle motor fuel-dispensing facilities. Tanks storing Class II and Class IIIA liquids at a fleet vehicle motor fuel-dispensing facility shall be limited to a maximum individual capacity of 20,000 gallons (75 700 L) and an aggregate capacity of 80,000 gallons (302 800 L).

TABLE 2306.2.3
MINIMUM SEPARATION REQUIREMENTS FOR ABOVE-GROUND TANKS

CLASS OF LIQUID AND TANK TYPE	INDIVIDUAL TANK CAPACITY (gallons)	MINIMUM DISTANCE FROM NEAREST IMPORTANT BUILDING ON SAME PROPERTY (feet)	MINIMUM DISTANCE FROM NEAREST FUEL DISPENSER (feet)	MINIMUM DISTANCE FROM LOT LINE THAT IS OR CAN BE BUILT UPON, INCLUDING THE OPPOSITE SIDE OF A PUBLIC WAY (feet)	MINIMUM DISTANCE FROM NEAREST SIDE OF ANY PUBLIC WAY (feet)	MINIMUM DISTANCE BETWEEN TANKS (feet)
Class I protected above-ground tanks	Less than or equal to 6,000	5	25 ^a	15	5	3
	Greater than 6,000	15	25 ^a	25	15	3
Class II and III protected above-ground tanks	Same as Class I	Same as Class I	Same as Class I ^c	Same as Class I	Same as Class I	Same as Class I
Tanks in vaults	0–20,000	0 ^b	0	0 ^b	0	Separate compartment required for each tank
Other tanks	All	50	50	100	50	3

For SI: 1 foot = 304.8 mm, 1 gallon = 3.785 L.

- a. At fleet vehicle motor fuel-dispensing facilities, no minimum separation distance is required.
- b. Underground vaults shall be located such that they will not be subject to loading from nearby structures, or they shall be designed to accommodate applied loads from existing or future structures that can be built nearby.
- c. For Class IIIB liquids in protected above-ground tanks, no minimum separation distance is required.

2306.2.5 Portable tanks. Where approved by the fire code official, portable tanks are allowed to be temporarily used in conjunction with the dispensing of Class I, II or III liquids into the fuel tanks of motor vehicles or motorized equipment on premises not normally accessible to the public. The approval shall include a definite time limit.

2306.2.6 Special enclosures. Where installation of tanks in accordance with Section 5704.2.11 is impractical, or because of property or building limitations, tanks for liquid motor fuels are allowed to be installed in buildings in special enclosures in accordance with all of the following:

1. The special enclosure shall be liquid tight and vapor tight.
2. The special enclosure shall not contain backfill.
3. Sides, top and bottom of the special enclosure shall be of reinforced concrete at least 6 inches (152 mm) thick, with openings for inspection through the top only.
4. Tank connections shall be piped or closed such that neither vapors nor liquid can escape into the enclosed space between the special enclosure and any tanks inside the special enclosure.
5. Means shall be provided whereby portable equipment can be employed to discharge to the outside any vapors which might accumulate inside the special enclosure should leakage occur.
6. Tanks containing Class I, II or IIIA liquids inside a special enclosure shall not exceed 6,000 gallons (22 710 L) in individual capacity or 18,000 gallons (68 130 L) in aggregate capacity.

7. Each tank within special enclosures shall be surrounded by a clear space of not less than 3 feet (910 mm) to allow for maintenance and inspection.

2306.3 Security. Above-ground tanks for the storage of liquid motor fuels shall be safeguarded from public access or unauthorized entry in an approved manner.

2306.4 Physical protection. Guard posts complying with Section 312 or other approved means shall be provided to protect above-ground tanks against impact by a motor vehicle unless the tank is listed as a protected above-ground tank with vehicle impact protection.

2306.5 Secondary containment. Above-ground tanks shall be provided with drainage control or diking in accordance with Chapter 57. Drainage control and diking is not required for listed secondary containment tanks. Secondary containment systems shall be monitored either visually or automatically. Enclosed secondary containment systems shall be provided with emergency venting in accordance with Section 2306.6.2.5.

2306.6 Piping, valves, fittings and ancillary equipment for use with flammable or combustible liquids. The design, fabrication, assembly, testing and inspection of piping, valves, fittings and ancillary equipment for use with flammable or combustible liquids shall be in accordance with Chapter 57 and Sections 2306.6.1 through 2306.6.3.

2306.6.1 Protection from damage. Piping shall be located such that it is protected from physical damage.

2306.6.2 Piping, valves, fittings and ancillary equipment for above-ground tanks for Class I, II and III liquids. Piping, valves, fittings and ancillary equipment for above-ground tanks storing Class I, II and III liquids shall comply with Sections 2306.6.2.1 through 2306.6.2.6.

2306.6.2.1 Tank openings. Tank openings for above-ground tanks shall be through the top only.

2306.6.2.2 Fill-pipe connections. The fill pipe for above-ground tanks shall be provided with a means for making a direct connection to the tank vehicle's fuel-delivery hose so that the delivery of fuel is not exposed to the open air during the filling operation. Where any portion of the fill pipe exterior to the tank extends below the level of the top of the tank, a check valve shall be installed in the fill pipe not more than 12 inches (305 mm) from the fill-hose connection.

2306.6.2.3 Overfill protection. Overfill protection shall be provided for above-ground flammable and combustible liquid storage tanks in accordance with Sections 5704.2.7.5.8 and 5704.2.9.7.6.

2306.6.2.4 Siphon prevention. An approved antisiphon method shall be provided in the piping system to prevent flow of liquid by siphon action.

2306.6.2.5 Emergency relief venting. Above-ground storage tanks, tank compartments and enclosed secondary containment spaces shall be provided with emergency relief venting in accordance with Chapter 57.

2306.6.2.6 Spill containers. A spill container having a capacity of not less than 5 gallons (19 L) shall be provided for each fill connection. For tanks with a top fill connection, spill containers shall be noncombustible and shall be fixed to the tank and equipped with a manual drain valve that drains into the primary tank. For tanks with a remote fill connection, a portable spill container is allowed.

2306.6.3 Piping, valves, fittings and ancillary equipment for underground tanks. Piping, valves, fittings and ancillary equipment for underground tanks shall comply with Chapter 57 and NFPA 30A.

2306.7 Fuel-dispensing systems for flammable or combustible liquids. The design, fabrication and installation of fuel-dispensing systems for flammable or combustible liquid fuels shall be in accordance with Sections 2306.7.1 through 2306.7.9.2.4. Alcohol-blended fuel-dispensing systems shall also comply with Section 2306.8.

2306.7.1 Listed equipment. Electrical equipment, dispensers, hose, nozzles and submersible or subsurface pumps used in fuel-dispensing systems shall be listed.

2306.7.2 Fixed pumps required. Class I and II liquids shall be transferred from tanks by means of fixed pumps designed and equipped to allow control of the flow and prevent leakage or accidental discharge.

2306.7.3 Mounting of dispensers. Dispensing devices, except those installed on top of a protected above-ground tank that qualifies as vehicle-impact resistant, shall be protected against physical damage by mounting on a concrete island 6 inches (152 mm) or more in height, or shall be protected in accordance with Section 312. Dispensing devices shall be installed and securely fastened to their mounting surface in accordance with the dispenser manufacturer's instructions. Dispensing devices installed indoors shall be located in an approved position where

they cannot be struck by an out-of-control vehicle descending a ramp or other slope.

2306.7.4 Dispenser emergency shutoff valve. An approved automatic emergency shutoff valve designed to close in the event of a fire or impact shall be properly installed in the liquid supply line at the base of each dispenser supplied by a remote pump. The valve shall be installed so that the shear groove is flush with or within 1/2 inch (12.7 mm) of the top of the concrete dispenser island and there is clearance provided for maintenance purposes around the valve body and operating parts. The valve shall be installed at the liquid supply line inlet of each overhead-type dispenser. Where installed, a vapor return line located inside the dispenser housing shall have a shear section or approved flexible connector for the liquid supply line emergency shutoff valve to function. Emergency shutoff valves shall be installed and maintained in accordance with the manufacturer's instructions, tested at the time of initial installation and at least yearly thereafter in accordance with Section 2305.2.4.

2306.7.5 Dispenser hose. Dispenser hoses shall be a maximum of 18 feet (5486 mm) in length unless otherwise approved. Dispenser hoses shall be listed and approved. When not in use, hoses shall be reeled, racked or otherwise protected from damage.

2306.7.5.1 Emergency breakaway devices. Dispenser hoses for Class I and II liquids shall be equipped with a listed emergency breakaway device designed to retain liquid on both sides of a breakaway point. Such devices shall be installed and maintained in accordance with the manufacturer's instructions. Where hoses are attached to hose-retrieving mechanisms, the emergency breakaway device shall be located between the hose nozzle and the point of attachment of the hose-retrieval mechanism to the hose.

2306.7.6 Fuel delivery nozzles. A listed automatic-closing-type hose nozzle valve with a latch-open device shall be provided on island-type dispensers used for dispensing Class I, II or III liquids.

Overhead-type dispensing units shall be provided with a listed automatic-closing-type hose nozzle valve a latch-open device. *The design of the system shall be such that the hose nozzle valve will close automatically in the event the valve is released from a fill opening or upon impact with a driveway.*

Any latch-open device determined to be inoperative by the fire code official shall be repaired or replaced within 48 hours after notification.

2306.7.6.1 Special requirements for nozzles. Where dispensing of Class I, II or III liquids is performed, a listed automatic-closing-type hose nozzle valve shall be used incorporating all of the following features:

1. The hose nozzle valve shall be equipped with an integral latch-open device.
2. When the flow of product is normally controlled by devices or equipment other than the hose nozzle valve, the hose nozzle valve shall not be capa-

ble of being opened unless the delivery hose is pressurized. If pressure to the hose is lost, the nozzle shall close automatically.

Exception: Vapor recovery nozzles incorporating insertion interlock devices designed to achieve shutoff on disconnect from the vehicle fill pipe.

3. The hose nozzle shall be designed such that the nozzle is retained in the fill pipe during the filling operation.
4. The system shall include listed equipment with a feature that causes or requires the closing of the hose nozzle valve before the product flow can be resumed or before the hose nozzle valve can be replaced in its normal position in the dispenser.

2306.7.7 Remote pumping systems. Remote pumping systems for liquid fuels shall comply with Sections 2306.7.7.1 and 2306.7.7.2.

2306.7.7.1 Leak detection. Where remote pumps are used to supply fuel dispensers, each pump shall have installed on the discharge side a listed leak detection device that will detect a leak in the piping and dispensers and provide an indication. A leak detection device is not required if the piping from the pump discharge to under the dispenser is above ground and visible.

2306.7.7.2 Location. Remote pumps installed above grade, outside of buildings, shall be located not less than 10 feet (3048 mm) from lines of adjoining property that can be built upon and not less than 5 feet (1524 mm) from any building opening. Where an outside pump location is impractical, pumps are permitted to be installed inside buildings as provided for dispensers in Section 2301.4 and Chapter 57. Pumps shall be substantially anchored and protected against physical damage.

2306.7.8 Gravity and pressure dispensing. Flammable liquids shall not be dispensed by gravity from tanks, drums, barrels or similar containers. Flammable or combustible liquids shall not be dispensed by a device operating through pressure within a storage tank, drum or container.

2306.7.9 Vapor-recovery and vapor-processing systems. Vapor-recovery and vapor-processing systems shall be in accordance with Sections 2306.7.9.1 through 2306.7.9.2.4.

2306.7.9.1 Vapor-balance systems. Vapor-balance systems shall comply with Sections 2306.7.9.1.1 through 2306.7.9.1.5.

2306.7.9.1.1 Dispensing devices. Dispensing devices incorporating provisions for vapor recovery shall be listed and labeled. When existing listed or labeled dispensing devices are modified for vapor recovery, such modifications shall be listed by report by a nationally recognized testing laboratory. The listing by report shall contain a description of the component parts used in the modification and recommended method of installation on specific dis-

pensers. Such report shall be made available on request of the fire code official.

Means shall be provided to shut down fuel dispensing in the event the vapor return line becomes blocked.

2306.7.9.1.2 Vapor-return line closeoff. An acceptable method shall be provided to close off the vapor return line from dispensers when the product is not being dispensed.

2306.7.9.1.3 Piping. Piping in vapor-balance systems shall be in accordance with Sections 5703.6, 5704.2.9 and 5704.2.11. Nonmetallic piping shall be installed in accordance with the manufacturer's installation instructions.

Existing and new vent piping shall be in accordance with Sections 5703.6 and 5704.2. Vapor return piping shall be installed in a manner that drains back to the tank, without sags or traps in which liquid can become trapped. If necessary, because of grade, condensate tanks are allowed in vapor return piping. Condensate tanks shall be designed and installed so that they can be drained without opening.

2306.7.9.1.4 Flexible joints and shear joints. Flexible joints shall be installed in accordance with Section 5703.6.9.

An approved shear joint shall be rigidly mounted and connected by a union in the vapor return piping at the base of each dispensing device. The shear joint shall be mounted flush with the top of the surface on which the dispenser is mounted.

2306.7.9.1.5 Testing. Vapor return lines and vent piping shall be tested in accordance with Section 5703.6.3.

2306.7.9.2 Vapor-processing systems. Vapor-processing systems shall comply with Sections 2306.7.9.2.1 through 2306.7.9.2.4.

2306.7.9.2.1 Equipment. Equipment in vapor-processing systems, including hose nozzle valves, vapor pumps, flame arresters, fire checks or systems for prevention of flame propagation, controls and vapor-processing equipment, shall be individually listed for the intended use in a specified manner.

Vapor-processing systems that introduce air into the underground piping or storage tanks shall be provided with equipment for prevention of flame propagation that has been tested and listed as suitable for the intended use.

2306.7.9.2.2 Location. Vapor-processing equipment shall be located at or above grade. Sources of ignition shall be located not less than 50 feet (15 240 mm) from fuel-transfer areas and not less than 18 inches (457 mm) above tank fill openings and tops of dispenser islands. Vapor-processing units shall be located not less than 10 feet (3048 mm) from the

nearest building or lot line of a property which can be built upon.

Exception: Where the required distances to buildings, lot lines or fuel-transfer areas cannot be obtained, means shall be provided to protect equipment against fire exposure. Acceptable means shall include but not be limited to:

1. Approved protective enclosures, which extend at least 18 inches (457 mm) above the equipment, constructed of fire-resistant or noncombustible materials; or
2. Fire protection using an approved water-spray system.

2306.7.9.2.2.1 Distance from dispensing devices. Vapor-processing equipment shall be located a minimum of 20 feet (6096 mm) from dispensing devices.

2306.7.9.2.2.2 Physical protection. Vapor-processing equipment shall be protected against physical damage by guardrails, curbs, protective enclosures or fencing. Where approved protective enclosures are used, approved means shall be provided to ventilate the volume within the enclosure to prevent pocketing of flammable vapors.

2306.7.9.2.2.3 Downslopes. Where a downslope exists toward the location of the vapor-processing unit from a fuel-transfer area, the fire code official is authorized to require additional separation by distance and height.

2306.7.9.2.3 Installation. Vapor-processing units shall be securely mounted on concrete, masonry or structural steel supports on concrete or other non-combustible foundations. Vapor-recovery and vapor-processing equipment is allowed to be installed on roofs when approved.

2306.7.9.2.4 Piping. Piping in a mechanical-assist system shall be in accordance with Section 5703.6.

2306.8 Alcohol-blended fuel-dispensing operations. The design, fabrication and installation of alcohol-blended fuel-dispensing systems shall also be in accordance with Section 2306.7 and Sections 2306.8.1 through 2306.8.5.

2306.8.1 Approval of equipment. Dispensers, hoses, nozzles, breakaway fittings, swivels, flexible connectors or dispenser emergency shutoff valves, vapor recovery systems, leak detection devices and pumps used in alcohol-blended fuel-dispensing systems shall be listed or approved for the specific purpose.

2306.8.2 Change of system contents. Fuel-dispensing systems subject to change in contents from gasoline to alcohol-blended fuels shall be subject to fire code official review and approval prior to commencing dispensing operations.

2306.8.3 Facility identification. Facilities dispensing alcohol-blended fuels shall be identified by an approved means.

2306.8.4 Marking. Dispensers shall be marked in an approved manner to identify the types of alcohol-blended fuels to be dispensed.

2306.8.5 Maintenance and inspection. Equipment shall be maintained and inspected in accordance with Section 2305.2.

SECTION 2307 LIQUEFIED PETROLEUM GAS MOTOR FUEL-DISPENSING FACILITIES

2307.1 General. Motor fuel-dispensing facilities for liquefied petroleum gas (LP-gas) fuel shall be in accordance with this section and Chapter 61.

2307.2 Approvals. Storage vessels and equipment used for the storage or dispensing of LP-gas shall be approved or listed in accordance with Sections 2307.2.1 and 2307.2.2.

2307.2.1 Approved equipment. Containers, pressure relief devices (including pressure relief valves), pressure regulators and piping for LP-gas shall be approved.

2307.2.2 Listed equipment. Hoses, hose connections, vehicle fuel connections, dispensers, LP-gas pumps and electrical equipment used for LP-gas shall be listed.

2307.3 Attendants. Motor fuel-dispensing operations for LP-gas shall be conducted by qualified attendants or in accordance with Section 2307.6 by persons trained in the proper handling of LP-gas.

2307.4 Location of dispensing operations and equipment. In addition to the requirements of Section 2306.7, the point of transfer for LP-gas dispensing operations shall be 25 feet (7620 mm) or more from buildings having combustible exterior wall surfaces, buildings having noncombustible exterior wall surfaces that are not part of a 1-hour fire-resistance-rated assembly, or buildings having combustible overhangs, lot lines of property which could be built on, public streets, or sidewalks and railroads; and at least 10 feet (3048 mm) from driveways and buildings having noncombustible exterior wall surfaces that are part of a fire-resistance-rated assembly having a rating of 1 hour or more.

Exception: The point of transfer for LP-gas dispensing operations need not be separated from canopies that are constructed in accordance with the *California Building Code* and which provide weather protection for the dispensing equipment.

LP-gas containers shall be located in accordance with Chapter 61. LP-gas storage and dispensing equipment shall be located outdoors and in accordance with Section 2306.7.

2307.5 Installation of LP-gas dispensing devices and equipment. The installation and operation of LP-gas dispensing systems shall be in accordance with Sections 2307.5.1 through 2307.5.3 and Chapter 61. LP-gas dispensers and dispensing stations shall be installed in accordance with the manufacturer's specifications and their listing.

2307.5.1 Valves. A manual shutoff valve and an excess flow-control check valve shall be located in the liquid line between the pump and the dispenser inlet where the dispensing device is installed at a remote location and is not part of a complete storage and dispensing unit mounted on a common base.

An excess flow-control check valve or an emergency shutoff valve shall be installed in or on the dispenser at the point at which the dispenser hose is connected to the liquid piping. A differential backpressure valve shall be considered equivalent protection.

A listed shutoff valve shall be located at the discharge end of the transfer hose.

2307.5.2 Hoses. Hoses and piping for the dispensing of LP-gas shall be provided with hydrostatic relief valves. The hose length shall not exceed 18 feet (5486 mm). An approved method shall be provided to protect the hose against mechanical damage.

2307.5.3 Vehicle impact protection. Vehicle impact protection for LP-gas storage containers, pumps and dispensers shall be provided in accordance with Section 2306.4.

2307.6 Private fueling of motor vehicles. Self-service LP-gas dispensing systems, including key, code and card lock dispensing systems, shall not be open to the public and shall be limited to the filling of permanently mounted fuel containers on LP-gas powered vehicles.

In addition to the requirements of Sections 2305 and 2306.7, self-service LP-gas dispensing systems shall be in accordance with the following:

1. The system shall be provided with an emergency shut-off switch located within 100 feet (30 480 mm) of, but not less than 20 feet (6096 mm) from, dispensers.
2. The owner of the LP-gas motor fuel-dispensing facility shall provide for the safe operation of the system and the training of users.

2307.7 Overfilling. LP-gas containers shall not be filled in excess of the fixed outage installed by the manufacturer or the weight stamped on the tank.

SECTION 2308 COMPRESSED NATURAL GAS MOTOR FUEL-DISPENSING FACILITIES

2308.1 General. Motor fuel-dispensing facilities for compressed natural gas (CNG) fuel shall be in accordance with this section and Chapter 53.

2308.2 Approvals. Storage vessels and equipment used for the storage, compression or dispensing of CNG shall be approved or listed in accordance with Sections 2308.2.1 and 2308.2.2.

2308.2.1 Approved equipment. Containers, compressors, pressure relief devices (including pressure relief valves), and pressure regulators and piping used for CNG shall be approved.

2308.2.2 Listed equipment. Hoses, hose connections, dispensers, gas detection systems and electrical equipment used for CNG shall be listed. Vehicle-fueling connections shall be listed and labeled.

2308.3 Location of dispensing operations and equipment. Compression, storage and dispensing equipment shall be located above ground, outside.

Exceptions:

1. Compression, storage or dispensing equipment shall be allowed in buildings of noncombustible construction, as set forth in the *California Building Code*, which are unenclosed for three-quarters or more of the perimeter.
2. Compression, storage and dispensing equipment shall be allowed indoors or in vaults in accordance with Chapter 53.

2308.3.1 Location on property. In addition to the requirements of Section 2303.1, compression, storage and dispensing equipment not located in vaults complying with Chapter 53 shall be installed as follows:

1. Not beneath power lines.
2. Ten feet (3048 mm) or more from the nearest building or lot line that could be built on, public street, sidewalk or source of ignition.

Exception: Dispensing equipment need not be separated from canopies that are constructed in accordance with the *California Building Code* and that provide weather protection for the dispensing equipment.

3. Twenty-five feet (7620 mm) or more from the nearest rail of any railroad track and 50 feet (15 240 mm) or more from the nearest rail of any railroad main track or any railroad or transit line where power for train propulsion is provided by an outside electrical source, such as third rail or overhead catenary.
4. Fifty feet (15 240 mm) or more from the vertical plane below the nearest overhead wire of a trolley bus line.

2308.4 Private fueling of motor vehicles. Self-service CNG-dispensing systems, including key, code and card lock dispensing systems, shall be limited to the filling of permanently mounted fuel containers on CNG-powered vehicles.

In addition to the requirements in Section 2305, the owner of a self-service CNG motor fuel-dispensing facility shall ensure the safe operation of the system and the training of users.

2308.5 Pressure regulators. Pressure regulators shall be designed and installed or protected so that their operation will not be affected by the elements (freezing rain, sleet, snow or ice), mud or debris. The protection is allowed to be an integral part of the regulator.

2308.6 Valves. Gas piping to equipment shall be provided with a remote, readily accessible manual shutoff valve.

2308.7 Emergency shutdown control. An emergency shutdown control shall be located within 75 feet (22 860 mm) of, but not less than 25 feet (7620 mm) from, dispensers and shall also be provided in the compressor area. Upon activation, the emergency shutdown system shall automatically shut off the power supply to the compressor and close valves between the main gas supply and the compressor and between the storage containers and dispensers.

2308.8 Discharge of CNG from motor vehicle fuel storage containers. The discharge of CNG from motor vehicle fuel cylinders for the purposes of maintenance, cylinder certification, calibration of dispensers or other activities shall be in accordance with Sections 2308.8.1 through 2308.8.1.2.6.

2308.8.1 Methods of discharge. The discharge of CNG from motor vehicle fuel cylinders shall be accomplished through a closed transfer system in accordance with Section 2308.8.1.1 or an approved method of atmospheric venting in accordance with Section 2308.8.1.2.

2308.8.1.1 Closed transfer system. A documented procedure that explains the logical sequence for discharging the cylinder shall be provided to the fire code official for review and approval. The procedure shall include what actions the operator will take in the event of a low-pressure or high-pressure natural gas release during the discharging activity. A drawing illustrating the arrangement of piping, regulators and equipment settings shall be provided to the fire code official for review and approval. The drawing shall illustrate the piping and regulator arrangement and shall be shown in spatial relation to the location of the compressor, storage vessels and emergency shutdown devices.

2308.8.1.2 Atmospheric venting. Atmospheric venting of CNG shall comply with Sections 2308.8.1.2.1 through 2308.8.1.2.6.

2308.8.1.2.1 Plans and specifications. A drawing illustrating the location of the vessel support, piping, the method of grounding and bonding, and other requirements specified herein shall be provided to the fire code official for review and approval.

2308.8.1.2.2 Cylinder stability. A method of rigidly supporting the vessel during the venting of CNG shall be provided. The selected method shall provide not less than two points of support and shall prevent the horizontal and lateral movement of the vessel. The system shall be designed to prevent the movement of the vessel based on the highest gas-release velocity through valve orifices at the vessel's rated pressure and volume. The structure or appurtenance shall be constructed of noncombustible materials.

2308.8.1.2.3 Separation. The structure or appurtenance used for stabilizing the cylinder shall be separated from the site equipment, features and exposures and shall be located in accordance with Table 2308.8.1.2.3.

**TABLE 2308.8.1.2.3
SEPARATION DISTANCE FOR ATMOSPHERIC VENTING OF CNG**

EQUIPMENT OR FEATURE	MINIMUM SEPARATION (feet)
Buildings	25
Building openings	25
CNG compressor and storage vessels	25
CNG dispensers	25
Lot lines	15
Public ways	15
Vehicles	25

For SI: 1 foot = 304.8 mm.

2308.8.1.2.4 Grounding and bonding. The structure or appurtenance used for supporting the cylinder shall be grounded in accordance with *California Electrical Code*. The cylinder valve shall be bonded prior to the commencement of venting operations.

2308.8.1.2.5 Vent tube. A vent tube that will divert the gas flow to atmosphere shall be installed on the cylinder prior to commencement of the venting and purging operation. The vent tube shall be constructed of pipe or tubing materials approved for use with CNG in accordance with Chapter 53.

The vent tube shall be capable of dispersing the gas a minimum of 10 feet (3048 mm) above grade level. The vent tube shall not be provided with a rain cap or other feature which would limit or obstruct the gas flow.

At the connection fitting of the vent tube and the CNG cylinder, a listed bidirectional detonation flame arrester shall be provided.

2308.8.1.2.6 Signage. Approved "No Smoking" signs complying with Section 310 shall be posted within 10 feet (3048 mm) of the cylinder support structure or appurtenance. Approved CYLINDER SHALL BE BONDED signs shall be posted on the cylinder support structure or appurtenance.

**SECTION 2309
HYDROGEN MOTOR FUEL-DISPENSING AND
GENERATION FACILITIES**

2309.1 General. Hydrogen motor fuel-dispensing and generation facilities shall be in accordance with this section and Chapter 58. Where a fuel-dispensing facility also includes a repair garage, the repair operation shall comply with Section 2311.

2309.2 Equipment. Equipment used for the generation, compression, storage or dispensing of hydrogen shall be designed for the specific application in accordance with Sections 2309.2.1 through 2309.2.3.

2309.2.1 Approved equipment. Cylinders, containers and tanks; pressure relief devices, including pressure valves; hydrogen vaporizers; pressure regulators; and piping used

for gaseous hydrogen systems shall be designed and constructed in accordance with Chapters 53, 55 and 58.

2309.2.2 Listed or approved equipment. Hoses, hose connections, compressors, hydrogen generators, dispensers, detection systems and electrical equipment used for hydrogen shall be listed or approved for use with hydrogen. Hydrogen motor-fueling connections shall be listed and labeled or approved for use with hydrogen.

2309.2.3 Electrical equipment. Electrical installations shall be in accordance with *California Electrical Code*.

2309.3 Location on property. In addition to the requirements of Section 2303.1, dispensing equipment shall be located in accordance with Sections 2309.3.1 through Section 2309.3.2.

2309.3.1 Location of operations and equipment. Generation, compression, storage and dispensing equipment shall be located in accordance with Sections 2309.3.1.1 through 2309.3.1.5.5.

2309.3.1.1 Outdoors. Generation, compression, or storage equipment shall be allowed outdoors in accordance with Chapter 58.

2309.3.1.2 Indoors. Generation, compression, storage and dispensing equipment shall be located in indoor rooms or areas constructed in accordance with the requirements of the *California Building Code*, the *California Mechanical Code* and one of the following:

1. Inside a building in a hydrogen cutoff room designed and constructed in accordance with Section 421 of the *California Building Code*.
2. Inside a building not in a hydrogen cutoff room where the gaseous hydrogen system is listed and labeled for indoor installation and installed in accordance with the manufacturer's installation instructions.
3. Inside a building in a dedicated hydrogen fuel-dispensing area having an aggregate hydrogen delivery capacity no greater than 12 standard cubic feet per minute (SCFM) and designed and constructed in accordance with Section 703.1 of the *California Mechanical Code*.

2309.3.1.2.1 Maintenance. Gaseous hydrogen systems and detection devices shall be maintained in accordance with the manufacturer's instructions.

2309.3.1.2.2 Smoking. Smoking shall be prohibited in hydrogen cutoff rooms. "No Smoking" signs shall be provided at all entrances to hydrogen cutoff rooms.

2309.3.1.2.3 Ignition source control. Open flames, flame-producing devices and other sources of ignition shall be controlled in accordance with Chapter 58.

2309.3.1.2.4 Housekeeping. Hydrogen cutoff rooms shall be kept free from combustible debris and storage.

2309.3.1.3 Gaseous hydrogen storage. Storage of gaseous hydrogen shall be in accordance with Chapters 53 and 58.

2309.3.1.4 Liquefied hydrogen storage. Storage of liquefied hydrogen shall be in accordance with Chapters 55 and 58.

2309.3.1.5 Canopy tops. Gaseous hydrogen compression and storage equipment located on top of motor fuel-dispensing facility canopies shall be in accordance with the *California Mechanical Code*.

2309.3.1.5.1 Construction. Canopies shall be constructed in accordance with the motor fuel-dispensing facility canopy requirements of Section 406.7 of the *California Building Code*.

2309.3.1.5.2 Fire-extinguishing systems. Fuel-dispensing areas under canopies shall be equipped throughout with an approved automatic sprinkler system in accordance with Section 903.3.1.1. The design of the sprinkler system shall not be less than that required for Extra Hazard Group 2 occupancies. Operation of the sprinkler system shall activate the emergency functions of Sections 2309.3.1.5.3 and 2309.3.1.5.4.

2309.3.1.5.3 Emergency discharge. Operation of the automatic sprinkler system shall activate an automatic emergency discharge system, which will discharge the hydrogen gas from the equipment on the canopy top through the vent pipe system.

2309.3.1.5.4 Emergency shutdown control. Operation of the automatic sprinkler system shall activate the emergency shutdown control required by Section 2309.5.3.

2309.3.1.5.5 Signage. Approved signage having 2-inch (51 mm) block letters shall be affixed at approved locations on the exterior of the canopy structure stating: CANOPY TOP HYDROGEN STORAGE.

2309.3.2 Canopies. Dispensing equipment need not be separated from canopies of Type I or II construction that are constructed in a manner that prevents the accumulation of hydrogen gas and in accordance with Section 406.7 of the *California Building Code*.

2309.4 Dispensing into motor vehicles at self-service hydrogen motor fuel-dispensing facilities. Self-service hydrogen motor fuel-dispensing systems, including key, code and card lock dispensing systems, shall be limited to the filling of permanently mounted fuel containers on hydrogen-powered vehicles.

In addition to the requirements in Section 2311, the owner of a self-service hydrogen motor fuel-dispensing facility shall provide for the safe operation of the system through the institution of a fire safety plan submitted in accordance with Section 404, the training of employees and operators who use and maintain the system in accordance with Section 406, and provisions for hazard communication in accordance with Section 407.

2309.4.1 Dispensing systems. Dispensing systems shall be equipped with an overpressure protection device set at 140 percent of the service pressure of the fueling nozzle it supplies.

2309.5 Safety precautions. Safety precautions at hydrogen motor fuel-dispensing and generation facilities shall be in accordance with Sections 2309.5.1 through 2309.5.3.1.

2309.5.1 Protection from vehicles. Guard posts or other approved means shall be provided to protect hydrogen storage systems and use areas subject to vehicular damage in accordance with Section 312.

2309.5.1.1 Vehicle fueling pad. The vehicle shall be fueled on noncoated concrete or other approved paving material having a resistance not exceeding 1 megohm as determined by the methodology specified in EN 1081.

2309.5.2 Emergency shutoff valves. A manual emergency shutoff valve shall be provided to shut down the flow of gas from the hydrogen supply to the piping system.

2309.5.2.1 Identification. Manual emergency shutoff valves shall be identified and the location shall be clearly visible, accessible and indicated by means of a sign.

2309.5.3 Emergency shutdown controls. In addition to the manual emergency shutoff valve required by Section 2309.5.2, a remotely located, manually activated emergency shutdown control shall be provided. An emergency shutdown control shall be located within 75 feet (22 860 mm) of, but not less than 25 feet (7620 mm) from, dispensers and hydrogen generators.

2309.5.3.1 System requirements. Activation of the emergency shutdown control shall automatically shut off the power supply to all hydrogen storage, compression and dispensing equipment; shut off natural gas or other fuel supply to the hydrogen generator; and close valves between the main supply and the compressor and between the storage containers and dispensing equipment.

SECTION 2310

MARINE MOTOR FUEL-DISPENSING FACILITIES

2310.1 General. The construction of marine motor fuel-dispensing facilities shall be in accordance with the *California Building Code* and NFPA 30A. The storage of Class I, II or IIIA liquids at marine motor fuel-dispensing facilities shall be in accordance with this chapter and Chapter 57.

2310.2 Storage and handling. The storage and handling of Class I, II or IIIA liquids at marine motor fuel-dispensing facilities shall be in accordance with Sections 2310.2.1 through 2310.2.3.

2310.2.1 Class I, II or IIIA liquid storage. Class I, II or IIIA liquids stored inside of buildings used for marine

motor fuel-dispensing facilities shall be stored in approved containers or portable tanks. Storage of Class I liquids shall not exceed 10 gallons (38 L).

Exception: Storage in liquid storage rooms in accordance with Section 5704.3.7.

2310.2.2 Class II or IIIA liquid storage and dispensing. Class II or IIIA liquids stored or dispensed inside of buildings used for marine motor fuel-dispensing facilities shall be stored in and dispensed from approved containers or portable tanks. Storage of Class II and IIIA liquids shall not exceed 120 gallons (454 L).

2310.2.3 Heating equipment. Heating equipment installed in Class I, II or IIIA liquid storage or dispensing areas shall comply with Section 2301.6.

2310.3 Dispensing. The dispensing of liquid fuels at marine motor fuel-dispensing facilities shall comply with Sections 2310.3.1 through 2310.3.5.

2310.3.1 General. Wharves, piers or floats at marine motor fuel-dispensing facilities shall be used exclusively for the dispensing or transfer of petroleum products to or from marine craft, except that transfer of essential ship stores is allowed.

2310.3.2 Supervision. Marine motor fuel-dispensing facilities shall have an attendant or supervisor who is fully aware of the operation, mechanics and hazards inherent to fueling of boats on duty whenever the facility is open for business. The attendant's primary function shall be to supervise, observe and control the dispensing of Class I, II or IIIA liquids or flammable gases.

2310.3.3 Hoses and nozzles. Dispensing of Class I, II or IIIA liquids into the fuel tanks of marine craft shall be by means of an approved-type hose equipped with a listed automatic-closing nozzle without a latch-open device.

Hoses used for dispensing or transferring Class I, II or IIIA liquids, when not in use, shall be reeled, racked or otherwise protected from mechanical damage.

2310.3.4 Portable containers. Dispensing of Class I, II or IIIA liquids into containers, other than fuel tanks, shall be in accordance with Section 2304.4.1.

2310.3.5 Liquefied petroleum gas. Liquefied petroleum gas cylinders shall not be filled at marine motor fuel-dispensing facilities unless approved. Approved storage facilities for LP-gas cylinders shall be provided. See also Section 2307.

2310.4 Fueling of marine vehicles at other than approved marine motor fuel-dispensing facilities. Fueling of floating marine craft at other than a marine motor fuel-dispensing facility shall comply with Sections 2310.4.1 and 2310.4.2.

2310.4.1 Class I liquid fuels. Fueling of floating marine craft with Class I fuels at other than a marine motor fuel-dispensing facility is prohibited.

2310.4.2 Class II or III liquid fuels. Fueling of floating marine craft with Class II or III fuels at other than a

marine motor fuel-dispensing facility shall be in accordance with all of the following:

1. The premises and operations shall be approved by the fire code official.
2. Tank vehicles and fueling operations shall comply with Section 5706.6.
3. The dispensing nozzle shall be of the listed automatic-closing type without a latch-open device.
4. Nighttime deliveries shall only be made in lighted areas.
5. The tank vehicle flasher lights shall be in operation while dispensing.
6. Fuel expansion space shall be left in each fuel tank to prevent overflow in the event of temperature increase.

2310.5 Fire prevention regulations. General fire safety regulations for marine motor fuel-dispensing facilities shall comply with Sections 2310.5.1 through 2310.5.7.

2310.5.1 Housekeeping. Marine motor fuel-dispensing facilities shall be maintained in a neat and orderly manner. Accumulations of rubbish or waste oils in excessive amounts shall be prohibited.

2310.5.2 Spills. Spills of Class I, II or IIIA liquids at or on the water shall be reported immediately to the fire department and jurisdictional authorities.

2310.5.3 Rubbish containers. Metal containers with tight-fitting or self-closing metal lids shall be provided for the temporary storage of combustible trash or rubbish.

2310.5.4 Marine vessels and craft. Vessels or craft shall not be made fast to fuel docks serving other vessels or craft occupying a berth at a marine motor fuel-dispensing facility.

2310.5.5 Sources of ignition. Construction, maintenance, repair and reconditioning work involving the use of open flames, arcs or spark-producing devices shall not be performed at marine motor fuel-dispensing facilities or within 50 feet (15 240 mm) of the dispensing facilities, including piers, wharves or floats, except for emergency repair work approved in writing by the fire code official. Fueling shall not be conducted at the pier, wharf or float during the course of such emergency repairs.

2310.5.5.1 Smoking. Smoking or open flames shall be prohibited within 50 feet (15 240 mm) of fueling operations. "No Smoking" signs complying with Section 310 shall be posted conspicuously about the premises. Such signs shall have letters not less than 4 inches (102 mm) in height on a background of contrasting color.

2310.5.6 Preparation of tanks for fueling. Boat owners and operators shall not offer their craft for fueling unless the tanks being filled are properly vented to dissipate fumes to the outside atmosphere.

2310.5.7 Warning signs. Warning signs shall be prominently displayed at the face of each wharf, pier or float at

such elevation as to be clearly visible from the decks of marine craft being fueled. Such signs shall have letters not less than 3 inches (76 mm) in height on a background of contrasting color bearing the following or approved equivalent wording:

WARNING

NO SMOKING—STOP ENGINE WHILE FUELING,
SHUT OFF ELECTRICITY

DO NOT START ENGINE UNTIL AFTER BELOW
DECK SPACES ARE VENTILATED.

2310.6 Fire protection. Fire protection features for marine motor fuel-dispensing facilities shall comply with Sections 2310.6.1 through 2310.6.4.

2310.6.1 Standpipe hose stations. Fire hose, where provided, shall be enclosed within a cabinet, and hose stations shall be labeled: FIRE HOSE—EMERGENCY USE ONLY.

2310.6.2 Obstruction of fire protection equipment. Materials shall not be placed on a pier in such a manner as to obstruct access to fire-fighting equipment or piping system control valves.

2310.6.3 Access. Where the pier is accessible to vehicular traffic, an unobstructed roadway to the shore end of the wharf shall be maintained for access by fire apparatus.

2310.6.4 Portable fire extinguishers. Portable fire extinguishers in accordance with Section 906, each having a minimum rating of 20-B:C, shall be provided as follows:

1. One on each float.
2. One on the pier or wharf within 25 feet (7620 mm) of the head of the gangway to the float, unless the office is within 25 feet (7620 mm) of the gangway or is on the float and an extinguisher is provided thereon.

**SECTION 2311
REPAIR GARAGES**

2311.1 General. Repair garages shall comply with this section and the *California Building Code*. Repair garages for vehicles that use more than one type of fuel shall comply with the applicable provisions of this section for each type of fuel used.

Where a repair garage also includes a motor fuel-dispensing facility, the fuel-dispensing operation shall comply with the requirements of this chapter for motor fuel-dispensing facilities.

2311.2 Storage and use of flammable and combustible liquids. The storage and use of flammable and combustible liquids in repair garages shall comply with Chapter 57 and Sections 2311.2.1 through 2311.2.4.

2311.2.1 Cleaning of parts. Cleaning of parts shall be conducted in listed and approved parts-cleaning machines in accordance with Chapter 57.

2311.2.2 Waste oil, motor oil and other Class IIIB liquids. Waste oil, motor oil and other Class IIIB liquids shall be stored in approved tanks or containers, which are allowed to be stored and dispensed from inside repair garages.

2311.2.2.1 Tank location. Tanks storing Class IIIB liquids in repair garages are allowed to be located at, below or above grade, provided that adequate drainage or containment is provided.

2311.2.2.2 Liquid classification. Crankcase drainings shall be classified as Class IIIB liquids unless otherwise determined by testing.

2311.2.3 Drainage and disposal of liquids and oil-soaked waste. Garage floor drains, where provided, shall drain to approved oil separators or traps discharging to a sewer in accordance with the *California Plumbing Code*. Contents of oil separators, traps and floor drainage systems shall be collected at sufficiently frequent intervals and removed from the premises to prevent oil from being carried into the sewers.

2311.2.3.1 Disposal of liquids. Crankcase drainings and liquids shall not be dumped into sewers, streams or on the ground, but shall be stored in approved tanks or containers in accordance with Chapter 57 until removed from the premises.

2311.2.3.2 Disposal of oily waste. Self-closing metal cans shall be used for oily waste.

2311.2.4 Spray finishing. Spray finishing with flammable or combustible liquids shall comply with Chapter 24.

2311.3 Sources of ignition. Sources of ignition shall not be located within 18 inches (457 mm) of the floor and shall comply with Chapters 3 and 35.

2311.3.1 Equipment. Appliances and equipment installed in a repair garage shall comply with the provisions of the *California Building Code*, the *California Mechanical Code* and the *California Electrical Code*.

2311.3.2 Smoking. Smoking shall not be allowed in repair garages except in approved locations.

2311.4 Below-grade areas. Pits and below-grade work areas in repair garages shall comply with Sections 2311.4.1 through 2311.4.3.

2311.4.1 Construction. Pits and below-grade work areas shall be constructed in accordance with the *California Building Code*.

2311.4.2 Means of egress. Pits and below-grade work areas shall be provided with means of egress in accordance with Chapter 10.

2311.4.3 Ventilation. Where Class I liquids or LP-gas are stored or used within a building having a basement or pit wherein flammable vapors could accumulate, the basement or pit shall be provided with mechanical ventilation in accordance with the *California Mechanical Code*, at a minimum rate of $1\frac{1}{2}$ cubic feet per minute per square foot (cfm/ft^2) [$0.008 \text{ m}^3/(\text{s} \cdot \text{m}^2)$] to prevent the accumulation of flammable vapors.

2311.5 Preparation of vehicles for repair. For vehicles powered by gaseous fuels, the fuel shutoff valves shall be closed prior to repairing any portion of the vehicle fuel system.

Vehicles powered by gaseous fuels in which the fuel system has been damaged shall be inspected and evaluated for fuel system integrity prior to being brought into the repair garage. The inspection shall include testing of the entire fuel delivery system for leakage.

2311.6 Fire extinguishers. Fire extinguishers shall be provided in accordance with Section 906.

2311.7 Repair garages for vehicles fueled by lighter-than-air fuels. Repair garages for the conversion and repair of vehicles which use CNG, liquefied natural gas (LNG), hydrogen or other lighter-than-air motor fuels shall be in accordance with Sections 2311.7 through 2311.7.2.3 in addition to the other requirements of Section 2311.

Exception: Repair garages where work is not performed on the fuel system and is limited to exchange of parts and maintenance requiring no open flame or welding.

2311.7.1 Ventilation. Repair garages used for the repair of natural gas- or hydrogen-fueled vehicles shall be provided with an approved mechanical ventilation system. The mechanical ventilation system shall be in accordance with the *California Mechanical Code* and Sections 2311.7.1.1 and 2311.7.1.2.

Exception: Repair garages with natural ventilation when approved.

2311.7.1.1 Design. Indoor locations shall be ventilated utilizing air supply inlets and exhaust outlets arranged to provide uniform air movement to the extent practical. Inlets shall be uniformly arranged on exterior walls near floor level. Outlets shall be located at the high point of the room in exterior walls or the roof.

Ventilation shall be by a continuous mechanical ventilation system or by a mechanical ventilation system activated by a continuously monitoring natural gas detection system or, for hydrogen, a continuously monitoring flammable gas detection system, each activating at a gas concentration of not more than 25 percent of the lower flammable limit (LFL). In all cases, the system shall shut down the fueling system in the event of failure of the ventilation system.

The ventilation rate shall be at least 1 cubic foot per minute per 12 cubic feet [$0.00139 \text{ m}^3 \times (\text{s} \cdot \text{m}^3)$] of room volume.

2311.7.1.2 Operation. The mechanical ventilation system shall operate continuously.

Exceptions:

1. Mechanical ventilation systems that are interlocked with a gas detection system designed in accordance with Sections 2311.7.2 through 2311.7.2.3.
2. Mechanical ventilation systems in repair garages that are used only for repair of vehicles fueled by liquid fuels or odorized gases,

such as CNG, where the ventilation system is electrically interlocked with the lighting circuit.

2311.7.2 Gas detection system. Repair garages used for repair of vehicles fueled by nonodorized gases, such as hydrogen and nonodorized LNG, shall be provided with a flammable gas detection system.

2311.7.2.1 System design. The flammable gas detection system shall be listed or approved and shall be calibrated to the types of fuels or gases used by vehicles to be repaired. The gas detection system shall be designed to activate when the level of flammable gas exceeds 25 percent of the lower flammable limit (LFL). Gas detection shall also be provided in lubrication or chassis service pits of repair garages used for repairing nonodorized LNG-fueled vehicles.

2311.7.2.1.1 Gas detection system components. Gas detection system control units shall be listed and labeled in accordance with UL 864 or UL 2017. Gas detectors shall be listed and labeled in accordance with UL 2075 for use with the gases and vapors being detected.

2311.7.2.2 Operation. Activation of the gas detection system shall result in all the following:

1. Initiation of distinct audible and visual alarm signals in the repair garage.
2. Deactivation of all heating systems located in the repair garage.
3. Activation of the mechanical ventilation system, when the system is interlocked with gas detection.

2311.7.2.3 Failure of the gas detection system. Failure of the gas detection system shall result in the deactivation of the heating system, activation of the mechanical ventilation system and where the system is interlocked with gas detection and causes a trouble signal to sound in an approved location.

2311.8 Defueling of hydrogen from motor vehicle fuel storage containers. The discharge or defueling of hydrogen from motor vehicle fuel storage tanks for the purpose of maintenance, cylinder certification, calibration of dispensers or other activities shall be in accordance with Sections 2311.8.1 through 2311.8.1.2.4.

2311.8.1 Methods of discharge. The discharge of hydrogen from motor vehicle fuel storage tanks shall be accomplished through a closed transfer system in accordance with Section 2311.8.1.1 or an approved method of atmospheric venting in accordance with Section 2311.8.1.2.

2311.8.1.1 Closed transfer system. A documented procedure that explains the logic sequence for discharging the storage tank shall be provided to the fire code official for review and approval. The procedure shall include what actions the operator is required to take in the event of a low-pressure or high-pressure hydrogen release during discharging activity. Schematic design documents shall be provided illustrating the arrange-

ment of piping, regulators and equipment settings. The construction documents shall illustrate the piping and regulator arrangement and shall be shown in spatial relation to the location of the compressor, storage vessels and emergency shutdown devices.

2311.8.1.2 Atmospheric venting of hydrogen from motor vehicle fuel storage containers. When atmospheric venting is used for the discharge of hydrogen from motor vehicle fuel storage tanks, such venting shall be in accordance with Sections 2311.8.1.2.1 through 2311.8.1.2.4.

2311.8.1.2.1 Defueling equipment required at vehicle maintenance and repair facilities. All facilities for repairing hydrogen systems on hydrogen-fueled vehicles shall have equipment to defuel vehicle storage tanks. Equipment used for defueling shall be listed and labeled for the intended use.

2311.8.1.2.1.1 Manufacturer's equipment required. Equipment supplied by the vehicle manufacturer shall be used to connect the vehicle storage tanks to be defueled to the vent pipe system.

2311.8.1.2.1.2 Vent pipe maximum diameter. Defueling vent pipes shall have a maximum inside diameter of 1 inch (25 mm).

2311.8.1.2.1.3 Maximum flow rate. The maximum rate of hydrogen flow through the vent pipe system shall not exceed 1,000 cfm at NTP (0.47 m³/s) and shall be controlled by means of the manufacturer's equipment, at low pressure and without adjustment.

2311.8.1.2.1.4 Isolated use. The vent pipe used for defueling shall not be connected to another venting system used for any other purpose.

2311.8.1.2.2 Construction documents. Construction documents shall be provided illustrating the defueling system to be utilized. Plan details shall be of sufficient detail and clarity to allow for evaluation of the piping and control systems to be utilized and include the method of support for cylinders, containers or tanks to be used as part of a closed transfer system, the method of grounding and bonding, and other requirements specified herein.

2311.8.1.2.3 Stability of cylinders, containers and tanks. A method of rigidly supporting cylinders, containers or tanks used during the closed transfer system discharge or defueling of hydrogen shall be provided. The method shall provide not less than two points of support and shall be designed to resist lateral movement of the receiving cylinder, container or tank. The system shall be designed to resist movement of the receiver based on the highest gas-release velocity through valve orifices at the receiver's rated service pressure and volume. Supporting structure or appurtenance used to support receivers shall be constructed of noncombustible

materials in accordance with the *California Building Code*.

2311.8.1.2.4 Grounding and bonding. Cylinders, containers or tanks and piping systems used for defueling shall be bonded and grounded. Structures or appurtenances used for supporting the cylinders, containers or tanks shall be grounded in accordance with *California Electrical Code*. The valve of the vehicle storage tank shall be bonded with the defueling system prior to the commencement of discharge or defueling operations.

2311.8.2 Repair of hydrogen piping. Piping systems containing hydrogen shall not be opened to the atmosphere for repair without first purging the piping with an inert gas to achieve 1 percent hydrogen or less by volume. Defueling operations and exiting purge flow shall be vented in accordance with Section 2311.8.1.2.

2311.8.3 Purging. Each individual manufactured component of a hydrogen generating, compression, storage or dispensing system shall have a label affixed as well as a description in the installation and owner's manuals describing the procedure for purging air from the system during startup, regular maintenance and for purging hydrogen from the system prior to disassembly (to admit air).

For the interconnecting piping between the individual manufactured components, the pressure rating must be at least 20 times the absolute pressure present in the piping when any hydrogen meets any air.

2311.8.3.1 System purge required. After installation, repair or maintenance, the hydrogen piping system shall be purged of air in accordance with the manufacturer's procedure for purging air from the system.

CALIFORNIA FIRE CODE – MATRIX ADOPTION TABLE

CHAPTER 24 – FLAMMABLE FINISHES

(Matrix Adoption Tables are non-regulatory, intended only as an aid to the user.
See Chapter 1 for state agency authority and building applications.)

Adopting Agency	BSC	SFM		HCD			DSA		OSHPD				BSCC	DHS	AGR	DWR	CEC	CA	SL	SLC
		T-24	T-19*	1	2	1/AC	AC	SS	1	2	3	4								
Adopt Entire Chapter																				
Adopt Entire Chapter as amended (amended sections listed below)		X																		
Adopt only those sections that are listed below																				
[California Code of Regulations, Title 19, Division 1]																				
Chapter / Section																				
2407.2		X																		

* The California Code of Regulations (CCR), Title 19, Division 1 provisions that are found in the California Fire Code are a reprint from the current CCR, Title 19, Division 1 text for the code user's convenience only. The scope, applicability and appeals procedures of CCR, Title 19, Division I remain the same.

CHAPTER 24

FLAMMABLE FINISHES

SECTION 2401 GENERAL

2401.1 Scope. This chapter shall apply to locations or areas where any of the following activities are conducted:

1. The application of flammable finishes to articles or materials by means of spray apparatus.
2. The application of flammable finishes by dipping or immersing articles or materials into the contents of tanks, vats or containers of flammable or combustible liquids for coating, finishing, treatment or similar processes.
3. The application of flammable finishes by applying combustible powders to articles or materials utilizing powder spray guns, electrostatic powder spray guns, fluidized beds or electrostatic fluidized beds.
4. Floor surfacing or finishing operations using Class I or II liquids in areas exceeding 350 square feet (32.5 m²).
5. The application of flammable finishes consisting of dual-component coatings or Class I or II liquids when applied by brush or roller in quantities exceeding 1 gallon (4 L).

2401.2 Nonapplicability. This chapter shall not apply to spray finishing utilizing flammable or combustible liquids which do not sustain combustion, including:

1. Liquids that have no fire point when tested in accordance with ASTM D 92.
2. Liquids with a flashpoint greater than 95°F (35°C) in a water-miscible solution or dispersion with a water and inert (noncombustible) solids content of more than 80 percent by weight.

2401.3 Permits. Permits shall be required as set forth in Sections 105.6 and 105.7.

SECTION 2402 DEFINITIONS

2402.1 Definitions. The following terms are defined in Chapter 2:

- DETEARING.
- DIP TANK.
- ELECTROSTATIC FLUIDIZED BED.
- FLAMMABLE FINISHES.
- FLAMMABLE VAPOR AREA.
- FLUIDIZED BED.
- LIMITED SPRAYING SPACE.
- RESIN APPLICATION AREA.
- ROLL COATING.
- SPRAY BOOTH.
- SPRAY ROOM.
- SPRAYING SPACE.

SECTION 2403 PROTECTION OF OPERATIONS

2403.1 General. Operations covered by this chapter shall be protected as required by Sections 2403.2 through 2403.4.4.

2403.2 Sources of ignition. Protection against sources of ignition shall be provided in accordance with Sections 2403.2.1 through 2403.2.8.

2403.2.1 Electrical wiring and equipment. Electrical wiring and equipment shall comply with this chapter and California Electrical Code.

2403.2.1.1 Flammable vapor areas. Electrical wiring and equipment in flammable vapor areas shall be of an explosion proof type approved for use in such hazardous locations. Such areas shall be considered to be Class I, Division 1 or Class II, Division 1 hazardous locations in accordance with *California Electrical Code*.

2403.2.1.2 Areas subject to deposits of residues. Electrical equipment, flammable vapor areas or drying operations that are subject to splashing or dripping of liquids shall be specifically approved for locations containing deposits of readily ignitable residue and explosive vapors.

Exceptions:

1. This provision shall not apply to wiring in rigid conduit, threaded boxes or fittings not containing taps, splices or terminal connections.
2. This provision shall not apply to electrostatic equipment allowed by Section 2407.

In resin application areas, electrical wiring and equipment that is subject to deposits of combustible residues shall be listed for such exposure and shall be installed as required for hazardous (classified) locations. Electrical wiring and equipment not subject to deposits of combustible residues shall be installed as required for ordinary hazard locations.

2403.2.1.3 Areas adjacent to spray booths. Electrical wiring and equipment located outside of, but within 5 feet (1524 mm) horizontally and 3 feet (914 mm) vertically of openings in a spray booth or a spray room, shall be approved for Class I, Division 2 or Class II, Division 2 hazardous locations, whichever is applicable.

2403.2.1.4 Areas subject to overspray deposits. Electrical equipment in flammable vapor areas located such that deposits of combustible residues could readily accumulate thereon shall be specifically approved for locations containing deposits of readily ignitable residue and explosive vapors in accordance with *California Electrical Code*.

Exceptions:

1. Wiring in rigid conduit.
2. Boxes or fittings not containing taps, splices or terminal connections.
3. Equipment allowed by Sections 2404 and 2407 and Chapter 30.

2403.2.2 Open flames and sparks. Open flames and spark-producing devices shall not be located in flammable vapor areas and shall not be located within 20 feet (6096 mm) of such areas unless separated by a permanent partition.

Exception: Drying and baking apparatus complying with Section 2404.6.1.2.

2403.2.3 Hot surfaces. Heated surfaces having a temperature sufficient to ignite vapors shall not be located in flammable vapor areas. Space-heating appliances, steam pipes or hot surfaces in a flammable vapor area shall be located such that they are not subject to accumulation of deposits of combustible residues.

Exception: Drying apparatus complying with Section 2404.6.1.2.

2403.2.4 Equipment enclosures. Equipment or apparatus that is capable of producing sparks or particles of hot metal that would fall into a flammable vapor area shall be totally enclosed.

2403.2.5 Grounding. Metal parts of spray booths, exhaust ducts and piping systems conveying Class I or II liquids shall be electrically grounded in accordance with *California Electrical Code*. Metallic parts located in resin application areas, including but not limited to exhaust ducts, ventilation fans, spray application equipment, workpieces and piping, shall be electrically grounded.

2403.2.6 Smoking prohibited. Smoking shall be prohibited in flammable vapor areas and hazardous materials storage rooms associated with flammable finish processes. "No Smoking" signs complying with Section 310 shall be conspicuously posted in such areas.

2403.2.7 Welding warning signs. Welding, cutting and similar spark-producing operations shall not be conducted in or adjacent to flammable vapor areas or dipping or coating operations unless precautions have been taken to provide safety. Conspicuous signs with the following warning shall be posted in the vicinity of flammable vapor areas, dipping operations and paint storage rooms:

NO WELDING
THE USE OF WELDING OR CUTTING
EQUIPMENT IN OR NEAR THIS AREA
IS DANGEROUS BECAUSE OF FIRE
AND EXPLOSION HAZARDS. WELDING
AND CUTTING SHALL BE DONE ONLY
UNDER THE SUPERVISION OF THE
PERSON IN CHARGE.

2403.2.8 Powered industrial trucks. Powered industrial trucks used in electrically classified areas shall be listed for such use.

2403.3 Storage, use and handling of flammable and combustible liquids. The storage, use and handling of flammable and combustible liquids shall be in accordance with this section and Chapter 57.

2403.3.1 Use. Containers supplying spray nozzles shall be of a closed type or provided with metal covers, which are kept closed. Containers not resting on floors shall be on noncombustible supports or suspended by wire cables. Containers supplying spray nozzles by gravity flow shall not exceed 10 gallons (37.9 L) in capacity.

2403.3.2 Valves. Containers and piping to which a hose or flexible connection is attached shall be provided with a shutoff valve at the connection. Such valves shall be kept shut when hoses are not in use.

2403.3.3 Pumped liquid supplies. Where flammable or combustible liquids are supplied to spray nozzles by positive displacement pumps, pump discharge lines shall be provided with an approved relief valve discharging to pump suction or a safe detached location.

2403.3.4 Liquid transfer. Where a flammable mixture is transferred from one portable container to another, a bond shall be provided between the two containers. At least one container shall be grounded. Piping systems for Class I and II liquids shall be permanently grounded.

2403.3.5 Class I liquids as solvents. Class I liquids used as solvents shall be used in spray gun and equipment cleaning machines that have been listed and approved for such purpose or shall be used in spray booths or spray rooms in accordance with Sections 2403.3.5.1 and 2403.3.5.2.

2403.3.5.1 Listed devices. Cleaning machines for spray guns and equipment shall not be located in areas open to the public and shall be separated from ignition sources in accordance with their listings or by a distance of 3 feet (914 mm), whichever is greater. The quantity of solvent used in a machine shall not exceed the design capacity of the machine.

2403.3.5.2 Within spray booths and spray rooms. When solvents are used for cleaning spray nozzles and auxiliary equipment within spray booths and spray rooms, the ventilating equipment shall be operated during cleaning.

2403.3.6 Class II and III liquids. Solvents used outside of spray booths, spray rooms or listed and approved spray gun and equipment cleaning machines shall be restricted to Class II and III liquids.

2403.4 Operations and maintenance. Flammable vapor areas, exhaust fan blades and exhaust ducts shall be kept free from the accumulation of deposits of combustible residues. Where excessive residue accumulates in such areas, spraying operations shall be discontinued until conditions are corrected.

2403.4.1 Tools. Scrapers, spuds and other tools used for cleaning purposes shall be constructed of nonsparking materials.

2403.4.2 Residue. Residues removed during cleaning and debris contaminated with residue shall be immediately removed from the premises and properly disposed.

2403.4.3 Waste cans. Approved metal waste cans equipped with self-closing lids shall be provided wherever rags or waste are impregnated with finishing material. Such rags and waste shall be deposited therein immediately after being utilized. The contents of waste cans shall be properly disposed of at least once daily and at the end of each shift.

2403.4.4 Solvent recycling. Solvent distillation equipment used to recycle and clean dirty solvents shall comply with Section 5705.4.

SECTION 2404 SPRAY FINISHING

2404.1 General. The application of flammable or combustible liquids by means of spray apparatus in continuous or intermittent processes shall be in accordance with the requirements of Sections 2403 and 2404.2 through 2404.9.4.

2404.2 Location of spray-finishing operations. Spray finishing operations conducted in buildings used for Group A, E, I or R occupancies shall be located in a spray room protected with an approved automatic sprinkler system installed in accordance with Section 903.3.1.1 and separated vertically and horizontally from other areas in accordance with the *California Building Code*. In other occupancies, spray-finishing operations shall be conducted in a spray room, spray booth or spraying space approved for such use.

Exceptions:

1. Automobile undercoating spray operations and spray-on automotive lining operations conducted in areas with approved natural or mechanical ventilation shall be exempt from the provisions of Section 2404 when approved and where utilizing Class IIIA or IIIB combustible liquids.
2. In buildings other than Group A, E, I or R occupancies, approved limited spraying space in accordance with Section 2404.9.
3. Resin application areas used for manufacturing of reinforced plastics complying with Section 2409 shall not be required to be located in a spray room, spray booth or spraying space.

2404.3 Design and construction. Design and construction of spray rooms, spray booths and spray spaces shall be in accordance with Sections 2404.3 through 2404.3.3.1.

2404.3.1 Spray rooms. Spray rooms shall be constructed and designed in accordance with this section and the *California Building Code*, and shall comply with Sections 2404.4 through 2404.8.

2404.3.1.1 Floor. Combustible floor construction in spray rooms shall be covered by approved, noncombustible, nonsparking material, except where combustible coverings, including but not limited to thin paper or plastic and strippable coatings, are utilized over noncombustible materials to facilitate cleaning operations in spray rooms.

2404.3.2 Spray booths. The design and construction of spray booths shall be in accordance with Sections 2404.3.2.1 through 2404.3.2.6, Sections 2404.4 through 2404.8 and NFPA 33.

2404.3.2.1 Construction. Spray booths shall be constructed of approved noncombustible materials. Aluminum shall not be used. Where walls or ceiling assemblies are constructed of sheet metal, single-skin assemblies shall be no thinner than 0.0478 inch (1.2 mm) and each sheet of double-skin assemblies shall be no thinner than 0.0359 inch (20 gage) (0.9 mm). Structural sections of spray booths are allowed to

be sealed with latex-based or similar caulks and sealants.

2404.3.2.2 Surfaces. The interior surfaces of spray booths shall be smooth; shall be constructed so as to permit the free passage of exhaust air from all parts of the interior, and to facilitate washing and cleaning; and shall be designed to confine residues within the booth. Aluminum shall not be used.

2404.3.2.3 Floor. Combustible floor construction in spray booths shall be covered by approved, noncombustible, nonsparking material, except where combustible coverings, including but not limited to thin paper or plastic and strippable coatings, are utilized over noncombustible materials to facilitate cleaning operations in spray booths.

2404.3.2.4 Means of egress. Means of egress shall be provided in accordance with Chapter 10.

Exception: Means of egress doors from premanufactured spray booths shall not be less than 30 inches (762 mm) in width by 80 inches (2032 mm) in height.

2404.3.2.5 Clear space. Spray booths shall be installed so that all parts of the booth are readily accessible for cleaning. A clear space of not less than 3 feet (914 mm) shall be maintained on all sides of the spray booth. This clear space shall be kept free of any storage or combustible construction.

Exceptions:

1. This requirement shall not prohibit locating a spray booth closer than 3 feet (914 mm) to or directly against an interior partition, wall or floor/ceiling assembly that has a fire-resistance rating of not less than 1 hour, provided the spray booth can be adequately maintained and cleaned.
2. This requirement shall not prohibit locating a spray booth closer than 3 feet (914 mm) to an exterior wall or a roof assembly, provided the wall or roof is constructed of noncombustible material and the spray booth can be adequately maintained and cleaned.

2404.3.2.6 Size. The aggregate area of spray booths in a building shall not exceed the lesser of 10 percent of the area of any floor of a building or the basic area allowed for a Group H-2 occupancy without area increases, as set forth in the *California Building Code*. The area of an individual spray booth in a building shall not exceed the lesser of the aggregate size limit or 1,500 square feet (139 m²).

Exception: One individual booth not exceeding 500 square feet (46 m²).

2404.3.3 Spraying spaces. Spraying spaces shall be designed and constructed in accordance with the *California Building Code*, and Section 2404.3.3.1 and Sections 2404.4 through 2404.8 of this code.

2404.3.3.1 Floor. Combustible floor construction in spraying spaces shall be covered by approved, noncombustible, nonsparking material, except where combustible coverings, such as thin paper or plastic and strippable coatings, are utilized over noncombustible materials to facilitate cleaning operations in spraying spaces.

2404.4 Fire protection. Spray booths and spray rooms shall be protected by an approved automatic fire-extinguishing system complying with Chapter 9. Protection shall also extend to exhaust plenums, exhaust ducts and both sides of dry filters when such filters are used.

2404.4.1 Fire extinguishers. Portable fire extinguishers complying with Section 906 shall be provided for spraying areas in accordance with the requirements for an extra (high) hazard occupancy.

2404.5 Housekeeping, maintenance and storage of hazardous materials. Housekeeping, maintenance, storage and use of hazardous materials shall be in accordance with Sections 2403.3, 2403.4, 2404.5.1 and 2404.5.2.

2404.5.1 Different coatings. Spray booths, spray rooms and spraying spaces shall not be alternately utilized for different types of coating materials where the combination of materials is conducive to spontaneous ignition, unless all deposits of one material are removed from the booth, room or space and exhaust ducts prior to spraying with a different material.

2404.5.2 Protection of sprinklers. Automatic sprinklers installed in flammable vapor areas shall be protected from the accumulation of residue from spraying operations in an approved manner. Bags used as a protective covering shall be 0.003-inch-thick (0.076 mm) polyethylene or cellophane or shall be thin paper. Automatic sprinklers contaminated by overspray particles shall be replaced with new automatic sprinklers.

2404.6 Sources of ignition. Control of sources of ignition shall be in accordance with Section 2403.2 and Sections 2404.6.1 through 2404.6.2.4.

2404.6.1 Drying operations. Spray booths and spray rooms shall not be alternately used for the purpose of drying by arrangements or methods that could cause an increase in the surface temperature of the spray booth or spray room except in accordance with Sections 2404.6.1.1 and 2404.6.1.2. Except as specifically provided in this section, drying or baking units utilizing a heating system having open flames or that are capable of producing sparks shall not be installed in a flammable vapor areas.

2404.6.1.1 Spraying procedure. The spraying procedure shall use low-volume spray application.

2404.6.1.2 Drying apparatus. Fixed drying apparatus shall comply with this chapter and the applicable provisions of Chapter 30. When recirculation ventilation is provided in accordance with Section 2404.7.2, the heating system shall not be within the recirculation air path.

2404.6.1.2.1 Interlocks. The spraying apparatus, drying apparatus and ventilating system for the

spray booth or spray room shall be equipped with interlocks arranged to:

1. Prevent operation of the spraying apparatus while drying operations are in progress.
2. Purge spray vapors from the spray booth or spray room for a period of not less than 3 minutes before the drying apparatus is rendered operable.
3. Have the ventilating system maintain a safe atmosphere within the spray booth or spray room during the drying process and automatically shut off drying apparatus in the event of a failure of the ventilating system.
4. Shut off the drying apparatus automatically if the air temperature within the booth exceeds 200°F (93°C).

2404.6.1.2.2 Portable infrared apparatus. When a portable infrared drying apparatus is used, electrical wiring and portable infrared drying equipment shall comply with *California Electrical Code*. Electrical equipment located within 18 inches (457 mm) of floor level shall be approved for Class I, Division 2 hazardous locations. Metallic parts of drying apparatus shall be electrically bonded and grounded. During spraying operations, portable drying apparatus and electrical connections and wiring thereto shall not be located within spray booths, spray rooms or other areas where spray residue would be deposited thereon.

2404.6.2 Illumination. Where spraying spaces, spray rooms or spray booths are illuminated through glass panels or other transparent materials, only fixed luminaires shall be utilized as a source of illumination.

2404.6.2.1 Glass panels. Panels for luminaires or for observation shall be of heat-treated glass, wired glass or hammered wire glass and shall be sealed to confine vapors, mists, residues, dusts and deposits to the flammable vapor area. Panels for luminaires shall be separated from the luminaire to prevent the surface temperature of the panel from exceeding 200°F (93°C).

2404.6.2.2 Exterior luminaires. Luminaires attached to the walls or ceilings of a flammable vapor area, but outside of any classified area and separated from the flammable vapor areas by vapor-tight glass panels, shall be suitable for use in ordinary hazard locations. Such luminaires shall be serviced from outside the flammable vapor areas.

2404.6.2.3 Integral luminaires. Luminaires that are an integral part of the walls or ceiling of a flammable vapor area are allowed to be separated from the flammable vapor area by glass panels that are an integral part of the luminaire. Such luminaires shall be listed for use in Class I, Division 2 or Class II, Division 2 locations, whichever is applicable, and also shall be suitable for accumulations of deposits of combustible residues. Such luminaires are allowed to be serviced from inside the flammable vapor area.

2404.6.2.4 Portable electric lamps. Portable electric lamps shall not be used in flammable vapor areas during spraying operations. Portable electric lamps used during cleaning or repairing operations shall be of a type approved for hazardous locations.

2404.7 Ventilation. Mechanical ventilation of flammable vapor areas shall be provided in accordance with Section 502.7 of the *California Mechanical Code*.

2404.7.1 Operation. Mechanical ventilation shall be kept in operation at all times while spraying operations are being conducted and for a sufficient time thereafter to allow vapors from drying coated articles and finishing material residue to be exhausted. Spraying equipment shall be interlocked with the ventilation of the flammable vapor areas such that spraying operations cannot be conducted unless the ventilation system is in operation.

2404.7.2 Recirculation. Air exhausted from spraying operations shall not be recirculated.

Exceptions:

1. Air exhausted from spraying operations is allowed to be recirculated as makeup air for unmanned spray operations, provided that:
 - 1.1. The solid particulate has been removed.
 - 1.2. The vapor concentration is less than 25 percent of the LFL.
 - 1.3. Approved equipment is used to monitor the vapor concentration.
 - 1.4. When the vapor concentration exceeds 25 percent of the LFL, the following shall occur:
 - a. An alarm shall sound; and
 - b. Spray operations shall automatically shut down.
 - 1.5. In the event of shutdown of the vapor concentration monitor, 100 percent of the air volume specified in the *California Mechanical Code* is automatically exhausted.
2. Air exhausted from spraying operations is allowed to be recirculated as makeup air to manned spraying operations where all of the conditions provided in Exception 1 are included in the installation and documents have been prepared to show that the installation does not pose a life safety hazard to personnel inside the spray booth, spraying space or spray room.

2404.7.3 Air velocity. Ventilation systems shall be designed, installed and maintained such that the average air velocity over the open face of the booth, or booth cross section in the direction of airflow during spraying operations, shall not be less than 100 feet per minute (0.51 m/s).

2404.7.4 Ventilation obstruction. Articles being sprayed shall be positioned in a manner that does not obstruct collection of overspray.

FLAMMABLE FINISHES

2404.7.5 Independent ducts. Each spray booth and spray room shall have an independent exhaust duct system discharging to the outside.

Exceptions:

1. Multiple spray booths having a combined frontal area of 18 square feet (1.67 m²) or less are allowed to have a common exhaust when identical spray finishing material is used in each booth. If more than one fan serves one booth, fans shall be interconnected such that all fans will operate simultaneously.
2. Where treatment of exhaust is necessary for air pollution control or for energy conservation, ducts shall be allowed to be manifolded if all of the following conditions are met:
 - 2.1. The sprayed materials used are compatible and will not react or cause ignition of the residue in the ducts.
 - 2.2. Nitrocellulose-based finishing material shall not be used.
 - 2.3. A filtering system shall be provided to reduce the amount of overspray carried into the duct manifold.
 - 2.4. Automatic sprinkler protection shall be provided at the junction of each booth exhaust with the manifold, in addition to the protection required by this chapter.

2404.7.6 Termination point. The termination point for exhaust ducts discharging to the atmosphere shall not be less than the following distances:

1. Ducts conveying explosive or flammable vapors, fumes or dusts: 30 feet (9144 mm) from the lot line; 10 feet (3048 mm) from openings into the building; 6 feet (1829 mm) from exterior walls and roofs; 30 feet (9144 mm) from combustible walls or openings into the building that are in the direction of the exhaust discharge; 10 feet (3048 mm) above adjoining grade.
2. Other product-conveying outlets: 10 feet (3048 mm) from the lot line; 3 feet (914 mm) from exterior walls and roofs; 10 feet (3048 mm) from openings into the building; 10 feet (3048 mm) above adjoining grade.

2404.7.7 Fan motors and belts. Electric motors driving exhaust fans shall not be placed inside booths or ducts. Fan rotating elements shall be nonferrous or nonsparking or the casing shall consist of, or be lined with, such material. Belts shall not enter the duct or booth unless the belt and pulley within the duct are tightly enclosed.

2404.7.8 Filters. Air intake filters that are part of a wall or ceiling assembly shall be listed as Class I or II in accordance with UL 900. Exhaust filters shall be required.

2404.7.8.1 Supports. Supports and holders for filters shall be constructed of noncombustible materials.

2404.7.8.2 Attachment. Overspray collection filters shall be readily removable and accessible for cleaning or replacement.

2404.7.8.3 Maintaining air velocity. Visible gauges, audible alarms or pressure-activated devices shall be installed to indicate or ensure that the required air velocity is maintained.

2404.7.8.4 Filter rolls. Spray booths equipped with a filter roll that is automatically advanced when the air velocity is reduced to less than 100 feet per minute (0.51 m/s) shall be arranged to shut down the spraying operation if the filter roll fails to advance automatically.

2404.7.8.5 Filter disposal. Discarded filter pads shall be immediately removed to a safe, detached location or placed in a noncombustible container with a tight-fitting lid and disposed of properly.

2404.7.8.6 Spontaneous ignition. Spray booths using dry filters shall not be used for spraying materials that are highly susceptible to spontaneous heating and ignition. Filters shall be changed prior to spraying materials that could react with other materials previously collected. An example of a potentially reactive combination includes lacquer when combined with varnishes, stains or primers.

2404.7.8.7 Waterwash spray booths. Waterwash spray booths shall be of an approved design so as to prevent excessive accumulation of deposits in ducts and residue at duct outlets. Such booths shall be arranged so that air and overspray are drawn through a continuously flowing water curtain before entering an exhaust duct to the building exterior.

2404.8 Interlocks. Interlocks for spray application finishes shall be in accordance with Sections 2404.8.1 through 2404.8.2.

2404.8.1 Automated spray application operations. Where protecting automated spray application operations, automatic fire-extinguishing systems shall be equipped with an approved interlock feature that will, upon discharge of the system, automatically stop the spraying operations and workpiece conveyors into and out of the flammable vapor areas. Where the building is equipped with a fire alarm system, discharge of the automatic fire-extinguishing system shall also activate the building alarm notification appliances.

2404.8.1.1 Alarm station. A manual fire alarm and emergency system shutdown station shall be installed to serve each flammable vapor area. When activated, the station shall accomplish the functions indicated in Section 2404.8.1.

2404.8.1.2 Alarm station location. At least one manual fire alarm and emergency system shutdown station shall be readily accessible to operating personnel. Where access to this station is likely to involve exposure to danger, an additional station shall be located adjacent to an exit from the area.

2404.8.2 Ventilation interlock prohibited. Air makeup and flammable vapor area exhaust systems shall not be interlocked with the fire alarm system and shall remain in operation during a fire alarm condition.

Exception: Where the type of fire-extinguishing system used requires such ventilation to be discontinued, air makeup and exhaust systems shall shut down and dampers shall close.

2404.9 Limited spraying spaces. Limited spraying spaces shall comply with Sections 2404.9.1 through 2404.9.4.

2404.9.1 Job size. The aggregate surface area to be sprayed shall not exceed 9 square feet (0.84 m²).

2404.9.2 Frequency. Spraying operations shall not be of a continuous nature.

2404.9.3 Ventilation. Positive mechanical ventilation providing a minimum of six complete air changes per hour shall be installed. Such system shall meet the requirements of this code for handling flammable vapor areas. Explosion venting is not required.

2404.9.4 Electrical wiring. Electrical wiring within 10 feet (3048 mm) of the floor and 20 feet (6096 mm) horizontally of the limited spraying space shall be designed for Class I, Division 2 locations in accordance with *California Electrical Code*.

SECTION 2405 DIPPING OPERATIONS

2405.1 General. Dip-tank operations shall comply with the requirements of Section 2403 and Sections 2405.2 through 2405.11.

2405.2 Location of dip-tank operations. Dip-tank operations conducted in buildings used for Group A, I or R occupancies shall be located in a room designed for that purpose, equipped with an approved automatic sprinkler system and separated vertically and horizontally from other areas in accordance with the *California Building Code*.

2405.3 Construction of dip tanks. Dip tanks shall be constructed in accordance with Sections 2405.3.1 through 2405.3.4.3 and NFPA 34. Dip tanks, including drain boards, shall be constructed of noncombustible material and their supports shall be of heavy metal, reinforced concrete or masonry.

2405.3.1 Overflow. Dip tanks greater than 150 gallons (568 L) in capacity or 10 square feet (0.93 m²) in liquid surface area shall be equipped with a trapped overflow pipe leading to an approved location outside the building. The bottom of the overflow connection shall not be less than 6 inches (152 mm) below the top of the tank.

2405.3.2 Bottom drains. Dip tanks greater than 500 gallons (1893 L) in liquid capacity shall be equipped with bottom drains that are arranged to automatically and manually drain the tank quickly in the event of a fire unless the viscosity of the liquid at normal atmospheric temperature makes this impractical. Manual operation shall be from a safe, accessible location. Where gravity flow is not practicable, automatic pumps shall be provided. Such drains

shall be trapped and discharged to a closed, vented salvage tank or to an approved outside location.

Exception: Dip tanks containing Class IIIB combustible liquids where the liquids are not heated above room temperature and the process area is protected by automatic sprinklers.

2405.3.3 Dipping liquid temperature control. Protection against the accumulation of vapors, self-ignition and excessively high temperatures shall be provided for dipping liquids that are heated directly or heated by the surfaces of the object being dipped.

2405.3.4 Dip-tank covers. Dip-tank covers allowed by Section 2405.4.1 shall be capable of manual operation and shall be automatic closing by approved automatic-closing devices designed to operate in the event of a fire.

2405.3.4.1 Construction. Covers shall be constructed of noncombustible material or be of a tin-clad type with enclosing metal applied with locked joints.

2405.3.4.2 Supports. Chain or wire rope shall be utilized for cover supports or operating mechanisms.

2405.3.4.3 Closed covers. Covers shall be kept closed when tanks are not in use.

2405.4 Fire protection. Dip-tank operations shall be protected in accordance with Sections 2405.4.1 through 2405.4.2.

2405.4.1 Fixed fire-extinguishing equipment. An approved automatic fire-extinguishing system or dip-tank cover in accordance with Section 2405.3.4 shall be provided for the following dip tanks:

1. Dip tanks less than 150 gallons (568 L) in capacity or 10 square feet (0.93 m²) in liquid surface area.
2. Dip tanks containing a liquid with a flash point below 110°F (43°C) used in such manner that the liquid temperature could equal or be greater than its flash point from artificial or natural causes, and having both a capacity of more than 10 gallons (37.9 L) and a liquid surface area of more than 4 square feet (0.37 m²).

2405.4.1.1 Fire-extinguishing system. An approved automatic fire-extinguishing system shall be provided for dip tanks with a 150-gallon (568 L) or more capacity or 10 square feet (0.93 m²) or larger in a liquid surface area. Fire-extinguishing system design shall be in accordance with NFPA 34.

2405.4.2 Portable fire extinguishers. Areas in the vicinity of dip tanks shall be provided with portable fire extinguishers complying with Section 906 and suitable for flammable and combustible liquid fires as specified for extra (high) hazard occupancies.

2405.5 Housekeeping, maintenance and storage of hazardous materials. Housekeeping, maintenance, storage and use of hazardous materials shall be in accordance with Sections 2403.3 and 2403.4.

2405.6 Sources of ignition. Control of sources of ignition shall be in accordance with Section 2403.2.

FLAMMABLE FINISHES

2405.7 Ventilation of flammable vapor areas. Flammable vapor areas shall be provided with mechanical ventilation adequate to prevent the dangerous accumulation of vapors. Required ventilation systems shall be arranged such that the failure of any ventilating fan shall automatically stop the dipping conveyor system.

2405.8 Conveyor interlock. Dip tanks utilizing a conveyor system shall be arranged such that in the event of a fire, the conveyor system shall automatically cease motion and the required tank bottom drains shall open.

2405.9 Hardening and tempering tanks. Hardening and tempering tanks shall comply with Sections 2405.3 through 2405.3.3, 2405.4.2 and 2405.8, but shall be exempt from other provisions of Section 2405.

2405.9.1 Location. Tanks shall be located as far as practical from furnaces and shall not be located on or near combustible floors.

2405.9.2 Hoods. Tanks shall be provided with a noncombustible hood and vent or other approved venting means, terminating outside of the structure to serve as a vent in case of a fire. Such vent ducts shall be treated as flues and proper clearances shall be maintained from combustible materials.

2405.9.3 Alarms. Tanks shall be equipped with a high-temperature limit switch arranged to sound an alarm when the temperature of the quenching medium reaches 50°F (10°C) below the flash point.

2405.9.4 Fire protection. Hardening and tempering tanks greater than 500 gallons (1893 L) in capacity or 25 square feet (2.3 m²) in liquid surface area shall be protected by an approved automatic fire-extinguishing system complying with Chapter 9.

2405.9.5 Use of air pressure. Air under pressure shall not be used to fill or agitate oil in tanks.

2405.10 Flow-coating operations. Flow-coating operations shall comply with the requirements for dip tanks. The area of the sump and any areas on which paint flows shall be considered to be the area of a dip tank.

2405.10.1 Paint supply. Paint shall be supplied by a gravity tank not exceeding 10 gallons (38 L) in capacity or by direct low-pressure pumps arranged to shut down automatically in case of a fire by means of approved heat-actuated devices.

2405.11 Roll-coating operations. Roll-coating operations shall comply with Section 2405.10. In roll-coating operations utilizing flammable or combustible liquids, sparks from static electricity shall be prevented by electrically bonding and grounding all metallic rotating and other parts of machinery and equipment and by the installation of static collectors, or by maintaining a conductive atmosphere such as a high relative humidity.

SECTION 2406 POWDER COATING

2406.1 General. Operations using finely ground particles of protective finishing material applied in dry powder form by a fluidized bed, an electrostatic fluidized bed, powder spray guns or electrostatic powder spray guns shall comply with Sections 2406.2 through 2406.7. In addition, Section 2407 shall apply to fixed electrostatic equipment used in powder coating operations.

2406.2 Location. Powder coating operations shall be conducted in enclosed powder coating rooms, enclosed powder coating facilities which are ventilated or ventilated spray booths.

2406.3 Construction of powder coating rooms and booths. Powder coating rooms shall be constructed of noncombustible materials. Spray booths shall be constructed in accordance with Section 2404.3.2.

Exception: Listed spray-booth assemblies that are constructed of other materials shall be allowed.

2406.4 Fire protection. Areas used for powder coating shall be protected by an approved automatic fire-extinguishing system complying with Chapter 9.

2406.4.1 Additional protection for fixed systems. Automated powder application equipment shall be protected by the installation of an approved, supervised flame detection apparatus that shall react to the presence of flame within 0.5 second and shall accomplish all of the following:

1. Shutting down of energy supplies (electrical and compressed air) to conveyor, ventilation, application, transfer and powder collection equipment.
2. Closing of segregation dampers in associated ductwork to interrupt airflow from application equipment to powder collectors.
3. Activation of an alarm that is audible throughout the powder coating room or booth.

2406.4.2 Fire extinguishers. Portable fire extinguishers complying with Section 906 shall be provided for areas used for powder coating in accordance with the requirements for an extra-hazard occupancy.

2406.5 Operation and maintenance. Powder coating areas shall be kept free from the accumulation of powder coating dusts, including horizontal surfaces such as ledges, beams, pipes, hoods, booths and floors.

2406.5.1 Cleaning. Surfaces shall be cleaned in such a manner so as to avoid scattering dusts to other places or creating dust clouds. Vacuum sweeping equipment shall be of a type approved for use in hazardous locations.

2406.6 Sources of ignition. Control of sources of ignition shall be in accordance with Section 2403.2 and Sections 2406.6.1 through 2406.6.4.

2406.6.1 Drying, curing and fusion equipment. Drying, curing and fusion equipment shall comply with Chapter 30.

2406.6.2 Spark-producing metals. Iron or spark-producing metals shall be prevented from being introduced into the powders being applied by magnetic separators, filter-type separators or by other approved means.

2406.6.3 Preheated parts. When parts are heated prior to coating, the temperature of the parts shall not exceed the ignition temperature of the powder to be used.

2406.6.4 Grounding and bonding. Precautions shall be taken to minimize the possibility of ignition by static electrical sparks through static bonding and grounding, where possible, of powder transport, application and recovery equipment.

2406.7 Ventilation. Exhaust ventilation shall be sufficient to maintain the atmosphere below one-half the minimum explosive concentration for the material being applied. Nondeposited, air-suspended powders shall be removed through exhaust ducts to the powder recovery system.

SECTION 2407 ELECTROSTATIC APPARATUS

2407.1 General. Electrostatic apparatus and devices used in connection with paint-spraying and paint-deteering operations shall be of an approved type.

2407.2 Location and clear space. A space of at least twice the sparking distance shall be maintained between goods being painted or deteered and electrodes, electrostatic atomizing heads or conductors. *The equipment manufacturer's operating instructions shall be consulted to determine the sparking distance of the equipment involved.* A sign stating the sparking distance shall be conspicuously posted near the assembly.

Exception: Portable electrostatic paint-spraying apparatus listed for use in Class I, Division 1, locations.

2407.3 Construction of equipment. Electrodes and electrostatic atomizing heads shall be of approved construction, rigidly supported in permanent locations and effectively insulated from ground. Insulators shall be nonporous and noncombustible.

Exception: Portable electrostatic paint-spraying apparatus listed for use in Class I, Division 1, locations.

2407.3.1 Barriers. Booths, fencing, railings or guards shall be placed about the equipment such that either by their location or character, or both, isolation of the process is maintained from plant storage and personnel. Railings, fencing and guards shall be of conductive material, adequately grounded, and at least 5 feet (1524 mm) from processing equipment.

Exception: Portable electrostatic paint-spraying apparatus listed for use in Class I, Division 1, locations.

2407.4 Fire protection. Areas used for electrostatic spray finishing with fixed equipment shall be protected with an

approved automatic fire-extinguishing system complying with Chapter 9 and Section 2407.4.1.

2407.4.1 Protection for automated liquid electrostatic spray application equipment. Automated liquid electrostatic spray application equipment shall be protected by the installation of an approved, supervised flame detection apparatus that shall, in the event of ignition, react to the presence of flame within 0.5 second and shall accomplish all of the following:

1. Activation of a local alarm in the vicinity of the spraying operation and activation of the building alarm system, if such a system is provided.
2. Shutting down of the coating material delivery system.
3. Termination of all spray application operations.
4. Stopping of conveyors into and out of the flammable vapor areas.
5. Disconnection of power to the high-voltage elements in the flammable vapor areas and disconnection of power to the system.

2407.5 Housekeeping, maintenance and storage of hazardous materials. Housekeeping, maintenance, storage and use of hazardous materials shall be in accordance with Sections 2403.3, 2403.4 and Sections 2407.5.1 and 2407.5.2.

2407.5.1 Maintenance. Insulators shall be kept clean and dry. Drip plates and screens subject to paint deposits shall be removable and taken to a safe place for cleaning. Grounds and bonding means for the paint-spraying apparatus and all associated equipment shall be periodically cleaned and maintained free of overspray.

2407.5.2 Signs. Signs shall be posted to provide the following information:

1. Designate the process zone as dangerous with respect to fire and accident.
2. Identify the grounding requirements for all electrically conductive objects in the flammable vapor area, including persons.
3. Restrict access to qualified personnel only.

2407.6 Sources of ignition. Transformers, power packs, control apparatus and all other electrical portions of the equipment, except high-voltage grids and electrostatic atomizing heads and connections, shall be located outside of the flammable vapor areas or shall comply with Section 2403.2.

2407.7 Ventilation. The flammable vapor area shall be ventilated in accordance with Section 2404.7.

2407.8 Emergency shutdown. Electrostatic apparatus shall be equipped with automatic controls operating without time delay to disconnect the power supply to the high-voltage transformer and signal the operator under any of the following conditions:

1. Stoppage of ventilating fans or failure of ventilating equipment from any cause.
2. Stoppage of the conveyor carrying articles past the high-voltage grid.

FLAMMABLE FINISHES

3. Occurrence of a ground or an imminent ground at any point of the high-voltage system.
4. Reduction of clearance below that required in Section 2407.2.

2407.9 Ventilation interlock. Hand electrostatic equipment shall be interlocked with the ventilation system for the spraying area so that the equipment cannot be operated unless the ventilating system is in operation.

SECTION 2408 ORGANIC PEROXIDES AND DUAL-COMPONENT COATINGS

2408.1 General. Spraying operations involving the use of organic peroxides and other dual-component coatings shall be in accordance with the requirements of Section 2403 and Sections 2408.2 through 2408.5.

2408.2 Use of organic peroxide coatings. Spraying operations involving the use of organic peroxides and other dual-component coatings shall be conducted in approved sprinklered spray booths complying with Section 2404.3.2.

2408.3 Equipment. Spray guns and related handling equipment used with organic peroxides shall be of a type manufactured for such use.

2408.3.1 Pressure tanks. Separate pressure vessels and inserts specifically for the application shall be used for the resin and for the organic peroxide, and shall not be interchanged. Organic peroxide pressure tank inserts shall be constructed of stainless steel or polyethylene.

2408.4 Housekeeping, maintenance, storage and use of hazardous materials. Housekeeping, maintenance, storage and use of hazardous materials shall be in accordance with Sections 2403.3 and 2403.4 and Sections 2408.4.1 through 2408.4.7.

2408.4.1 Contamination prevention. Organic peroxide initiators shall not be contaminated with foreign substances.

2408.4.2 Spilled material. Spilled organic peroxides shall be promptly removed so there are no residues. Spilled material absorbed by using a noncombustible absorbent shall be promptly disposed of in accordance with the manufacturer's recommendation.

2408.4.3 Residue control. Materials shall not be contaminated by dusts and overspray residues resulting from the sanding or spraying of finishing materials containing organic peroxides.

2408.4.4 Handling. Handling of organic peroxides shall be conducted in a manner that avoids shock and friction that produces decomposition and violent reaction hazards.

2408.4.5 Mixing. Organic peroxides shall not be mixed directly with accelerators or promoters.

2408.4.6 Personnel qualifications. Personnel working with organic peroxides and dual-component coatings shall be specifically trained to work with these materials.

2408.4.7 Storage. The storage of organic peroxides shall comply with Chapter 39.

2408.5 Sources of ignition. Only nonsparking tools shall be used in areas where organic peroxides are stored, mixed or applied.

SECTION 2409 INDOOR MANUFACTURING OF REINFORCED PLASTICS

2409.1 General. Indoor manufacturing processes involving spray or hand application of reinforced plastics and using more than 5 gallons (19 L) of resin in a 24-hour period shall be in accordance with Sections 2409.2 through 2409.6.1.

2409.2 Resin application equipment. Equipment used for spray application of resin shall be installed and used in accordance with Section 2408 and Sections 2409.3 through 2409.6.1.

2409.3 Fire protection. Resin application areas shall be protected by an automatic sprinkler system. The sprinkler system design shall not be less than that required for Ordinary Hazard, Group 2, with a minimum design area of 3,000 square feet (279 m²). Where the materials or storage arrangements are required by other regulations to be provided with a higher level of sprinkler system protection, the higher level of sprinkler system protection shall be provided.

2409.4 Housekeeping, maintenance, storage and use of hazardous materials. Housekeeping, maintenance, storage and use of hazardous materials shall be in accordance with Sections 2403.3 and 2403.4 and Sections 2409.4.1 through 2409.4.3.

2409.4.1 Handling of excess catalyzed resin. A noncombustible, open-top container shall be provided for disposal of excess catalyzed resin. Excess catalyzed resin shall be drained into the container while still in the liquid state. Enough water shall be provided in the container to maintain a minimum 2-inch (51 mm) water layer over the contained resin.

2409.4.2 Control of overchop. In areas where chopper guns are used, exposed wall and floor surfaces shall be covered with paper, polyethylene film or other approved material to allow for removal of overchop. Overchop shall be allowed to cure for not less than 4 hours prior to removal.

2409.4.2.1 Disposal. Following removal, used wall and floor covering materials required by Section 2409.4.2 shall be placed in a noncombustible container and removed from the facility.

2409.4.3 Storage and use of hazardous materials. Storage and use of organic peroxides shall be in accordance with Section 2408 and Chapter 62. Storage and use of flammable and combustible liquids shall be in accordance with Chapter 57. Storage and use of unstable (reactive) materials shall be in accordance with Chapter 66.

2409.5 Sources of ignition in resin application areas. Sources of ignition in resin application areas shall comply with Section 2403.2.

2409.6 Ventilation. Mechanical ventilation shall be provided throughout resin application areas in accordance with Section 2404.7. The ventilation rate shall be adequate to maintain the concentration of flammable vapors in the resin application area at or below 25 percent of the LFL.

Exception: Mechanical ventilation is not required for buildings that have 75 percent of the perimeter unenclosed.

2409.6.1 Local ventilation. Local ventilation shall be provided inside of workpieces where personnel will be under or inside of the workpiece.

SECTION 2410

FLOOR SURFACING AND FINISHING OPERATIONS

2410.1 Scope. Floor surfacing and finishing operations exceeding 350 square feet (33 m²) and using Class I or II liquids shall comply with Sections 2410.2 through 2410.5.

2410.2 Mechanical system operation. Heating, ventilation and air-conditioning systems shall not be operated during resurfacing or refinishing operations or within 4 hours of the application of flammable or combustible liquids.

2410.3 Business operation. Floor surfacing and finishing operations shall not be conducted while an establishment is open to the public.

2410.4 Ignition sources. The power shall be shut down to all electrical sources of ignition within the flammable vapor area, unless those devices are classified for use in Class I, Division 1 hazardous locations.

2410.5 Ventilation. To prevent the accumulation of flammable vapors, mechanical ventilation at a minimum rate of 1 cubic foot per minute per square foot [0.00508 m³/(s • m²)] of area being finished shall be provided. Such exhaust shall be by approved temporary or portable means. Vapors shall be exhausted to the exterior of the building.



CALIFORNIA FIRE CODE – MATRIX ADOPTION TABLE CHAPTER 25 – FRUIT AND CROP RIPENING

(Matrix Adoption Tables are non-regulatory, intended only as an aid to the user.)

See Chapter 1 for state agency authority and building applications.)

Not Adopted By The State Fire Marshal

Adopting Agency	BSC	SFM		HCD			DSA		OSHPD				BSCC	DHS	AGR	DWR	CEC	CA	SL	SLC
		T-24	T-19*	1	2	1/AC	AC	SS	1	2	3	4								
Adopt Entire Chapter																				
Adopt Entire Chapter as amended (amended sections listed below)																				
Adopt only those sections that are listed below																				
[California Code of Regulations, Title 19, Division 1]																				
Chapter / Section																				

* The *California Code of Regulations* (CCR), Title 19, Division 1 provisions that are found in the *California Fire Code* are a reprint from the current CCR, Title 19, Division 1 text for the code user's convenience only. The scope, applicability and appeals procedures of CCR, Title 19, Division I remain the same.

CHAPTER 25

FRUIT AND CROP RIPENING

SECTION 2501 GENERAL

2501.1 Scope. Ripening processes where ethylene gas is introduced into a room to promote the ripening of fruits, vegetables and other crops shall comply with this chapter.

Exception: Mixtures of ethylene and one or more inert gases in concentrations which prevent the gas from reaching greater than 25 percent of the lower explosive limit (LEL) when released to the atmosphere.

2501.2 Permits. Permits shall be required as set forth in Section 105.6.

2501.3 Ethylene generators. Approved ethylene generators shall be operated and maintained in accordance with Section 2506.

SECTION 2502 DEFINITIONS

2502.1 Terms defined in Chapter 2. Words and terms used in this chapter and defined in Chapter 2 shall have the meanings ascribed to them as defined therein.

SECTION 2503 ETHYLENE GAS

2503.1 Location. Ethylene gas shall be discharged only into approved rooms or enclosures designed and constructed for this purpose.

2503.2 Dispensing. Valves controlling discharge of ethylene shall provide positive and fail-closed control of flow and shall be set to limit the concentration of gas in air below 1,000 parts per million (ppm).

SECTION 2504 SOURCES OF IGNITION

2504.1 Ignition prevention. Sources of ignition shall be controlled or protected in accordance with this section and Chapter 3.

2504.2 Electrical wiring and equipment. Electrical wiring and equipment, including luminaires, shall be approved for use in Class I, Division 2, Group C hazardous (classified) locations.

2504.3 Static electricity. Containers, piping and equipment used to dispense ethylene shall be bonded and grounded to prevent the discharge of static sparks or arcs.

2504.4 Lighting. Lighting shall be by approved electric lamps or luminaires only.

2504.5 Heating. Heating shall be by indirect means utilizing low-pressure steam, hot water or warm air.

Exception: Electric or fuel-fired heaters approved for use in hazardous (classified) locations which are installed and operated in accordance with the applicable provisions of the *California Electrical Code* and the *California Mechanical Code*.

SECTION 2505 COMBUSTIBLE WASTE

2505.1 Housekeeping. Empty boxes, cartons, pallets and other combustible waste shall be removed from ripening rooms or enclosures and disposed of at regular intervals in accordance with Chapter 3.

**SECTION 2506
ETHYLENE GENERATORS**

2506.1 Ethylene generators. Ethylene generators shall be listed and labeled by an approved testing laboratory, approved by the fire code official and used only in approved rooms in accordance with the ethylene generator manufacturer's instructions. The listing evaluation shall include documentation that the concentration of ethylene gas does not exceed 25 percent of the lower explosive limit (LEL).

2506.2 Ethylene generator rooms. Ethylene generators shall be used in rooms having a volume of not less than 1,000 cubic feet (28 m³). Rooms shall have air circulation to ensure even distribution of ethylene gas and shall be free from sparks, open flames or other ignition sources.

**SECTION 2507
WARNING SIGNS**

2507.1 When required. Approved warning signs indicating the danger involved and necessary precautions shall be posted on all doors and entrances to the premises.

CALIFORNIA FIRE CODE – MATRIX ADOPTION TABLE
CHAPTER 26 – FUMIGATION AND INSECTICIDAL FOGGING
 (Matrix Adoption Tables are non-regulatory, intended only as an aid to the user.
 See Chapter 1 for state agency authority and building applications.)
Not Adopted By The State Fire Marshal

Adopting Agency	BSC	SFM		HCD			DSA		OSHPD				BSCC	DHS	AGR	DWR	CEC	CA	SL	SLC
		T-24	T-19*	1	2	1/AC	AC	SS	1	2	3	4								
Adopt Entire Chapter																				
Adopt Entire Chapter as amended (amended sections listed below)																				
Adopt only those sections that are listed below																				
[California Code of Regulations, Title 19, Division 1]																				
Chapter / Section																				

* The California Code of Regulations (CCR), Title 19, Division 1 provisions that are found in the California Fire Code are a reprint from the current CCR, Title 19, Division 1 text for the code user's convenience only. The scope, applicability and appeals procedures of CCR, Title 19, Division I remain the same.

CHAPTER 26
FUMIGATION AND INSECTICIDAL FOGGING

SECTION 2601
GENERAL

2601.1 Scope. Fumigation and insecticidal fogging operations within buildings, structures and spaces shall comply with this chapter.

2601.2 Permits. Permits shall be required as set forth in Section 105.6.

SECTION 2602
DEFINITIONS

2602.1 Definitions. The following terms are defined in Chapter 2:

FUMIGANT.

FUMIGATION.

INSECTICIDAL FOGGING.

SECTION 2603
FIRE SAFETY REQUIREMENTS

2603.1 General. Buildings, structures and spaces in which fumigation and insecticidal fogging operations are conducted shall comply with the fire protection and safety requirements of Sections 2603.2 through 2603.7.

2603.2 Sources of ignition. Fires, open flames and similar sources of ignition shall be eliminated from the space under fumigation or insecticidal fogging. Heating, where needed, shall be of an approved type.

2603.2.1 Electricity. Electricity in any part of the building, structure or space where operation of switches or elec-

trical devices, equipment or systems could serve as a source of ignition shall be shut off.

Exception: Circulating fans that have been specifically designed for utilization in hazardous atmospheres and installed in accordance with NFPA 70.

2603.2.2 Electronic devices. Electronic devices, including portable equipment and cellular phones, shall be shut off. Telephone lines shall be disconnected from telephones.

2603.2.3 Duration. Sources of ignition shall be shut off during the fumigation activity and remain shut off until the ventilation required in Section 2603.6 is completed.

2603.3 Notification. The fire code official and fire chief shall be notified in writing at least 48 hours before the building, structure or space is to be closed in connection with the utilization of any toxic or flammable fumigant. Notification shall give the location of the enclosed space to be fumigated or fogged, the occupancy, the fumigants or insecticides to be utilized, the person or persons responsible for the operation, and the date and time at which the operation will begin. Written notice of any fumigation or insecticidal fogging operation shall be given to all affected occupants of the building, structure or space in which such operations are to be conducted with sufficient advance notice to allow the occupants to evacuate the building, structure or space. Such notice shall inform the occupants as to the purposes, anticipated duration and hazards associated with the fumigation or insecticidal fogging operation.

2603.3.1 Warning signs. Approved warning signs indicating the danger, type of chemical involved and necessary precautions shall be posted on all doors and entrances to the affected building, structure or space and upon all

FUMIGATION AND INSECTICIDAL FOGGING

gangplanks and ladders from the deck, pier or land to a ship. Such notices shall be printed in red ink on a white background. Letters in the headlines shall be at least 2 inches (51 mm) in height and shall state the date and time of the operation, the name and address of the person, the name of the operator in charge, and a warning stating that the affected building, structure or space shall be vacated at least 1 hour before the operation begins and shall not be reentered until the danger signs have been removed by the proper authorities.

2603.3.2 Breathing apparatus. Persons engaged in the business of fumigation or insecticidal fogging shall maintain and have available approved protective breathing apparatus.

2603.3.3 Watch personnel. During the period fumigation is in progress, except when fumigation is conducted in a gas-tight vault or tank, a responsible watchperson shall remain on duty at the entrance or entrances to the enclosed fumigated space until after the fumigation is completed and the building, structure or space is properly ventilated and safe for occupancy. Sufficient watchers shall be provided to prevent persons from entering the enclosed space under fumigation without being observed.

2603.3.4 Evacuation during fumigation. Occupants of the building, structure or space to be fumigated, except the personnel conducting the fumigation, shall be evacuated from such building, structure or space prior to commencing fumigation operations.

2603.3.5 Evacuation during insecticidal fogging operations. Occupants in the building, structure or space to be fogged, except the personnel conducting the insecticidal fogging operations, shall be evacuated from such building, structure or space prior to commencing fogging operations.

2603.4 Insecticidal fogging liquids. Insecticidal fogging liquids with a flash point below 100°F (38°C) shall not be utilized.

2603.5 Sealing of buildings, structures and spaces. Paper and other similar materials that do not meet the flame propagation performance criteria of NFPA 701 shall not be used to wrap or cover a building, structure or space in excess of that required for the sealing of cracks, casements and similar openings.

2603.5.1 Maintenance of openings. All openings to the building, structure or space to be fumigated or fogged shall be kept securely closed during such operation.

2603.6 Venting and cleanup. At the end of the exposure period, fumigators shall safely and properly ventilate the premises and contents; properly dispose of fumigant containers, residues, debris and other materials used for such fumigation; and clear obstructions from gas-fired appliance vents.

2603.7 Flammable fumigants restricted. The use of carbon disulfide and hydrogen cyanide shall be restricted to agricultural fumigation.

CALIFORNIA FIRE CODE – MATRIX ADOPTION TABLE CHAPTER 27 – SEMICONDUCTOR FABRICATION FACILITIES

(Matrix Adoption Tables are non-regulatory, intended only as an aid to the user.

See Chapter 1 for state agency authority and building applications.)

Adopting Agency	BSC	SFM		HCD			DSA		OSHPD				BSCC	DHS	AGR	DWR	CEC	CA	SL	SLC
		T-24	T-19*	1	2	1/AC	AC	SS	1	2	3	4								
Adopt Entire Chapter		X																		
Adopt Entire Chapter as amended (amended sections listed below)																				
Adopt only those sections that are listed below																				
[California Code of Regulations, Title 19, Division 1]																				
Chapter / Section																				

* The *California Code of Regulations* (CCR), Title 19, Division 1 provisions that are found in the *California Fire Code* are a reprint from the current CCR, Title 19, Division 1 text for the code user's convenience only. The scope, applicability and appeals procedures of CCR, Title 19, Division I remain the same.

CHAPTER 27 SEMICONDUCTOR FABRICATION FACILITIES

SECTION 2701 GENERAL

2701.1 Scope. Semiconductor fabrication facilities and comparable research and development areas classified as Group H-5 shall comply with this chapter and the *California Building Code*. The use, storage and handling of hazardous materials in Group H-5 shall comply with this chapter, other applicable provisions of this code and the *California Building Code*.

2701.2 Application. The requirements set forth in this chapter are requirements specific only to Group H-5 and shall be applied as exceptions or additions to applicable requirements set forth elsewhere in this code.

2701.3 Multiple hazards. Where a material poses multiple hazards, all hazards shall be addressed in accordance with Section 5001.1.

2701.4 Existing buildings and existing fabrication areas. Existing buildings and existing fabrication areas shall comply with this chapter, except that transportation and handling of HPM in corridors and enclosures for stairways and ramps shall be allowed when in compliance with Section 2705.3.2 and the *California Building Code*.

2701.5 Permits. Permits shall be required as set forth in Section 105.6.

SECTION 2702 DEFINITIONS

2702.1 Definitions. The following terms are defined in Chapter 2:

CONTINUOUS GAS DETECTION SYSTEM.
EMERGENCY CONTROL STATION.

FABRICATION AREA.

HAZARDOUS PRODUCTION MATERIAL (HPM).

HPM FLAMMABLE LIQUID.

HPM ROOM.

PASS-THROUGH.

SEMICONDUCTOR FABRICATION FACILITY.

SERVICE CORRIDOR.

TOOL.

WORKSTATION.

SECTION 2703 GENERAL SAFETY PROVISIONS

2703.1 Emergency control station. An emergency control station shall be provided in accordance with Sections 2703.1.1 through 2703.1.3.

2703.1.1 Location. The emergency control station shall be located on the premises at an approved location outside the fabrication area.

2703.1.2 Staffing. Trained personnel shall continuously staff the emergency control station.

2703.1.3 Signals. The emergency control station shall receive signals from emergency equipment and alarm and detection systems. Such emergency equipment and alarm and detection systems shall include, but not be limited to, the following where such equipment or systems are required to be provided either in this chapter or elsewhere in this code:

1. Automatic sprinkler system alarm and monitoring systems.

2. Manual fire alarm systems.
3. Emergency alarm systems.
4. Continuous gas detection systems.
5. Smoke detection systems.
6. Emergency power system.
7. Automatic detection and alarm systems for pyrophoric liquids and Class 3 water-reactive liquids required by Section 2705.2.3.4.
8. Exhaust ventilation flow alarm devices for pyrophoric liquids and Class 3 water-reactive liquids cabinet exhaust ventilation systems required by Section 2705.2.3.4.

2703.2 Systems, equipment and processes. Systems, equipment and processes shall be in accordance with Sections 2703.2.1 through 2703.2.3.2.

2703.2.1 Application. Systems, equipment and processes shall include, but not be limited to, containers, cylinders, tanks, piping, tubing, valves and fittings.

2703.2.2 General requirements. In addition to the requirements in Section 2703.2, systems, equipment and processes shall also comply with Section 5003.2, other applicable provisions of this code, the *California Building Code* and the *California Mechanical Code*.

2703.2.3 Additional requirements for HPM supply piping. In addition to the requirements in Section 2703.2, HPM supply piping and tubing for HPM gases and liquids shall comply with this section.

2703.2.3.1 General requirements. The requirements set forth in Section 5003.2.2.2 shall apply to supply piping and tubing for HPM gases and liquids.

2703.2.3.2 Health-hazard ranking 3 or 4 HPM. Supply piping and tubing for HPM gases and liquids having a health-hazard ranking of 3 or 4 shall be welded throughout, except for connections located within a ventilation enclosure if the material is a gas, or an approved method of drainage or containment provided for connections if the material is a liquid.

2703.3 Construction requirements. Construction of semiconductor fabrication facilities shall be in accordance with Sections 2703.3.1 through 2703.3.9.

2703.3.1 Fabrication areas. Construction and location of fabrication areas shall comply with the *California Building Code*.

2703.3.2 Pass-throughs in exit access corridors. Pass-throughs in exit access corridors shall be constructed in accordance with the *California Building Code*.

2703.3.3 Liquid storage rooms. Liquid storage rooms shall comply with Chapter 57 and the *California Building Code*.

2703.3.4 HPM rooms. HPM rooms shall comply with the *California Building Code*.

2703.3.5 Gas cabinets. Gas cabinets shall comply with Section 5003.8.6.

2703.3.6 Exhausted enclosures. Exhausted enclosures shall comply with Section 5003.8.5.

2703.3.7 Gas rooms. Gas rooms shall comply with Section 5003.8.4.

2703.3.8 Service corridors. Service corridors shall comply with Section 2705.3 and the *California Building Code*.

2703.3.9 Cabinets containing pyrophoric liquids or water-reactive Class 3 liquids. Cabinets in fabrication areas containing pyrophoric liquids or Class 3 water-reactive liquids in containers or in amounts greater than 1/2 gallon (2 L) shall comply with Section 2705.2.3.4.

2703.4 Emergency plan. An emergency plan shall be established as set forth in Section 408.4.

2703.5 Maintenance of equipment, machinery and processes. Maintenance of equipment, machinery and processes shall comply with Section 5003.2.6.

2703.6 Security of areas. Areas shall be secured in accordance with Section 5003.9.2.

2703.7 Electrical wiring and equipment. Electrical wiring and equipment in HPM facilities shall comply with Sections 2703.7.1 through 2703.7.3.

2703.7.1 Fabrication areas. Electrical wiring and equipment in fabrication areas shall comply with *California Electrical Code*.

2703.7.2 Workstations. Electrical equipment and devices within 5 feet (1524 mm) of workstations in which flammable or pyrophoric gases or flammable liquids are used shall comply with *California Electrical Code* for Class I, Division 2 hazardous locations. Workstations shall not be energized without adequate exhaust ventilation in accordance with Section 2703.14.

Exception: Class I, Division 2 hazardous electrical equipment is not required when the air removal from the workstation or dilution will prevent the accumulation of flammable vapors and fumes on a continuous basis.

2703.7.3 Hazardous production material (HPM) rooms, gas rooms and liquid storage rooms. Electrical wiring and equipment in HPM rooms, gas rooms and liquid storage rooms shall comply with *California Electrical Code*.

2703.8 Corridors and enclosures for stairways and ramps. Hazardous materials shall not be used or stored in corridors or enclosures for stairways and ramps.

2703.9 Service corridors. Hazardous materials shall not be used in an open-system use condition in service corridors.

2703.10 Automatic sprinkler system. An approved automatic sprinkler system shall be provided in accordance with Sections 2703.10.1 through 2703.10.5 and Chapter 9.

2703.10.1 Workstations and tools. The design of the sprinkler system in the area shall take into consideration the spray pattern and the effect on the equipment.

2703.10.1.1 Combustible workstations. A sprinkler head shall be installed within each branch exhaust connection or individual plenums of workstations of combustible construction. The sprinkler head in the exhaust connection or plenum shall be located not more than 2 feet (610 mm) from the point of the duct connection or the connection to the plenum. When necessary to prevent corrosion, the sprinkler head and connecting piping in the duct shall be coated with approved or listed corrosion-resistant materials. The sprinkler head shall be accessible for periodic inspection.

Exceptions:

1. Approved alternative automatic fire-extinguishing systems are allowed. Activation of such systems shall deactivate the related processing equipment.
2. Process equipment which operates at temperatures exceeding 932°F (500°C) and is provided with automatic shutdown capabilities for hazardous materials.
3. Exhaust ducts 10 inches (254 mm) or less in diameter from flammable gas storage cabinets that are part of a workstation.
4. Ducts listed or approved for use without internal automatic sprinkler protection.

2703.10.1.2 Combustible tools. Where the horizontal surface of a combustible tool is obstructed from ceiling sprinkler discharge, automatic sprinkler protection that covers the horizontal surface of the tool shall be provided.

Exceptions:

1. An automatic gaseous fire-extinguishing local surface application system shall be allowed as an alternative to sprinklers. Gaseous-extinguishing systems shall be actuated by infrared (IR) or ultraviolet/infrared (UV/IR) optical detectors.
2. Tools constructed of materials that are listed as Class 1 or Class 2 in accordance with UL 2360 or approved for use without internal fire-extinguishing system protection.

2703.10.2 Gas cabinets and exhausted enclosures. An approved automatic sprinkler system shall be provided in gas cabinets and exhausted enclosures containing HPM compressed gases.

Exception: Gas cabinets located in an HPM room other than those cabinets containing pyrophoric gases.

2703.10.3 Pass-throughs in existing exit access corridors. Pass-throughs in existing exit access corridors shall be protected by an approved automatic sprinkler system.

2703.10.4 Exhaust ducts for HPM. An approved automatic sprinkler system shall be provided in exhaust ducts conveying gases, vapors, fumes, mists or dusts generated from HPM in accordance with this section and the *California Mechanical Code*.

2703.10.4.1 Metallic and noncombustible nonmetallic exhaust ducts. An approved automatic sprinkler system shall be provided in metallic and noncombustible nonmetallic exhaust ducts when all of the following conditions apply:

1. When the largest cross-sectional diameter is equal to or greater than 10 inches (254 mm).
2. The ducts are within the building.
3. The ducts are conveying flammable gases, vapors or fumes.

2703.10.4.2 Combustible nonmetallic exhaust ducts. An approved automatic sprinkler system shall be provided in combustible nonmetallic exhaust ducts when the largest cross-sectional diameter of the duct is equal to or greater than 10 inches (254 mm).

Exceptions:

1. Ducts listed or approved for applications without automatic sprinkler system protection.
2. Ducts not more than 12 feet (3658 mm) in length installed below ceiling level.

2703.10.4.3 Exhaust connections and plenums of combustible workstations. Automatic fire-extinguishing system protection for exhaust connections and plenums of combustible workstations shall comply with Section 2703.10.1.1.

2703.10.4.4 Exhaust duct sprinkler system requirements. Automatic sprinklers installed in exhaust duct systems shall be hydraulically designed to provide 0.5 gallons per minute (gpm) (1.9 L/min) over an area derived by multiplying the distance between the sprinklers in a horizontal duct by the width of the duct. Minimum discharge shall be 20 gpm (76 L/min) per sprinkler from the five hydraulically most remote sprinklers.

2703.10.4.4.1 Sprinkler head locations. Automatic sprinklers shall be installed at 12-foot (3658 mm) intervals in horizontal ducts and at changes in direction. In vertical runs, automatic sprinklers shall be installed at the top and at alternate floor levels.

2703.10.4.4.2 Control valve. A separate indicating control valve shall be provided for sprinklers installed in exhaust ducts.

2703.10.4.4.3 Drainage. Drainage shall be provided to remove sprinkler water discharged in exhaust ducts.

2703.10.4.4.4 Corrosive atmospheres. Where corrosive atmospheres exist, exhaust duct sprinklers

and pipe fittings shall be manufactured of corrosion-resistant materials or coated with approved materials.

2703.10.4.4.5 Maintenance and inspection. Sprinklers in exhaust ducts shall be accessible for periodic inspection and maintenance.

2703.10.5 Sprinkler alarms and supervision. Automatic sprinkler systems shall be electrically supervised and provided with alarms in accordance with Chapter 9. Automatic sprinkler system alarm and supervisory signals shall be transmitted to the emergency control station.

2703.11 Manual fire alarm system. A manual fire alarm system shall be installed throughout buildings containing a Group H-5 occupancy. Activation of the alarm system shall initiate a local alarm and transmit a signal to the emergency control station. Manual fire alarm systems shall be designed and installed in accordance with Section 907.

2703.12 Emergency alarm system. Emergency alarm systems shall be provided in accordance with Sections 2703.12.1 through 2703.12.3, Section 5004.9 and Section 5005.4.4. The maximum allowable quantity per control area provisions of Section 5004.1 shall not apply to emergency alarm systems required for HPM.

2703.12.1 Where required. Emergency alarm systems shall be provided in the areas indicated in Sections 2703.12.1.1 through 2703.12.1.3.

2703.12.1.1 Service corridors. An approved emergency alarm system shall be provided in service corridors, with at least one alarm device in the service corridor.

2703.12.1.2 Corridors and interior exit stairways and ramps. Emergency alarms for corridors, interior exit stairways and ramps and exit passageways shall comply with Section 5005.4.4.

2703.12.1.3 Liquid storage rooms, HPM rooms and gas rooms. Emergency alarms for liquid storage rooms, HPM rooms and gas rooms shall comply with Section 5004.9.

2703.12.2 Alarm-initiating devices. An approved emergency telephone system, local alarm manual pull stations, or other approved alarm-initiating devices are allowed to be used as emergency alarm-initiating devices.

2703.12.3 Alarm signals. Activation of the emergency alarm system shall sound a local alarm and transmit a signal to the emergency control station.

2703.13 Continuous gas detection systems. A continuous gas detection system shall be provided for HPM gases when the physiological warning threshold level of the gas is at a higher level than the accepted permissible exposure limit (PEL) for the gas and for flammable gases in accordance with Sections 2703.13.1 through 2703.13.2.2.

2703.13.1 Where required. A continuous gas detection system shall be provided in the areas identified in Sections 2703.13.1.1 through 2703.13.1.4.

2703.13.1.1 Fabrication areas. A continuous gas detection system shall be provided in fabrication areas when gas is used in the fabrication area.

2703.13.1.2 HPM rooms. A continuous gas detection system shall be provided in HPM rooms when gas is used in the room.

2703.13.1.3 Gas cabinets, exhausted enclosures and gas rooms. A continuous gas detection system shall be provided in gas cabinets and exhausted enclosures. A continuous gas detection system shall be provided in gas rooms when gases are not located in gas cabinets or exhausted enclosures.

2703.13.1.4 Corridors. When gases are transported in piping placed within the space defined by the walls of a corridor and the floor or roof above the corridor, a continuous gas detection system shall be provided where piping is located and in the corridor.

Exception: A continuous gas detection system is not required for occasional transverse crossings of the corridors by supply piping which is enclosed in a ferrous pipe or tube for the width of the corridor.

2703.13.2 Gas detection system operation. The continuous gas detection system shall be capable of monitoring the room, area or equipment in which the gas is located at or below all the following gas concentrations:

1. Immediately dangerous to life and health (IDLH) values when the monitoring point is within an exhausted enclosure, ventilated enclosure or gas cabinet.
2. Permissible exposure limit (PEL) levels when the monitoring point is in an area outside an exhausted enclosure, ventilated enclosure or gas cabinet.
3. For flammable gases, the monitoring detection threshold level shall be vapor concentrations in excess of 25 percent of the lower flammable limit (LFL) when the monitoring is within or outside an exhausted enclosure, ventilated enclosure or gas cabinet.
4. Except as noted in this section, monitoring for highly toxic and toxic gases shall also comply with Chapter 60.

2703.13.2.1 Alarms. The gas detection system shall initiate a local alarm and transmit a signal to the emergency control station when a short-term hazard condition is detected. The alarm shall be both visible and audible and shall provide warning both inside and outside the area where the gas is detected. The audible alarm shall be distinct from all other alarms.

2703.13.2.2 Shut off of gas supply. The gas detection system shall automatically close the shutoff valve at the source on gas supply piping and tubing related to the system being monitored for which gas is detected when a short-term hazard condition is detected. Automatic

closure of shutoff valves shall comply with the following:

1. Where the gas-detection sampling point initiating the gas detection system alarm is within a gas cabinet or exhausted enclosure, the shutoff valve in the gas cabinet or exhausted enclosure for the specific gas detected shall automatically close.
2. Where the gas-detection sampling point initiating the gas detection system alarm is within a room and compressed gas containers are not in gas cabinets or exhausted enclosure, the shutoff valves on all gas lines for the specific gas detected shall automatically close.
3. Where the gas-detection sampling point initiating the gas detection system alarm is within a piping distribution manifold enclosure, the shutoff valve supplying the manifold for the compressed gas container of the specific gas detected shall automatically close.

Exception: Where the gas-detection sampling point initiating the gas detection system alarm is at the use location or within a gas valve enclosure of a branch line downstream of a piping distribution manifold, the shutoff valve for the branch line located in the piping distribution manifold enclosure shall automatically close.

2703.14 Exhaust ventilation systems for HPM. Exhaust ventilation systems and materials for exhaust ducts utilized for the exhaust of HPM shall comply with Sections 2703.14.1 through 2703.14.3, other applicable provisions of this code, the *California Building Code* and the *California Mechanical Code*.

2703.14.1 Where required. Exhaust ventilation systems shall be provided in the following locations in accordance with the requirements of this section and the *California Building Code*:

1. Fabrication areas: Exhaust ventilation for fabrication areas shall comply with the *California Building Code*. The fire code official is authorized to require additional manual control switches.
2. Workstations: A ventilation system shall be provided to capture and exhaust gases, fumes and vapors at workstations.
3. Liquid storage rooms: Exhaust ventilation for liquid storage rooms shall comply with Section 5004.3.1 and the *California Building Code*.
4. HPM rooms: Exhaust ventilation for HPM rooms shall comply with Section 5004.3.1 and the *California Building Code*.
5. Gas cabinets: Exhaust ventilation for gas cabinets shall comply with Section 5003.8.6.2. The gas cabinet ventilation system is allowed to connect to a workstation ventilation system. Exhaust ventilation for gas cabinets containing highly toxic or toxic gases shall also comply with Chapter 60.
6. Exhausted enclosures: Exhaust ventilation for exhausted enclosures shall comply with Section 5003.8.5.2. Exhaust ventilation for exhausted enclosures containing highly toxic or toxic gases shall also comply with Chapter 60.
7. Gas rooms: Exhaust ventilation for gas rooms shall comply with Section 5003.8.4.2. Exhaust ventilation for gas rooms containing highly toxic or toxic gases shall also comply with Chapter 60.
8. Cabinets containing pyrophoric liquids or Class 3 water-reactive liquids: Exhaust ventilation for cabinets in fabrication areas containing pyrophoric liquids or Class 3 water-reactive liquids shall be as required in Section 2705.2.3.4.

2703.14.2 Penetrations. Exhaust ducts penetrating fire barriers constructed in accordance with Section 707 of the *California Building Code* or horizontal assemblies constructed in accordance with Section 711 of the *California Building Code* shall be contained in a shaft of equivalent fire-resistance-rated construction. Exhaust ducts shall not penetrate fire walls. Fire dampers shall not be installed in exhaust ducts.

2703.14.3 Treatment systems. Treatment systems for highly toxic and toxic gases shall comply with Chapter 60.

2703.15 Emergency power system. An emergency power system shall be provided in Group H-5 occupancies where required by Section 604. The emergency power system shall be designed to supply power automatically to required electrical systems when the normal supply system is interrupted.

2703.15.1 Required electrical systems. Emergency power shall be provided for electrically operated equipment and connected control circuits for the following systems:

1. HPM exhaust ventilation systems.
2. HPM gas cabinet ventilation systems.
3. HPM exhausted enclosure ventilation systems.
4. HPM gas room ventilation systems.
5. HPM gas detection systems.
6. Emergency alarm systems.
7. Manual fire alarm systems.
8. Automatic sprinkler system monitoring and alarm systems.
9. Automatic alarm and detection systems for pyrophoric liquids and Class 3 water-reactive liquids required in Section 2705.2.3.4.
10. Flow alarm switches for pyrophoric liquids and Class 3 water-reactive liquids cabinet exhaust ventilation systems required in Section 2705.2.3.4.
11. Electrically operated systems required elsewhere in this code or in the *California Building Code* applicable to the use, storage or handling of HPM.

2703.15.2 Exhaust ventilation systems. Exhaust ventilation systems are allowed to be designed to operate at not less than one-half the normal fan speed on the emergency power system when it is demonstrated that the level of exhaust will maintain a safe atmosphere.

2703.16 Sub-atmospheric pressure gas systems. Sub-atmospheric pressure gas systems (SAGS) shall be in accordance with NFPA 318.

**SECTION 2704
STORAGE**

2704.1 General. Storage of hazardous materials shall comply with Section 2703 and this section and other applicable provisions of this code.

2704.2 Fabrication areas. Hazardous materials storage and the maximum quantities of hazardous materials in use and storage allowed in fabrication areas shall be in accordance with Sections 2704.2.1 through 2704.2.2.1.

2704.2.1 Location of HPM storage in fabrication areas. Storage of HPM in fabrication areas shall be within approved or listed storage cabinets, gas cabinets, exhausted enclosures or within a workstation as follows.

1. Flammable and combustible liquid storage cabinets shall comply with Section 5704.3.2.
2. Hazardous materials storage cabinets shall comply with Section 5003.8.7.
3. Gas cabinets shall comply with Section 5003.8.6. Gas cabinets for highly toxic or toxic gases shall also comply with Section 6004.1.2.
4. Exhausted enclosures shall comply with Section 5003.8.5. Exhausted enclosures for highly toxic or toxic gases shall also comply with Section 6004.1.3.
5. Workstations shall comply with Section 2705.2.3.

2704.2.2 Maximum aggregate quantities in fabrication areas. The aggregate quantities of hazardous materials stored or used in a single fabrication area shall be limited as specified in this section.

Exception: Fabrication areas containing quantities of hazardous materials not exceeding the maximum allowable quantities per control area established by Sections 5003.1.1, 5704.3.4 and 5704.3.5.

2704.2.2.1 Storage and use in fabrication areas. The maximum quantities of hazardous materials stored or used in a single fabrication area shall not exceed the quantities set forth in Table 2704.2.2.1.

2704.3 Indoor storage outside of fabrication areas. The indoor storage of hazardous materials outside of fabrication areas shall be in accordance with Sections 2704.3.1 through 2704.3.3.

2704.3.1 HPM storage. The indoor storage of HPM in quantities greater than those listed in Sections 5003.1.1 and 3404.3.4 shall be in a room complying with the requirements of the *California Building Code* and this

code for a liquid storage room, HPM room or gas room as appropriate for the materials stored.

2704.3.2 Other hazardous materials storage. The indoor storage of other hazardous materials shall comply with Sections 5001, 5003 and 5004 and other applicable provisions of this code.

2704.3.3 Separation of incompatible hazardous materials. Incompatible hazardous materials in storage shall be separated from each other in accordance with Section 5003.9.8.

**SECTION 2705
USE AND HANDLING**

2705.1 General. The use and handling of hazardous materials shall comply with this section, Section 2703 and other applicable provisions of this code.

2705.2 Fabrication areas. The use of hazardous materials in fabrication areas shall be in accordance with Sections 2705.2.1 through 2705.2.3.4.

2705.2.1 Location of HPM in use in fabrication areas. Hazardous production materials in use in fabrication areas shall be within approved or listed gas cabinets, exhausted enclosures or a workstation.

2705.2.2 Maximum aggregate quantities in fabrication areas. The aggregate quantities of hazardous materials in a single fabrication area shall comply with Section 2704.2.2, and Table 2704.2.2.1. The quantity of HPM in use at a workstation shall not exceed the quantities listed in Table 2705.2.2.

2705.2.3 Workstations. Workstations in fabrication areas shall be in accordance with Sections 2705.2.3.1 through 2705.2.3.4.

2705.2.3.1 Construction. Workstations in fabrication areas shall be constructed of materials compatible with the materials used and stored at the workstation. The portion of the workstation that serves as a cabinet for HPM gases and HPM flammable liquids shall be non-combustible and, if of metal, shall be not less than 0.0478-inch (18 gage) (1.2 mm) steel.

2705.2.3.2 Protection of vessels. Vessels containing hazardous materials located in or connected to a workstation shall be protected as follows:

1. HPM: Vessels containing HPM shall be protected from physical damage and shall not project from the workstation.
2. Hazardous cryogenic fluids, gases and liquids: Hazardous cryogenic fluid, gas and liquid vessels located within a workstation shall be protected from seismic forces in an approved manner in accordance with the *California Building Code*.
3. Compressed gases: Protection for compressed gas vessels shall also comply with Section 5303.5.
4. Cryogenic fluids: Protection for cryogenic fluid vessels shall also comply with Section 5503.5.

**TABLE 2704.2.2.1
QUANTITY LIMITS FOR HAZARDOUS MATERIALS IN A SINGLE FABRICATION AREA IN GROUP H-5^a**

HAZARD CATEGORY	SOLIDS (pounds/square foot)	LIQUIDS (gallons/square foot)	GAS (cubic feet @ NTP/square foot)
PHYSICAL-HAZARD MATERIALS			
Combustible dust	Note b	Not Applicable	Not Applicable
Combustible fiber Loose Baled	Note b Notes b, c	Not Applicable	Not Applicable
Combustible liquid Class II Class IIIA Class IIIB Combination Class I, II and IIIA	Not Applicable	0.01 0.02 Not Limited 0.04	Not Applicable
Cryogenic gas Flammable Oxidizing	Not Applicable	Not Applicable	Note d 1.25
Explosives	Note b	Note b	Note b
Flammable gas Gaseous Liquefied	Not Applicable	Not Applicable	Note d Note d
Flammable liquid Class IA Class IB Class IC Combination Class IA, IB and IC Combination Class I, II and IIIA	Not Applicable	0.0025 0.025 0.025 0.025 0.04	Not Applicable
Flammable solid	0.001	Not Applicable	Not Applicable
Organic peroxide Unclassified detonable Class I Class II Class III Class IV Class V	Note b Note b 0.025 0.1 Not Limited Not Limited	Not Applicable	Not Applicable
Oxidizing gas Gaseous Liquefied Combination of Gaseous and Liquefied	Not Applicable	Not Applicable	1.25 1.25 1.25
Oxidizer Class 4 Class 3 Class 2 Class 1 Combination oxidizer Class 1, 2, 3	Note b 0.003 0.003 0.003 0.003	Note b 0.03 0.03 0.03 0.03	Not Applicable
Pyrophoric	0.01	0.00125	Notes d and e
Unstable reactive Class 4 Class 3 Class 2 Class 1	Note b 0.025 0.1 Not Limited	Note b 0.0025 0.01 Not Limited	Note b Note b Note b Not Limited

(continued)

TABLE 2704.2.2.1—continued
 QUANTITY LIMITS FOR HAZARDOUS MATERIALS IN A SINGLE FABRICATION AREA IN GROUP H-5

HAZARD CATEGORY	SOLIDS (pounds/square foot)	LIQUIDS (gallons/square foot)	GAS (cubic feet @ NTP/square foot)
PHYSICAL-HAZARD MATERIALS			
Water reactive Class 3 Class 2 Class 1	Note b 0.25 Not Limited	0.00125 0.025 Not Limited	Not Applicable
HEALTH-HAZARD MATERIALS			
Corrosives	Not Limited	Not Limited	Not Limited
Highly toxics	Not Limited	Not Limited	Note d
Toxics	Not Limited	Not Limited	Note d

For SI: 1 pound per square foot = 4.882 kg/m², 1 gallon per square foot = 40.7 L/m², 1 cubic foot @ NTP/square foot = 0.305 m³ @ NTP/m²,
 1 cubic foot = 0.02832 m³.

- a. Hazardous materials within piping shall not be included in the calculated quantities.
- b. Quantity of hazardous materials in a single fabrication area shall not exceed the maximum allowable quantities per control area in Tables 5003.1.1(1) and 5003.1.1(2).
- c. Densely packed baled cotton that complies with the packing requirements of ISO 8115 shall not be included in this material class.
- d. The aggregate quantity of flammable, pyrophoric, toxic and highly toxic gases shall not exceed 9,000 cubic feet at NTP.
- e. The aggregate quantity of pyrophoric gases in the building shall not exceed the amounts set forth in Table 5003.8.2.

2705.2.3.3 Drainage and containment for HPM liquids. Each workstation utilizing HPM liquids shall have all of the following:

1. Drainage piping systems connected to a compatible system for disposition of such liquids;
2. The work surface provided with a slope or other means for directing spilled materials to the containment or drainage system; and
3. An approved means of containing or directing spilled or leaked liquids to the drainage system.

2705.2.3.4 Pyrophoric solids, liquids and Class 3 water-reactive liquids. Pyrophoric liquids and Class 3 water-reactive liquids in containers greater than 0.5-gallon (2 L) but not exceeding 5.3-gallon (20 L) capacity and pyrophoric solids in containers greater than 4.4 pounds (2 kg) but not exceeding 44 pounds (20 kg) shall be allowed at workstations when located inside cabinets and the following conditions are met:

1. Maximum amount per cabinet: The maximum amount per cabinet shall be limited to 5.3 gallons (20 L) of liquids and 44 pounds (20 kg) of total liquids and solids.
2. Cabinet construction: Cabinets shall be constructed in accordance with the following:
 - 2.1. Cabinets shall be constructed of not less than 0.097-inch (2.5 mm) (12 gage) steel.
 - 2.2. Cabinets shall be permitted to have self-closing limited access ports or noncombustible windows that provide access to equipment controls.
 - 2.3. Cabinets shall be provided with self- or manual-closing doors. Manual-closing doors shall be equipped with a door switch that will initiate local audible and

visual alarms when the door is in the open position.

3. Cabinet exhaust ventilation system: An exhaust ventilation system shall be provided for cabinets and shall comply with the following:
 - 3.1. The system shall be designed to operate at a negative pressure in relation to the surrounding area.
 - 3.2. The system shall be equipped with monitoring equipment to ensure that required exhaust flow or static pressure is provided.
 - 3.3. Low-flow or static pressure conditions shall send an alarm to the on-site emergency control station. The alarm shall be both visual and audible.
4. Cabinet spill containment: Spill containment shall be provided in each cabinet, with the spill containment capable of holding the contents of the aggregate amount of liquids in containers in each cabinet.
5. Valves: Valves in supply piping between the product containers in the cabinet and the workstation served by the containers shall fail in the closed position upon power failure, loss of exhaust ventilation and upon actuation of the fire control system.
6. Fire detection system: Each cabinet shall be equipped with an automatic fire detection system complying with the following conditions:
 - 6.1. Automatic detection system: UV/IR, high-sensitivity smoke detection (HSSD) or other approved detection systems shall be provided inside each cabinet.

**TABLE 2705.2.2
MAXIMUM QUANTITIES OF HPM AT A WORKSTATION^d**

HPM CLASSIFICATION	STATE	MAXIMUM QUANTITY
Flammable, highly toxic, pyrophoric and toxic combined	Gas	Combined aggregate volume of all cylinders at a workstation shall not exceed an internal cylinder volume of 39.6 gallons or 5.29 cubic feet
Flammable	Liquid	15 gallons ^{a, b}
	Solid	5 pounds ^{a, b}
Corrosive	Gas	Combined aggregate volume of all cylinders at a workstation shall not exceed an internal cylinder volume of 39.6 gallons or 5.29 cubic feet
	Liquid	Use-open system: 25 gallons ^b Use-closed system: 150 gallons ^{b, c}
	Solid	20 pounds ^{a, b}
Highly toxic	Liquid	15 gallons ^a
	Solid	5 pounds ^a
Oxidizer	Gas	Combined aggregate volume of all cylinders at a workstation shall not exceed an internal cylinder volume of 39.6 gallons or 5.29 cubic feet
	Liquid	Use-open system: 12 gallons ^b Use-closed system: 60 gallons ^b
	Solid	20 pounds ^{a, b}
Pyrophoric	Liquid	0.5 gallon ^{c, f}
	Solid	4.4 pounds ^{c, f}
Toxic	Liquid	Use-open system: 15 gallons ^b Use-closed system: 60 gallons ^b
	Solid	5 pounds ^{a, b}
Unstable reactive Class 3	Liquid	0.5 gallon ^{a, b}
	Solid	5 pounds ^{a, b}
Water-reactive Class 3	Liquid	0.5 gallon ^{c, f}
	Solid	See Table 2704.2.2.1

For SI: 1 pound = 0.454 kg, 1 gallon = 3.785 L.

- Maximum allowable quantities shall be increased 100 percent for closed system operations. When Note b also applies, the increase for both notes shall be allowed.
- Quantities shall be allowed to be increased 100 percent when workstations are internally protected with an approved automatic fire-extinguishing or suppression system complying with Chapter 9. When Note b also applies, the increase for both notes shall be allowed. When Note e also applies, the maximum increase allowed for both Notes b and e shall not exceed 100 percent.
- Allowed only in workstations that are internally protected with an approved automatic fire-extinguishing or fire protection system complying with Chapter 9 and compatible with the reactivity of materials in use at the workstation.
- The quantity limits apply only to materials classified as HPM.
- Quantities shall be allowed to be increased 100 percent for nonflammable, noncombustible corrosive liquids when the materials of construction for workstations are listed or approved for use without internal fire-extinguishing or suppression system protection. When Note b also applies, the maximum increase allowed for both Notes b and e shall not exceed 100 percent.
- A maximum quantity of 5.3 gallons of liquids and 44 pounds of total liquids and solids shall be allowed at a workstation when conditions are in accordance with Section 2705.2.3.5.

6.2. Automatic shutoff: Activation of the detection system shall automatically close the shutoff valves at the source on the liquid supply.

6.3. Alarms and signals: Activation of the detection system shall initiate a local alarm within the fabrication area and transmit a signal to the emergency control station. The alarms and signals shall be both visual and audible.

2705.3 Transportation and handling. The transportation and handling of hazardous materials shall comply with Sections 2705.3.1 through 2705.3.4.1 and other applicable provisions of this code.

2705.3.1 Corridors and enclosures for stairways and ramps. Corridors and enclosures for exit stairways and ramps in new buildings or serving new fabrication areas shall not contain HPM, except as permitted in corridors by Section 415.10.6.4 of the *California Building Code* and Section 2705.3.2 of this code.

2705.3.2 Transport in corridors and enclosures for stairways and ramps. Transport in corridors and enclosures for stairways and ramps shall be in accordance with Sections 2705.3.2.1 through 2705.3.3.

2705.3.2.1 Fabrication area alterations. When existing fabrication areas are altered or modified in existing buildings, HPM is allowed to be transported in existing corridors when such corridors comply with Section 5003.10 of this code and Section 415.10.2 of the *California Building Code*.

2705.3.2.2 HPM transport in corridors and enclosures for stairways and ramps. Nonproduction HPM is allowed to be transported in corridors and enclosures for stairways and ramps where utilized for maintenance, lab work and testing when the transportation is in accordance with Section 5003.10.

2705.3.3 Service corridors. When a new fabrication area is constructed, a service corridor shall be provided where it is necessary to transport HPM from a liquid storage room, HPM room, gas room or from the outside of a building to the perimeter wall of a fabrication area. Service corridors shall be designed and constructed in accordance with the *California Building Code*.

2705.3.4 Carts and trucks. Carts and trucks used to transport HPM in corridors and enclosures for stairways and ramps shall comply with Section 5003.10.3.

2705.3.4.1 Identification. Carts and trucks shall be marked to indicate the contents.



CALIFORNIA FIRE CODE – MATRIX ADOPTION TABLE

CHAPTER 28 – LUMBER YARDS AND WOODWORKING FACILITIES

(Matrix Adoption Tables are non-regulatory, intended only as an aid to the user.

See Chapter 1 for state agency authority and building applications.)

Adopting Agency	BSC	SFM		HCD			DSA		OSHPD				BSCC	DHS	AGR	DWR	CEC	CA	SL	SLC
		T-24	T-19*	1	2	1/AC	AC	SS	1	2	3	4								
Adopt Entire Chapter		X																		
Adopt Entire Chapter as amended (amended sections listed below)																				
Adopt only those sections that are listed below																				
[California Code of Regulations, Title 19, Division 1]																				
Chapter / Section																				

* The *California Code of Regulations* (CCR), Title 19, Division 1 provisions that are found in the *California Fire Code* are a reprint from the current CCR, Title 19, Division 1 text for the code user's convenience only. The scope, applicability and appeals procedures of CCR, Title 19, Division I remain the same.

CHAPTER 28

LUMBER YARDS AND WOODWORKING FACILITIES

SECTION 2801 GENERAL

2801.1 Scope. The storage, manufacturing and processing of timber, lumber, plywood, veneers and byproducts shall be in accordance with this chapter.

2801.2 Permit. Permits shall be required as set forth in Section 105.6.

SECTION 2802 DEFINITIONS

2802.1 Definitions. The following terms are defined in Chapter 2:

COLD DECK.

FINES.

HOGGED MATERIALS.

PLYWOOD AND VENEER MILLS.

RAW PRODUCT.

STATIC PILES.

TIMBER AND LUMBER PRODUCTION FACILITIES.

SECTION 2803 GENERAL REQUIREMENTS

2803.1 Open yards. Open yards required by the *California Building Code* shall be maintained around structures.

2803.2 Dust control. Equipment or machinery located inside buildings that generates or emits combustible dust shall be provided with an approved dust collection and exhaust system installed in accordance with Chapter 22 and the *California Mechanical Code*. Equipment or systems that are used to

collect, process or convey combustible dusts shall be provided with an approved explosion control system.

2803.2.1 Explosion venting. Where a dust explosion hazard exists in equipment rooms, buildings or other enclosures, such areas shall be provided with explosion (deflagration) venting or an approved explosion suppression system complying with Section 911.

2803.3 Waste removal. Sawmills, planning mills and other woodworking plants shall be equipped with a waste removal system that will collect and remove sawdust and shavings. Such systems shall be installed in accordance with Chapter 22 and the *California Mechanical Code*.

Exception: Manual waste removal when approved.

2803.3.1 Housekeeping. Provisions shall be made for a systematic and thorough cleaning of the entire plant at sufficient intervals to prevent the accumulations of combustible dust and spilled combustible or flammable liquids.

2803.3.2 Metal scrap. Provision shall be made for separately collecting and disposing of any metal scrap so that such scrap will not enter the wood handling or processing equipment.

2803.4 Electrical equipment. Electrical wiring and equipment shall comply with *California Electrical Code*.

2803.5 Control of ignition sources. Protection from ignition sources shall be provided in accordance with Sections 2803.5.1 through 2803.5.3.

2803.5.1 Cutting and welding. Cutting and welding shall comply with Chapter 35.

2803.5.2 Static electricity. Static electricity shall be prevented from accumulating on machines and equipment subject to static electricity buildup by permanent grounding and bonding wires or other approved means.

LUMBER YARDS AND WOODWORKING FACILITIES

2803.5.3 Smoking. Where smoking constitutes a fire hazard, the fire code official is authorized to order the owner or occupant to post approved “No Smoking” signs complying with Section 310. The fire code official is authorized to designate specific locations where smoking is allowed.

2803.6 Fire apparatus access roads. Fire apparatus access roads shall be provided for buildings and facilities in accordance with Section 503.

2803.7 Access plan. Where storage pile configurations could change because of changes in product operations and processing, the access plan shall be submitted for approval when required by the fire code official.

SECTION 2804 FIRE PROTECTION

2804.1 General. Fire protection in timber and lumber production mills and plywood and veneer mills shall comply with Sections 2804.2 through 2804.4.

2804.2 Fire alarms. An approved means for transmitting alarms to the fire department shall be provided in timber and lumber production mills and plywood and veneer mills.

2804.2.1 Manual fire alarms. A manual fire alarm system complying with Section 907.2 shall be installed in areas of timber and lumber production mills and for plywood and veneer mills that contain product dryers.

Exception: Where dryers or other sources of ignition are protected by a supervised automatic sprinkler system complying with Section 903.

2804.3 Portable fire extinguishers or standpipes and hose. Portable fire extinguishers or standpipes and hose supplied from an approved water system shall be provided within 50 feet (15 240 mm) of travel distance to any machine producing shavings or sawdust. Portable fire extinguishers shall be provided in accordance with Section 906 for extra-high hazards.

2804.4 Automatic sprinkler systems. Automatic sprinkler systems shall be installed in accordance with Section 903.3.1.1.

SECTION 2805 PLYWOOD, VENEER AND COMPOSITE BOARD MILLS

2805.1 General. Plant operations of plywood, veneer and composite board mills shall comply with Sections 2805.2 and 2805.3.

2805.2 Dryer protection. Dryers shall be protected throughout by an approved, automatic deluge water-spray suppression system complying with Chapter 9. Deluge heads shall be inspected quarterly for pitch buildup. Deluge heads shall be flushed during regular maintenance for functional operation. Manual activation valves shall be located within 75 feet (22 860 mm) of the drying equipment.

2805.3 Thermal oil-heating systems. Facilities that use heat transfer fluids to provide process equipment heat through piped, indirect heating systems shall comply with this code and NFPA 664.

SECTION 2806 LOG STORAGE AREAS

2806.1 General. Log storage areas shall comply with Sections 2806.2 through 2806.3.

2806.2 Cold decks. Cold decks shall not exceed 500 feet (152.4 m) in length, 300 feet (91 440 mm) in width and 20 feet (6096 mm) in height. Cold decks shall be separated from adjacent cold decks or other exposures by a minimum of 100 feet (30 480 mm).

Exception: The size of cold decks shall be determined by the fire code official where the decks are protected by special fire protection including, but not limited to, additional fire flow, portable turrets and deluge sets, and hydrant hose houses equipped with approved fire-fighting equipment capable of reaching the entire storage area in accordance with Chapter 9.

2806.3 Pile stability. Log and pole piles shall be stabilized by approved means.

SECTION 2807 STORAGE OF WOOD CHIPS AND HOGGED MATERIAL ASSOCIATED WITH TIMBER AND LUMBER PRODUCTION FACILITIES

2807.1 General. The storage of wood chips and hogged materials associated with timber and lumber production facilities shall comply with Sections 2807.2 through 2807.5.

2807.2 Size of piles. Piles shall not exceed 60 feet (18 288 mm) in height, 300 feet (91 440 mm) in width and 500 feet (152 m) in length. Piles shall be separated from adjacent piles or other exposures by approved fire apparatus access roads.

Exception: The fire code official is authorized to allow the pile size to be increased when additional fire protection is provided in accordance with Chapter 9. The increase shall be based on the capabilities of the system installed.

2807.3 Pile fire protection. Automatic sprinkler protection shall be provided in conveyor tunnels and combustible enclosures that pass under a pile. Combustible or enclosed conveyor systems shall be equipped with an approved automatic sprinkler system.

2807.4 Material-handling equipment. Approved material-handling equipment shall be readily available for moving wood chips and hogged material.

2807.5 Emergency plan. The owner or operator shall develop a plan for monitoring, controlling and extinguishing spot fires. The plan shall be submitted to the fire code official for review and approval.

**SECTION 2808
STORAGE AND PROCESSING OF WOOD CHIPS,
HOGGED MATERIAL, FINES, COMPOST AND RAW
PRODUCT ASSOCIATED WITH YARD WASTE AND
RECYCLING FACILITIES**

2808.1 General. The storage and processing of wood chips, hogged materials, fines, compost and raw product produced from yard waste, debris and recycling facilities shall comply with Sections 2808.2 through 2808.10.

2808.2 Storage site. Storage sites shall be level and on solid ground or other all-weather surface. Sites shall be thoroughly cleaned before transferring wood products to the site.

2808.3 Size of piles. Piles shall not exceed 25 feet (7620 mm) in height, 150 feet (45 720 mm) in width and 250 feet (76 200 mm) in length.

Exception: The fire code official is authorized to allow the pile size to be increased when additional fire protection is provided in accordance with Chapter 9. The increase shall be based upon the capabilities of the system installed.

2808.4 Pile separation. Piles shall be separated from adjacent piles by approved fire apparatus access roads.

2808.5 Combustible waste. The storage, accumulation and handling of combustible materials and control of vegetation shall comply with Chapter 3.

2808.6 Static pile protection. Static piles shall be monitored by an approved means to measure temperatures within the static piles. Internal pile temperatures shall be monitored and recorded weekly. Records shall be kept on file at the facility and made available for inspection. An operational plan indicating procedures and schedules for the inspection, monitoring and restricting of excessive internal temperatures in static piles shall be submitted to the fire code official for review and approval.

2808.7 Pile fire protection. Automatic sprinkler protection shall be provided in conveyor tunnels and combustible enclosures that pass under a pile. Combustible conveyor systems and enclosed conveyor systems shall be equipped with an approved automatic sprinkler system.

2808.8 Fire extinguishers. Portable fire extinguishers complying with Section 906 and with a minimum rating of 4-A:60-B:C shall be provided on all vehicles and equipment operating on piles and at all processing equipment.

2808.9 Material-handling equipment. Approved material-handling equipment shall be available for moving wood chips, hogged material, wood fines and raw product during fire-fighting operations.

2808.10 Emergency plan. The owner or operator shall develop a plan for monitoring, controlling and extinguishing spot fires and submit the plan to the fire code official for review and approval.

**SECTION 2809
EXTERIOR STORAGE OF
FINISHED LUMBER PRODUCTS**

2809.1 General. Exterior storage of finished lumber products shall comply with Sections 2809.1 through 2809.5.

2809.2 Size of piles. Exterior lumber storage shall be arranged to form stable piles with a maximum height of 20 feet (6096 mm). Piles shall not exceed 150,000 cubic feet (4248 m³) in volume.

2809.3 Fire apparatus access roads. Fire apparatus access roads in accordance with Section 503 shall be located so that a maximum grid system unit of 50 feet by 150 feet (15 240 mm by 45 720 mm) is established.

2809.4 Security. Permanent lumber storage areas shall be surrounded with an approved fence. Fences shall be a minimum of 6 feet (1829 mm) in height.

Exception: Lumber piles inside of buildings and production mills for lumber, plywood and veneer.

2809.5 Fire protection. An approved hydrant and hose system or portable fire-extinguishing equipment suitable for the fire hazard involved shall be provided for open storage yards. Hydrant and hose systems shall be installed in accordance with NFPA 24. Portable fire extinguishers complying with Section 906 shall be located so that the travel distance to the nearest unit does not exceed 75 feet (22 860 mm).



CALIFORNIA FIRE CODE – MATRIX ADOPTION TABLE
CHAPTER 29 – MANUFACTURE OF ORGANIC COATINGS
 (Matrix Adoption Tables are non-regulatory, intended only as an aid to the user.
 See Chapter 1 for state agency authority and building applications.)

Adopting Agency	BSC	SFM		HCD			DSA		OSHPD				BSCC	DHS	AGR	DWR	CEC	CA	SL	SLC
		T-24	T-19*	1	2	1/AC	AC	SS	1	2	3	4								
Adopt Entire Chapter		X																		
Adopt Entire Chapter as amended (amended sections listed below)																				
Adopt only those sections that are listed below																				
[California Code of Regulations, Title 19, Division 1]																				
Chapter / Section																				

* The *California Code of Regulations* (CCR), Title 19, Division 1 provisions that are found in the *California Fire Code* are a reprint from the current CCR, Title 19, Division 1 text for the code user's convenience only. The scope, applicability and appeals procedures of CCR, Title 19, Division I remain the same.

CHAPTER 29
MANUFACTURE OF ORGANIC COATINGS

SECTION 2901
GENERAL

2901.1 Scope. Organic coating manufacturing processes shall comply with this chapter, except that this chapter shall not apply to processes manufacturing nonflammable or water-thinned coatings or to operations applying coating materials.

2901.2 Permits. Permits shall be required as set forth in Section 105.6.

2901.3 Maintenance. Structures and their service equipment shall be maintained in accordance with this code and NFPA 35.

SECTION 2902
DEFINITION

2902.1 Definition. The following term is defined in Chapter 2:
ORGANIC COATING.

SECTION 2903
GENERAL PRECAUTIONS

2903.1 Building features. Manufacturing of organic coatings shall be done only in buildings that do not have pits or basements.

2903.2 Location. Organic coating manufacturing operations and operations incidental to or connected with organic coating manufacturing shall not be located in buildings having other occupancies.

2903.3 Fire-fighting access. Organic coating manufacturing operations shall be accessible from at least one side for the purpose of fire control. Approved aisles shall be maintained for the unobstructed movement of personnel and fire suppression equipment.

2903.4 Fire protection systems. Fire protection systems shall be installed, maintained, periodically inspected and tested in accordance with Chapter 9.

2903.5 Portable fire extinguishers. A minimum of one portable fire extinguisher complying with Section 906 for extra hazard shall be provided in organic coating areas.

2903.6 Open flames. Open flames and direct-fired heating devices shall be prohibited in areas where flammable vapor-air mixtures exist.

2903.7 Smoking. Smoking shall be prohibited in accordance with Section 310.

2903.8 Power equipment. Power-operated equipment and industrial trucks shall be of a type approved for the location.

2903.9 Tank maintenance. The cleaning of tanks and vessels that have contained flammable or combustible liquids shall be performed under the supervision of persons knowledgeable of the fire and explosion potential.

2903.9.1 Repairs. Where necessary to make repairs involving "hot work," the work shall be authorized by the responsible individual before the work begins.

2903.9.2 Empty containers. Empty flammable or combustible liquid containers shall be removed to a detached, outside location and, if not cleaned on the premises, the empty containers shall be removed from the plant as soon as practical.

2903.10 Drainage. Drainage facilities shall be provided to direct flammable and combustible liquid leakage and fire protection water to an approved location away from the building, any other structure, storage area or adjoining premises.

2903.11 Alarm system. An approved fire alarm system shall be provided in accordance with Section 907.

**SECTION 2904
ELECTRICAL EQUIPMENT AND PROTECTION**

2904.1 Wiring and equipment. Electrical wiring and equipment shall comply with this chapter and shall be installed in accordance with *California Electrical Code*.

2904.2 Hazardous locations. Where Class I liquids are exposed to the air, the design of equipment and ventilation of structures shall be such as to limit the Class I, Division 1, locations to the following:

1. Piping trenches.
2. The interior of equipment.
3. The immediate vicinity of pumps or equipment locations, such as dispensing stations, open centrifuges, plate and frame filters, opened vacuum filters, change cans and the surfaces of open equipment. The immediate vicinity shall include a zone extending from the vapor liberation point 5 feet (1524 mm) horizontally in all directions and vertically from the floor to a level 3 feet (914 mm) above the highest point of vapor liberation.

2904.2.1 Other locations. Locations within the confines of the manufacturing room where Class I liquids are handled shall be Class I, Division 2, except locations indicated in Section 2904.2.

2904.2.2 Ordinary equipment. Ordinary electrical equipment, including switchgear, shall be prohibited, except where installed in a room maintained under positive pressure with respect to the hazardous area. The air or other media utilized for pressurization shall be obtained from a source that will not cause any amount or type of flammable vapor to be introduced into the room.

2904.3 Bonding. Equipment including, but not limited to, tanks, machinery and piping, shall be bonded and connected to a ground where an ignitable mixture is capable of being present.

2904.3.1 Piping. Electrically isolated sections of metallic piping or equipment shall be grounded or bonded to the other grounded portions of the system.

2904.3.2 Vehicles. Tank vehicles loaded or unloaded through open connections shall be grounded and bonded to the receiving system.

2904.3.3 Containers. Where a flammable mixture is transferred from one portable container to another, a bond shall be provided between the two containers, and one shall be grounded.

2904.4 Ground. Metal framing of buildings shall be grounded with resistance of not more than 5 ohms.

**SECTION 2905
PROCESS STRUCTURES**

2905.1 Design. Process structures shall be designed and constructed in accordance with the *California Building Code*.

2905.2 Fire apparatus access. Fire apparatus access complying with Section 503 shall be provided for the purpose of

fire control to at least one side of organic coating manufacturing operations.

2905.3 Drainage. Drainage facilities shall be provided in accordance with Section 2903.10 where topographical conditions are such that flammable and combustible liquids are capable of flowing from the organic coating manufacturing operation so as to constitute a fire hazard to other premises.

2905.4 Explosion control. Explosion control shall be provided in areas subject to potential deflagration hazards as indicated in NFPA 35. Explosion control shall be provided in accordance with Section 911.

2905.5 Ventilation. Enclosed structures in which Class I liquids are processed or handled shall be ventilated at a rate of not less than 1 cubic foot per minute per square foot [$0.00508 \text{ m}^3/(\text{s} \cdot \text{m}^2)$] of solid floor area. Ventilation shall be accomplished by exhaust fans that take suction at floor levels and discharge to a safe location outside the structure. Noncontaminated intake air shall be introduced in such a manner that all portions of solid floor areas are provided with continuous uniformly distributed air movement.

2905.6 Heating. Heating provided in hazardous areas shall be by indirect means. Ignition sources such as open flames or electrical heating elements, except as provided for in Section 2904, shall not be permitted within the structure.

**SECTION 2906
PROCESS MILLS AND KETTLES**

2906.1 Mills. Mills, operating with close clearances, which process flammable and heat-sensitive materials, such as nitrocellulose, shall be located in a detached building or in a noncombustible structure without other occupancies. The amount of nitrocellulose or other flammable material brought into the area shall not be more than the amount required for a batch.

2906.2 Mixers. Mixers shall be of the enclosed type or, where of the open type, shall be provided with properly fitted covers. Where flow is by gravity, a shutoff valve shall be installed as close as practical to the mixer, and a control valve shall be provided near the end of the fill pipe.

2906.3 Open kettles. Open kettles shall be located in an outside area provided with a protective roof; in a separate structure of noncombustible construction; or separated from other areas by a noncombustible wall having a fire-resistance rating of at least 2 hours.

2906.4 Closed kettles. Contact-heated kettles containing solvents shall be equipped with safety devices that, in case of a fire, will turn off the process heat, turn on the cooling medium and inject inert gas into the kettle.

2906.4.1 Vaporizer location. The vaporizer section of heat-transfer systems that heat closed kettles containing solvents shall be remotely located.

2906.5 Kettle controls. The kettle and thin-down tank shall be instrumented, controlled and interlocked so that any failure of the controls will result in a safe condition. The kettle shall be provided with a pressure-rupture disc in addition to the primary vent. The vent piping from the rupture disc shall be of minimum length and shall discharge to an approved

location. The thin-down tank shall be adequately vented. Thinning operations shall be provided with an adequate vapor removal system.

SECTION 2907 PROCESS PIPING

2907.1 Design. All piping, valves and fittings shall be designed for the working pressures and structural stresses to which the piping, valves and fittings will be subjected, and shall be of steel or other material approved for the service intended.

2907.2 Valves. Valves shall be of an indicating type. Terminal valves on remote pumping systems shall be of the dead-man type, shutting off both the pump and the flow of solvent.

2907.3 Support. Piping systems shall be supported adequately and protected against physical damage. Piping shall be pitched to avoid unintentional trapping of liquids, or approved drains shall be provided.

2907.4 Connectors. Approved flexible connectors shall be installed where vibration exists or frequent movement is necessary. Hose at dispensing stations shall be of an approved type.

2907.5 Tests. Before being placed in service, all piping shall be free of leaks when tested for a minimum of 30 minutes at not less than 1.5 times the working pressure or a minimum of 5 pounds per square inch gauge (psig) (35 kPa) at the highest point in the system.

SECTION 2908 RAW MATERIALS IN PROCESS AREAS

2908.1 Nitrocellulose quantity. The amount of nitrocellulose brought into the operating area shall not exceed the amount required for a work shift. Nitrocellulose spillage shall be promptly swept up and disposed of properly.

2908.2 Organic peroxides quantity. Organic peroxides brought into the operating area shall be in the original shipping container. When in the operating area, the organic peroxide shall not be placed in locations exposed to ignition sources, heat or mechanical shocks.

SECTION 2909 RAW MATERIALS AND FINISHED PRODUCTS

2909.1 General. The storage, handling and use of flammable and combustible liquids in process areas shall be in accordance with Chapter 57.

2909.2 Tank storage. Tank storage for flammable and combustible liquids located inside of structures shall be limited to storage areas at or above grade which are separated from the processing area in accordance with the *California Building Code*. Processing equipment containing flammable and combustible liquids and storage in quantities essential to the continuity of the operations shall not be prohibited in the processing area.

2909.3 Tank vehicle. Tank car and tank vehicle loading and unloading stations for Class I liquids shall be separated from the processing area, other plant structures, nearest lot line of property that can be built upon or public thoroughfare by a minimum clear distance of 25 feet (7620 mm).

2909.3.1 Loading. Loading and unloading structures and platforms for flammable and combustible liquids shall be designed and installed in accordance with Chapter 57.

2909.3.2 Safety. Tank cars for flammable liquids shall be unloaded such that the safety to persons and property is ensured. Tank vehicles for flammable and combustible liquids shall be loaded and unloaded in accordance with Chapter 57.

2909.4 Nitrocellulose storage. Nitrocellulose storage shall be located on a detached pad or in a separate structure or a room enclosed in accordance with the *California Building Code*. The nitrocellulose storage area shall not be utilized for any other purpose. Electrical wiring and equipment installed in storage areas adjacent to process areas shall comply with Section 2904.2.

2909.4.1 Containers. Nitrocellulose shall be stored in closed containers. Barrels shall be stored on end and not more than two tiers high. Barrels or other containers of nitrocellulose shall not be opened in the main storage structure but at the point of use or other location intended for that purpose.

2909.4.2 Spills. Spilled nitrocellulose shall be promptly wetted with water and disposed of by use or burning in the open at an approved detached location.

2909.5 Organic peroxide storage. The storage of organic peroxides shall be in accordance with Chapter 62.

2909.5.1 Size. The size of the package containing organic peroxide shall be selected so that, as nearly as practical, full packages are utilized at one time. Spilled peroxide shall be promptly cleaned up and disposed of as specified by the supplier.

2909.6 Finished products. Finished products that are flammable or combustible liquids shall be stored outside of structures, in a separate structure, or in a room separated from the processing area in accordance with the *California Building Code*. The storage of finished products shall be in tanks or closed containers in accordance with Chapter 57.



CALIFORNIA FIRE CODE – MATRIX ADOPTION TABLE

CHAPTER 30 – INDUSTRIAL OVENS

(Matrix Adoption Tables are non-regulatory, intended only as an aid to the user.
See Chapter 1 for state agency authority and building applications.)

Adopting Agency	BSC	SFM		HCD			DSA		OSHPD				BSCC	DHS	AGR	DWR	CEC	CA	SL	SLC
		T-24	T-19*	1	2	1/AC	AC	SS	1	2	3	4								
Adopt Entire Chapter		X																		
Adopt Entire Chapter as amended (amended sections listed below)																				
Adopt only those sections that are listed below																				
[California Code of Regulations, Title 19, Division 1]																				
Chapter / Section																				

* The *California Code of Regulations* (CCR), Title 19, Division 1 provisions that are found in the *California Fire Code* are a reprint from the current CCR, Title 19, Division 1 text for the code user's convenience only. The scope, applicability and appeals procedures of CCR, Title 19, Division I remain the same.

CHAPTER 30

INDUSTRIAL OVENS

SECTION 3001 GENERAL

3001.1 Scope. This chapter shall apply to the installation and operation of industrial ovens and furnaces. Industrial ovens and furnaces shall comply with the applicable provisions of NFPA 86, the *California Mechanical Code* and this chapter. The terms “ovens” and “furnaces” are used interchangeably in this chapter.

3001.2 Permits. Permits shall be required as set forth in Sections 105.6 and 105.7.

SECTION 3002 DEFINITIONS

3002.1 Definitions. The following terms are defined in Chapter 2:

- FURNACE CLASS A.
- FURNACE CLASS B.
- FURNACE CLASS C.
- FURNACE CLASS D.

SECTION 3003 LOCATION

3003.1 Ventilation. Enclosed rooms or basements containing industrial ovens or furnaces shall be provided with combustion air in accordance with the *California Mechanical Code* and with ventilation air in accordance with the *California Mechanical Code*.

3003.2 Exposure. When locating ovens, oven heaters and related equipment, the possibility of fire resulting from over-

heating or from the escape of fuel gas or fuel oil and the possibility of damage to the building and injury to persons resulting from explosion shall be considered.

3003.3 Ignition source. Industrial ovens and furnaces shall be located so as not to pose an ignition hazard to flammable vapors or mists or combustible dusts.

3003.4 Temperatures. Roofs and floors of ovens shall be insulated and ventilated to prevent temperatures at combustible ceilings and floors from exceeding 160°F (71°C).

SECTION 3004 FUEL PIPING

3004.1 Fuel-gas piping. Fuel-gas piping serving industrial ovens shall comply with the *California Mechanical Code*. Piping for other fuel sources shall comply with this section.

3004.2 Shutoff valves. Each industrial oven or furnace shall be provided with an approved manual fuel shutoff valve in accordance with the *California Mechanical Code*.

3004.2.1 Fuel supply lines. Valves for fuel supply lines shall be located within 6 feet (1829 mm) of the appliance served.

Exception: When approved and the valve is located in the same general area as the appliance served.

3004.3 Valve position. The design of manual fuel shutoff valves shall incorporate a permanent feature which visually indicates the open or closed position of the valve. Manual fuel shutoff valves shall not be equipped with removable handles or wrenches unless the handle or wrench can only be installed parallel with the fuel line when the valve is in the open position.

**SECTION 3005
INTERLOCKS**

3005.1 Shut down. Interlocks shall be provided for Class A ovens so that conveyors or sources of flammable or combustible materials shall shut down if either the exhaust or recirculation air supply fails.

**SECTION 3006
FIRE PROTECTION**

3006.1 Required protection. Class A and B ovens which contain, or are utilized for the processing of, combustible materials shall be protected by an approved automatic fire-extinguishing system complying with Chapter 9.

3006.2 Fixed fire-extinguishing systems. Fixed fire-extinguishing systems shall be provided for Class C or D ovens to protect against such hazards as overheating, spillage of molten salts or metals, quench tanks, ignition of hydraulic oil and escape of fuel. It shall be the user's responsibility to consult with the fire code official concerning the necessary requirements for such protection.

3006.3 Fire extinguishers. Portable fire extinguishers complying with Section 906 shall be provided not closer than 15 feet (4572 mm) or a maximum of 50 feet (15 240 mm). This shall apply to the oven and related equipment.

**SECTION 3007
OPERATION AND MAINTENANCE**

3007.1 Furnace system information. An approved, clearly worded, and prominently displayed safety design data form or manufacturer's nameplate shall be provided stating the safe operating condition for which the furnace system was designed, built, altered or extended.

3007.2 Oven nameplate. Safety data for Class A solvent atmosphere ovens shall be furnished on the manufacturer's nameplate. The nameplate shall provide the following design data:

1. The solvent used.
2. The number of gallons (L) used per batch or per hour of solvent entering the oven.
3. The required purge time.
4. The oven operating temperature.
5. The exhaust blower rating for the number of gallons (L) of solvent per hour or batch at the maximum operating temperature.

Exception: For low-oxygen ovens, the maximum allowable oxygen concentration shall be included in place of the exhaust blower ratings.

3007.3 Training. Operating, maintenance and supervisory personnel shall be thoroughly instructed and trained in the operation of ovens or furnaces.

3007.4 Equipment maintenance. Equipment shall be maintained in accordance with the manufacturer's instructions.

CALIFORNIA FIRE CODE – MATRIX ADOPTION TABLE CHAPTER 31 – TENTS AND OTHER MEMBRANE STRUCTURES

(Matrix Adoption Tables are non-regulatory, intended only as an aid to the user.
See Chapter 1 for state agency authority and building applications.)

Adopting Agency	BSC	SFM		HCD			DSA		OSHPD				BSCC	DHS	AGR	DWR	CEC	CA	SL	SLC
		T-24	T-19*	1	2	1/AC	AC	SS	1	2	3	4								
Adopt Entire Chapter																				
Adopt Entire Chapter as amended (amended sections listed below)		X																		
Adopt only those sections that are listed below																				
[California Code of Regulations, Title 19, Division 1]			X																	
Chapter / Section																				
3101.1		X																		
[T-19 §303 (a)(b)]			X																	
3101.2		X																		
3101.3		X																		
[T-19 §310 (a-c)]			X																	
3103.8.2		X																		
[T-19 §312]			X																	
[T-19 §340]			X																	
[T-19 §341]			X																	
[T-19 §321]			X																	
[T-19 §315 (a)]			X																	
[T-19 §332 (a)]			X																	
3104.2		X																		
[T-19 §334]			X																	
[T-19 §335 (a)(b)]			X																	
[T-19 §315 (d)]			X																	
[T-19 §315 (b)]			X																	
[T-19 §326 (b)]			X																	
[T-19 §316]			X																	
[T-19 §317]			X																	
3104.12		X																		
[T-19 §319 (a-c)]			X																	
[T-19 §319 (d)(e)]			X																	
[T-19 §325]			X																	
[T-19 §324 (a)(b)]			X																	
[T-19 §320]			X																	
[T-19 §326 (a)]			X																	
[T-19 §326 (c)]			X																	
3104.23		X																		

* The California Code of Regulations (CCR), Title 19, Division 1 provisions that are found in the California Fire Code are a reprint from the current CCR, Title 19, Division 1 text for the code user's convenience only. The scope, applicability and appeals procedures of CCR, Title 19, Division I remain the same.



CHAPTER 31

TENTS AND OTHER MEMBRANE STRUCTURES

SECTION 3101 GENERAL

3101.1 Scope. Tents and membrane structures shall comply with this chapter. The provisions of Section 3103 are applicable only to temporary tents and membrane structures. The provisions of Section 3104 are applicable to temporary and permanent tents and membrane structures.

These building standards govern the use of tents, awnings or other fabric enclosures, including membrane (air-supported and air-inflated) structures and places of assemblage, in or under which 10 or more persons may gather for any lawful purpose.

Exceptions:

1. Tents, awnings or other fabric enclosures used to cover or enclose private swimming pools and similar facilities on the premises of private one- and two-family dwellings.
2. Tents used to conduct committal services on the ground of a cemetery.
3. Tents, awnings or other fabric enclosures erected and used within a sound stage, or other similar structural enclosure which is equipped with an overhead automatic sprinkler system.
4. Tensioned membrane roof materials supported by rigid frames or installed on a mast and cable system provided such structures conform to the requirements of one of the types of construction as described in these regulations.
5. Fabric structures which are part of mobile homes, recreational vehicles, or commercial coaches governed by the provisions of Division 13, Part 2, Health and Safety Code (Department of Housing and Community Development).

[California Code of Regulations, Title 19, Division 1, §303.(a) and (b)] Scope.

(a) The provisions of California Code of Regulations, Title 19, Division 1, Chapter 2 apply to the sale, offering for sale, manufacture for sale, rental and use of tents within this state.

(b) For building standards relating to tents and membrane structures, see California Code of Regulations, Title 24, Part 9.

3101.2 Alternate means of protection. *When approved by the enforcing agency, exceptions to the provisions of these building standards may be permitted, provided alternate means of protection which are at least equal to these regulations in quality, strength, effectiveness, fire resistance, durability and safety are provided.*

3101.3 Labor camps. *Tents used in labor camps for the housing of employees shall have tight wooden floors raised at*

least 4 inches (102 mm) above ground level having baseboards on all sides to a height of at least 6 inches (152 mm) or shall have concrete slabs with finished surface at least 4 inches (102 mm) above grade having baseboards on all sides to a height of at least 6 inches (152 mm).

Electrical installations serving and installed within tents shall comply with the applicable requirements of the California Electrical Code.

Tents shall not be considered suitable sleeping places when it is found necessary to provide heating facilities in order to maintain a minimum temperature of 60°F (33.3°C) within such tent during the period of occupancy.

Note: See Section 17008 of the Health and Safety Code for definition of labor camp.

SECTION 3102 DEFINITIONS

3102.1 Definitions. The following terms are defined in Chapter 2:

AIR-INFLATED STRUCTURE.

AIR-SUPPORTED STRUCTURE.

MEMBRANE STRUCTURE.

TENT.

SECTION 3103 TEMPORARY TENTS AND MEMBRANE STRUCTURES

3103.1 General. All temporary tents and membrane structures shall comply with this section.

3103.2 Approval required. Tents and membrane structures having an area in excess of 400 square feet (37 m²) shall not be erected, operated or maintained for any purpose without first obtaining a permit and approval from the fire code official.

Exceptions:

1. Tents used exclusively for recreational camping purposes.
2. Tents open on all sides which comply with all of the following:
 - 2.1. Individual tents having a maximum size of 700 square feet (65 m²).
 - 2.2. The aggregate area of multiple tents placed side by side without a fire break clearance of 12 feet (3658 mm), not exceeding 700 square feet (65 m²) total.
 - 2.3. A minimum clearance of 12 feet (3658 mm) to all structures and other tents.

3103.3 Place of assembly. For the purposes of this chapter, a place of assembly shall include a circus, carnival, tent show, theater, skating rink, dance hall or other place of assembly in or under which persons gather for any purpose.

3103.4 Permits. Permits shall be required as set forth in Sections 105.6 and 105.7.

3103.5 Use period. Temporary tents, air-supported, air-inflated or tensioned membrane structures shall not be erected for a period of more than 180 days within a 12-month period on a single premises.

3103.6 Construction documents. A detailed site and floor plan for tents or membrane structures with an occupant load of 50 or more shall be provided with each application for approval. The tent or membrane structure floor plan shall indicate details of the means of egress facilities, seating capacity, arrangement of the seating and location and type of heating and electrical equipment.

3103.7 Inspections. The entire tent, air-supported, air-inflated or tensioned membrane structure system shall be inspected at regular intervals, but not less than two times per permit use period, by the permittee, owner or agent to determine that the installation is maintained in accordance with this chapter.

Exception: Permit use periods of less than 30 days.

3103.7.1 Inspection report. When required by the fire code official, an inspection report shall be provided and shall consist of maintenance, anchors and fabric inspections.

3103.8 Access, location and parking. Access, location and parking for temporary tents and membrane structures shall be in accordance with this section.

3103.8.1 Access. Fire apparatus access roads shall be provided in accordance with Section 503.

3103.8.2 Location. Tents or membrane structures shall not be located within 20 feet (6096 mm) of lot lines, buildings, other tents or membrane structures, parked vehicles or internal combustion engines. For the purpose of determining required distances, support ropes and guy wires shall be considered as part of the temporary membrane structure or tent.

Exceptions:

1. Separation distance between membrane structures and tents not used for cooking is not required when the aggregate floor area does not exceed 15,000 square feet (1394 m²).
2. Membrane structures or tents need not be separated from buildings when all of the following conditions are met:
 - 2.1. The aggregate floor area of the membrane structure or tent shall not exceed 10,000 square feet (929 m²).
 - 2.2. The aggregate floor area of the building and membrane structure or tent shall not exceed the allowable floor area including

increases as indicated in the *California Building Code*.

2.3. Required means of egress are provided for both the building and the membrane structure or tent including travel distances.

2.4. Fire apparatus access roads are provided in accordance with Section 503.

3. *When approved by the enforcing agency, tents may be located in or on permanent buildings provided such use does not constitute an undue hazard.*

[California Code of Regulations, Title 19, Division 1, §312] Parking of Vehicles.

Vehicles necessary to the operation of the establishment, shall be parked at least 20 feet from any tent. No other vehicle shall be parked less than 100 feet from any tent except vehicles parked on a public street shall park at least 20 feet from any tent.

3103.8.3 Location of structures in excess of 15,000 square feet in area. Membrane structures having an area of 15,000 square feet (1394 m²) or more shall be located not less than 50 feet (15 240 mm) from any other tent or structure as measured from the sidewall of the tent or membrane structure unless joined together by a corridor.

3103.8.4 Membrane structures on buildings. Membrane structures that are erected on buildings, balconies, decks or other structures shall be regulated as permanent membrane structures in accordance with Section 3102 of the *California Building Code*.

3103.8.5 Connecting corridors. Tents or membrane structures are allowed to be joined together by means of corridors. Exit doors shall be provided at each end of such corridor. On each side of such corridor and approximately opposite each other, there shall be provided openings not less than 12 feet (3658 mm) wide.

3103.8.6 Fire break. An unobstructed fire break passageway or fire road not less than 12 feet (3658 mm) wide and free from guy ropes or other obstructions shall be maintained on all sides of all tents and membrane structures unless otherwise approved by the fire code official.

3103.9 Anchorage required. Tents or membrane structures and their appurtenances shall be adequately roped, braced and anchored to withstand the elements of weather and prevent against collapsing. Documentation of structural stability shall be furnished to the fire code official on request.

3103.10 Temporary air-supported and air-inflated membrane structures. Temporary air-supported and air-inflated membrane structures shall be in accordance with Sections 3103.10.1 through 3103.10.4.

3103.10.1 Door operation. During high winds exceeding 50 miles per hour (22 m/s) or in snow conditions, the use of doors in air-supported structures shall be controlled to avoid excessive air loss. Doors shall not be left open.

3103.10.2 Fabric envelope design and construction. Air-supported and air-inflated structures shall have the

design and construction of the fabric envelope and the method of anchoring in accordance with Architectural Fabric Structures Institute ASI 77.

3103.10.3 Blowers. An air-supported structure used as a place of assembly shall be furnished with not less than two blowers, each of which has adequate capacity to maintain full inflation pressure with normal leakage. The design of the blower shall be so as to provide integral limiting pressure at the design pressure specified by the manufacturer.

3103.10.4 Auxiliary power. Places of public assembly for more than 200 persons shall be furnished with either a fully automatic auxiliary engine-generator set capable of powering one blower continuously for 4 hours, or a supplementary blower powered by an internal combustion engine which shall be automatic in operation.

3103.11 Seating arrangements. Seating in tents or membrane structures shall be in accordance with Chapter 10.

3103.12 Means of egress. Means of egress for temporary tents and membrane structures shall be in accordance with Sections 3103.12.1 through 3103.12.8.

3103.12.1 Distribution. Exits shall be spaced at approximately equal intervals around the perimeter of the tent or membrane structure, and shall be located such that all points are 100 feet (30 480 mm) or less from an exit.

3103.12.2 Number. Tents, or membrane structures or a usable portion thereof shall have at least one exit and not less than the number of exits required by Table 3103.12.2. The total width of means of egress in inches (mm) shall not be less than the total occupant load served by a means of egress multiplied by 0.2 inches (5 mm) per person.

3103.12.3 Exit openings from tents. Exit openings from tents shall remain open unless covered by a flame-resistant curtain. The curtain shall comply with the following requirements:

1. Curtains shall be free sliding on a metal support. The support shall be a minimum of 80 inches (2032 mm) above the floor level at the exit. The curtains shall be so arranged that, when open, no part of the curtain obstructs the exit.

2. Curtains shall be of a color, or colors, that contrasts with the color of the tent.

3103.12.4 Doors. Exit doors shall swing in the direction of exit travel. To avoid hazardous air and pressure loss in air-supported membrane structures, such doors shall be automatic closing against operating pressures. Opening force at the door edge shall not exceed 15 pounds (66 N).

3103.12.5 Aisle. The width of aisles without fixed seating shall be in accordance with the following:

1. In areas serving employees only, the minimum *aisle* width shall be 24 inches (610 mm) but not less than the width required by the number of employees served.
2. In public areas, smooth-surfaced, unobstructed aisles having a minimum width of not less than 44 inches (1118 mm) shall be provided from seating areas, and aisles shall be progressively increased in width to provide, at all points, not less than 1 foot (305 mm) of aisle width for each 50 persons served by such aisle at that point.

3103.12.5.1 Arrangement and maintenance. The arrangement of aisles shall be subject to approval by the fire code official and shall be maintained clear at all times during occupancy.

3103.12.6 Exit signs. Exits shall be clearly marked. Exit signs shall be installed at required exit doorways and where otherwise necessary to indicate clearly the direction of egress when the exit serves an occupant load of 50 or more.

3103.12.6.1 Exit sign illumination. Exit signs shall be either listed and labeled in accordance with UL 924 as the internally illuminated type and used in accordance with the listing or shall be externally illuminated by luminaires supplied in the following manner:

1. Two separate circuits, one of which shall be separate from all other circuits, for occupant loads of 300 or less; or
2. Two separate sources of power, one of which shall be an approved emergency system, shall be provided when the occupant load exceeds 300.

**TABLE 3103.12.2
MINIMUM NUMBER OF MEANS OF EGRESS AND MEANS OF
EGRESS WIDTHS FROM TEMPORARY MEMBRANE STRUCTURES AND TENTS**

OCCUPANT LOAD	MINIMUM NUMBER OF MEANS OF EGRESS	MINIMUM WIDTH OF EACH MEANS OF EGRESS (Inches)	
		Tent	Membrane Structure
10 to 199	2	72	36
200 to 499	3	72	72
500 to 999	4	96	72
1,000 to 1,999	5	120	96
2,000 to 2,999	6	120	96
Over 3,000 ^a	7	120	96

For SI: 1 inch = 25.4 mm.

a. When the occupant load exceeds 3,000, the total width of means of egress (in inches) shall not be less than the total occupant load multiplied by 0.2 inches per person.

Emergency systems shall be supplied from storage batteries or from the on-site generator set, and the system shall be installed in accordance with the *California Electrical Code*. The emergency system provided shall have a minimum duration of 90 minutes when operated at full design demand.

3103.12.7 Means of egress illumination. Means of egress shall be illuminated with light having an intensity of not less than 1 footcandle (11 lux) at floor level while the structure is occupied. Fixtures required for means of egress illumination shall be supplied from a separate circuit or source of power.

3103.12.8 Maintenance of means of egress. The required width of exits, aisles and passageways shall be maintained at all times to a public way. Guy wires, guy ropes and other support members shall not cross a means of egress at a height of less than 8 feet (2438 mm). The surface of means of egress shall be maintained in an approved manner.

**SECTION 3104
TEMPORARY AND PERMANENT TENTS
AND MEMBRANE STRUCTURES**

3104.1 General. All tents and membrane structures, both temporary and permanent, shall be in accordance with this section. Permanent tents and membrane structures shall also comply with the *California Building Code*.

[California Code of Regulations, Title 19, Division 1, §340] Existing Small Tents.

Existing small tents are exempt from California Code of Regulations, Title 19, Division 1, Chapter 2.

[California Code of Regulations, Title 19, Division 1, §341] Existing Membrane Structures and Other (Large) Existing Tents.

Existing membranes of membrane structures and large (10 or more capacity) existing tents may continue to be used provided evidence of satisfactory flame resistance is available to the enforcing authority. Such evidence may be in the form of certification that the fabric passes the standard small scale flame resistance test as set forth in California Code of Regulations, Title 19, Division 1, Chapter 8 regulations or through passage of effective field tests.

[California Code of Regulations, Title 19, Division 1, §321] Abatement of Fire or Panic Hazards.

Any condition that presents a fire hazard, would contribute to the rapid spread of fire, interfere with the rapid exit of persons from the tents, or interfere with or delay the extinguishment of a fire, shall be immediately corrected as ordered by the enforcing authority.

[California Code of Regulations, Title 19, Division 1, §315.(a)] Flame Resistance Standards.

(a) All tent fabrics and all interior decorative fabrics or materials shall be flame resistant in accordance with appropriate standards set forth in California Code of Regulations, Title 19, Division 1, Chapter 8.

Tent tops and sidewalls shall be made either from fabric which has been flame resistant treated with an approved exterior chemical process by an approved application concern, or from inherently flame-resistant fabric approved and listed by the State Fire Marshal.

[California Code of Regulations, Title 19, Division 1, §332.(a)] Flame Resistance.

(a) All tents manufactured for sale, sold, rented, offered for sale, or used in California shall be made from non-flammable material or one of the following flame-resistant fabrics or material approved by the State Fire Marshal:

(1) Fabrics complying with the State Fire Marshal's requirements for flame resistance for exterior use, as set forth in California Code of Regulations, Title 19, Division 1, Chapter 8, or

(2) Fabrics complying with the flame-resistance requirements set forth in "A Specification for Flame-Resistance Materials Used in Camping Tentage" published in 1975 by Canvas Products Association International, hereinafter referred to as CPAI-84.

Exceptions:

(1) Tents used for committal services at cemeteries.

(2) Tents or similar fabric enclosures used within a sound stage or equivalent enclosure equipped with an overhead automatic fire extinguishing system.

3104.2 Flame propagation performance treatment. Before a permit is granted, the owner or agent shall file with the fire code official a certificate executed by an approved testing laboratory certifying that the tents and membrane structures and their appurtenances; sidewalls, drops and tarpaulins; floor coverings, bunting and combustible decorative materials and effects, including sawdust when used on floors or passageways, are flame resistant in accordance with appropriate standards set forth in CCR, Title 19, Division 1, Chapter 8. *Tops and sidewalls shall be made either from fabric which has been flame resistant treated with an approved exterior chemical process by an approved application concern, or from inherently flame-resistant fabric approved and listed by the State Fire Marshal (see CCR, Title 19, Division 1, Chapter 8).*

3104.3 Label. Membrane structures or tents shall have a permanently affixed label bearing the identification of size and fabric or material type.

[California Code of Regulations, Title 19, Division 1, §334] Requirements Pertaining to All Tents.

All tents manufactured for sale in California shall be labeled in accordance with the appropriate provisions of California Code of Regulations, Title 19, Division 1, Section 335.

[California Code of Regulations, Title 19, Division 1, §335.(a) and (b)] Labeling of Tents.

(a) Each section of top and sidewall in large tents shall have a durable label, permanently affixed, bearing the following information:

(1) *The Seal of Registration.*

(2) *If treated fabric, the name and registration number of the approved application concern and approved chemical used, and the date of treatment.*

(3) *If registered fabric, the trade name and registration number of the approved fabric, and the date of production.*

In lieu of attached labels, the required information may be applied directly to the fabric by print, stamp or stencil.

(b) *Small tents shall have a permanently affixed label bearing the information in California Code of Regulations, Title 19, Division 1, Section 335, subsection (a), or shall comply with the provisions specified in CPAI-84 (1975) which reads as follows:*

(1) *Certification. A statement that the materials used in the manufacture of the item meet the flame-resistance requirements of CPAI-84.*

(2) *Manufacturer Identification. An identification of the manufacturer of the item. If the item bears a private label, it shall identify the private labeler and shall also contain a code mark which will permit the seller of the item to identify the manufacturer to the purchaser upon request.*

(3) *Code Number. A number enabling the manufacturer to identify from his records the suppliers and suppliers' lot numbers of the certified materials used in the item. The manufacturer shall also maintain records identifying the parties to whom he sold camping tentage. Further, he shall maintain records identifying items manufactured from lots of certified material. Records shall be maintained for four (4) years.*

(4) *Warning label.*

WARNING
KEEP ALL FLAME
AND HEAT SOURCES
AWAY FROM THIS
TENT FABRIC

This tent is made with flame-resistant fabric which meets CPAI-84 specifications. It is not fire proof. The fabric will burn if left in continuous contact with any flame source.

The application of any foreign substance to the tent fabric may render the flame resistant properties ineffective.

This warning label or its equivalent must be permanently affixed to the tent at one conspicuous location, and must be block letters on a white background. The first paragraph of the body of the label must be placed

in a conspicuous location on each carton containing the tent.

3104.4 Certification. An affidavit or affirmation shall be submitted to the fire code official and a copy retained on the premises on which the tent or air-supported structure is located. The affidavit shall attest to the following information relative to the flame propagation performance criteria of the fabric:

1. Names and address of the owners of the tent or air-supported structure.
2. Date the fabric was last treated with flame-retardant solution.
3. Trade name or kind of chemical used in treatment.
4. Name of person or firm treating the material.
5. Name of testing agency and test standard by which the fabric was tested.

[California Code of Regulations, Title 19, Division 1, §315.(d)] Flame Resistance Standards.

(d) Certificates of Flame Resistance or other documentation affirming the requirements of California Code of Regulations, Title 19, Division 1, Section 315, subsection (a) shall be made available upon request of the enforcement authority.

3104.5 Combustible materials. Hay, straw, shavings or similar combustible materials shall not be located within any tent or membrane structure containing an assembly occupancy, except the materials necessary for the daily feeding and care of animals. Sawdust and shavings utilized for a public performance or exhibit shall not be prohibited provided the sawdust and shavings are kept damp. Combustible materials shall not be permitted under stands or seats at any time.

[California Code of Regulations, Title 19, Division 1, §315.(b)] Flame Resistance Standards.

(b) Sawdust, shavings, or other combustible material used on the floor or ground shall be made flame resistant or when approved by the enforcing authority shall be kept adequately damp when tent is occupied.

[California Code of Regulations, Title 19, Division 1, §326.(b)] Hazard Abatement.

(b) Hay, straw, trash and other similar flammable material shall be stored more than 50 feet from any tent except upon approval of the enforcing authority.

Exception: *Tents to which the public is not admitted.*

3104.6 Smoking. Smoking shall not be permitted in tents or membrane structures. Approved "No Smoking" signs shall be conspicuously posted in accordance with Section 310.

[California Code of Regulations, Title 19, Division 1, §316] Smoking Prohibited.

Smoking is not permitted in any tent and in any adjacent areas where hay or other highly flammable materials are kept. "No Smoking" signs shall be conspicuously posted in all tents open to the public and wherever otherwise specified by the enforcing authority.

3104.7 Open or exposed flame. Open flame or other devices emitting flame, fire or heat or any flammable or combustible liquids, gas, charcoal or other cooking device or any other unapproved devices shall not be permitted inside or located within 20 feet (6096 mm) of the tent or membrane structures while open to the public unless approved by the fire code official.

[California Code of Regulations, Title 19, Division 1, §317] Fireworks and Open Flames.

Fireworks, open flame or any device emitting flame or spark shall not be used in or immediately adjacent to any tent while open to the public, except when approved in writing by the enforcing authority.

3104.8 Fireworks. Fireworks shall not be used within 100 feet (30 480 mm) of tents or membrane structures.

3104.9 Spot lighting. Spot or effect lighting shall only be by electricity, and all combustible construction located within 6 feet (1829 mm) of such equipment shall be protected with approved noncombustible insulation not less than 9¹/₄ inches (235 mm) thick.

3104.10 Safety film. Motion pictures shall not be displayed in tents or membrane structures unless the motion picture film is safety film.

3104.11 Clearance. There shall be a minimum clearance of at least 3 feet (914 mm) between the fabric envelope and all contents located inside membrane structures.

3104.12 Portable fire extinguishers. Portable fire extinguishers shall be provided as required by *California Code of Regulations, Title 19, Division 1, Chapter 2, Article 3, Section 319.*

[California Code of Regulations, Title 19, Division 1, §319.(a) through (c)] Fire Extinguishers and Other Fire Protection Equipment.

(a) One Class 2-A fire extinguisher shall be provided in every tent having a floor area between 500 square feet and 1,000 square feet plus one 2-A fire extinguisher in each auxiliary adjacent tent. One additional extinguisher shall be provided for each additional 2000 square feet or fraction thereof.

(b) At least one Class 10 B-C fire extinguisher shall be provided with each generator or transformer.

(c) At least one Class 10 B-C fire extinguisher shall be provided in kitchen, dining areas, and at locations where flammable or combustible liquids or flammable gases are used, stored, or dispensed.

3104.13 Fire protection equipment. Fire hose lines, water supplies and other auxiliary fire equipment shall be maintained at the site in such numbers and sizes as required by the fire code official.

[California Code of Regulations, Title 19, Division 1, §319.(d) and (e)] Fire Extinguishers and Other Fire Protection Equipment.

(d) Tents having a capacity of 1,000 or more persons shall be protected on each of the long sides with fire hose lines

of at least 1¹/₂-inch internal diameter and of sufficient length to reach either end of the tent. The water supply shall be either from the public water mains or from tanks having a capacity of not less than 500 gallons. There shall be at least 65 pounds of flowing pressure at the nozzle of the hose line when a 1¹/₂-inch tip is used.

(e) The enforcing authority may modify or waive any of the requirements of this section [Title 19, Division 1, Section 319] and may accept other types of fire extinguishing equipment in lieu of that required by Title 19, Division 1 regulations if, in the authorities' opinion, reasonable and adequate protection will be afforded.

3104.14 Occupant load factors. The occupant load allowed in an assembly structure, or portion thereof, shall be determined in accordance with Chapter 10.

3104.15 Heating and cooking equipment. Heating and cooking equipment shall be in accordance with Sections 3104.15.1 through 3104.15.7.

3104.15.1 Installation. Heating or cooking equipment, tanks, piping, hoses, fittings, valves, tubing and other related components shall be installed as specified in the *California Mechanical Code* and shall be approved by the fire code official.

3104.15.2 Venting. Gas, liquid and solid fuel-burning equipment designed to be vented shall be vented to the outside air as specified in the *California Mechanical Code*. Such vents shall be equipped with approved spark arresters when required. Where vents or flues are used, all portions of the tent or membrane structure shall be not less than 12 inches (305 mm) from the flue or vent.

3104.15.3 Location. Cooking and heating equipment shall not be located within 10 feet (3048 mm) of exits or combustible materials.

3104.15.4 Operations. Operations such as warming of foods, cooking demonstrations and similar operations that use solid flammables, butane or other similar devices which do not pose an ignition hazard, shall be approved.

3104.15.5 Cooking tents. Tents with sidewalls or drops where cooking is performed shall be separated from other tents or membrane structures by a minimum of 20 feet (6096 mm).

3104.15.6 Outdoor cooking. Outdoor cooking that produces sparks or grease-laden vapors shall not be performed within 20 feet (6096 mm) of a tent or membrane structure.

3104.15.7 Electrical heating and cooking equipment. Electrical cooking and heating equipment shall comply with *California Electrical Code*.

3104.16 LP-gas. The storage, handling and use of LP-gas and LP-gas equipment shall be in accordance with Sections 3104.16.1 through 3104.16.3.

3104.16.1 General. LP-gas equipment such as tanks, piping, hoses, fittings, valves, tubing and other related components shall be approved and in accordance with Chapter 61 and with the *California Mechanical Code*.

[California Code of Regulations, Title 19, Division 1, §325] Liquefied Petroleum Gas.

Liquefied petroleum gas shall not be stored or used in connection with any tent unless the storage containers, equipment, fittings, appliances, placement, use and operation complies with the provisions of California Code of Regulations, Title 8, Article 5, Subchapter 1, Chapter 4.

3104.16.2 Location of containers. LP-gas containers shall be located outside. Safety release valves shall be pointed away from the tent or membrane structure.

3104.16.2.1 Containers 500 gallons or less. Portable LP-gas containers with a capacity of 500 gallons (1893 L) or less shall have a minimum separation between the container and structure not less than 10 feet (3048 mm).

3104.16.2.2 Containers more than 500 gallons. Portable LP-gas containers with a capacity of more than 500 gallons (1893 L) shall have a minimum separation between the container and structures not less than 25 feet (7620 mm).

3104.16.3 Protection and security. Portable LP-gas containers, piping, valves and fittings which are located outside and are being used to fuel equipment inside a tent or membrane structure shall be adequately protected to prevent tampering, damage by vehicles or other hazards and shall be located in an approved location. Portable LP-gas containers shall be securely fastened in place to prevent unauthorized movement.

3104.17 Flammable and combustible liquids. The storage of flammable and combustible liquids and the use of flammable-liquid-fueled equipment shall be in accordance with Sections 3104.17.1 through 3104.17.3.

3104.17.1 Use. Flammable-liquid-fueled equipment shall not be used in tents or membrane structures.

3104.17.2 Flammable and combustible liquid storage. Flammable and combustible liquids shall be stored outside in an approved manner not less than 50 feet (15 240 mm) from tents or membrane structures. Storage shall be in accordance with Chapter 57.

[California Code of Regulations, Title 19, Division 1, §324.(a) and (b)] Flammable and Combustible Liquids.

(a) Liquids having a flash point below 200°F shall not be stored in any tent nor less than 50 feet from any tent.

(b) Flammable or combustible liquids shall be stored and dispensed in accordance with the provisions of the California Fire Code. The enforcing authority may permit limited quantities of flammable or combustible liquids required for display and normal merchandizing.

3104.17.3 Refueling. Refueling shall be performed in an approved location not less than 20 feet (6096 mm) from tents or membrane structures.

3104.18 Display of motor vehicles. Liquid- and gas-fueled vehicles and equipment used for display within tents or membrane structures shall be in accordance with Sections 3104.18.1 through 3104.18.5.3.

3104.18.1 Batteries. Batteries shall be disconnected in an appropriate manner.

3104.18.2 Fuel. Vehicles or equipment shall not be fueled or defueled within the tent or membrane structure.

3104.18.2.1 Quantity limit. Fuel in the fuel tank shall not exceed one-quarter of the tank capacity or 5 gallons (19 L), whichever is less.

3104.18.2.2 Inspection. Fuel systems shall be inspected for leaks.

3104.18.2.3 Closure. Fuel tank openings shall be locked and sealed to prevent the escape of vapors.

3104.18.3 Location. The location of vehicles or equipment shall not obstruct means of egress.

3104.18.4 Places of assembly. When a compressed natural gas (CNG) or liquefied petroleum gas (LP-gas) powered vehicle is parked inside a place of assembly, all the following conditions shall be met:

1. The quarter-turn shutoff valve or other shutoff valve on the outlet of the CNG or LP-gas container shall be closed and the engine shall be operated until it stops. Valves shall remain closed while the vehicle is indoors.
2. The hot lead of the battery shall be disconnected.
3. Dual-fuel vehicles equipped to operate on gasoline and CNG or LP-gas shall comply with this section and Sections 3104.18.1 through 3104.18.5.3 for gasoline-powered vehicles.

3104.18.5 Competitions and demonstrations. Liquid and gas-fueled vehicles and equipment used for competition or demonstration within a tent or membrane structure shall comply with Sections 3104.18.5.1 through 3104.18.5.3.

3104.18.5.1 Fuel storage. Fuel for vehicles or equipment shall be stored in approved containers in an approved location outside of the structure in accordance with Section 3104.17.2.

3104.18.5.2 Fueling. Refueling shall be performed outside of the structure in accordance with Section 3104.17.3.

3104.18.5.3 Spills. Fuel spills shall be cleaned up immediately.

3104.19 Separation of generators. Generators and other internal combustion power sources shall be separated from tents or membrane structures by a minimum of 20 feet (6096 mm) and shall be isolated from contact with the public by fencing, enclosure or other approved means.

3104.20 Standby personnel. When, in the opinion of the fire code official, it is essential for public safety in a tent or membrane structure used as a place of assembly or any other use where people congregate, because of the number of persons, or the nature of the performance, exhibition, display, contest or activity, the owner, agent or lessee shall employ one or more qualified persons, as required and approved, to remain on duty during the times such places are open to the public, or when such activity is being conducted.

[California Code of Regulations, Title 19, Division 1, §320] Fire Safety Personnel.

The owners or operators of any tent used as a place of assemblage shall provide at least one qualified fire safety person in every tent having a capacity of 500 persons and one additional qualified person for each 1,000 additional persons or fraction thereof. Such persons shall be on duty in the tent at all times when the tent is open to the public. They shall be proficient in the handling of fire extinguishers and equipment and shall be familiar with the fire and panic safety regulations. The individual designated under this section shall meet the approval of the fire authority having jurisdiction.

Exception: The enforcing authority may waive or modify the provisions of this section if, in his opinion, public safety will not be jeopardized.

3104.20.1 Duties. Before each performance or the start of such activity, standby personnel shall keep diligent watch for fires during the time such place is open to the public or such activity is being conducted and take prompt measures for extinguishment of fires that occur and assist in the evacuation of the public from the structure.

3104.20.2 Crowd managers. There shall be trained crowd managers or crowd manager/supervisors at a ratio of one crowd manager/supervisor for every 250 occupants, as approved.

3104.21 Combustible vegetation. Combustible vegetation that could create a fire hazard shall be removed from the area occupied by a tent or membrane structure, and from areas within 30 feet (9144 mm) of such structures.

[California Code of Regulations, Title 19, Division 1, §326.(a)] Hazard Abatement.

(a) All flammable vegetation within 50 feet of any tent shall be removed.

3104.22 Combustible waste material. The floor surface inside tents or membrane structures and the grounds outside and within a 30-foot (9144 mm) perimeter shall be kept free of combustible waste and other combustible materials that could create a fire hazard. Such waste shall be stored in approved containers and removed from the premises at least once a day during the period the structure is occupied by the public.

[California Code of Regulations, Title 19, Division 1, §326.(c)] Hazard Abatement.

(c) Combustible waste shall not be permitted to accumulate on the grounds either inside or outside of tents. Such waste shall be stored in approved containers until removed from the premises.

3104.23 Obstructions. Exits, aisles and passageways shall not be blocked or have their minimum clear width obstructed in any manner by ticket offices, turnstiles, concessions, chairs, equipment, animal chutes, poles or guy ropes, or anything whatsoever, nor shall they be blocked by persons for whom no seats are available.

In occupancies having fixed seating, and on request of the owner or manager, the enforcing agency may permit modifications from the provisions of this code to accommodate seating for handicapped persons using mechanical aids such as, but not limited to, walkers and wheelchairs.

CALIFORNIA FIRE CODE – MATRIX ADOPTION TABLE CHAPTER 32 – HIGH-PILED COMBUSTIBLE STORAGE

(Matrix Adoption Tables are non-regulatory, intended only as an aid to the user.
See Chapter 1 for state agency authority and building applications.)

Adopting Agency	BSC	SFM		HCD			DSA		OSHPD				BSCC	DHS	AGR	DWR	CEC	CA	SL	SLC
		T-24	T-19*	1	2	1/AC	AC	SS	1	2	3	4								
Adopt Entire Chapter																				
Adopt Entire Chapter as amended (amended sections listed below)		X																		
Adopt only those sections that are listed below																				
[California Code of Regulations, Title 19, Division 1]																				
Chapter / Section																				
Table 3206.2		X																		

* The *California Code of Regulations* (CCR), Title 19, Division 1 provisions that are found in the *California Fire Code* are a reprint from the current CCR, Title 19, Division 1 text for the code user's convenience only. The scope, applicability and appeals procedures of CCR, Title 19, Division I remain the same.

CHAPTER 32

HIGH-PILED COMBUSTIBLE STORAGE

SECTION 3201 GENERAL

3201.1 Scope. High-piled combustible storage shall be in accordance with this chapter. In addition to the requirements of this chapter, the following material-specific requirements shall apply:

1. Aerosols shall be in accordance with Chapter 51.
2. Flammable and combustible liquids shall be in accordance with Chapter 57.
3. Hazardous materials shall be in accordance with Chapter 50.
4. Storage of combustible paper records shall be in accordance with NFPA 13.
5. Storage of combustible fibers shall be in accordance with Chapter 52.
6. General storage of combustible material shall be in accordance with Chapter 3.

3201.2 Permits. A permit shall be required as set forth in Section 105.6.

3201.3 Construction documents. At the time of building permit application for new structures designed to accommodate high-piled storage or for requesting a change of occupancy/use, and at the time of application for a storage permit, plans and specifications shall be submitted for review and approval. In addition to the information required by the *California Building Code*, the storage permit submittal shall include the information specified in this section. Following approval of the plans, a copy of the approved plans shall be maintained on the premises in an approved location. The plans shall include the following:

1. Floor plan of the building showing locations and dimensions of high-piled storage areas.

2. Usable storage height for each storage area.
3. Number of tiers within each rack, if applicable.
4. Commodity clearance between top of storage and the sprinkler deflector for each storage arrangement.
5. Aisle dimensions between each storage array.
6. Maximum pile volume for each storage array.
7. Location and classification of commodities in accordance with Section 3203.
8. Location of commodities which are banded or encapsulated.
9. Location of required fire department access doors.
10. Type of fire suppression and fire detection systems.
11. Location of valves controlling the water supply of ceiling and in-rack sprinklers.
12. Type, location and specifications of smoke removal and curtain board systems.
13. Dimension and location of transverse and longitudinal flue spaces.
14. Additional information regarding required design features, commodities, storage arrangement and fire protection features within the high-piled storage area shall be provided at the time of permit, when required by the fire code official.

3201.4 Evacuation plan. When required by the fire code official, an evacuation plan for public accessible areas and a separate set of plans indicating location and width of aisles, location of exits, exit access doors, exit signs, height of storage, and locations of hazardous materials shall be submitted at the time of permit application for review and approval. Following approval of the plans, a copy of the approved plans shall be maintained on the premises in an approved location.

HIGH-PILED COMBUSTIBLE STORAGE

SECTION 3202 DEFINITIONS

3202.1 Definitions. The following terms are defined in Chapter 2:

ARRAY.

ARRAY, CLOSED.

AUTOMATED RACK STORAGE.

BIN BOX.

COMMODITY.

DRAFT CURTAIN.

EARLY SUPPRESSION FAST-RESPONSE (ESFR) SPRINKLER.

EXPANDED PLASTIC.

EXTRA-HIGH-RACK COMBUSTIBLE STORAGE.

HIGH-PILED COMBUSTIBLE STORAGE.

HIGH-PILED STORAGE AREA.

LONGITUDINAL FLUE SPACE.

MANUAL STOCKING METHODS.

MECHANICAL STOCKING METHODS.

SHELF STORAGE.

SOLID SHELVING.

TRANSVERSE FLUE SPACE.

SECTION 3203 COMMODITY CLASSIFICATION

3203.1 Classification of commodities. Commodities shall be classified as Class I, II, III, IV or high hazard in accordance with this section. Materials listed within each commodity classification are assumed to be unmodified for improved combustibility characteristics. Use of flame-retarding modifiers or the physical form of the material could change the classification. See Section 3203.7 for classification of Group A, B and C plastics.

3203.2 Class I commodities. Class I commodities are essentially noncombustible products on wooden or nonexpanded polyethylene solid deck pallets, in ordinary corrugated cartons with or without single-thickness dividers, or in ordinary paper wrappings with or without pallets. Class I commodities are allowed to contain a limited amount of Group A plastics in accordance with Section 3203.7.4. Examples of Class I commodities include, but are not limited to, the following:

- Alcoholic beverages not exceeding 20-percent alcohol
- Appliances noncombustible, electrical
- Cement in bags
- Ceramics
- Dairy products in nonwax-coated containers (excluding bottles)
- Dry insecticides
- Foods in noncombustible containers
- Fresh fruits and vegetables in nonplastic trays or containers
- Frozen foods

Glass

Glycol in metal cans

Gypsum board

Inert materials, bagged

Insulation, noncombustible

Noncombustible liquids in plastic containers having less than a 5-gallon (19 L) capacity

Noncombustible metal products

3203.3 Class II commodities. Class II commodities are Class I products in slatted wooden crates, solid wooden boxes, multiple-thickness paperboard cartons or equivalent combustible packaging material with or without pallets. Class II commodities are allowed to contain a limited amount of Group A plastics in accordance with Section 3203.7.4. Examples of Class II commodities include, but are not limited to, the following:

Alcoholic beverages not exceeding 20-percent alcohol, in combustible containers

Foods in combustible containers

Incandescent or fluorescent light bulbs in cartons

Thinly coated fine wire on reels or in cartons

3203.4 Class III commodities. Class III commodities are commodities of wood, paper, natural fiber cloth, or Group C plastics or products thereof, with or without pallets. Products are allowed to contain limited amounts of Group A or B plastics, such as metal bicycles with plastic handles, pedals, seats and tires. Group A plastics shall be limited in accordance with Section 3203.7.4. Examples of Class III commodities include, but are not limited to, the following:

Aerosol, Level 1 (see Chapter 28)

Combustible fiberboard

Cork, baled

Feed, bagged

Fertilizers, bagged

Food in plastic containers

Furniture: wood, natural fiber, upholstered, nonplastic, wood or metal with plastic-padded and covered armrests

Glycol in combustible containers not exceeding 25 percent

Lubricating or hydraulic fluid in metal cans

Lumber

Mattresses, excluding foam rubber and foam plastics

Noncombustible liquids in plastic containers having a capacity of more than 5 gallons (19 L)

Paints, oil base, in metal cans

Paper, waste, baled

Paper and pulp, horizontal storage, or vertical storage that is banded or protected with approved wrap

Paper in cardboard boxes

Pillows, excluding foam rubber and foam plastics

Plastic-coated paper food containers

Plywood

Rags, baled

Rugs, without foam backing

Sugar, bagged

Wood, baled

Wood doors, frames and cabinets

Yarns of natural fiber and viscose

3203.5 Class IV commodities. Class IV commodities are Class I, II or III products containing Group A plastics in ordinary corrugated cartons and Class I, II and III products with Group A plastic packaging, with or without pallets. Group B plastics and free-flowing Group A plastics are also included in this class. The total amount of nonfree-flowing Group A plastics shall be in accordance with Section 3203.7.4. Examples of Class IV commodities include, but are not limited to, the following:

- Aerosol, Level 2 (see Chapter 51)
- Alcoholic beverages, exceeding 20-percent but less than 80-percent alcohol, in cans or bottles in cartons
- Clothing, synthetic or nonviscose
- Combustible metal products (solid)
- Furniture, plastic upholstered
- Furniture, wood or metal with plastic covering and padding
- Glycol in combustible containers (greater than 25 percent and less than 50 percent)
- Linoleum products
- Paints, oil base in combustible containers
- Pharmaceutical, alcoholic elixirs, tonics, etc.
- Rugs, foam back
- Shingles, asphalt
- Thread or yarn, synthetic or nonviscose

3203.6 High-hazard commodities. High-hazard commodities are high-hazard products presenting special fire hazards beyond those of Class I, II, III or IV. Group A plastics not otherwise classified are included in this class. Examples of high-hazard commodities include, but are not limited to, the following:

- Aerosol, Level 3 (see Chapter 51)
- Alcoholic beverages, exceeding 80-percent alcohol, in bottles or cartons
- Commodities of any class in plastic containers in carousel storage
- Flammable solids (except solid combustible metals)
- Glycol in combustible containers (50 percent or greater)
- Lacquers, which dry by solvent evaporation, in metal cans or cartons
- Lubricating or hydraulic fluid in plastic containers
- Mattresses, foam rubber or foam plastics
- Pallets and flats which are idle combustible
- Paper and pulp, rolled, in vertical storage which is unbanded or not protected with an approved wrap
- Paper, asphalt, rolled, horizontal storage
- Paper, asphalt, rolled, vertical storage
- Pillows, foam rubber and foam plastics
- Pyroxylin
- Rubber tires
- Vegetable oil and butter in plastic containers

3203.7 Classification of plastics. Plastics shall be designated as Group A, B or C in accordance with Sections 3203.7.1 through 3203.7.4.

3203.7.1 Group A plastics. Group A plastics are plastic materials having a heat of combustion that is much higher than that of ordinary combustibles, and a burning rate higher than that of Group B plastics. Examples of Group A plastics include, but are not limited to, the following:

- ABS (acrylonitrile-butadiene-styrene copolymer)
- Acetal (polyformaldehyde)
- Acrylic (polymethyl methacrylate)
- Butyl rubber
- EPDM (ethylene propylene rubber)
- FRP (fiberglass-reinforced polyester)
- Natural rubber (expanded)
- Nitrile rubber (acrylonitrile butadiene rubber)
- PET or PETE (polyethylene terephthalate)
- Polybutadiene
- Polycarbonate
- Polyester elastomer
- Polyethylene
- Polypropylene
- Polystyrene (expanded and unexpanded)
- Polyurethane (expanded and unexpanded)
- PVC (polyvinyl chloride greater than 15-percent plasticized, e.g., coated fabric unsupported film)
- SAN (styrene acrylonitrile)
- SBR (styrene butadiene rubber)

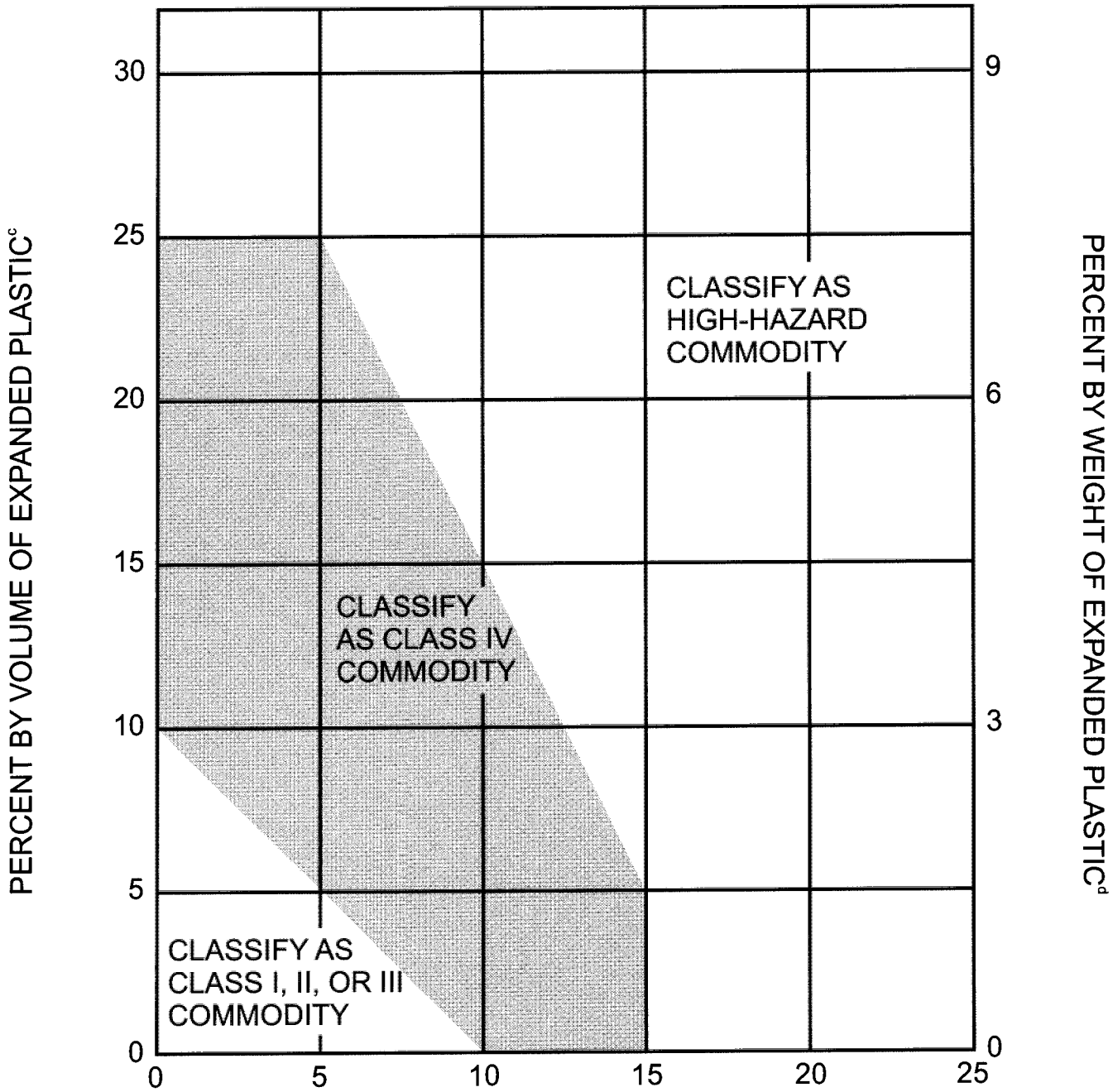
3203.7.2 Group B plastics. Group B plastics are plastic materials having a heat of combustion and a burning rate higher than that of ordinary combustibles, but not as high as those of Group A plastics. Examples of Group B plastics include, but are not limited to, the following:

- Cellulosics (cellulose acetate, cellulose acetate butyrate, ethyl cellulose)
- Chloroprene rubber
- Fluoroplastics (ECTFE, ethylene-chlorotrifluoroethylene copolymer; ETFE, ethylene-tetrafluoroethylene copolymer; FEP, fluorinated ethylene-propylene copolymer)
- Natural rubber (nonexpanded)
- Nylon (Nylon 6, Nylon 6/6)
- PVC (polyvinyl chloride greater than 5-percent, but not exceeding 15-percent plasticized)
- Silicone rubber

3203.7.3 Group C plastics. Group C plastics are plastic materials having a heat of combustion and a burning rate similar to those of ordinary combustibles. Examples of Group C plastics include, but are not limited to, the following:

- Fluoroplastics (PCTFE, polychlorotrifluoroethylene; PTFE, polytetrafluoroethylene)
- Melamine (melamine formaldehyde)
- Phenol
- PVC (polyvinyl chloride, rigid or plasticized less than 5 percent, e.g., pipe, pipe fittings)
- PVDC (polyvinylidene chloride)
- PVDF (polyvinylidene fluoride)
- PVF (polyvinyl fluoride)
- Urea (urea formaldehyde)

3203.7.4 Limited quantities of Group A plastics in mixed commodities. Figure 3203.7.4 shall be used to determine the quantity of Group A plastics allowed to be stored in a package or carton or on a pallet without increasing the commodity classification.



PERCENT BY WEIGHT OF UNEXPANDED PLASTIC^d

- a. This figure is intended to determine the commodity classification of a mixed commodity in a package, carton or on a pallet where plastics are involved.
- b. The following is an example of how to apply the figure: A package containing a Class III commodity has 12-percent Group A expanded plastic by volume. The weight of the unexpanded Group A plastic is 10 percent. This commodity is classified as a Class IV commodity. If the weight of the unexpanded plastic is increased to 14 percent, the classification changes to a high-hazard commodity.

c. Percent by volume = $\frac{\text{Volume of plastic in pallet load}}{\text{Total volume of pallet load, including pallet}}$

d. Percent by weight = $\frac{\text{Volume of plastic in pallet load}}{\text{Total volume of pallet load, including pallet}}$

FIGURE 3203.7.4
MIXED COMMODITIES^{a, b}

SECTION 3204 DESIGNATION OF HIGH-PILED STORAGE AREAS

3204.1 General. High-piled storage areas, and portions of high-piled storage areas intended for storage of a different commodity class than adjacent areas, shall be designed and specifically designated to contain Class I, Class II, Class III, Class IV or high-hazard commodities. The designation of a high-piled combustible storage area, or portion thereof intended for storage of a different commodity class, shall be based on the highest hazard commodity class stored except as provided in Section 3204.2.

3204.2 Designation based on engineering analysis. The designation of a high-piled combustible storage area, or portion thereof, is allowed to be based on a lower hazard class than that of the highest class of commodity stored when a limited quantity of the higher hazard commodity has been demonstrated by engineering analysis to be adequately protected by the automatic sprinkler system provided. The engineering analysis shall consider the ability of the sprinkler system to deliver the higher density required by the higher hazard commodity. The higher density shall be based on the actual storage height of the pile or rack and the minimum allowable design area for sprinkler operation as set forth in the density/area figures provided in NFPA 13. The contiguous area occupied by the higher hazard commodity shall not exceed 120 square feet (11 m²) and additional areas of higher hazard commodity shall be separated from other such areas by 25 feet (7620 mm) or more. The sprinkler system shall be capable of delivering the higher density over a minimum area of 900 square feet (84 m²) for wet pipe systems and 1,200 square feet (111 m²) for dry pipe systems. The shape of the design area shall be in accordance with Section 903.

SECTION 3205 HOUSEKEEPING AND MAINTENANCE

3205.1 Rack structures. The structural integrity of racks shall be maintained.

3205.2 Ignition sources. Clearance from ignition sources shall be provided in accordance with Section 305.

3205.3 Smoking. Smoking shall be prohibited. Approved "No Smoking" signs shall be conspicuously posted in accordance with Section 310.

3205.4 Aisle maintenance. When restocking is not being conducted, aisles shall be kept clear of storage, waste material and debris. Fire department access doors, aisles and exit doors shall not be obstructed. During restocking operations using manual stocking methods, a minimum unobstructed aisle width of 24 inches (610 mm) shall be maintained in 48-inch (1219 mm) or smaller aisles, and a minimum unobstructed aisle width of one-half of the required aisle width shall be maintained in aisles greater than 48 inches (1219 mm). During mechanical stocking operations, a minimum unobstructed aisle width of 44 inches (1118 mm) shall be maintained in accordance with Section 3206.9.

3205.5 Pile dimension and height limitations. Pile dimensions and height limitations shall comply with Section 3207.3.

3205.6 Designation of storage heights. Where required by the fire code official, a visual method of indicating the maximum allowable storage height shall be provided.

3205.7 Arrays. Arrays shall comply with Section 3207.4.

3205.8 Flue spaces. Flue spaces shall comply with Section 3208.3.

SECTION 3206 GENERAL FIRE PROTECTION AND LIFE SAFETY FEATURES

3206.1 General. Fire protection and life safety features for high-piled storage areas shall be in accordance with Sections 3206.2 through 3206.10.

3206.2 Extent and type of protection. Where required by Table 3206.2, fire detection systems, smoke and heat removal, draft curtains and automatic sprinkler design densities shall extend the lesser of 15 feet (4572 mm) beyond the high-piled storage area or to a permanent partition. Where portions of high-piled storage areas have different fire protection requirements because of commodity, method of storage or storage height, the fire protection features required by Table 3206.2 within this area shall be based on the most restrictive design requirements.

3206.3 Separation of high-piled storage areas. High-piled storage areas shall be separated from other portions of the building where required by Sections 3206.3.1 through 3206.3.2.2.

3206.3.1 Separation from other uses. Mixed occupancies shall be separated in accordance with the *California Building Code*.

3206.3.2 Multiple high-piled storage areas. Multiple high-piled storage areas shall be in accordance with Section 3206.3.2.1 or 3206.3.2.2.

3206.3.2.1 Aggregate area. The aggregate of all high-piled storage areas within a building shall be used for the application of Table 3206.2 unless such areas are separated from each other by 1-hour fire barriers constructed in accordance with Section 707 the *California Building Code*. Openings in such fire barriers shall be protected by opening protectives having a 1-hour fire protection rating.

3206.3.2.2 Multiclass high-piled storage areas. High-piled storage areas classified as Class I through IV not separated from high-piled storage areas classified as high hazard shall utilize the aggregate of all high-piled storage areas as high hazard for the purposes of the application of Table 3206.2. To be considered as separated, 1-hour fire barriers shall be constructed in accordance with Section 707 of the *California Building Code*. Openings in such fire barriers shall be protected by opening protectives having a 1-hour fire protection rating.

Exception: As provided for in Section 3204.2.

3206.4 Automatic sprinklers. Automatic sprinkler systems shall be provided in accordance with Sections 3207, 3208 and 3209.

HIGH-PILED COMBUSTIBLE STORAGE

**TABLE 3206.2
GENERAL FIRE PROTECTION AND LIFE SAFETY REQUIREMENTS**

COMMODITY CLASS	SIZE OF HIGH-PILED STORAGE AREA ^a (square feet) (see Sections 3206.2 and 3206.4)	ALL STORAGE AREAS (See Sections 3206, 3207 and 3208) ^b					SOLID-PILED STORAGE, SHELF STORAGE AND PALLETIZED STORAGE (see Section 3207.3)		
		Automatic fire-extinguishing system (see Section 3206.4)	Fire detection system (see Section 3206.5)	Building access (see Section 3206.6)	Smoke and heat removal (see Section 3206.7)	Draft curtains (see Section 3206.7)	Maximum pile dimension ^c (feet)	Maximum permissible storage height ^d (feet)	Maximum pile volume (cubic feet)
I-IV	0-500	Not Required ^a	Not Required	Not Required ^e	Not Required	Not Required	Not Required	Not Required	Not Required
	501-2,500	Not Required ^a	Yes ⁱ	Not Required ^e	Not Required	Not Required	100	40	100,000
	2,501-12,000 Public accessible	Yes	Not Required	Not Required ^e	Not Required	Not Required	100	40	400,000
	2,501-12,000 Nonpublic accessible (Option 1)	Yes	Not Required	Not Required ^e	Not Required	Not Required	100	40	400,000
	2,501-12,000 Nonpublic accessible (Option 2)	Not Required ^a	Yes	Yes	Yes ^j	Yes ^j	100	30 ^f	200,000
	12,001-20,000	Yes	Not Required	Yes	Yes ^j	Not Required	100	40	400,000
	20,001-500,000	Yes	Not Required	Yes	Yes ^j	Not Required	100	40	400,000
	Greater than 500,000 ^g	Yes	Not Required	Yes	Yes ^j	Not Required	100	40	400,000
High hazard	0-500	Not Required ^a	Not Required	Not Required ^e	Not Required	Not Required	50	Not Required	Not Required
	501-2,500 Public accessible	Yes	Not Required	Not Required ^e	Not Required	Not Required	50	30	75,000
	501-2,500 Nonpublic accessible (Option 1)	Yes	Not Required	Not Required ^e	Not Required	Not Required	50	30	75,000
	501-2,500 Nonpublic accessible (Option 2)	Not Required ^a	Yes	Yes	Yes ^j	Yes ^j	50	20	50,000
	2,501-300,000	Yes	Not Required	Yes	Yes ^j	Not Required	50	30	75,000
	300,001-500,000 ^{g,h}	Yes	Not Required	Yes	Yes ^j	Not Required	50	30	75,000

For SI: 1 foot = 304.8 mm, 1 cubic foot = 0.02832 m³, 1 square foot = 0.0929 m².

- a. When automatic sprinklers are required for reasons other than those in Chapter 32, the portion of the sprinkler system protecting the high-piled storage area shall be designed and installed in accordance with Sections 3207 and 3208.
- b. For aisles, see Section 3206.9.
- c. Piles shall be separated by aisles complying with Section 3206.9.
- d. For storage in excess of the height indicated, special fire protection shall be provided in accordance with Note g when required by the fire code official. See also Chapters 51 and 57 for special limitations for aerosols and flammable and combustible liquids, respectively.
- e. Section 503 shall apply for fire apparatus access.
- f. For storage exceeding 30 feet in height, Option 1 shall be used.
- g. Special fire protection provisions including, but not limited to, fire protection of exposed steel columns; increased sprinkler density; additional in-rack sprinklers, without associated reductions in ceiling sprinkler density; or additional fire department hose connections shall be provided when required by the fire code official.
- h. High-piled storage areas shall not exceed 500,000 square feet. A 2-hour fire wall constructed in accordance with Section 706 the *California Building Code* shall be used to divide high-piled storage exceeding 500,000 square feet in area.
- i. Not required when an automatic fire-extinguishing system is designed and installed to protect the high-piled storage area in accordance with Sections 3207 and 3208.
- j. Not required when storage areas with an exit access travel distance of 250 feet (76 200 mm) or less are protected by early suppression fast-response (ESFR) sprinkler systems installed in accordance with Section 903.3.1.1.

3206.5 Fire detection. Where fire detection is required by Table 3206.2, an approved automatic fire detection system shall be installed throughout the high-piled storage area. The system shall be monitored and be in accordance with Section 907.

3206.6 Building access. Where building access is required by Table 3206.2, fire apparatus access roads in accordance with Section 503 shall be provided within 150 feet (45 720 mm) of all portions of the exterior walls of buildings used for high-piled storage.

Exception: Where fire apparatus access roads cannot be installed because of topography, railways, waterways, non-negotiable grades or other similar conditions, the fire code official is authorized to require additional fire protection.

3206.6.1 Access doors. Where building access is required by Table 3206.2, fire department access doors shall be provided in accordance with this section. Access doors shall be accessible without the use of a ladder.

3206.6.1.1 Number of doors required. A minimum of one access door shall be provided in each 100 lineal feet (30 480 mm), or fraction thereof, of the exterior walls that face required fire apparatus access roads. The required access doors shall be distributed such that the lineal distance between adjacent access doors does not exceed 100 feet (30 480 mm).

3206.6.1.2 Door size and type. Access doors shall not be less than 3 feet (914 mm) in width and 6 feet 8 inches (2032 mm) in height. Roll-up doors shall not be used unless approved.

3206.6.1.3 Locking devices. Only approved locking devices shall be used.

3206.7 Smoke and heat removal. Where smoke and heat removal are required by Table 3206.2, smoke and heat vents shall be provided in accordance with Section 910. Where draft curtains are required by Table 3206.2, they shall be provided in accordance with Section 910.3.5.

3206.8 Fire department hose connections. Where *exit* passageways are required by the *California Building Code* for egress, a Class I standpipe system shall be provided in accordance with Section 905.

3206.9 Aisles. Aisles providing access to exits and fire department access doors shall be provided in high-piled storage areas exceeding 500 square feet (46 m²), in accordance with Sections 3206.9.1 through 3206.9.3. Aisles separating storage piles or racks shall comply with NFPA 13. Aisles shall also comply with Chapter 10.

Exception: Where aisles are precluded by rack storage systems, alternate methods of access and protection are allowed when approved.

3206.9.1 Width. Aisle width shall be in accordance with Sections 3206.9.1.1 and 3206.9.1.2.

Exceptions:

1. Aisles crossing rack structures or storage piles, which are used only for employee access, shall be a minimum of 24 inches (610 mm) wide.

2. Aisles separating shelves classified as shelf storage shall be a minimum of 30 inches (762 mm) wide.

3206.9.1.1 Sprinklered buildings. Aisles in sprinklered buildings shall be a minimum of 44 inches (1118 mm) wide. Aisles shall be a minimum of 96 inches (2438 mm) wide in high-piled storage areas exceeding 2,500 square feet (232 m²) in area, that are accessible to the public and designated to contain high-hazard commodities.

Exception: Aisles in high-piled storage areas exceeding 2,500 square feet (232 m²) in area, that are accessible to the public and designated to contain high-hazard commodities, are protected by a sprinkler system designed for multiple-row racks of high-hazard commodities shall be a minimum of 44 inches (1118 mm) wide.

Aisles shall be a minimum of 96 inches (2438 mm) wide in areas accessible to the public where mechanical stocking methods are used.

3206.9.1.2 Nonsprinklered buildings. Aisles in nonsprinklered buildings shall be a minimum of 96 inches (2438 mm) wide.

3206.9.2 Clear height. The required aisle width shall extend from floor to ceiling. Rack structural supports and catwalks are allowed to cross aisles at a minimum height of 6 feet 8 inches (2032 mm) above the finished floor level, provided that such supports do not interfere with fire department hose stream trajectory.

3206.9.3 Dead ends. Dead-end aisles shall be in accordance with Chapter 10.

3206.10 Portable fire extinguishers. Portable fire extinguishers shall be provided in accordance with Section 906.

SECTION 3207 SOLID-PILED AND SHELF STORAGE

3207.1 General. Shelf storage and storage in solid piles, solid piles on pallets and bin box storage in bin boxes not exceeding 5 feet (1524 mm) in any dimension, shall be in accordance with Sections 3206 and this section.

3207.2 Fire protection. Where automatic sprinklers are required by Table 3206.2, an approved automatic sprinkler system shall be installed throughout the building or to 1-hour fire barriers constructed in accordance with Section 707 of the *California Building Code*. Openings in such fire barriers shall be protected by opening protectives having a 1-hour fire protection rating. The design and installation of the automatic sprinkler system and other applicable fire protection shall be in accordance with the *California Building Code* and NFPA 13.

3207.2.1 Shelf storage. Shelf storage greater than 12 feet (3658 mm) but less than 15 feet (4572 mm) in height shall be in accordance with the fire protection requirements set forth in NFPA 13. Shelf storage 15 feet (4572 mm) or more in height shall be protected in an approved manner with special fire protection, such as in-rack sprinklers.

HIGH-PILED COMBUSTIBLE STORAGE

3207.3 Pile dimension and height limitations. Pile dimensions, the maximum permissible storage height and pile volume shall be in accordance with Table 3206.2.

3207.4 Array. Where an automatic sprinkler system design utilizes protection based on a closed array, array clearances shall be provided and maintained as specified by the standard used.

**SECTION 3208
RACK STORAGE**

3208.1 General. Rack storage shall be in accordance with Section 3206 and this section. Bin boxes exceeding 5 feet (1524 mm) in any dimension shall be regulated as rack storage.

3208.2 Fire protection. Where automatic sprinklers are required by Table 3206.2, an approved automatic sprinkler system shall be installed throughout the building or to 1-hour fire barriers constructed in accordance with Section 707 of the *California Building Code*. Openings in such fire barriers shall be protected by opening protectives having a 1-hour fire protection rating. The design and installation of the automatic sprinkler system and other applicable fire protection shall be in accordance with Section 903.3.1.1 and the *California Building Code*.

3208.2.1 Plastic pallets and shelves. Storage on plastic pallets or plastic shelves shall be protected by approved specially engineered fire protection systems.

Exception: Plastic pallets listed and labeled in accordance with UL 2335 shall be treated as wood pallets for determining required sprinkler protection.

3208.2.2 Racks with solid shelving. Racks with solid shelving having an area greater than 32 square feet (3 m²), measured between approved flue spaces at all four edges of the shelf, shall be in accordance with this section.

Exceptions:

1. Racks with mesh, grated, slatted or similar shelves having uniform openings not more than 6 inches (152 mm) apart, comprised of at least 50 percent of the overall shelf area, and with approved flue spaces are allowed to be treated as racks without solid shelves.
2. Racks used for the storage of combustible paper records, with solid shelving, shall be in accordance with NFPA 13.

3208.2.2.1 Fire protection. Fire protection for racks with solid shelving shall be in accordance with NFPA 13.

3208.3 Flue spaces. Flue spaces shall be provided in accordance with Table 3208.3. Required flue spaces shall be maintained.

3208.3.1 Flue space protection. Where required by the fire code official, flue spaces required by Table 3208.3, in single-, double- or multiple-row rack storage installations shall be equipped with approved devices to protect the required flue spaces. Such devices shall not be removed or modified.

3208.4 Column protection. Steel building columns shall be protected in accordance with NFPA 13.

3208.5 Extra-high-rack storage systems. Approval of the fire code official shall be obtained prior to installing extra-high-rack combustible storage.

**TABLE 3208.3
REQUIRED FLUE SPACES FOR RACK STORAGE**

RACK CONFIGURATION	AUTOMATIC SPRINKLER PROTECTION		SPRINKLER AT THE CEILING WITH OR WITHOUT MINIMUM IN-RACK SPRINKLERS			IN-RACK SPRINKLERS AT EVERY TIER	NONSPRINKLERED
			≤ 25 feet		> 25 feet		
			Option 1	Option 2			
Single-row rack	Transverse flue space	Size ^b	3 inches	Not Applicable	3 inches	Not Required	Not Required
		Vertically aligned	Not Required	Not Applicable	Yes	Not Applicable	Not Required
	Longitudinal flue space		Not Required	Not Applicable	Not Required	Not Required	Not Required
Double-row rack	Transverse flue space	Size ^b	6 inches ^a	3 inches	3 inches	Not Required	Not Required
		Vertically aligned	Not Required	Not Required	Yes	Not Applicable	Not Required
	Longitudinal flue space		Not Required	6 inches	6 inches	Not Required	Not Required
Multi-row rack	Transverse flue space	Size ^b	6 inches	Not Applicable	6 inches	Not Required	Not Required
		Vertically aligned	Not Required	Not Applicable	Yes	Not Applicable	Not Required
	Longitudinal flue space		Not Required	Not Applicable	Not Required	Not Required	Not Required

For SI: 1 inch = 25.4 mm, 1 foot = 304.8 mm.

a. Three-inch transverse flue spaces shall be provided at least every 10 feet where ESFR sprinkler protection is provided.

b. Random variations are allowed, provided that the configuration does not obstruct water penetration.

3208.5.1 Fire protection. Buildings with extra-high-rack combustible storage shall be protected with a specially engineered automatic sprinkler system. Extra-high-rack combustible storage shall be provided with additional special fire protection, such as separation from other buildings and additional built-in fire protection features and fire department access, when required by the fire code official.

SECTION 3209 AUTOMATED STORAGE

3209.1 General. Automated storage shall be in accordance with this section.

3209.2 Automatic sprinklers. Where automatic sprinklers are required by Table 3206.2, the building shall be equipped throughout with an approved automatic sprinkler system in accordance with Section 903.3.1.1.

3209.3 Carousel storage. High-piled storage areas having greater than 500 square feet (46 m²) of carousel storage shall be provided with automatic shutdown in accordance with one of the following:

1. An automatic smoke detection system installed in accordance with Section 907, with coverage extending 15 feet (4575 mm) in all directions beyond unenclosed carousel storage systems and which sounds a local alarm at the operator's station and stops the carousel storage system upon the activation of a single detector.
2. An automatic smoke detection system installed in accordance with Section 907 and within enclosed carousel storage systems, which sounds a local alarm at the operator's station and stops the carousel storage system upon the activation of a single detector.
3. A single dead-man-type control switch that allows the operation of the carousel storage system only when the operator is present. The switch shall be in the same room as the carousel storage system and located to provide for observation of the carousel system.

3209.4 Automated rack storage. High-piled storage areas with automated rack storage shall be provided with a manually activated emergency shutdown switch for use by emergency personnel. The switch shall be clearly identified and shall be in a location approved by the fire chief.

SECTION 3210 SPECIALTY STORAGE

3210.1 General. Records storage facilities used for the rack or shelf storage of combustible paper records greater than 12 feet (3658 mm) in height shall be in accordance with Sections 3206 and 3208 and NFPA 13. Palletized storage of records shall be in accordance with Section 3207.



CALIFORNIA FIRE CODE – MATRIX ADOPTION TABLE

CHAPTER 33 – FIRE SAFETY DURING CONSTRUCTION AND DEMOLITION

(Matrix Adoption Tables are non-regulatory, intended only as an aid to the user.

See Chapter 1 for state agency authority and building applications.)

Adopting Agency	BSC	SFM		HCD			DSA		OSHPD				BSCC	DHS	AGR	DWR	CEC	CA	SL	SLC
		T-24	T-19*	1	2	1/AC	AC	SS	1	2	3	4								
Adopt Entire Chapter		X																		
Adopt Entire Chapter as amended (amended sections listed below)																				
Adopt only those sections that are listed below																				
[California Code of Regulations, Title 19, Division 1]																				
Chapter / Section																				

* The *California Code of Regulations* (CCR), Title 19, Division 1 provisions that are found in the *California Fire Code* are a reprint from the current CCR, Title 19, Division 1 text for the code user's convenience only. The scope, applicability and appeals procedures of CCR, Title 19, Division I remain the same.

CHAPTER 33

FIRE SAFETY DURING CONSTRUCTION AND DEMOLITION

SECTION 3301 GENERAL

3301.1 Scope. This chapter shall apply to structures in the course of construction, alteration or demolition, including those in underground locations. Compliance with NFPA 241 is required for items not specifically addressed herein.

3301.2 Purpose. This chapter prescribes minimum safeguards for construction, alteration and demolition operations to provide reasonable safety to life and property from fire during such operations.

SECTION 3302 DEFINITIONS

3302.1 Terms defined in Chapter 2. Words and terms used in this chapter and defined in Chapter 2 shall have the meanings ascribed to them as defined therein.

SECTION 3303 TEMPORARY HEATING EQUIPMENT

3303.1 Listed. Temporary heating devices shall be listed and labeled in accordance with the *California Mechanical Code*. Installation, maintenance and use of temporary heating devices shall be in accordance with the terms of the listing.

3303.2 Oil-fired heaters. Oil-fired heaters shall comply with Section 603.

3303.3 LP-gas heaters. Fuel supplies for liquefied-petroleum gas-fired heaters shall comply with Chapter 61 and the *California Mechanical Code*.

3303.4 Refueling. Refueling operations for liquid-fueled equipment or appliances shall be conducted in accordance with Section 5705. The equipment or appliance shall be allowed to cool prior to refueling.

3303.5 Installation. Clearance to combustibles from temporary heating devices shall be maintained in accordance with the labeled equipment. When in operation, temporary heating devices shall be fixed in place and protected from damage, dislodgement or overturning in accordance with the manufacturer's instructions.

3303.6 Supervision. The use of temporary heating devices shall be supervised and maintained only by competent personnel.

SECTION 3304 PRECAUTIONS AGAINST FIRE

3304.1 Smoking. Smoking shall be prohibited except in approved areas. Signs shall be posted in accordance with Section 310. In approved areas where smoking is permitted, approved ashtrays shall be provided in accordance with Section 310.

3304.2 Waste disposal. Combustible debris shall not be accumulated within buildings. Combustible debris, rubbish and waste material shall be removed from buildings at the end of each shift of work. Combustible debris, rubbish and waste material shall not be disposed of by burning on the site unless approved.

3304.3 Open burning. Open burning shall comply with Section 307.

3304.4 Spontaneous ignition. Materials susceptible to spontaneous ignition, such as oily rags, shall be stored in a listed disposal container.

3304.5 Fire watch. When required by the fire code official for building demolition, or building construction during working hours that is hazardous in nature, qualified personnel shall be provided to serve as an on-site fire watch. Fire watch personnel shall be provided with at least one approved means for notification of the fire department and their sole duty shall be to perform constant patrols and watch for the occurrence of fire.

3304.6 Cutting and welding. Operations involving the use of cutting and welding shall be done in accordance with Chapter 35.

3304.7 Electrical. Temporary wiring for electrical power and lighting installations used in connection with the construction, alteration or demolition of buildings, structures, equipment or similar activities shall comply with *California Electrical Code*.

SECTION 3305 FLAMMABLE AND COMBUSTIBLE LIQUIDS

3305.1 Storage of flammable and combustible liquids. Storage of flammable and combustible liquids shall be in accordance with Section 5704.

3305.2 Class I and Class II liquids. The storage, use and handling of flammable and combustible liquids at construction sites shall be in accordance with Section 5706.2. Ventilation shall be provided for operations involving the application of materials containing flammable solvents.

3305.3 Housekeeping. Flammable and combustible liquid storage areas shall be maintained clear of combustible vegetation and waste materials. Such storage areas shall not be used for the storage of combustible materials.

3305.4 Precautions against fire. Sources of ignition and smoking shall be prohibited in flammable and combustible liquid storage areas. Signs shall be posted in accordance with Section 310.

3305.5 Handling at point of final use. Class I and II liquids shall be kept in approved safety containers.

3305.6 Leakage and spills. Leaking vessels shall be immediately repaired or taken out of service and spills shall be cleaned up and disposed of properly.

SECTION 3306 FLAMMABLE GASES

3306.1 Storage and handling. The storage, use and handling of flammable gases shall comply with Chapter 58.

SECTION 3307 EXPLOSIVE MATERIALS

3307.1 Storage and handling. Explosive materials shall be stored, used and handled in accordance with Chapter 56.

3307.2 Supervision. Blasting operations shall be conducted in accordance with Chapter 56.

3307.3 Demolition using explosives. Approved fire hoses for use by demolition personnel shall be maintained at the demolition site whenever explosives are used for demolition. Such fire hoses shall be connected to an approved water supply and shall be capable of being brought to bear on post-detonation fires anywhere on the site of the demolition operation.

SECTION 3308 OWNER'S RESPONSIBILITY FOR FIRE PROTECTION

3308.1 Program superintendent. The owner shall designate a person to be the fire prevention program superintendent who shall be responsible for the fire prevention program and ensure that it is carried out through completion of the project. The fire prevention program superintendent shall have the authority to enforce the provisions of this chapter and other provisions as necessary to secure the intent of this chapter. Where guard service is provided, the superintendent shall be responsible for the guard service.

3308.2 Prefire plans. The fire prevention program superintendent shall develop and maintain an approved prefire plan in cooperation with the fire chief. The fire chief and the fire code official shall be notified of changes affecting the utilization of information contained in such prefire plans.

3308.3 Training. Training of responsible personnel in the use of fire protection equipment shall be the responsibility of the fire prevention program superintendent.

3308.4 Fire protection devices. The fire prevention program superintendent shall determine that all fire protection equipment is maintained and serviced in accordance with this code. The quantity and type of fire protection equipment shall be approved.

3308.5 Hot work operations. The fire prevention program superintendent shall be responsible for supervising the permit system for hot work operations in accordance with Chapter 35.

3308.6 Impairment of fire protection systems. Impairments to any fire protection system shall be in accordance with Section 901.

3308.7 Temporary covering of fire protection devices. Coverings placed on or over fire protection devices to protect them from damage during construction processes shall be immediately removed upon the completion of the construction processes in the room or area in which the devices are installed.

SECTION 3309 FIRE REPORTING

3309.1 Emergency telephone. Readily accessible emergency telephone facilities shall be provided in an approved location at the construction site. The street address of the construction site and the emergency telephone number of the fire department shall be posted adjacent to the telephone.

SECTION 3310 ACCESS FOR FIRE FIGHTING

3310.1 Required access. Approved vehicle access for fire fighting shall be provided to all construction or demolition sites. Vehicle access shall be provided to within 100 feet (30 480 mm) of temporary or permanent fire department connections. Vehicle access shall be provided by either temporary or permanent roads, capable of supporting vehicle loading under

all weather conditions. Vehicle access shall be maintained until permanent fire apparatus access roads are available.

3310.2 Key boxes. Key boxes shall be provided as required by Chapter 5.

SECTION 3311 MEANS OF EGRESS

[B] 3311.1 Stairways required. Where a building has been constructed to a building height of 50 feet (15 240 mm) or four stories, or where an existing building exceeding 50 feet (15 240 mm) in building height is altered, at least one temporary lighted stairway shall be provided unless one or more of the permanent stairways are erected as the construction progresses.

3311.2 Maintenance. Required means of egress shall be maintained during construction and demolition, remodeling or alterations and additions to any building.

Exception: Approved temporary means of egress systems and facilities.

SECTION 3312 WATER SUPPLY FOR FIRE PROTECTION

3312.1 When required. An approved water supply for fire protection, either temporary or permanent, shall be made available as soon as combustible material arrives on the site.

SECTION 3313 STANDPIPES

3313.1 Where required. In buildings required to have standpipes by Section 905.3.1, not less than one standpipe shall be provided for use during construction. Such standpipes shall be installed when the progress of construction is not more than 40 feet (12 192 mm) in height above the lowest level of fire department vehicle access. Such standpipe shall be provided with fire department hose connections at accessible locations adjacent to usable stairs. Such standpipes shall be extended as construction progresses to within one floor of the highest point of construction having secured decking or flooring.

3313.2 Buildings being demolished. Where a building is being demolished and a standpipe is existing within such a building, such standpipe shall be maintained in an operable condition so as to be available for use by the fire department. Such standpipe shall be demolished with the building but shall not be demolished more than one floor below the floor being demolished.

3313.3 Detailed requirements. Standpipes shall be installed in accordance with the provisions of Section 905.

Exception: Standpipes shall be either temporary or permanent in nature, and with or without a water supply, provided that such standpipes comply with the requirements of Section 905 as to capacity, outlets and materials.

SECTION 3314 AUTOMATIC SPRINKLER SYSTEM

3314.1 Completion before occupancy. In buildings where an automatic sprinkler system is required by this code or the *California Building Code*, it shall be unlawful to occupy any portion of a building or structure until the automatic sprinkler system installation has been tested and approved, except as provided in Section 105.3.4.

3314.2 Operation of valves. Operation of sprinkler control valves shall be allowed only by properly authorized personnel and shall be accompanied by notification of duly designated parties. When the sprinkler protection is being regularly turned off and on to facilitate connection of newly completed segments, the sprinkler control valves shall be checked at the end of each work period to ascertain that protection is in service.

SECTION 3315 PORTABLE FIRE EXTINGUISHERS

3315.1 Where required. Structures under construction, alteration or demolition shall be provided with not less than one approved portable fire extinguisher in accordance with Section 906 and sized for not less than ordinary hazard as follows:

1. At each stairway on all floor levels where combustible materials have accumulated.
2. In every storage and construction shed.
3. Additional portable fire extinguishers shall be provided where special hazards exist including, but not limited to, the storage and use of flammable and combustible liquids.

SECTION 3316 MOTORIZED CONSTRUCTION EQUIPMENT

3316.1 Conditions of use. Internal-combustion-powered construction equipment shall be used in accordance with all of the following conditions:

1. Equipment shall be located so that exhausts do not discharge against combustible material.
2. Exhausts shall be piped to the outside of the building.
3. Equipment shall not be refueled while in operation.
4. Fuel for equipment shall be stored in an approved area outside of the building.

SECTION 3317 SAFEGUARDING ROOFING OPERATIONS

3317.1 General. Roofing operations utilizing heat-producing systems or other ignition sources shall be conducted in accordance with Sections 3317.2 and 3317.3 and Chapter 35.

3317.2 Asphalt and tar kettles. Asphalt and tar kettles shall be operated in accordance with Section 303.

3317.3 Fire extinguishers for roofing operations. Fire extinguishers shall comply with Section 906. There shall be not less than one multipurpose portable fire extinguisher with a minimum 3-A 40-B:C rating on the roof being covered or repaired.



CALIFORNIA FIRE CODE – MATRIX ADOPTION TABLE
CHAPTER 34 – TIRE REBUILDING AND TIRE STORAGE
 (Matrix Adoption Tables are non-regulatory, intended only as an aid to the user.
 See Chapter 1 for state agency authority and building applications.)

Adopting Agency	BSC	SFM		HCD			DSA		OSHPD				BSCC	DHS	AGR	DWR	CEC	CA	SL	SLC
		T-24	T-19*	1	2	1/AC	AC	SS	1	2	3	4								
Adopt Entire Chapter																				
Adopt Entire Chapter as amended (amended sections listed below)		X																		
Adopt only those sections that are listed below																				
[California Code of Regulations, Title 19, Division 1]																				
Chapter / Section																				
3401.1		X																		
3404.2		X																		
3405.1		X																		
3405.4		X																		
3405.7		X																		
3405.8		X																		
3405.9		X																		
3406.1		X																		
3408.1		X																		

* The California Code of Regulations (CCR), Title 19, Division 1 provisions that are found in the California Fire Code are a reprint from the current CCR, Title 19, Division 1 text for the code user's convenience only. The scope, applicability and appeals procedures of CCR, Title 19, Division I remain the same.

CHAPTER 34
TIRE REBUILDING AND TIRE STORAGE

SECTION 3401
GENERAL

3401.1 Scope. Tire rebuilding plants, tire storage [including tire derived products as defined in Public Resources Code, Section 42805.7(a)] and tire byproduct facilities shall comply with this chapter, other applicable requirements of this code and NFPA 13. Tire storage in buildings shall also comply with Chapter 32.

3401.2 Permit required. Permits shall be required as set forth in Section 105.6.

SECTION 3402
DEFINITIONS

3402.1 Terms defined in Chapter 2. Words and terms used in this chapter and defined in Chapter 2 shall have the meanings ascribed to them as defined therein.

SECTION 3403
TIRE REBUILDING

3403.1 Construction. Tire rebuilding plants shall comply with the requirements of the California Building Code, as to construction, separation from other buildings or other portions of the same building, and protection.

3403.2 Location. Buffing operations shall be located in a room separated from the remainder of the building housing the tire rebuilding or tire recapping operations by a 1-hour fire barrier.

Exception: Buffing operations are not required to be separated where all of the following conditions are met:

1. Buffing operations are equipped with an approved continuous automatic water-spray system directed at the point of cutting action;
2. Buffing machines are connected to particle-collecting systems providing a minimum air movement of 1,500 cubic feet per minute (cfm) (0.71 m³/s) in volume and 4,500 feet per minute (fpm) (23 m/s) in-line velocity; and
3. The collecting system shall discharge the rubber particles to an approved outdoor noncombustible or fire-resistant container, which is emptied at frequent intervals to prevent overflow.

3403.3 Cleaning. The buffing area shall be cleaned at frequent intervals to prevent the accumulation of rubber particles.

3403.4 Spray rooms and booths. Each spray room or spray booth where flammable or combustible solvents are applied, shall comply with Chapter 24.

SECTION 3404 PRECAUTIONS AGAINST FIRE

3404.1 Open burning. Open burning is prohibited in tire storage yards.

3404.2 Sources of heat. Open flame, cutting, welding or heating devices blow torches or highly flammable materials including, but not limited to, inner tubes are prohibited within 40 feet of a waste tire pile.

3404.3 Smoking prohibited. Smoking is prohibited in tire storage yards, except in designated areas.

3404.4 Power lines. Tire storage piles shall not be located beneath electrical power lines having a voltage in excess of 750 volts or that supply power to fire emergency systems.

3404.5 Fire safety plan. The owner or individual in charge of the tire storage yard shall be required to prepare and submit to the fire code official a fire safety plan for review and approval. The fire safety plan shall include provisions for fire department vehicle access. At least one copy of the fire safety plan shall be prominently posted and maintained at the storage yard.

3404.6 Telephone number. The telephone number of the fire department and location of the nearest telephone shall be posted conspicuously in attended locations.

SECTION 3405 OUTDOOR STORAGE

3405.1 Individual piles. Tire storage shall be restricted to individual piles not exceeding 5,000 square feet (464.5 m²) of continuous area. *Pile width shall not exceed 50 feet.* Piles shall not exceed 50,000 cubic feet (1416 m³) in volume or 10 feet (3048 mm) in height.

3405.2 Separation of piles. Individual tire storage piles shall be separated from other piles by a clear space of at least 40 feet (12 192 mm).

3405.3 Distance between piles of other stored products. Tire storage piles shall be separated by a clear space of at least 40 feet (12 192 mm) from piles of other stored product.

3405.4 Distance from lot lines and buildings. Tire storage piles shall be located at least 50 feet (15 240 mm) from lot lines and buildings.

1. *Tire storage piles containing less than 500 tires shall be permitted to be located no closer than 10 feet (3048 mm) from lot lines or from buildings. Tire storage piles shall not exceed 6 feet (1829 mm) in height when within 20 feet of any property line, building, or perimeter fencing. Side slopes shall not exceed 60 degrees. When approved by the fire code official in accordance with Section 1.11.2.4, distances of less than 10 feet (3048 mm) from lot lines or from buildings may be approved.*

2. *When approved by the fire code official in accordance with Section 1.11.2.4, exempted facilities defined in Public Resources Code, Sections 42808(c) and 42831 and used tires as defined in Section 42806.5, tire storage piles shall be permitted to be located no closer than 10 feet (3048 mm) from lot lines or from buildings. Tire*

storage piles shall not exceed 6 feet (1829 mm) in height when within 20 feet of any property line or perimeter fencing. Side slopes shall not exceed 60 degrees.

3. *When approved by the fire code official in accordance with Section 1.11.2.4, "minor waste tire facilities" as defined in Public Resources Code, Section 42808, tire storage piles shall be permitted to be located no closer than 10 feet (3048 mm) from lot lines or 50 feet (15 240 mm) from buildings. Tire storage piles shall not exceed 6 feet (1829 mm) in height when within 20 feet of any property line or perimeter fencing. Side slopes shall not exceed 60 degrees.*

4. *Existing "minor waste tire storage facilities" as defined in Public Resources Code, Section 42808, legally permitted prior to January 1, 2011, shall be permitted to maintain tire storage piles located no closer than 10 feet (3048 mm) from lot lines or 50 feet (15 240 mm) from buildings. Tire storage piles shall not exceed 6 feet (1829 mm) in height when within 20 feet (6096 mm) of any property line or perimeter fencing. Side slopes shall not exceed 60 degrees.*

3405.5 Fire breaks. Storage yards shall be maintained free from combustible ground vegetation for a distance of 40 feet (12 192 mm) from the stored material to grass and weeds; and for a distance of 100 feet (30 480 mm) from the stored product to brush and forested areas.

3405.6 Volume more than 150,000 cubic feet. Where the bulk volume of stored product is more than 150,000 cubic feet (4248 m³), storage arrangement shall be in accordance with the following:

1. Individual storage piles shall comply with size and separation requirements in Sections 3405.1 through 3405.5.
2. Adjacent storage piles shall be considered a group, and the aggregate volume of storage piles in a group shall not exceed 150,000 cubic feet (4248 m³).

Separation between groups shall be at least 75 feet (22 860 mm) wide.

3405.7 Location of storage. Outdoor waste tire storage shall not be located in any of the following:

1. Under bridges, elevated trestles, elevated roadways or elevated railroads.
2. *In any area where they may be subjected to immersion in water during a 100-year storm, unless the operator demonstrates that the facility will be designed and operated so as to prevent waste tires from migrating off-site.*
3. *On surfaces with grades or other physical features that will interfere with fire-fighting equipment or personnel unless mitigating measures have been approved in writing by the local fire authority or a fire safety engineer registered by the State of California. Measures established by a fire safety engineer shall be subject to approval by the local fire authority.*

3405.8 Rim removal. Waste tires stored on rims shall be stored separate from other waste tires.

3405.9 Pyrolytic oil runoff. *The facility shall be designed and constructed to provide protection to bodies of water from runoff of pyrolytic oil resulting from a potential tire fire.*

SECTION 3406 FIRE DEPARTMENT ACCESS

3406.1 Required access. New tire storage yards shall be provided with fire apparatus access roads in accordance with Section 503 and Section 3406.2.

3406.2 Location. Fire apparatus access roads shall be located within all pile clearances identified in Section 3405.4 and within all fire breaks required in Section 3405.5. Access roadways shall be within 150 feet (45 720 mm) of any point in the storage yard where storage piles are located, at least 20 feet (6096 mm) from any storage pile.

SECTION 3407 FENCING

3407.1 Where required. Where the bulk volume of stored material is more than 20,000 cubic feet (566 m³), a firmly anchored fence or other approved method of security that controls unauthorized access to the storage yard shall surround the storage yard.

3407.2 Construction. The fence shall be constructed of approved materials and shall be at least 6 feet (1829 mm) high and provided with gates at least 20 feet (6096 mm) wide.

3407.3 Locking. All gates to the storage yard shall be locked when the storage yard is not staffed.

3407.4 Unobstructed. Gateways shall be kept clear of obstructions and be fully openable at all times.

SECTION 3408 FIRE PROTECTION

3408.1 Water supply. A public or private fire protection water supply shall be provided in accordance with Section 507 and shall be capable of delivering at least 1,000 gallons per minute (gpm) for a duration of at least three hours and at least 2,000 gpm for a duration of at least three hours if the sum of altered plus whole waste tires exceeds 10,000. The water supply shall be arranged such that any part of the storage yard can be reached by using not more than 500 feet (152 m) of hose.

3408.2 Fire extinguishers. Buildings or structures shall be provided with portable fire extinguishers in accordance with Section 906. Fuel-fired vehicles operating in the storage yard shall be equipped with a minimum A:40-B:C-rated portable fire extinguisher.

SECTION 3409 INDOOR STORAGE ARRANGEMENT

3409.1 Pile dimensions. Where tires are stored on-tread, the dimension of the pile in the direction of the wheel hole shall not be more than 50 feet (15 240 mm). Tires stored adjacent to or along one wall shall not extend more than 25 feet (7620 mm) from that wall. Other piles shall not be more than 50 feet (15 240 mm) in width.



CALIFORNIA FIRE CODE – MATRIX ADOPTION TABLE
CHAPTER 35 – WELDING AND OTHER HOT WORK
(Matrix Adoption Tables are non-regulatory, intended only as an aid to the user.
See Chapter 1 for state agency authority and building applications.)

Adopting Agency	BSC	SFM		HCD			DSA		OSHPD				BSCC	DHS	AGR	DWR	CEC	CA	SL	SLC
		T-24	T-19*	1	2	1/AC	AC	SS	1	2	3	4								
Adopt Entire Chapter		X																		
Adopt Entire Chapter as amended (amended sections listed below)																				
Adopt only those sections that are listed below																				
[California Code of Regulations, Title 19, Division 1]																				
Chapter / Section																				

* The *California Code of Regulations* (CCR), Title 19, Division 1 provisions that are found in the *California Fire Code* are a reprint from the current CCR, Title 19, Division 1 text for the code user's convenience only. The scope, applicability and appeals procedures of CCR, Title 19, Division I remain the same.

CHAPTER 35
WELDING AND OTHER HOT WORK

SECTION 3501
GENERAL

3501.1 Scope. Welding, cutting, open torches and other hot work operations and equipment shall comply with this chapter.

3501.2 Permits. Permits shall be required as set forth in Section 105.6.

3501.3 Restricted areas. Hot work shall only be conducted in areas designed or authorized for that purpose by the personnel responsible for a Hot Work Program. Hot work shall not be conducted in the following areas unless approval has been obtained from the fire code official:

1. Areas where the sprinkler system is impaired.
2. Areas where there exists the potential of an explosive atmosphere, such as locations where flammable gases, liquids or vapors are present.
3. Areas with readily ignitable materials, such as storage of large quantities of bulk sulfur, baled paper, cotton, lint, dust or loose combustible materials.
4. On board ships at dock or ships under construction or repair.
5. At other locations as specified by the fire code official.

3501.4 Cylinders and containers. Compressed gas cylinders and fuel containers shall comply with this chapter and Chapter 53.

3501.5 Design and installation of oxygen-fuel gas systems. An oxygen-fuel gas system with two or more manifolded cylinders of oxygen shall be in accordance with NFPA 51.

SECTION 3502
DEFINITIONS

3502.1 Definitions. The following terms are defined in Chapter 2:

HOT WORK.

HOT WORK AREA.

HOT WORK EQUIPMENT.

HOT WORK PERMITS.

HOT WORK PROGRAM.

RESPONSIBLE PERSON.

TORCH-APPLIED ROOF SYSTEM.

SECTION 3503
GENERAL REQUIREMENTS

3503.1 General. Hot work conditions and operations shall comply with this chapter.

3503.2 Temporary and fixed hot work areas. Temporary and fixed hot work areas shall comply with this section.

3503.3 Hot work program permit. Hot work permits, issued by an approved responsible person under a hot work program, shall be available for review by the fire code official at the time the work is conducted and for 48 hours after work is complete.

3503.4 Qualifications of operators. A permit for hot work operations shall not be issued unless the individuals in charge of performing such operations are capable of performing such operations safely. Demonstration of a working knowledge of the provisions of this chapter shall constitute acceptable evidence of compliance with this requirement.

WELDING AND OTHER HOT WORK

3503.5 Records. The individual responsible for the hot work area shall maintain “prework check” reports in accordance with Section 3504.3.1. Such reports shall be maintained on the premises for a minimum of 48 hours after work is complete.

3503.6 Signage. Visible hazard identification signs shall be provided where required by Chapter 50. Where the hot work area is accessible to persons other than the operator of the hot work equipment, conspicuous signs shall be posted to warn others before they enter the hot work area. Such signs shall display the following warning:

CAUTION
HOT WORK IN PROGRESS
STAY CLEAR

SECTION 3504 FIRE SAFETY REQUIREMENTS

3504.1 Protection of combustibles. Protection of combustibles shall be in accordance with Sections 3504.1.1 through 3504.1.9.

3504.1.1 Combustibles. Hot work areas shall not contain combustibles or shall be provided with appropriate shielding to prevent sparks, slag or heat from igniting exposed combustibles.

3504.1.2 Openings. Openings or cracks in walls, floors, ducts or shafts within the hot work area shall be tightly covered to prevent the passage of sparks to adjacent combustible areas, or shielded by metal fire-resistant guards, or curtains shall be provided to prevent passage of sparks or slag.

3504.1.3 Housekeeping. Floors shall be kept clean within the hot work area.

3504.1.4 Conveyor systems. Conveyor systems that are capable of carrying sparks to distant combustibles shall be shielded or shut down.

3504.1.5 Partitions. Partitions segregating hot work areas from other areas of the building shall be noncombustible. In fixed hot work areas, the partitions shall be securely connected to the floor such that no gap exists between the floor and the partition. Partitions shall prevent the passage of sparks, slag, and heat from the hot work area.

3504.1.6 Floors. Fixed hot work areas shall have floors with noncombustible surfaces.

3504.1.7 Precautions in hot work. Hot work shall not be performed on containers or equipment that contains or has contained flammable liquids, gases or solids until the containers and equipment have been thoroughly cleaned, inerted or purged; except that “hot tapping” shall be allowed on tanks and pipe lines when such work is to be conducted by approved personnel.

3504.1.8 Sprinkler protection. Automatic sprinkler protection shall not be shut off while hot work is performed. Where hot work is performed close to automatic sprinklers, noncombustible barriers or damp cloth guards shall shield the individual sprinkler heads and shall be removed

when the work is completed. If the work extends over several days, the shields shall be removed at the end of each workday. The fire code official shall approve hot work where sprinkler protection is impaired.

3504.1.9 Fire detection systems. Approved special precautions shall be taken to avoid accidental operation of automatic fire detection systems.

3504.2 Fire watch. Fire watches shall be established and conducted in accordance with Sections 3504.2.1 through 3504.2.6.

3504.2.1 When required. A fire watch shall be provided during hot work activities and shall continue for a minimum of 30 minutes after the conclusion of the work. The fire code official, or the responsible manager under a hot work program, is authorized to extend the fire watch based on the hazards or work being performed.

Exception: Where the hot work area has no fire hazards or combustible exposures.

3504.2.2 Location. The fire watch shall include the entire hot work area. Hot work conducted in areas with vertical or horizontal fire exposures that are not observable by a single individual shall have additional personnel assigned to fire watches to ensure that exposed areas are monitored.

3504.2.3 Duties. Individuals designated to fire watch duty shall have fire-extinguishing equipment readily available and shall be trained in the use of such equipment. Individuals assigned to fire watch duty shall be responsible for extinguishing spot fires and communicating an alarm.

3504.2.4 Fire training. The individuals responsible for performing the hot work and individuals responsible for providing the fire watch shall be trained in the use of portable fire extinguishers.

3504.2.5 Fire hoses. Where hoselines are required, they shall be connected, charged and ready for operation.

3504.2.6 Fire extinguisher. A minimum of one portable fire extinguisher complying with Section 906 and with a minimum 2-A:20-B:C rating shall be readily accessible within 30 feet (9144 mm) of the location where hot work is performed.

3504.3 Area reviews. Before hot work is permitted and at least once per day while the permit is in effect, the area shall be inspected by the individual responsible for authorizing hot work operations to ensure that it is a fire safe area. Information shown on the permit shall be verified prior to signing the permit in accordance with Section 105.6.

3504.3.1 Pre-hot-work check. A pre-hot-work check shall be conducted prior to work to ensure that all equipment is safe and hazards are recognized and protected. A report of the check shall be kept at the work site during the work and available upon request. The pre-hot-work check shall determine all of the following:

1. Hot work equipment to be used shall be in satisfactory operating condition and in good repair.
2. Hot work site is clear of combustibles or combustibles are protected.

3. Exposed construction is of noncombustible materials or, if combustible, then protected.
4. Openings are protected.
5. Floors are kept clean.
6. No exposed combustibles are located on the opposite side of partitions, walls, ceilings or floors.
7. Fire watches, where required, are assigned.
8. Approved actions have been taken to prevent accidental activation of suppression and detection equipment in accordance with Sections 3504.1.8 and 3504.1.9.
9. Fire extinguishers and fire hoses (where provided) are operable and available.

SECTION 3505 GAS WELDING AND CUTTING

3505.1 General. Devices or attachments mixing air or oxygen with combustible gases prior to consumption, except at the burner or in a standard torch or blow pipe, shall not be allowed unless approved.

3505.2 Cylinder and container storage, handling and use. Storage, handling and use of compressed gas cylinders, containers and tanks shall be in accordance with this section and Chapter 53.

3505.2.1 Cylinders connected for use. The storage or use of a single cylinder of oxygen and a single cylinder of fuel gas located on a cart shall be allowed without requiring the cylinders to be separated in accordance with Section 5003.9.8 or 5003.10.3.6 when the cylinders are connected to regulators, ready for service, equipped with apparatus designed for cutting or welding and all of the following:

1. Carts shall be kept away from the cutting or welding operation in accordance with Section 3505.5 or fire-resistant shields shall be provided.
2. Cylinders shall be secured to the cart to resist movement.
3. Carts shall be in accordance with Section 5003.10.3.
4. Cylinder valves not having fixed hand wheels shall have keys, handles or nonadjustable wrenches on valve stems while the cylinders are in service.
5. Cylinder valve outlet connections shall conform to the requirements of CGA V-1.
6. Cylinder valves shall be closed when work is finished.
7. Cylinder valves shall be closed before moving the cart.

3505.2.1.1 Individual cart separation. Individual carts shall be separated from each other in accordance with Section 5003.9.8.

3505.3 Precautions. Cylinders, valves, regulators, hose and other apparatus and fittings for oxygen shall be kept free from oil or grease. Oxygen cylinders, apparatus and fittings shall

not be handled with oily hands, oily gloves, or greasy tools or equipment.

3505.4 Acetylene gas. Acetylene gas shall not be piped except in approved cylinder manifolds and cylinder manifold connections, or utilized at a pressure exceeding 15 pounds per square inch gauge (psig) (103 kPa) unless dissolved in a suitable solvent in cylinders manufactured in accordance with DOTn 49 CFR Part 178. Acetylene gas shall not be brought in contact with unalloyed copper, except in a blowpipe or torch.

3505.5 Remote locations. Oxygen and fuel-gas cylinders and acetylene generators shall be located away from the hot work area to prevent such cylinders or generators from being heated by radiation from heated materials, sparks or slag, or misdirection of the torch flame.

3505.6 Cylinders shutoff. The torch valve shall be closed and the gas supply to the torch completely shut off when gas welding or cutting operations are discontinued for a period of 1 hour or more.

3505.7 Prohibited operation. Welding or cutting work shall not be held or supported on compressed gas cylinders or containers.

3505.8 Tests. Tests for leaks in piping systems and equipment shall be made with soapy water. The use of flames shall be prohibited for leak testing.

SECTION 3506 ELECTRIC ARC HOT WORK

3506.1 General. The frame or case of electric hot work machines, except internal-combustion-engine-driven machines, shall be grounded. Ground connections shall be mechanically strong and electrically adequate for the required current.

3506.2 Return circuits. Welding current return circuits from the work to the machine shall have proper electrical contact at joints. The electrical contact shall be periodically inspected.

3506.3 Disconnecting. Electrodes shall be removed from the holders when electric arc welding or cutting is discontinued for any period of 1 hour or more. The holders shall be located to prevent accidental contact and the machines shall be disconnected from the power source.

3506.4 Emergency disconnect. A switch or circuit breaker shall be provided so that fixed electric welders and control equipment can be disconnected from the supply circuit. The disconnect shall be installed in accordance with *California Electrical Code*.

3506.5 Damaged cable. Damaged cable shall be removed from service until properly repaired or replaced.

SECTION 3507 CALCIUM CARBIDE SYSTEMS

3507.1 Calcium carbide storage. Storage and handling of calcium carbide shall comply with Chapter 50 of this code and Chapter 9 of NFPA 51.

**SECTION 3508
ACETYLENE GENERATORS**

3508.1 Use of acetylene generators. The use of acetylene generators shall comply with this section and Chapter 6 of NFPA 51A.

3508.2 Portable generators. The minimum volume of rooms containing portable generators shall be 35 times the total gas-generating capacity per charge of all generators in the room. The gas-generating capacity in cubic feet per charge shall be assumed to be 4.5 times the weight of carbide per charge in pounds. The minimum ceiling height of rooms containing generators shall be 10 feet (3048 mm). An acetylene generator shall not be moved by derrick, crane or hoist while charged.

3508.3 Protection against freezing. Generators shall be located where water will not freeze. Common salt such as sodium chloride or other corrosive chemicals shall not be utilized for protection against freezing.

**SECTION 3509
PIPING MANIFOLDS AND HOSE
SYSTEMS FOR FUEL GASES AND OXYGEN**

3509.1 General. The use of piping manifolds and hose systems shall be in accordance with Section 3509.2 through 3509.7, Chapter 53 and Chapter 5 of NFPA 51.

3509.2 Protection. Piping shall be protected against physical damage.

3509.3 Signage. Signage shall be provided for piping and hose systems as follows:

1. Above-ground piping systems shall be marked in accordance with ASME A13.1.
2. Station outlets shall be marked to indicate their intended usage.
3. Signs shall be posted, indicating clearly the location and identity of section shutoff valves.

3509.4 Manifolding of cylinders. Oxygen manifolds shall not be located in an acetylene generator room. Oxygen manifolds shall be located at least 20 feet (6096 mm) away from combustible material such as oil or grease, and gas cylinders containing flammable gases, unless the gas cylinders are separated by a fire partition.

3509.5 Identification of manifolds. Signs shall be posted for oxygen manifolds with service pressures not exceeding 200 psig (1379 kPa). Such signs shall include the words:

LOW-PRESSURE MANIFOLD

DO NOT CONNECT HIGH-PRESSURE CYLINDERS

MAXIMUM PRESSURE 250 PSIG

3509.6 Clamps. Hose connections shall be clamped or otherwise securely fastened.

3509.7 Inspection. Hoses shall be inspected frequently for leaks, burns, wear, loose connections or other defects rendering the hose unfit for service.

CALIFORNIA FIRE CODE – MATRIX ADOPTION TABLE

CHAPTER 36 – MARINAS

(Matrix Adoption Tables are non-regulatory, intended only as an aid to the user.
See Chapter 1 for state agency authority and building applications.)

Adopting Agency	BSC	SFM		HCD			DSA		OSHPD				BSCC	DHS	AGR	DWR	CEC	CA	SL	SLC
		T-24	T-19*	1	2	1/AC	AC	SS	1	2	3	4								
Adopt Entire Chapter		X																		
Adopt Entire Chapter as amended (amended sections listed below)																				
Adopt only those sections that are listed below																				
[California Code of Regulations, Title 19, Division 1]																				
Chapter / Section																				

* The *California Code of Regulations* (CCR), Title 19, Division 1 provisions that are found in the *California Fire Code* are a reprint from the current CCR, Title 19, Division 1 text for the code user's convenience only. The scope, applicability and appeals procedures of CCR, Title 19, Division I remain the same.

CHAPTER 36

MARINAS

SECTION 3601 SCOPE

3601.1 Scope. Marina facilities shall be in accordance with this chapter.

3601.2 Plans and approvals. Plans for marina fire protection facilities shall be approved prior to installation. The work shall be subject to final inspection and approval after installation.

SECTION 3602 DEFINITIONS

3602.1 Definitions. The following terms are defined in Chapter 2:

- FLOAT.
- MARINA.
- PIER.
- VESSEL.
- WHARF.

SECTION 3603 GENERAL PRECAUTIONS

3603.1 Combustible debris. Combustible debris and rubbish shall not be deposited or accumulated on land beneath marina structures, piers or wharves.

3603.2 Sources of ignition. Open-flame devices used for lighting or decoration on the exterior of a vessel, float, pier or wharf shall be approved.

3603.3 Flammable or combustible liquid spills. Spills of flammable or combustible liquids at or upon the water shall be reported immediately to the fire department or jurisdictional authorities.

3603.4 Rubbish containers. Metal containers with tight-fitting or self-closing lids shall be provided for the temporary storage of combustible trash or rubbish.

3603.5 Electrical equipment. Electrical equipment shall be installed and used in accordance with its listing, Section 605 of this code and Chapter 5 of NFPA 303 as required for wet, damp and hazardous locations.

3603.6 Berthing and storage. Berthing and storage shall be in accordance with Chapter 7 of NFPA 303.

3603.7 Slip identification. Slips and mooring spaces shall be individually identified by an approved numeric or alphabetic designator. Space designators shall be posted at the space. Signs indicating the space designators located on finger piers and floats shall be posted at the base of all piers, finger piers, floats and finger floats.

SECTION 3604 FIRE PROTECTION EQUIPMENT

3604.1 General. Piers, marinas and wharves with facilities for mooring or servicing five or more vessels, and marine motor fuel-dispensing facilities shall be equipped with fire protection equipment in accordance with Sections 3604.2 through 3604.6.

3604.2 Standpipes. Marinas and boatyards shall be equipped throughout with standpipe systems in accordance with NFPA 303. Systems shall be provided with hose connections located such that no point on the marina pier or float system exceeds 150 feet (15 240 mm) from a standpipe hose connection.

3604.2.1 Identification of standpipe outlets. Standpipe hose connection locations shall be clearly identified by a flag or other approved means designed to be readily visible from the pier accessing the float system.

MARINAS

3604.3 Access and water supply. Piers and wharves shall be provided with fire apparatus access roads and water-supply systems with on-site fire hydrants when required by the fire code official. Such roads and water systems shall be provided and maintained in accordance with Sections 503 and 507.

3604.4 Portable fire extinguishers. One portable fire extinguisher of the ordinary (moderate) hazard type shall be provided at each required standpipe hose connection. Additional portable fire extinguishers, suitable for the hazards involved, shall be provided and maintained in accordance with Section 906.

3604.5 Communications. A telephone not requiring a coin to operate or other approved, clearly identified means to notify the fire department shall be provided on the site in a location approved by the fire code official.

3604.6 Emergency operations staging areas. Space shall be provided on all float systems for the staging of emergency equipment. Emergency operation staging areas shall provide a minimum of 4 feet wide by 10 feet long (1219 mm by 3048 mm) clear area exclusive of walkways and shall be located at each standpipe hose connection. Emergency operation staging areas shall be provided with a curb or barrier having a minimum height of 4 inches (102 mm) and maximum space between the bottom edge and the surface of the staging area of 2 inches (51 mm) on the outboard sides of the staging area.

An approved sign reading: FIRE EQUIPMENT STAGING AREA—KEEP CLEAR shall be provided at each staging area.

SECTION 3605

MARINE MOTOR FUEL-DISPENSING FACILITIES

3605.1 Fuel dispensing. Marine motor fuel-dispensing facilities shall be in accordance with Chapter 23.

**CHAPTERS 37 through 47
RESERVED**

||



CALIFORNIA FIRE CODE – MATRIX ADOPTION TABLE
CHAPTER 48 – MOTION PICTURE AND TELEVISION PRODUCTION STUDIO
SOUND STAGES, APPROVED PRODUCTION FACILITIES AND PRODUCTION LOCATIONS

(Matrix Adoption Tables are non-regulatory, intended only as an aid to the user.

See Chapter 1 for state agency authority and building applications.)

Adopting Agency	BSC	SFM		HCD			DSA		OSHPD				BSCC	DHS	AGR	DWR	CEC	CA	SL	SLC
		T-24	T-19*	1	2	1/AC	AC	SS	1	2	3	4								
Adopt Entire Chapter		X																		
Adopt Entire Chapter as amended (amended sections listed below)																				
Adopt only those sections that are listed below																				
[California Code of Regulations, Title 19, Division 1]																				
Chapter / Section																				

* The California Code of Regulations (CCR), Title 19, Division 1 provisions that are found in the California Fire Code are a reprint from the current CCR, Title 19, Division 1 text for the code user's convenience only. The scope, applicability and appeals procedures of CCR, Title 19, Division I remain the same.

CHAPTER 48

MOTION PICTURE AND TELEVISION PRODUCTION STUDIO
SOUND STAGES, APPROVED PRODUCTION FACILITIES AND
PRODUCTION LOCATIONS

SECTION 4801
GENERAL

4801.1 Scope. Production studios, sound stages, approved production facilities and production locations used by the entertainment industry for the purpose of motion picture, television and commercial production shall be in accordance with the provisions of this article.

4801.2 Purpose. The purpose of this article is to establish minimum requirements that will provide a reasonable degree of safety from fire, panic and explosion. Buildings and structures defined herein shall be in accordance with this article.

4801.3 DEFINITIONS.

APPROVED FIRE WATCH. Individuals provided with at least one approved means for notification of the fire department and their only duty shall be to perform constant patrols of the protected premises and keep watch for fires.

APPROVED PRODUCTION FACILITY. An existing building, or portion of a building, or a group of buildings altered for use by the entertainment industry for the purpose of motion picture, television and commercial production.

PLATFORM. Part of a set, which is a floor or horizontal surface raised above stage floor level.

PRODUCTION LOCATION. Any area or facility outside a production studio, approved production facility or sound stage used by the entertainment industry for the purpose of motion picture, television and commercial production.

PRODUCTION STUDIO. A building, portion of a building, or a group of buildings designed and constructed for use by

the entertainment industry for the purpose of motion picture, television and commercial production.

SET. A structure built or assembled for the purpose of motion picture, television and commercial production.

SOUND STAGE. A building or portion of a building usually insulated from outside noise and natural light for use by the entertainment industry for the purpose of motion picture, television and commercial production.

SECTION 4802
OCCUPANCY CLASSIFICATION

4802.1 Live audience stages. Production facilities, sound stages and approved production studios with live audience stages shall be classified as Group A-1 occupancy in accordance with the California Building Code.

4802.2 All other stages. Production studios, sound stages and approved production facilities without live audience stages shall be classified as Group F-1 occupancy in accordance with the California Building Code.

Note: Sections 4803 through 4810 apply only to studio sound stages and approved production facilities.

SECTION 4803
REQUIRED PERMITS

4803.1 Change in use. A permit from the fire code official shall be obtained any time a change in use or occupancy is intended by the owner (e.g., for live audience shows, wrap parties).

4803.2 Additional permits. A permit shall be required for:

- a) Use of pyrotechnic special effects.
- b) Open flames.
- c) Flammable or combustible liquids, gases and dust.
- d) Hot work.
- e) Presence of motor vehicles within a building.
- f) Any additional permits as required by the fire code official.

4803.3 Live audiences. A permit shall be required for seating arrangements of all live audience stages.

SECTION 4804 GENERAL REQUIREMENTS

4804.1 Housekeeping. Provisions of this part shall maintain proper housekeeping in accordance with Chapter 3.

4804.2 Aisles. Perimeter aisles within the sound stage and approved production facility shall be provided. Aisles required by this section shall have a minimum width of 4 feet (1219 mm). See Chapter 10 for maintenance requirements. Aisles required by this section shall have a minimum clear unobstructed height of 7 feet (2134 mm).

4804.3 Travel distance. The maximum travel distance to any exit within the sound stage and approved production facility shall be 150 feet (45 720 mm).

4804.4 Exit doors. Exit doors shall be equipped with panic hardware and swing in the direction of exit travel.

4804.5 Exit signs. Illuminated exit signs shall be installed in accordance with the California Building Code.

4804.6 Exit illumination. Exit illumination shall be provided in accordance with the California Building Code. In the event of power failure, exit path illumination shall be automatically provided by an approved emergency back-up system.

4804.7 Exit obstructions. All means of egress shall be maintained in accordance with the provisions of Chapter 10, Section 1005.1.

4804.8 Foam plastics. All foam plastics shall meet the requirements of Chapter 8, Sections 807.4.2.4 and 807.4.5.

4804.9 Decorative materials. Drapes, drops, cut greens, etc., shall meet the flame retardant requirements of California Code of Regulations, Title 19, Division 1, Chapters 5 and 8, Sections 807.4.2.4 and 807.4.5.

SECTION 4805 FIRE-EXTINGUISHING SYSTEMS

4805.1 Existing sound stages and approved production facilities. All existing sound stages and approved production facilities equipped with an automatic fire sprinkler system shall be maintained in accordance with the provisions in Chapter 9.

4805.2 New sound stages. All new sound stages shall be equipped with an approved automatic fire sprinkler system. The system shall be installed in accordance with the provisions

in Chapter 9 and shall meet the minimum design requirements of an Extra Hazard, Group 2 system.

4805.3 Solid-ceiling sets and platforms. All interior solid-ceiling sets over 600 square feet (55.7 m²) in area, and platforms (when provided) over 600 square feet (55.7 m²) in area and which exceed 3 feet (914 mm) in height shall be protected by one of the following:

1. An approved and listed heat detector system. Heat detectors shall be spaced 30 feet (9144 mm) on center or as required by the manufacturer's installation instructions. Detectors shall be connected to an approved and listed central, proprietary or remote station service or a local alarm, which will give an audible signal at a constantly attended location. Such system shall be installed in accordance with Chapter 9.
2. The ceiling shall be positioned to allow for the operation of the building's automatic fire sprinkler system after rehearsal, videotaping, filming, or broadcasting of programs has been completed for the day.
3. An approved fire watch.
4. Special hazards shall be reviewed by the fire code official (see Additional Fire Protection Systems, Section 901.4.3).

SECTION 4806 FIRE DETECTION EQUIPMENT

4806.1 Fire alarm control units. Fire alarm control units shall be California State Fire Marshal listed and shall be utilized in accordance with their listing. Control units may be temporarily supported by sets, platforms or pedestals.

4806.2 Heat detectors. Heat detection required by this article shall be defined as a portable system as it is intended to be reinstalled when platforms or sets are changed.

Heat detectors may be secured to standard outlet boxes which may be temporarily supported by sets, platforms or pedestals.

Heat detectors shall be provided for solid-ceiling sets and platforms where required by Sections 4605.3 and 4811.14.

SECTION 4807 FIRE SAFETY OFFICERS

4807.1 Where permits are required by the Fire Code, a requirement for standby fire safety officers shall be determined by the fire code official on a case-by-case basis. Standby fire safety officers shall not be required when the provisions of this article are met.

SECTION 4808 ELECTRICAL REQUIREMENTS

4808.1 General. All electrical equipment including lighting, cabling and temporary power, such as portable generators, shall be maintained in good working order and shall comply with the provisions of the California Electrical Code.

4808.2 Lighting and power requirements. A studio sound stage and approved production facility shall be provided with a minimum of 35 watts per square foot of permanently installed power dedicated for the distribution of production lighting and power. Mobile generators may be utilized for auxiliary power.

4808.3 Distribution. Distribution equipment shall be designed for sound stage use. The wiring to such equipment shall be considered permanent and shall comply with applicable provisions of the California Electrical Code. Temporary feeders shall not be tapped from panelboards and switchboards where deadfront covers have to be removed.

4808.4 Installations. Permanent or temporary electrical installations shall be installed in accordance with the California Electrical Code and this code. Such equipment shall not obstruct exits, means of egress or fire department access, unless approved by the fire code official.

4808.5 Generators. Portable, mobile or stationary power-generating equipment may be used to supplement building electrical power for temporary use. Equipment shall be located at a pre-designated location, as approved by the fire code official.

Temporary auxiliary power cables supplied from mobile generators or adjacent buildings may pass through exterior walls and interior fire-resistive assemblies provided an approved through-penetration fire-stop system is utilized for protection of the opening.

SECTION 4809 MECHANICAL EQUIPMENT

4809.1 Existing equipment. All mechanical equipment used as part of the building ventilation system shall be maintained in good working order and shall comply with the provisions of the California Mechanical Code.

4809.2 Auxiliary equipment. All auxiliary heating, ventilation and air-conditioning equipment shall be approved and listed for the intended use. Flexible duct, if utilized, shall be noncombustible. Such auxiliary equipment shall not obstruct exits, means of egress or fire department access.

SECTION 4810 DESIGN REQUIREMENTS

4810.1 General. The fire code official shall be provided with certification that approved production facilities and studio sound stages will sustain the anticipated loads of sets, props or other temporary modifications.

Where the anticipated loads exceed the design criteria for an approved production facility and studio sound stage, the building or portions thereof shall be modified for the additional loads.

SECTION 4811 PRODUCTION LOCATIONS

4811.1 General. This chapter shall apply to production locations.

4811.2 Permits. A permit shall be obtained, unless waived by the fire code official for any of the activities that follow:

- a) Use of pyrotechnic special effects, see Section 3308.1.1 and California Code of Regulations, Title 19, Division 1, Chapter 6.
- b) Open flames.
- c) Flammable or combustible liquids, gases and dust.
- d) Hot work.
- e) Presence of motor vehicles within a building.
- f) Tents and canopies, see Chapter 31.
- g) Any additional permits as required by the agency having jurisdiction (AHJ).

4811.3 Pyrotechnic special effects and open flames. The use of pyrotechnic special effects and open flames shall be subject to the approval of the fire code official.

4811.4 Standby fire personnel. A requirement for standby fire safety officers shall be determined by the fire code official on a case-by-case basis.

4811.5 Foamed plastic materials. All foam plastics shall meet the requirements of Chapter 8, Sections 807.4.2.4 and 807.4.5.

4811.6 Smoking. When the fire code official determines that hazardous conditions necessitate controlled use of smoking materials, smoking may be prohibited or limited to designated smoking areas.

4811.7 Structural loads. Sets, scenery and other equipment shall not impact the structural integrity of a building or structure. Consultation with a building official or structural engineer may be required.

4811.8 Electrical requirements.

4811.8.1 General. All electrical equipment including lighting, cabling and temporary power, such as portable generators, shall be maintained in good working order and shall comply with the provisions of the California Electrical Code.

4811.8.2 Distribution. Temporary feeders shall not be tapped from panelboards and switchboards where deadfront covers have to be removed.

4811.8.3 Installations. Electrical installations shall be installed in accordance with the California Electrical Code. Such equipment shall not obstruct exits, means of egress or fire department access, unless approved by the fire code official.

**MOTION PICTURE AND TELEVISION PRODUCTION STUDIO SOUND STAGES, APPROVED PRODUCTION FACILITIES
AND PRODUCTION LOCATIONS**

4811.8.4 Generators. *Portable, mobile or stationary power-generating equipment may be used to supplement building electrical power for temporary use. Equipment shall be placed in a location acceptable to the fire code official.*

4811.9 Fire department access. *Required emergency vehicle access shall be maintained. Any deviations are subject to approval by the fire code official.*

4811.10 Means of egress. *The production location shall be provided with means of egress appropriate for the intended use as approved by the fire code official.*

4811.11 Fire protection systems and equipment. *Functional fire protection systems and equipment shall be maintained in an operable condition, unless approved by the fire code official. Disconnecting or altering of fire protection systems and/or equipment shall be prohibited, unless otherwise approved by the fire code official with alternate means of protection provided.*

4811.12 Fire hydrants and fire appliances. *Hydrants, stand-pipes and fire department connections (FDC) shall not be obstructed, blocked or rendered inoperable in accordance with Chapter 9, unless approved by the fire code official.*

4811.13 Fire extinguishers. *Approved fire extinguishers shall be provided as required by the fire code official.*

4811.14 Solid-ceiling sets and platforms. *In buildings with existing fire protection systems and where production intends to construct solid-ceiling sets over 600 square feet (55.7 m²) in area, and platforms over 600 square feet (55.7 m²) in area and which exceed 3 feet (914 mm) in height, such buildings shall be protected by one of the following:*

- 1. An approved and listed heat detector system. Heat detectors shall be spaced 30 feet (9144 mm) on center or as required by the manufacturer's installation instructions. Detectors shall be connected to an approved and listed central, proprietary or remote station service or a local alarm, which will give an audible signal at a constantly attended location. Such system shall be installed in accordance with Chapter 9.*
- 2. The ceiling shall be positioned to allow for the operation of the building's automatic fire sprinkler system after rehearsal, videotaping, filming, or broadcasting of programs has been completed for the day.*
- 3. An approved fire watch.*
- 4. Special hazards shall be reviewed by the enforcing agency (see additional fire protection systems, Section 901.4.3).*

4811.15 Buildings without fire protection systems. *Special hazards shall be reviewed by the fire code official (see special hazards Section 901.4.4).*

CALIFORNIA FIRE CODE – MATRIX ADOPTION TABLE
CHAPTER 49 – REQUIREMENTS FOR WILDLAND-URBAN INTERFACE FIRE AREAS

(Matrix Adoption Tables are non-regulatory, intended only as an aid to the user.

See Chapter 1 for state agency authority and building applications.)

Adopting Agency	BSC	SFM		HCD			DSA		OSHPD				BSCC	DHS	AGR	DWR	CEC	CA	SL	SLC
		T-24	T-19*	1	2	1/AC	AC	SS	1	2	3	4								
Adopt Entire Chapter		X																		
Adopt Entire Chapter as amended (amended sections listed below)																				
Adopt only those sections that are listed below																				
[California Code of Regulations, Title 19, Division 1]																				
Chapter / Section																				

* The California Code of Regulations (CCR), Title 19, Division 1 provisions that are found in the California Fire Code are a reprint from the current CCR, Title 19, Division 1 text for the code user's convenience only. The scope, applicability and appeals procedures of CCR, Title 19, Division I remain the same.

CHAPTER 49
REQUIREMENTS FOR WILDLAND-URBAN
INTERFACE FIRE AREAS

SECTION 4901
GENERAL

4901.1 Scope. The mitigation of conditions where a wildfire burning in vegetative fuels may readily transmit fire to buildings and threaten to destroy life, overwhelm fire suppression capabilities, or result in large property losses shall comply with this chapter.

4901.2 Purpose. The purpose of this code is to provide minimum standards to increase the ability of a building to resist the intrusion of flame or burning embers being projected by a vegetation fire and contributes to a systematic reduction in conflagration losses through the use of performance and prescriptive requirements.

SECTION 4902
DEFINITIONS

4902.1 General. For the purpose of this chapter, certain terms are defined as follows:

CDF DIRECTOR. Director of the California Department of Forestry and Fire Protection.

FIRE PROTECTION PLAN. A document prepared for a specific project or development proposed for a Wildland-Urban Interface Fire Area. It describes ways to minimize and mitigate potential for loss from wildfire exposure.

The Fire Protection Plan shall be in accordance with this Article. When required by the enforcing agency for the purposes of granting modifications, a fire protection plan shall be submitted. Only locally adopted ordinances that have been filed with the California Building Standards Commission in accordance with Section 101.14 or the Department of Housing

and Community Development in accordance with Section 101.15 shall apply.

FIRE HAZARD SEVERITY ZONES. Geographical areas designated pursuant to California Public Resources Codes, Sections 4201 through 4204 and classified as Very High, High, or Moderate in State Responsibility Areas or as Local Agency Very High Fire Hazard Severity Zones designated pursuant to California Government Code, Sections 51175 through 51189.

The California Code of Regulations, Title 14, Section 1280 entitles the maps of these geographical areas as "Maps of the Fire Hazard Severity Zones in the State Responsibility Area of California."

LOCAL AGENCY VERY HIGH FIRE HAZARD SEVERITY ZONE. An area designated by a local agency upon the recommendation of the CDF Director pursuant to Government Code, Sections 51177(c), 51178 and 5118, that is not a state responsibility area and where a local agency, city, county, city and county, or district is responsible for fire protection.

STATE RESPONSIBILITY AREA. Lands that are classified by the Board of Forestry pursuant to Public Resources Code Section 4125 where the financial responsibility of preventing and suppressing forest fires is primarily the responsibility of the state.

WILDFIRE. Any uncontrolled fire spreading through vegetative fuels that threatens to destroy life, property, or resources as defined in Public Resources Code, Sections 4103 and 4104.

WILDFIRE EXPOSURE. One or a combination of radiant heat, convective heat, direct flame contact and burning

embers being projected by vegetation fire to a structure and its immediate environment.

WILDLAND-URBAN INTERFACE FIRE AREA. A geographical area identified by the state as a “Fire Hazard Severity Zone” in accordance with the Public Resources Code, Sections 4201 through 4204, and Government Code, Sections 51175 through 51189, or other areas designated by the enforcing agency to be at a significant risk from wildfires.

**SECTION 4903
PLANS [RESERVED]**

**SECTION 4904
FIRE HAZARD SEVERITY ZONES**

4904.1 General. Lands in the state are classified by the CDF Director in accordance with the severity of wildfire hazard expected to prevail in those areas and the responsibility for fire protection, so that measures may be identified which will reduce the potential for losses to life, property, and resources from wildfire.

4904.2 Classifications. The CDF Director classifies lands into fire hazard severity zones in accordance with California Public Resources Code, Sections 4201 through 4204 for State Responsibility Areas and accordance with Government Code, Sections 51175 through 51189 for areas where a local agency is responsible for fire protection.

**SECTION 4905
WILDFIRE PROTECTION BUILDING
CONSTRUCTION**

4905.1 General. Materials and construction methods for exterior wildfire exposure protection shall be applied within geographical areas where a wildfire burning in vegetative fuels may readily transmit fire to buildings and threaten to destroy life, overwhelm fire suppression capabilities, or result in large property losses.

4905.2 Construction methods and requirements within established limits. Within the limits established by law, construction methods intended to mitigate wildfire exposure shall comply with the wildfire protection building construction requirements contained in the California Building Standards Code, including the following:

1. California Building Code, Chapter 7A,
2. California Residential Code, Section R327,
3. California Referenced Standards Code, Chapter 12-7A and this chapter.

4905.3 Establishment of limits. The establishment of limits for the Wildland-Urban Interface Fire Area’s required construction methods shall be designated pursuant to the California Public Resources Code for State Responsibility areas

or by a local agency following a finding supported by substantial evidence in the record that the requirements of this section are necessary for effective fire protection within the area.

**SECTION 4906
HAZARDOUS VEGETATION AND FUEL
MANAGEMENT**

4906.1 General. Hazardous vegetation and fuels shall be managed to reduce the severity of potential exterior wildfire exposure to buildings and to reduce the risk of fire spreading to buildings as required by applicable laws and regulations.

4906.2 Application. Buildings and structures located in the following areas shall maintain the required hazardous vegetation and fuel management:

1. All unincorporated lands designated by the State Board of Forestry and Fire Protection as State Responsibility Area (SRA) including:
 - 1.1. Moderate Fire Hazard Severity Zones.
 - 1.2. High Fire Hazard Severity Zones.
 - 1.3. Very-high Fire Hazard Severity Zones.
2. Land designated as Very-high Fire Hazard Severity Zone by cities and other local agencies.

4906.3 Requirements. Hazardous vegetation and fuels around all applicable buildings and structures shall be maintained in accordance with the following laws and regulations:

1. Public Resources Code, Section 4291.
2. California Code of Regulations, Title 14, Division 1.5, Chapter 7, Subchapter 3, Section 1299 (see guidance for implementation “General Guideline to Create Defensible Space”).
3. California Government Code, Section 51182.
4. California Code of Regulations, Title 19, Division 1, Chapter 7, Subchapter 1, Section 3.07.

**SECTION 4907
DEFENSIBLE SPACE**

4907.1 General. Defensible space will be maintained around all buildings and structures in State Responsibility Area (SRA) as required in Public Resources Code 4290 and “SRA Fire Safe Regulations” California Code of Regulations, Title 14, Division 1.5, Chapter 7, Subchapter 2, Section 1270.

Buildings and structures within the Very-high Fire Hazard Severity Zones of a Local Responsibility Areas (LRA) shall maintain defensible space as outlined in Government Code 51175 – 51189 and any local ordinance of the authority having jurisdiction.

CALIFORNIA FIRE CODE – MATRIX ADOPTION TABLE CHAPTER 50 – HAZARDOUS MATERIALS—GENERAL PROVISIONS

(Matrix Adoption Tables are non-regulatory, intended only as an aid to the user.)

See Chapter 1 for state agency authority and building applications.)

Adopting Agency	BSC	SFM		HCD			DSA		OSHPD				BSCC	DHS	AGR	DWR	CEC	CA	SL	SLC
		T-24	T-19*	1	2	1/AC	AC	SS	1	2	3	4								
Adopt Entire Chapter																				
Adopt Entire Chapter as amended (amended sections listed below)		X																		
Adopt only those sections that are listed below																				
[California Code of Regulations, Title 19, Division 1]																				
Chapter / Section																				
5001.2.2.1		X																		
5001.5.1		X																		
5001.5.2		X																		
Table 5003.1.1(1)		X																		
Table 5003.1.1(2)		X																		
5003.10		X																		
5003.10.2		X																		
5003.10.2.1		X																		
5003.10.2.2		X																		
5003.10.4		X																		
5003.10.4.1		X																		
5003.10.4.2		X																		
5003.10.4.3		X																		
5003.10.4.4		X																		
5004.3.1		X																		
		X																		

* The California Code of Regulations (CCR), Title 19, Division 1 provisions that are found in the California Fire Code are a reprint from the current CCR, Title 19, Division 1 text for the code user's convenience only. The scope, applicability and appeals procedures of CCR, Title 19, Division I remain the same.

Part V—Hazardous Materials

CHAPTER 50

HAZARDOUS MATERIALS—GENERAL PROVISIONS

SECTION 5001 GENERAL

5001.1 Scope. Prevention, control and mitigation of dangerous conditions related to storage, dispensing, use and handling of hazardous materials shall be in accordance with this chapter.

This chapter shall apply to all hazardous materials, including those materials regulated elsewhere in this code, except that when specific requirements are provided in other chapters, those specific requirements shall apply in accordance with the applicable chapter. Where a material has multiple hazards, all hazards shall be addressed.

Exceptions:

1. In retail or wholesale sales occupancies, the quantities of medicines, foodstuffs, consumer or indus-

trial products and cosmetics containing not more than 50 percent by volume of water-miscible liquids and with the remainder of the solutions not being flammable shall not be limited, provided such materials are packaged in individual containers not exceeding 1.3 gallons (5 L).

2. Quantities of alcoholic beverages in retail or wholesale sales occupancies shall not be limited providing the liquids are packaged in individual containers not exceeding 1.3 gallons (5 L).
3. Application and release of pesticide and agricultural products and materials intended for use in weed abatement, erosion control, soil amendment or similar applications when applied in accordance

with the manufacturers' instructions and label directions.

4. The off-site transportation of hazardous materials when in accordance with Department of Transportation (DOTn) regulations.
5. Building materials not otherwise regulated by this code.
6. Refrigeration systems (see Section 606).
7. Stationary storage battery systems regulated by Section 608.
8. The display, storage, sale or use of fireworks and explosives in accordance with Chapter 56.
9. Corrosives utilized in personal and household products in the manufacturers' original consumer packaging in Group M occupancies.
10. The storage of distilled spirits and wines in wooden barrels and casks.
11. The use of wall-mounted dispensers containing alcohol-based hand rubs classified as Class I or II liquids when in accordance with Section 5705.5.

5001.1.1 Waiver. The provisions of this chapter are waived when the fire code official determines that such enforcement is preempted by other codes, statutes or ordinances. The details of any action granting such a waiver shall be recorded and entered in the files of the code enforcement agency.

5001.2 Material classification. Hazardous materials are those chemicals or substances defined as such in this code. Definitions of hazardous materials shall apply to all hazardous materials, including those materials regulated elsewhere in this code.

5001.2.1 Mixtures. Mixtures shall be classified in accordance with hazards of the mixture as a whole. Mixtures of hazardous materials shall be classified in accordance with nationally recognized reference standards; by an approved qualified organization, individual, or Material Safety Data Sheet (MSDS); or by other approved methods.

5001.2.2 Hazard categories. Hazardous materials shall be classified according to hazard categories. The categories include materials regulated by this chapter and materials regulated elsewhere in this code.

5001.2.2.1 Physical hazards. The material categories listed in this section are classified as physical hazards. A material with a primary classification as a physical hazard can also pose a health hazard.

1. Explosives and blasting agents.
2. Combustible liquids.
3. Flammable solids, liquids and gases.
4. Organic peroxide solids or liquids.
5. Oxidizer, solids or liquids.
6. Oxidizing gases.

7. Pyrophoric solids, liquids or gases.
8. Unstable (reactive) solids, liquids or gases.
9. Water-reactive solids or liquids.
10. Cryogenic fluids.

5001.2.2.2 Health hazards. The material categories listed in this section are classified as health hazards. A material with a primary classification as a health hazard can also pose a physical hazard.

1. Highly toxic and toxic materials.
2. Corrosive materials.

5001.3 Performance-based design alternative. When approved by the fire code official, buildings and facilities where hazardous materials are stored, used or handled shall be permitted to comply with this section as an alternative to compliance with the other requirements set forth in this chapter and Chapters 51 through 67.

5001.3.1 Objective. The objective of Section 5001.3 is to protect people and property from the consequences of unauthorized discharge, fires or explosions involving hazardous materials.

5001.3.2 Functional statements. Performance-based design alternatives are based on the following functional statements:

1. Provide safeguards to minimize the risk of unwanted releases, fires or explosions involving hazardous materials.
2. Provide safeguards to minimize the consequences of an unsafe condition involving hazardous materials during normal operations and in the event of an abnormal condition.

5001.3.3 Performance requirements. When safeguards, systems, documentation, written plans or procedures, audits, process hazards analysis, mitigation measures, engineering controls or construction features are required by Sections 5001.3.3.1 through 5001.3.3.18, the details of the design alternative shall be subject to approval by the fire code official. The details of actions granting the use of the design alternatives shall be recorded and entered in the files of the jurisdiction.

5001.3.3.1 Properties of hazardous materials. The physical- and health-hazard properties of hazardous materials on site shall be known and shall be made readily available to employees, neighbors and the fire code official.

5001.3.3.2 Reliability of equipment and operations. Equipment and operations involving hazardous materials shall be designed, installed and maintained to ensure that they reliably operate as intended.

5001.3.3.3 Prevention of unintentional reaction or release. Safeguards shall be provided to minimize the risk of an unintentional reaction or release that could endanger people or property.

5001.3.3.4 Spill mitigation. Spill containment systems or means to render a spill harmless to people or property shall be provided where a spill is determined to be a plausible event and where such an event would endanger people or property.

5001.3.3.5 Ignition hazards. Safeguards shall be provided to minimize the risk of exposing combustible hazardous materials to unintended sources of ignition.

5001.3.3.6 Protection of hazardous materials. Safeguards shall be provided to minimize the risk of exposing hazardous materials to a fire or physical damage whereby such exposure could endanger or lead to the endangerment of people or property.

5001.3.3.7 Exposure hazards. Safeguards shall be provided to minimize the risk of and limit damage from a fire or explosion involving explosive hazardous materials whereby such fire or explosion could endanger or lead to the endangerment of people or property.

5001.3.3.8 Detection of gas or vapor release. Where a release of hazardous materials gas or vapor would cause immediate harm to persons or property, means of mitigating the dangerous effects of a release shall be provided.

5001.3.3.9 Reliable power source. Where a power supply is relied upon to prevent or control an emergency condition that could endanger people or property, the power supply shall be from a reliable source.

5001.3.3.10 Ventilation. Where ventilation is necessary to limit the risk of creating an emergency condition resulting from normal or abnormal operations, means of ventilation shall be provided.

5001.3.3.11 Process hazard analyses. Process hazard analyses shall be conducted to ensure reasonably the protection of people and property from dangerous conditions involving hazardous materials.

5001.3.3.12 Pre-startup safety review. Written documentation of pre-startup safety review procedures shall be developed and enforced to ensure that operations are initiated in a safe manner. The process of developing and updating such procedures shall involve the participation of affected employees.

5001.3.3.13 Operating and emergency procedures. Written documentation of operating procedures and procedures for emergency shut down shall be developed and enforced to ensure that operations are conducted in a safe manner. The process of developing and updating such procedures shall involve the participation of affected employees.

5001.3.3.14 Management of change. A written plan for management of change shall be developed and enforced. The process of developing and updating the plan shall involve the participation of affected employees.

5001.3.3.15 Emergency plan. A written emergency plan shall be developed to ensure that proper actions are taken in the event of an emergency, and the plan

shall be followed if an emergency condition occurs. The process of developing and updating the plan shall involve the participation of affected employees.

5001.3.3.16 Accident procedures. Written procedures for investigation and documentation of accidents shall be developed, and accidents shall be investigated and documented in accordance with these procedures.

5001.3.3.17 Consequence analysis. Where an accidental release of hazardous materials could endanger people or property, either on or off-site, an analysis of the expected consequences of a plausible release shall be performed and utilized in the analysis and selection of active and passive hazard mitigation controls.

5001.3.3.18 Safety audits. Safety audits shall be conducted on a periodic basis to verify compliance with the requirements of this section.

5001.4 Retail and wholesale storage and display. For retail and wholesale storage and display of nonflammable solid and nonflammable or noncombustible liquid hazardous materials in Group M occupancies and storage in Group S occupancies, see Section 5003.11.

5001.5 Permits. Permits shall be required as set forth in Sections 105.6 and 105.7.

When required by the fire code official, permittees shall apply for approval to permanently close a storage, use or handling facility. Such application shall be submitted at least 30 days prior to the termination of the storage, use or handling of hazardous materials. The fire code official is authorized to require that the application be accompanied by an approved facility closure plan in accordance with Section 5001.6.3.

5001.5.1 Hazardous Materials Management Plan (HMMP). Where required by the fire code official, an application for a permit shall include an HMMP. The HMMP shall include a facility site plan designating the following:

1. Access to each storage and use area.
2. Location of emergency equipment.
3. Location where liaison will meet emergency responders.
4. Facility evacuation meeting point locations.
5. The general purpose of other areas within the building.
6. Location of all above-ground and underground tanks and their appurtenances including, but not limited to, sumps, vaults, below-grade treatment systems and piping.
7. The hazard classes in each area.
8. Locations of all control areas and Group H occupancies.
9. Emergency exits.

[For SFM] The HMMP shall comply with Health and Safety Code, Chapter 6.95, Sections 25500 through 25545, and Title 19, Division 2, Chapter 4.

HAZARDOUS MATERIALS—GENERAL PROVISIONS

5001.5.2 Hazardous Materials Inventory Statement (HMIS). Where required by the fire code official, an application for a permit shall include an HMIS, such as Superfund Amendments and Reauthorization Act of 1986 (SARA) Title III, Tier II Report or other approved statement. The HMIS shall include the following information:

1. Product name.
2. Component.
3. Chemical Abstract Service (CAS) number.
4. Location where stored or used.
5. Container size.
6. Hazard classification.
7. Amount in storage.
8. Amount in use-closed systems.
9. Amount in use-open systems.

[For SFM] The HMIS shall comply with Health and Safety Code, Chapter 6.95, Sections 25500 through 25545, and Title 19, Division 2, Chapter 4.

5001.6 Facility closure. Facilities shall be placed out of service in accordance with Sections 5001.6.1 through 5001.6.3.

5001.6.1 Temporarily out-of-service facilities. Facilities that are temporarily out of service shall continue to maintain a permit and be monitored and inspected.

5001.6.2 Permanently out-of-service facilities. Facilities for which a permit is not kept current or is not monitored and inspected on a regular basis shall be deemed to be permanently out of service and shall be closed in an approved manner. When required by the fire code official, permittees shall apply for approval to close permanently storage, use or handling facilities. The fire code official is authorized to require that such application be accompanied by an approved facility closure plan in accordance with Section 5001.6.3.

5001.6.3 Facility closure plan. When a facility closure plan is required in accordance with Section 5001.5 to terminate storage, dispensing, handling or use of hazardous materials, it shall be submitted to the fire code official at least 30 days prior to facility closure. The plan shall demonstrate that hazardous materials which are stored, dispensed, handled or used in the facility will be transported, disposed of or reused in a manner that eliminates the need for further maintenance and any threat to public health and safety.

SECTION 5002 DEFINITIONS

5002.1 Definitions. The following terms are defined in Chapter 2:

BOILING POINT.

CEILING LIMIT.

CHEMICAL.

CHEMICAL NAME.

CLOSED CONTAINER.

CONTAINER.

CONTROL AREA.

CYLINDER.

DAY BOX.

DEFLAGRATION.

DESIGN PRESSURE.

DETACHED BUILDING.

DISPENSING.

EXCESS FLOW CONTROL.

EXHAUSTED ENCLOSURE.

EXPLOSION.

FLAMMABLE VAPORS OR FUMES.

GAS CABINET.

GAS ROOM.

HANDLING.

HAZARDOUS MATERIALS.

HEALTH HAZARD.

IMMEDIATELY DANGEROUS TO LIFE AND HEALTH (IDLH).

INCOMPATIBLE MATERIALS.

LIQUID.

LOWER EXPLOSIVE LIMIT (LEL).

LOWER FLAMMABLE LIMIT (LFL).

MATERIAL SAFETY DATA SHEET (MSDS).

MAXIMUM ALLOWABLE QUANTITY PER CONTROL AREA.

NORMAL TEMPERATURE AND PRESSURE (NTP).

OUTDOOR CONTROL AREA.

PERMISSIBLE EXPOSURE LIMIT (PEL).

PESTICIDE.

PHYSICAL HAZARD.

PRESSURE VESSEL.

SAFETY CAN.

SECONDARY CONTAINMENT.

SEGREGATED.

SOLID.

STORAGE, HAZARDOUS MATERIALS.

SYSTEM.

TANK, ATMOSPHERIC.

TANK, PORTABLE.

TANK, STATIONARY.

TANK VEHICLE.

UNAUTHORIZED DISCHARGE.

USE (MATERIAL).

VAPOR PRESSURE.

SECTION 5003 GENERAL REQUIREMENTS

5003.1 Scope. The storage, use and handling of all hazardous materials shall be in accordance with this section.

5003.1.1 Maximum allowable quantity per control area. The maximum allowable quantity per control area shall be as specified in Tables 5003.1.1(1) through 5003.1.1(4).

For retail and wholesale storage and display in Group M occupancies and Group S storage, see Section 5003.11.

5003.1.2 Conversion. Where quantities are indicated in pounds and when the weight per gallon of the liquid is not provided to the fire code official, a conversion factor of 10 pounds per gallon (1.2 kg/L) shall be used.

5003.1.3 Quantities not exceeding the maximum allowable quantity per control area. The storage, use and handling of hazardous materials in quantities not exceeding the maximum allowable quantity per control area indicated in Tables 5003.1.1(1) through 5003.1.1(4) shall be in accordance with Sections 5001 and 5003.

5003.1.4 Quantities exceeding the maximum allowable quantity per control area. The storage and use of hazardous materials in quantities exceeding the maximum allowable quantity per control area indicated in Tables 5003.1.1(1) through 5003.1.1(4) shall be in accordance with this chapter.

5003.2 Systems, equipment and processes. Systems, equipment and processes utilized for storage, dispensing, use or handling of hazardous materials shall be in accordance with Sections 5003.2.1 through 5003.2.8.

5003.2.1 Design and construction of containers, cylinders and tanks. Containers, cylinders and tanks shall be designed and constructed in accordance with approved standards. Containers, cylinders, tanks and other means used for containment of hazardous materials shall be of an approved type. Pressure vessels shall comply with the *ASME Boiler and Pressure Vessel Code*.

5003.2.2 Piping, tubing, valves and fittings. Piping, tubing, valves, and fittings conveying hazardous materials shall be designed and installed in accordance with ASME B31 or other approved standards, and shall be in accordance with Sections 5003.2.2.1 and 5003.2.2.2.

5003.2.2.1 Design and construction. Piping, tubing, valves, fittings and related components used for hazardous materials shall be in accordance with the following:

1. Piping, tubing, valves, fittings and related components shall be designed and fabricated from materials that are compatible with the material to be contained and shall be of adequate strength and durability to withstand the pressure, structural and seismic stress and exposure to which they are subject.
2. Piping and tubing shall be identified in accordance with ASME A13.1 to indicate the material conveyed.
3. Readily accessible manual valves or automatic remotely activated fail-safe emergency shutoff valves shall be installed on supply piping and tubing at the following locations:
 - 3.1. The point of use.
 - 3.2. The tank, cylinder or bulk source.
4. Manual emergency shutoff valves and controls for remotely activated emergency shutoff valves shall be identified and the location shall be clearly visible, accessible and indicated by means of a sign.
5. Backflow prevention or check valves shall be provided when the backflow of hazardous materials could create a hazardous condition or cause the unauthorized discharge of hazardous materials.
6. Where gases or liquids having a hazard ranking of:
 - Health Class 3 or 4
 - Flammability Class 4
 - Instability Class 3 or 4

in accordance with NFPA 704 are carried in pressurized piping above 15 pounds per square inch gauge (psig) (103 kPa), an approved means of leak detection and emergency shutoff or excess flow control shall be provided. Where the piping originates from within a hazardous material storage room or area, the excess flow control shall be located within the storage room or area. Where the piping originates from a bulk source, the excess flow control shall be located as close to the bulk source as practical.

Exceptions:

1. Piping for inlet connections designed to prevent backflow.
2. Piping for pressure relief devices.

TABLE 5003.1.1(1) MAXIMUM ALLOWABLE QUANTITY PER CONTROL AREA OF HAZARDOUS MATERIALS POSING A PHYSICAL HAZARD^{a, f, m, n, p}

MATERIAL	CLASS	GROUP WHEN THE MAXIMUM ALLOWABLE QUANTITY IS EXCEEDED	STORAGE ^b			USE-CLOSED SYSTEMS ^b			USE-OPEN SYSTEMS ^b		
			Solid pounds (cubic feet)	Liquid gallons (pounds)	Gas cubic feet at NTP	Solid pounds (cubic feet)	Liquid gallons (pounds)	Gas cubic feet at NTP	Solid pounds (cubic feet)	Liquid gallons (pounds)	Liquid gallons (pounds)
Combustible dust	Not Applicable	H-2	See Note q	Not Applicable	Not Applicable	See Note q	See Note q	Not Applicable	Not Applicable	Not Applicable	Not Applicable
Combustible fiber	Loose Baled ^o	H-3	(100) (1,000)	Not Applicable	Not Applicable	(100) (1,000)	Not Applicable	Not Applicable	Not Applicable	Not Applicable	Not Applicable
Combustible liquid ^{d, i}	II IIIA IIIB	H-2 or H-3 H-2 or H-3 Not Applicable	Not Applicable	120 ^{d, e} 330 ^{d, e} 13,200 ^{e, f}	Not Applicable	Not Applicable	Not Applicable	120 ^d 330 ^d 13,200 ^f	Not Applicable	Not Applicable	30 ^d 80 ^d 3,300 ^f
Cryogenic Flammable	Not Applicable	H-2	Not Applicable	45 ^d	Not Applicable	Not Applicable	Not Applicable	45 ^d	Not Applicable	Not Applicable	10 ^d
Consumer fireworks	1.4G	H-3	125 ^{d, e, 1}	Not Applicable	Not Applicable	Not Applicable	Not Applicable	Not Applicable	Not Applicable	Not Applicable	Not Applicable
Cryogenic Oxidizing	Not Applicable	H-3	Not Applicable	45 ^d	Not Applicable	Not Applicable	Not Applicable	45 ^d	Not Applicable	Not Applicable	10 ^d
Explosives	Division 1.1	H-1	1 ^{e, g}	(1) ^{e, g}	Not Applicable	0.25 ^g	(0.25) ^g	0.25 ^g	(0.25) ^g	Not Applicable	(0.25) ^g
	Division 1.2	H-1	1 ^{e, g}	(1) ^{e, g}	Not Applicable	0.25 ^g	(0.25) ^g	0.25 ^g	(0.25) ^g	Not Applicable	(0.25) ^g
	Division 1.3	H-1 or H-2	5 ^{e, g}	(5) ^{e, g}	Not Applicable	1 ^g	(1) ^g	1 ^g	(1) ^g	Not Applicable	(1) ^g
	Division 1.4	H-3	50 ^{e, g}	(50) ^{e, g}	Not Applicable	50 ^g	(50) ^g	50 ^g	(50) ^g	Not Applicable	Not Applicable
	Division 1.4G	H-3	125 ^{d, e, 1}	Not Applicable	Not Applicable	Not Applicable	Not Applicable	Not Applicable	Not Applicable	Not Applicable	Not Applicable
	Division 1.5 Division 1.6	H-1 H-1	1 ^{e, g} 1 ^{e, g}	(1) ^{e, g} 1 ^{e, g}	Not Applicable	Not Applicable	Not Applicable	Not Applicable	Not Applicable	Not Applicable	Not Applicable
Flammable gas	Gaseous Liquefied	H-2	Not Applicable	Not Applicable (150) ^{d, e}	Not Applicable	Not Applicable	Not Applicable	Not Applicable	Not Applicable	1,000 ^{d, e} Not Applicable	Not Applicable
Flammable liquid ^f	IA IB and IC	H-2 or H-3	Not Applicable	30 ^{d, e} 120 ^{d, e}	Not Applicable	Not Applicable	Not Applicable	30 ^d 120 ^d	Not Applicable	Not Applicable	10 ^d 30 ^d
Flammable liquid, combination (IA, IB, IC)	Not Applicable	H-2 or H-3	Not Applicable	120 ^{d, e, h}	Not Applicable	Not Applicable	Not Applicable	120 ^{d, h}	Not Applicable	Not Applicable	30 ^{d, h}
Flammable solid	Not Applicable	H-3	125 ^{d, e}	Not Applicable	Not Applicable	125 ^d	Not Applicable	Not Applicable	Not Applicable	Not Applicable	Not Applicable

(continued)

TABLE 5003.1.1(1)—continued
 MAXIMUM ALLOWABLE QUANTITY PER CONTROL AREA OF HAZARDOUS MATERIALS POSING A PHYSICAL HAZARD^{a, i, m, n, p}

MATERIAL	CLASS	GROUP WHEN THE MAXIMUM ALLOWABLE QUANTITY IS EXCEEDED	STORAGE ^b			USE-CLOSED SYSTEMS ^c					USE-OPEN SYSTEMS ^d			
			Solid pounds (cubic feet)	Liquid gallons (pounds)	Gas cubic feet at NTP	Solid pounds (cubic feet)	Liquid gallons (pounds)	Gas cubic feet at NTP	Liquid gallons (pounds)	Gas cubic feet at NTP	Solid pounds (cubic feet)	Liquid gallons (pounds)		
Inert Gas	Gaseous	Not Applicable	Not Applicable	Not Applicable	Not Limited	Not Applicable	Not Applicable	Not Limited	Not Applicable	Not Limited	Not Applicable	Not Applicable	Not Applicable	
			Applicable	Applicable	Limited	Applicable	Applicable	Limited	Applicable	Limited	Applicable	Applicable	Applicable	
			Not Applicable	Not Applicable	Limited	Not Applicable	Not Applicable	Limited	Not Applicable	Not Applicable	Limited	Not Applicable	Not Applicable	Not Applicable
			Applicable	Applicable	Limited	Applicable	Applicable	Limited	Applicable	Applicable	Limited	Applicable	Applicable	Applicable
Cryogenic Inert	Liquefied	Not Applicable	Not Applicable	Not Applicable	Not Limited	Not Applicable	Not Applicable	Not Limited	Not Applicable	Not Limited	Not Applicable	Not Applicable	Not Applicable	
			Applicable	Applicable	Limited	Applicable	Applicable	Limited	Applicable	Limited	Applicable	Applicable	Applicable	
			Not Applicable	Not Applicable	Limited	Not Applicable	Not Applicable	Limited	Not Applicable	Not Applicable	Limited	Not Applicable	Not Applicable	Not Applicable
			Applicable	Applicable	Limited	Applicable	Applicable	Limited	Applicable	Applicable	Limited	Applicable	Applicable	Applicable
			Not Applicable	Not Applicable	Limited	Not Applicable	Not Applicable	Limited	Not Applicable	Not Applicable	Limited	Not Applicable	Not Applicable	Not Applicable
Organic peroxide	Gaseous	Not Applicable	Not Applicable	Not Applicable	Not Limited	Not Applicable	Not Applicable	Not Limited	Not Applicable	Not Limited	Not Applicable	Not Applicable	Not Applicable	
			Applicable	Applicable	Limited	Applicable	Applicable	Limited	Applicable	Limited	Applicable	Applicable	Applicable	
			Not Applicable	Not Applicable	Limited	Not Applicable	Not Applicable	Limited	Not Applicable	Not Applicable	Limited	Not Applicable	Not Applicable	Not Applicable
			Applicable	Applicable	Limited	Applicable	Applicable	Limited	Applicable	Applicable	Limited	Applicable	Applicable	Applicable
			Not Applicable	Not Applicable	Limited	Not Applicable	Not Applicable	Limited	Not Applicable	Not Applicable	Limited	Not Applicable	Not Applicable	Not Applicable
Oxidizer	Liquefied	Not Applicable	Not Applicable	Not Applicable	Not Limited	Not Applicable	Not Applicable	Not Limited	Not Applicable	Not Limited	Not Applicable	Not Applicable	Not Applicable	
			Applicable	Applicable	Limited	Applicable	Applicable	Limited	Applicable	Limited	Applicable	Applicable	Applicable	
			Not Applicable	Not Applicable	Limited	Not Applicable	Not Applicable	Limited	Not Applicable	Not Applicable	Limited	Not Applicable	Not Applicable	Not Applicable
			Applicable	Applicable	Limited	Applicable	Applicable	Limited	Applicable	Applicable	Limited	Applicable	Applicable	Applicable
Oxidizing gas	Gaseous	Not Applicable	Not Applicable	Not Applicable	Not Limited	Not Applicable	Not Applicable	Not Limited	Not Applicable	Not Limited	Not Applicable	Not Applicable	Not Applicable	
			Applicable	Applicable	Limited	Applicable	Applicable	Limited	Applicable	Limited	Applicable	Applicable	Applicable	
			Not Applicable	Not Applicable	Limited	Not Applicable	Not Applicable	Limited	Not Applicable	Not Applicable	Limited	Not Applicable	Not Applicable	Not Applicable
			Applicable	Applicable	Limited	Applicable	Applicable	Limited	Applicable	Applicable	Limited	Applicable	Applicable	Applicable
Pyrophoric	Not Applicable	Not Applicable	Not Applicable	Not Applicable	Not Limited	Not Applicable	Not Applicable	Not Limited	Not Applicable	Not Limited	Not Applicable	Not Applicable	Not Applicable	
			Applicable	Applicable	Limited	Applicable	Applicable	Limited	Applicable	Limited	Applicable	Applicable	Applicable	
			Not Applicable	Not Applicable	Limited	Not Applicable	Not Applicable	Limited	Not Applicable	Not Applicable	Limited	Not Applicable	Not Applicable	Not Applicable
Unstable (reactive)	Gaseous	Not Applicable	Not Applicable	Not Applicable	Not Limited	Not Applicable	Not Applicable	Not Limited	Not Applicable	Not Limited	Not Applicable	Not Applicable	Not Applicable	
			Applicable	Applicable	Limited	Applicable	Applicable	Limited	Applicable	Limited	Applicable	Applicable	Applicable	
			Not Applicable	Not Applicable	Limited	Not Applicable	Not Applicable	Limited	Not Applicable	Not Applicable	Limited	Not Applicable	Not Applicable	Not Applicable
			Applicable	Applicable	Limited	Applicable	Applicable	Limited	Applicable	Applicable	Limited	Applicable	Applicable	Applicable
Water reactive	Liquefied	Not Applicable	Not Applicable	Not Applicable	Not Limited	Not Applicable	Not Applicable	Not Limited	Not Applicable	Not Limited	Not Applicable	Not Applicable	Not Applicable	
			Applicable	Applicable	Limited	Applicable	Applicable	Limited	Applicable	Limited	Applicable	Applicable	Applicable	
			Not Applicable	Not Applicable	Limited	Not Applicable	Not Applicable	Limited	Not Applicable	Not Applicable	Limited	Not Applicable	Not Applicable	Not Applicable

For SI: 1 cubic foot = 0.02832 m³, 1 pound = 0.454 kg, 1 gallon = 3.785 L.

a. For use of control areas, see Section 5003.8.3.

b. The aggregate quantity in use and storage shall not exceed the quantity listed for storage.

c. The quantities of alcoholic beverages in retail and wholesale sales occupancies shall not be limited providing the liquids are packaged in individual containers not exceeding 1.3 gallons. In retail and wholesale sales occupancies, the quantities of medicines, foodstuffs, consumer or industrial products, and cosmetics containing not more than 50 percent by volume of water-miscible liquids with the remainder of the solutions not being flammable shall not be limited, provided that such materials are packaged in individual containers not exceeding 1.3 gallons.

d. Maximum allowable quantities shall be increased 100 percent in buildings equipped throughout with an approved automatic sprinkler system in accordance with Section 903.3.1.1. Where Note e also applies, the increase for both notes shall be applied cumulatively.

(continued)

TABLE 5003.1.1(1)—continued
MAXIMUM ALLOWABLE QUANTITY PER CONTROL AREA OF HAZARDOUS MATERIALS POSING A PHYSICAL HAZARD^{a, l, m, n, p}

- e. Maximum allowable quantities shall be increased 100 percent when stored in approved storage cabinets, day boxes, gas cabinets, exhausted enclosures, or listed safety cans. Listed safety cans shall be in accordance with Section 5003.9.10. Where Note d also applies, the increase for both notes shall be applied accumulatively.
- f. Quantities shall not be limited in a building equipped throughout with an approved automatic sprinkler system in accordance with Section 903.3.1.1.
- g. Allowed only in buildings equipped throughout with an approved automatic sprinkler system.
- h. Containing not more than the maximum allowable quantity per control area of Class IA, Class IB or Class IC flammable liquids.
- i. The maximum allowable quantity shall not apply to fuel oil storage complying with Section 603.3.2.
- j. Quantities in parenthesis indicate quantity units in parenthesis at the head of each column.
- k. A maximum quantity of 200 pounds of solid or 20 gallons of liquid Class 3 oxidizers is allowed when such materials are necessary for maintenance purposes, operation or sanitation of equipment when the storage containers and the manner of storage are approved.
 - 1. Net weight of pyrotechnic composition of the fireworks. Where the net weight of the pyrotechnic composition of the fireworks is not known, 25 percent of the gross weight of the fireworks including packaging shall be used.
 - m. For gallons of liquids, divide the amount in pounds by 10 in accordance with Section 5003.1.2.
 - n. For storage and display quantities in Group M and storage quantities in Group S occupancies complying with Section 5003.11, see Table 5003.11.1.
 - o. Densely-packed baled cotton that complies with the packing requirements of ISO 8115 shall not be included in this material class.
 - p. The following shall not be included in determining the maximum allowable quantities:
 - 1. Liquid or gaseous fuel in fuel tanks on vehicles.
 - 2. Liquid or gaseous fuel in fuel tanks on motorized equipment operated in accordance with this code.
 - 3. Gaseous fuels in piping systems and fixed appliances regulated by the *California Mechanical Code*.
 - 4. Liquid fuels in piping systems and fixed appliances, regulated by the *California Mechanical Code*.
 - q. Where manufactured, generated or used in such a manner that the concentration and conditions create a fire or explosion hazard based on information prepared in accordance with Section 104.7.2.

TABLE 5003.1.1(2)
 MAXIMUM ALLOWABLE QUANTITY PER CONTROL AREA OF HAZARDOUS MATERIAL POSING A HEALTH HAZARD^{a, b, c, h, i}

MATERIAL	STORAGE ^d		USE-CLOSED SYSTEMS ^d			USE-OPEN SYSTEMS ^d		
	Solid pounds ^{e, f}	Liquid gallons (pounds) ^{e, f}	Gas cubic feet at NTP (pounds) ^g	Solid pounds ^e	Liquid gallons (pounds) ^g	Gas cubic feet at NTP (pounds) ^g	Solid pounds ^e	Liquid gallons (pounds) ^g
Corrosives	5,000	500	Gaseous 810 ^f Liquefied (150)	5,000	500	Gaseous 810 ^f Liquefied (150)	1,000	100
Highly Toxics	10	(10)	Gaseous 20 ^g Liquefied (4) ^g	10	(10)	Gaseous 20 ^g Liquefied (4) ^g	3	(3)
Toxics	500	(500)	Gaseous 810 ^f Liquefied (150) ^f	500	(500)	Gaseous 810 ^f Liquefied (150) ^f	125	(125)

For SI: 1 cubic foot = 0.02832 m³, 1 pound = 0.454 kg, 1 gallon = 3.785 L.

- a. For use of control areas, see Section 5003.8.3.
- b. In retail and wholesale sales occupancies, the quantities of medicines, foodstuffs, consumer or industrial products, and cosmetics, containing not more than 50 percent by volume of water-miscible liquids and with the remainder of the solutions not being flammable, shall not be limited, provided that such materials are packaged in individual containers not exceeding 1.3 gallons.
- c. For storage and display quantities in Group M and storage quantities in Group S occupancies complying with Section 5003.1.1, see Table 5003.1.1, 1.1.
- d. The aggregate quantity in use and storage shall not exceed the quantity listed for storage.
- e. Maximum allowable quantities shall be increased 100 percent in buildings equipped throughout with an approved automatic sprinkler system in accordance with Section 903.3.1.1. Where Note f also applies, the increase for both notes shall be applied accumulatively.
- f. Maximum allowable quantities shall be increased 100 percent when stored in approved storage cabinets, gas cabinets or exhausted enclosures. Where Note e also applies, the increase for both notes shall be applied accumulatively.
- g. Allowed only when stored in approved exhausted gas cabinets or exhausted enclosures.
- h. Quantities in parentheses indicate quantity units in parentheses at the head of each column.
- i. For gallons of liquids, divide the amount in pounds by 10 in accordance with Section 5003.1.2.

TABLE 5003.1.1(3) MAXIMUM ALLOWABLE QUANTITY PER CONTROL AREA OF HAZARDOUS MATERIALS POSING A PHYSICAL HAZARD IN AN OUTDOOR CONTROL AREA^{a,b,c,d}

MATERIAL	CLASS	STORAGE ^b				USE-CLOSED SYSTEMS ^b				USE-OPEN SYSTEMS ^b			
		Solid pounds (cubic feet)	Liquid gallons (pounds) ^d	Gas cubic feet at NTP	Solid pounds (cubic feet)	Liquid gallons (pounds) ^d	Gas cubic feet at NTP	Solid pounds (cubic feet)	Liquid gallons (pounds) ^d	Solid pounds (cubic feet)	Liquid gallons (pounds) ^d	Gas cubic feet at NTP	Solid pounds (cubic feet)
Flammable gas	Gaseous Liquefied	Not Applicable	Not Applicable (300)	3,000 Not Applicable	Not Applicable	Not Applicable (150)	1,500 Not Applicable	Not Applicable	Not Applicable	Not Applicable	Not Applicable	Not Applicable	Not Applicable
Flammable solid	Not Applicable	500	Not Applicable	Not Applicable	250	Not Applicable	Not Applicable	50	Not Applicable	Not Applicable	Not Applicable	Not Applicable	Not Applicable
Inert Gas	Gaseous Liquefied	Not Applicable	Not Applicable	Not Limited	Not Applicable	Not Applicable	Not Limited	Not Applicable	Not Applicable	Not Applicable	Not Limited	Not Applicable	Not Applicable
Cryogenic inert	Not Applicable	Not Applicable	Not Applicable	Not Limited	Not Applicable	Not Applicable	Not Limited	Not Applicable	Not Applicable	Not Applicable	Not Limited	Not Applicable	Not Applicable
Organic peroxide	Unclassified Detonable	1	(1)	Not Applicable	0.25	(0.25)	Not Applicable	0.25	(0.25)	Not Applicable	Not Applicable	0.25	(0.25)
Organic peroxide	I	20	(20)	10	10	(10)	Not Applicable	2	(2)	Not Applicable	Not Applicable	2	(2)
	II	200	(200)	100	100	(100)	Not Applicable	20	(20)	Not Applicable	Not Applicable	20	(20)
	III	500	(500)	250	250	(250)	Not Applicable	50	(50)	Not Applicable	Not Applicable	50	(50)
	IV	1,000	(1,000)	500	500	(500)	Not Applicable	100	(100)	Not Applicable	Not Applicable	100	(100)
	V	Not Limited	Not Limited	Not Limited	Not Limited	Not Limited	Not Limited	Not Limited	Not Limited	Not Limited	Not Limited	Not Limited	Not Limited
Oxidizer	4	2	(2)	1	1	(1)	Not Applicable	0.25	(0.25)	Not Applicable	Not Applicable	0.25	(0.25)
	3	40	(40)	20	20	(20)	Not Applicable	4	(4)	Not Applicable	Not Applicable	4	(4)
	2	1,000	(1,000)	500	500	(500)	Not Limited	Not Limited	Not Limited	Not Limited	Not Limited	Not Limited	Not Limited
	1	Not Limited	Not Limited	Not Limited	Not Limited	Not Limited	Not Limited	Not Limited	Not Limited	Not Limited	Not Limited	Not Limited	Not Limited
Oxidizing gas	Gaseous Liquefied	Not Applicable	Not Applicable (600)	6,000 Not Applicable	Not Applicable	Not Applicable (300)	1,500 Not Applicable	Not Applicable	Not Applicable	Not Applicable	Not Applicable	Not Applicable	Not Applicable
	Not Applicable	8	(8)	100	4	(4)	10	0	0	0	0	0	0
Pyrophoric materials	4	2	(2)	20	1	(1)	2	0.25	(0.25)	1	(1)	0.25	(0.25)
	3	20	(20)	200	10	(10)	10	1	1	10	1	1	10
	2	200	(200)	1,000	100	(100)	250	10	10	10	10	10	10
Unstable (reactive)	1	Not Limited	Not Limited	1,500	Not Limited	Not Limited	Not Limited	Not Limited	Not Limited	Not Limited	Not Limited	Not Limited	Not Limited
	3	20	(20)	Not Applicable	10	(10)	Not Applicable	1	(1)	Not Applicable	1	(1)	Not Applicable
Water reactive	2	200	(200)	Not Applicable	100	(100)	Not Applicable	10	(10)	Not Applicable	10	(10)	Not Applicable
	1	Not Limited	Not Limited	Applicable	Not Limited	Not Limited	Applicable	Not Limited	Not Limited	Not Limited	Applicable	Not Limited	Not Limited

For SI: 1 pound = 0.454 kg, 1 gallon = 3.785 L, 1 cubic foot = 0.02832 m³.
 a. For gallons of liquids, divide the amount in pounds by 10 in accordance with Section 5003.1.2.
 b. The aggregate quantities in storage and use shall not exceed the quantity listed for storage.
 c. The aggregate quantity of nonflammable solid and nonflammable or noncombustible liquid hazardous materials allowed in outdoor storage per single property under the same ownership or control used for retail or wholesale sales is allowed to exceed the maximum allowable quantity per control area when such storage is in accordance with Section 5003.11.
 d. Quantities in parentheses indicate quantity units in parentheses at the head of each column.

TABLE 5003.1.1(4)
MAXIMUM ALLOWABLE QUANTITY PER CONTROL AREA OF HAZARDOUS MATERIALS POSING A HEALTH HAZARD IN AN OUTDOOR CONTROL AREA^{a, b, c, f}

MATERIAL	STORAGE			USE-CLOSED SYSTEMS			USE-OPEN SYSTEMS		
	Solid pounds	Liquid gallons (pounds)	Gas cubic feet at NTP (pounds)	Solid pounds	Liquid gallons (pounds)	Gas cubic feet at NTP (pounds)	Solid pounds	Liquid gallons (pounds)	Gas cubic feet at NTP (pounds)
Corrosives	20,000	2,000	Gaseous 1,620 Liquefied (300)	10,000	1,000	Gaseous 810 Liquefied (150)	1,000	100	
Highly toxics	20	(20)	Gaseous 40 ^d Liquefied (8) ^d	10	(10)	Gaseous 20 ^d Liquefied (4) ^d	3	(3)	
Toxics	1,000	(1,000) ^e	Gaseous 1,620 Liquefied (300)	500	50 ^e	Gaseous 810 Liquefied (150)	125	(125) ^e	

For SI: 1 cubic foot = 0.02832 m³, 1 pound = 0.454 kg, 1 gallon = 3.785 L, 1 pound per square inch absolute = 6.895 kPa, °C = [(°F)-32]/1.8).

- a. For gallons of liquids, divide the amount in pounds by 10 in accordance with Section 5003.1.2.
- b. The aggregate quantities in storage and use shall not exceed the quantity listed for storage.
- c. The aggregate quantity of nonflammable solid and nonflammable or noncombustible liquid hazardous materials allowed in outdoor storage per single property under the same ownership or control used for retail or wholesale sales is allowed to exceed the maximum allowable quantity per control area when such storage is in accordance with Section 5003.1.1.
- d. Allowed only when used in approved exhausted gas cabinets, exhausted enclosures or under fume hoods.
- e. The maximum allowable quantity per control area for toxic liquids with vapor pressures in excess of 1 psia at 77°F shall be the maximum allowable quantity per control area listed for highly toxic liquids.
- f. Quantities in parentheses indicate quantity units in parentheses at the head of each column.

5003.2.2.2 Additional regulations for supply piping for health-hazard materials. Supply piping and tubing for gases and liquids having a health-hazard ranking of 3 or 4 in accordance with NFPA 704 shall be in accordance with ASME B31.3 and the following:

1. Piping and tubing utilized for the transmission of highly toxic, toxic or highly volatile corrosive liquids and gases shall have welded, threaded or flanged connections throughout except for connections located within a ventilated enclosure if the material is a gas, or an approved method of drainage or containment is provided for connections if the material is a liquid.
2. Piping and tubing shall not be located within corridors, within any portion of a means of egress required to be enclosed in fire-resistance-rated construction or in concealed spaces in areas not classified as Group H occupancies.

Exception: Piping and tubing within the space defined by the walls of corridors and the floor or roof above or in concealed spaces above other occupancies when installed in accordance with Section 415.10.6.4 of the *California Building Code* for Group H-5 occupancies.

5003.2.3 Equipment, machinery and alarms. Equipment, machinery and required detection and alarm systems associated with the use, storage or handling of hazardous materials shall be listed or approved.

5003.2.4 Installation of tanks. Installation of tanks shall be in accordance with Sections 5003.2.4.1 through 5003.2.4.2.1.

5003.2.4.1 Underground tanks. Underground tanks used for the storage of liquid hazardous materials shall be provided with secondary containment. In lieu of providing secondary containment for an underground tank, an above-ground tank in an underground vault complying with Section 5704.2.8 shall be permitted.

5003.2.4.2 Above-ground tanks. Above-ground stationary tanks used for the storage of hazardous materials shall be located and protected in accordance with the requirements for outdoor storage of the particular material involved.

Exception: Above-ground tanks that are installed in vaults complying with Section 5303.16 or 5704.2.8 shall not be required to comply with location and protection requirements for outdoor storage.

5003.2.4.2.1 Marking. Above-ground stationary tanks shall be marked as required by Section 5003.5.

5003.2.5 Empty containers and tanks. Empty containers and tanks previously used for the storage of hazardous materials shall be free from residual material and vapor as defined by DOTn, the Resource Conservation and Recovery Act (RCRA) or other regulating authority or maintained as specified for the storage of hazardous material.

5003.2.6 Maintenance. In addition to the requirements of Section 5003.2.3, equipment, machinery and required

detection and alarm systems associated with hazardous materials shall be maintained in an operable condition. Defective containers, cylinders and tanks shall be removed from service, repaired or disposed of in an approved manner. Defective equipment or machinery shall be removed from service and repaired or replaced. Required detection and alarm systems shall be replaced or repaired where defective.

5003.2.6.1 Tanks out of service for 90 days. Stationary tanks not used for a period of 90 days shall be properly safeguarded or removed in an approved manner. Such tanks shall have the fill line, gauge opening and pump connection secured against tampering. Vent lines shall be properly maintained.

5003.2.6.1.1 Return to service. Tanks that are to be placed back in service shall be tested in an approved manner.

5003.2.6.2 Defective containers and tanks. Defective containers and tanks shall be removed from service, repaired in accordance with approved standards or disposed of in an approved manner.

5003.2.7 Liquid-level limit control. Atmospheric tanks having a capacity greater than 500 gallons (1893 L) and which contain hazardous material liquids shall be equipped with a liquid-level limit control or other approved means to prevent overfilling of the tank.

5003.2.8 Seismic protection. Machinery and equipment utilizing hazardous materials shall be braced and anchored in accordance with the seismic design requirements of the *California Building Code* for the seismic design category in which the machinery or equipment is classified.

5003.2.9 Testing. The equipment, devices and systems listed in Section 5003.2.9.1 shall be tested at the time of installation and at one of the intervals listed in Section 5003.2.9.2. Written records of the tests conducted or maintenance performed shall be maintained in accordance with the provisions of Section 107.2.1.

Exceptions:

1. Periodic testing shall not be required where approved written documentation is provided stating that testing will damage the equipment, device or system and the equipment, device or system is maintained as specified by the manufacturer.
2. Periodic testing shall not be required for equipment, devices and systems that fail in a fail-safe manner.
3. Periodic testing shall not be required for equipment, devices and systems that self-diagnose and report trouble. Records of the self-diagnosis and trouble reporting shall be made available to the fire code official.
4. Periodic testing shall not be required if system activation occurs during the required test cycle for the components activated during the test cycle.

5. Approved maintenance in accordance with Section 5003.2.6 that is performed not less than annually or in accordance with an approved schedule shall be allowed to meet the testing requirements set forth in Sections 5003.2.9.1 and 5003.2.9.2.

5003.2.9.1 Equipment, devices and systems requiring testing. The following equipment, systems and devices shall be tested in accordance with Sections 5003.2.9 and 5003.2.9.2.

1. Gas detection systems, alarms and automatic emergency shutoff valves required by Section 6004.2.2.10 for highly toxic and toxic gases.
2. Limit control systems for liquid level, temperature and pressure required by Sections 5003.2.7, 5004.8 and 5005.1.4.
3. Emergency alarm systems and supervision required by Sections 5004.9 and 5005.4.4.
4. Monitoring and supervisory systems required by Sections 5004.10 and 5005.1.6.
5. Manually activated shutdown controls required by Section 6403.1.1.1 for compressed gas systems conveying pyrophoric gases.

5003.2.9.2 Testing frequency. The equipment, systems and devices listed in Section 5003.2.9.1 shall be tested at one of the frequencies listed below:

1. Not less than annually;
2. In accordance with the approved manufacturer's requirements;
3. In accordance with approved recognized industry standards; or
4. In accordance with an approved schedule.

5003.3 Release of hazardous materials. Hazardous materials in any quantity shall not be released into a sewer, storm drain, ditch, drainage canal, creek, stream, river, lake or tidal waterway or on the ground, sidewalk, street, highway or into the atmosphere.

Exceptions:

1. The release or emission of hazardous materials is allowed when in compliance with federal, state or local governmental agencies, regulations or permits.
2. The release of pesticides is allowed when used in accordance with registered label directions.
3. The release of fertilizer and soil amendments is allowed when used in accordance with manufacturer's specifications.

5003.3.1 Unauthorized discharges. When hazardous materials are released in quantities reportable under state, federal or local regulations, the fire code official shall be notified and the following procedures required in accordance with Sections 5003.3.1.1 through 5003.3.1.4.

5003.3.1.1 Records. Accurate records shall be kept of the unauthorized discharge of hazardous materials by the permittee.

5003.3.1.2 Preparation. Provisions shall be made for controlling and mitigating unauthorized discharges.

5003.3.1.3 Control. When an unauthorized discharge caused by primary container failure is discovered, the involved primary container shall be repaired or removed from service.

5003.3.1.4 Responsibility for cleanup. The person, firm or corporation responsible for an unauthorized discharge shall institute and complete all actions necessary to remedy the effects of such unauthorized discharge, whether sudden or gradual, at no cost to the jurisdiction. When deemed necessary by the fire code official, cleanup may be initiated by the fire department or by an authorized individual or firm. Costs associated with such cleanup shall be borne by the owner, operator or other person responsible for the unauthorized discharge.

5003.4 Material Safety Data Sheets. Material Safety Data Sheets (MSDS) shall be readily available on the premises for hazardous materials regulated by this chapter. When a hazardous substance is developed in a laboratory, available information shall be documented.

Exception: Designated hazardous waste.

5003.5 Hazard identification signs. Unless otherwise exempted by the fire code official, visible hazard identification signs as specified in NFPA 704 for the specific material contained shall be placed on stationary containers and above-ground tanks and at entrances to locations where hazardous materials are stored, dispensed, used or handled in quantities requiring a permit and at specific entrances and locations designated by the fire code official.

5003.5.1 Markings. Individual containers, cartons or packages shall be conspicuously marked or labeled in an approved manner. Rooms or cabinets containing compressed gases shall be conspicuously labeled: COMPRESSED GAS.

5003.6 Signs. Signs and markings required by Sections 5003.5 and 5003.5.1 shall not be obscured or removed, shall be in English as a primary language or in symbols allowed by this code, shall be durable, and the size, color and lettering shall be approved.

5003.7 Sources of ignition. Sources of ignition shall comply with Sections 5003.7.1 through 5003.7.3.

5003.7.1 Smoking. Smoking shall be prohibited and "No Smoking" signs provided as follows:

1. In rooms or areas where hazardous materials are stored or dispensed or used in open systems in amounts requiring a permit in accordance with Section 5001.5.
2. Within 25 feet (7620 mm) of outdoor storage, dispensing or open use areas.
3. Facilities or areas within facilities that have been designated as totally "no smoking" shall have "No Smoking" signs placed at all entrances to the facility or area. Designated areas within such facilities where smoking is permitted either permanently or

HAZARDOUS MATERIALS—GENERAL PROVISIONS

temporarily, shall be identified with signs designating that smoking is permitted in these areas only.

- 4. In rooms or areas where flammable or combustible hazardous materials are stored, dispensed or used.

Signs required by this section shall be in English as a primary language or in symbols allowed by this code and shall comply with Section 310.

5003.7.2 Open flames. Open flames and high-temperature devices shall not be used in a manner which creates a hazardous condition and shall be listed for use with the hazardous materials stored or used.

5003.7.3 Industrial trucks. Powered industrial trucks used in areas designated as hazardous (classified) locations in accordance with *California Electrical Code* shall be listed and labeled for use in the environment intended in accordance with NFPA 505.

5003.8 Construction requirements. Buildings, control areas, enclosures and cabinets for hazardous materials shall be in accordance with Sections 5003.8.1 through 5003.8.6.3.

5003.8.1 Buildings. Buildings, or portions thereof, in which hazardous materials are stored, handled or used

shall be constructed in accordance with the *California Building Code*.

5003.8.2 Required detached buildings. Group H occupancies containing quantities of hazardous materials in excess of those set forth in Table 5003.8.2 shall be in detached buildings.

5003.8.3 Control areas. Control areas shall comply with Sections 5003.8.3.1 through 5003.8.3.5.

5003.8.3.1 Construction requirements. Control areas shall be separated from each other by fire barriers constructed in accordance with Section 707 of the *California Building Code* or horizontal assemblies constructed in accordance with Section 711 of the *California Building Code*, or both.

5003.8.3.2 Percentage of maximum allowable quantities. The percentage of maximum allowable quantities of hazardous materials per control area allowed at each floor level within a building shall be in accordance with Table 5003.8.3.2.

5003.8.3.3 Number. The maximum number of control areas per floor within a building shall be in accordance with Table 5003.8.3.2.

**TABLE 5003.8.2
DETACHED BUILDING REQUIRED**

A DETACHED BUILDING IS REQUIRED WHEN THE QUANTITY OF MATERIAL EXCEEDS THAT LISTED HEREIN			
Material	Class	Solids and liquids (tons) ^{a, b}	Gases (cubic feet) ^{a, b}
Explosives	Division 1.1	Maximum Allowable Quantity	Not Applicable
	Division 1.2	Maximum Allowable Quantity	
	Division 1.3	Maximum Allowable Quantity	
	Division 1.4	Maximum Allowable Quantity	
	Division 1.4 ^c	1	
	Division 1.5	Maximum Allowable Quantity	
	Division 1.6	Maximum Allowable Quantity	
Oxidizers	Class 4	Maximum Allowable Quantity	Maximum Allowable Quantity
Unstable (reactives) detonable	Class 3 or 4	Maximum Allowable Quantity	Maximum Allowable Quantity
Oxidizer, liquids and solids	Class 3	1,200	Not Applicable
	Class 2	2,000	
Organic peroxides	Detonable	Maximum Allowable Quantity	Not Applicable
	Class I	Maximum Allowable Quantity	
	Class II	25	
	Class III	50	
Unstable (reactives) nondetonable	Class 3	1	2,000
	Class 2	25	10,000
Water reactives	Class 3	1	Not Applicable
	Class 2	25	
Pyrophoric gases	Not Applicable	Not Applicable	2,000

For SI: 1 pound = 0.454 kg, 1 cubic foot = 0.02832 m³, 1 ton = 2000 lbs. = 907.2 kg.

- a. For materials which are detonable, the distance to other buildings or lot lines shall be as specified in the *California Building Code*. For materials classified as explosives, the required separation distances shall be as specified in Chapter 56.
- b. "Maximum Allowable Quantity" means the maximum allowable quantity per control area set forth in Table 5003.1.1(1).
- c. Limited to Division 1.4 materials and articles, including articles packaged for shipment, that are not regulated as an explosive under Bureau of Alcohol, Tobacco, Firearms and Explosives regulations, or unpackaged articles used in process operations that do not propagate a detonation or deflagration between articles, providing the net explosive weight of individual articles does not exceed 1 pound.

TABLE 5003.8.3.2
DESIGN AND NUMBER OF CONTROL AREAS

FLOOR LEVEL		PERCENTAGE OF THE MAXIMUM ALLOWABLE QUANTITY PER CONTROL AREA ^a	NUMBER OF CONTROL AREAS PER FLOOR	FIRE-RESISTANCE RATING FOR FIRE BARRIERS IN HOURS ^b
Above grade plane	Higher than 9	5	1	2
	7-9	5	2	2
	6	12.5	2	2
	5	12.5	2	2
	4	12.5	2	2
	3	50	2	1
	2	75	3	1
	1	100	4	1
Below grade plane	1	75	3	1
	2	50	2	1
	Lower than 2	Not Allowed	Not Allowed	Not Allowed

a. Percentages shall be of the maximum allowable quantity per control area shown in Tables 5003.1.1(1) and 5003.1.1(2), with all increases allowed in the footnotes to those tables.

b. Separation shall include fire barriers and horizontal assemblies as necessary to provide separation from other portions of the building.

5003.8.3.4 Fire-resistance-rating requirements. The required fire-resistance rating for fire barriers shall be in accordance with Table 5003.8.3.2. The floor assembly of the control area and the construction supporting the floor of the control area shall have a fire-resistance rating of not less than 2-hours.

Exception: The floor assembly of the control area and the construction supporting the floor of the control area is allowed to be 1-hour fire-resistance rated in buildings of Type IIA, IIIA and VA construction, provided that both of the following conditions exist:

1. The building is equipped throughout with an automatic sprinkler system in accordance with Section 903.3.1.1; and
2. The building is three stories or less above grade plane.

5003.8.3.5 Hazardous material in Group M display and storage areas and in Group S storage areas. The aggregate quantity of nonflammable solid and nonflammable or noncombustible liquid hazardous materials allowed within a single control area of a Group M display and storage area or a Group S storage area is allowed to exceed the maximum allowable quantities per control area specified in Tables 5003.1.1(1) and 5003.1.1(2) without classifying the building or use as a Group H occupancy, provided that the materials are displayed and stored in accordance with Section 5003.11.

5003.8.4 Gas rooms. Where a gas room is provided to comply with the provisions of Chapter 60, the gas room shall be in accordance with Sections 5003.8.4.1 and 5003.8.4.2.

5003.8.4.1 Construction. Gas rooms shall be protected with an automatic sprinkler system. Gas rooms shall be separated from the remainder of the building in accordance with the requirements of the *California Building*

Code based on the occupancy group into which it has been classified.

5003.8.4.2 Ventilation system. The ventilation system for gas rooms shall be designed to operate at a negative pressure in relation to the surrounding area. Highly toxic and toxic gases shall also comply with Section 6004.2.2.6. The ventilation system shall be installed in accordance with the *California Mechanical Code*.

5003.8.5 Exhausted enclosures. Where an exhausted enclosure is used to increase maximum allowable quantity per control area or when the location of hazardous materials in exhausted enclosures is provided to comply with the provisions of Chapter 60, the exhausted enclosure shall be in accordance with Sections 5003.8.5.1 through 5003.8.5.3.

5003.8.5.1 Construction. Exhausted enclosures shall be of noncombustible construction.

5003.8.5.2 Ventilation. Exhausted enclosures shall be provided with an exhaust ventilation system. The ventilation system for exhausted enclosures shall be designed to operate at a negative pressure in relation to the surrounding area. Ventilation systems used for highly toxic and toxic gases shall also comply with Items 1, 2 and 3 of Section 6004.1.2. The ventilation system shall be installed in accordance with the *California Mechanical Code*.

5003.8.5.3 Fire-extinguishing system. Exhausted enclosures where flammable materials are used shall be protected by an approved automatic fire-extinguishing system in accordance with Chapter 9.

5003.8.6 Gas cabinets. Where a gas cabinet is used to increase the maximum allowable quantity per control area or when the location of compressed gases in gas cabinets is provided to comply with the provisions of Chapter 60, the gas cabinet shall be in accordance with Sections 5003.8.6.1 through 5003.8.6.3.

5003.8.6.1 Construction. Gas cabinets shall be constructed in accordance with the following:

1. Constructed of not less than 0.097-inch (2.5 mm) (No. 12 gage) steel.
2. Be provided with self-closing limited access ports or noncombustible windows to give access to equipment controls.
3. Be provided with self-closing doors.
4. Gas cabinet interiors shall be treated, coated or constructed of materials that are compatible with the hazardous materials stored. Such treatment, coating or construction shall include the entire interior of the cabinet.

5003.8.6.2 Ventilation. Gas cabinets shall be provided with an exhaust ventilation system. The ventilation system for gas cabinets shall be designed to operate at a negative pressure in relation to the surrounding area. Ventilation systems used for highly toxic and toxic gases shall also comply with Items 1, 2 and 3 of Section 6004.1.2. The ventilation system shall be installed in accordance with the *California Mechanical Code*.

5003.8.6.3 Maximum number of cylinders per gas cabinet. The number of cylinders contained in a single gas cabinet shall not exceed three.

5003.8.7 Hazardous materials storage cabinets. Where storage cabinets are used to increase maximum allowable quantity per control area or to comply with this chapter, such cabinets shall be in accordance with Sections 5003.8.7.1 and 5003.8.7.2.

5003.8.7.1 Construction. The interior of cabinets shall be treated, coated or constructed of materials that are nonreactive with the hazardous material stored. Such treatment, coating or construction shall include the entire interior of the cabinet. Cabinets shall either be listed in accordance with UL 1275 as suitable for the intended storage or constructed in accordance with the following:

1. Cabinets shall be of steel having a thickness of not less than 0.0478 inch (1.2 mm) (No. 18 gage). The cabinet, including the door, shall be double walled with a 1½-inch (38 mm) airspace between the walls. Joints shall be riveted or welded and shall be tight fitting. Doors shall be well fitted, self-closing and equipped with a self-latching device.
2. The bottoms of cabinets utilized for the storage of liquids shall be liquid tight to a minimum height of 2 inches (51 mm).

Electrical equipment and devices within cabinets used for the storage of hazardous gases or liquids shall be in accordance with *California Electrical Code*.

5003.8.7.2 Warning markings. Cabinets shall be clearly identified in an approved manner with red letters on a contrasting background to read:

HAZARDOUS—KEEP FIRE AWAY.

5003.9 General safety precautions. General precautions for the safe storage, handling or care of hazardous materials shall be in accordance with Sections 5003.9.1 through 5003.9.10.

5003.9.1 Personnel training and written procedures. Persons responsible for the operation of areas in which hazardous materials are stored, dispensed, handled or used shall be familiar with the chemical nature of the materials and the appropriate mitigating actions necessary in the event of fire, leak or spill.

5003.9.1.1 Fire department liaison. Responsible persons shall be designated and trained to be liaison personnel to the fire department. These persons shall aid the fire department in preplanning emergency responses and identifying the locations where hazardous materials are located, and shall have access to Material Safety Data Sheets and be knowledgeable in the site's emergency response procedures.

5003.9.2 Security. Storage, dispensing, use and handling areas shall be secured against unauthorized entry and safeguarded in a manner approved by the fire code official.

5003.9.3 Protection from vehicles. Guard posts or other approved means shall be provided to protect storage tanks and connected piping, valves and fittings; dispensing areas; and use areas subject to vehicular damage in accordance with Section 312.

5003.9.4 Electrical wiring and equipment. Electrical wiring and equipment shall be installed and maintained in accordance with *California Electrical Code*.

5003.9.5 Static accumulation. When processes or conditions exist where a flammable mixture could be ignited by static electricity, means shall be provided to prevent the accumulation of a static charge.

5003.9.6 Protection from light. Materials that are sensitive to light shall be stored in containers designed to protect them from such exposure.

5003.9.7 Shock padding. Materials that are shock sensitive shall be padded, suspended or otherwise protected against accidental dislodgement and dislodgement during seismic activity.

5003.9.8 Separation of incompatible materials. Incompatible materials in storage and storage of materials that are incompatible with materials in use shall be separated when the stored materials are in containers having a capacity of more than 5 pounds (2 kg) or 0.5 gallon (2 L). Separation shall be accomplished by:

1. Segregating incompatible materials in storage by a distance of not less than 20 feet (6096 mm).
2. Isolating incompatible materials in storage by a noncombustible partition extending not less than 18 inches (457 mm) above and to the sides of the stored material.
3. Storing liquid and solid materials in hazardous material storage cabinets.
4. Storing compressed gases in gas cabinets or exhausted enclosures in accordance with Sections 5003.8.5 and 5003.8.6. Materials that are incompati-

ble shall not be stored within the same cabinet or exhausted enclosure.

5003.9.9 Shelf storage. Shelving shall be of substantial construction, and shall be braced and anchored in accordance with the seismic design requirements of the *California Building Code* for the seismic zone in which the material is located. Shelving shall be treated, coated or constructed of materials that are compatible with the hazardous materials stored. Shelves shall be provided with a lip or guard when used for the storage of individual containers.

Exceptions:

1. Storage in hazardous material storage cabinets or laboratory furniture specifically designed for such use.
2. Storage of hazardous materials in amounts not requiring a permit in accordance with Section 5001.5.

Shelf storage of hazardous materials shall be maintained in an orderly manner.

5003.9.10 Safety cans. Safety cans shall be listed in accordance with UL 30 when used to increase the maximum allowable quantities per control area of flammable or combustible liquids in accordance with Table 5003.1.1(1). Safety cans listed in accordance with UL 1313 are allowed for flammable and combustible liquids when not used to increase the maximum allowable quantities per control area and for other hazardous material liquids in accordance with the listing.

5003.10 Handling and transportation. In addition to the requirements of Section 5003.2, the handling and transportation of hazardous materials in corridors *elevators* and exit enclosures for stairways and ramps shall be in accordance with Sections 5003.10.1 through *5003.10.4.4*.

5003.10.1 Valve protection. Hazardous material gas containers, cylinders and tanks in transit shall have their protective caps in place. Containers, cylinders and tanks of highly toxic or toxic compressed gases shall have their valve outlets capped or plugged with an approved closure device in accordance with Chapter 53.

5003.10.2 Carts and trucks required. Liquids in containers exceeding 5 gallons (19 L) in a *corridor or exit* enclosure for a stairway or ramp shall be transported within *corridors or exit* enclosures, shall be on a cart or truck. Containers of hazardous materials having a hazard ranking of 3 or 4 in accordance with NFPA 704 and transported within corridors or interior exit stairways and ramps, shall be on a cart or truck. Where carts and trucks are required for transporting hazardous materials, they shall be in accordance with Section 5003.10.3. *Exceptions 1 through 4 shall not apply where elevators are utilized.*

Exceptions:

1. Two hazardous material liquid containers, which are hand carried in acceptable safety carriers.

2. Not more than four drums not exceeding 55 gallons (208 L) each, which are transported by suitable drum trucks.
3. Containers and cylinders of compressed gases, which are transported by approved hand trucks, and containers and cylinders not exceeding 25 pounds (11 kg), which are hand carried.
4. Solid hazardous materials not exceeding 100 pounds (45 kg), which are transported by approved hand trucks, and a single container not exceeding 50 pounds (23 kg), which is hand carried.

5003.10.2.1 Above the 10th story. *Above the 10th story of any occupancy, all vertical handling and transportation of hazardous materials in the building shall be in approved carts.*

5003.10.2.2 Transportation of hazardous materials above the 10th story. *The handling and transportation of hazardous materials above the 10th story shall be limited to 5 percent of the maximum allowable quantities of Tables 5003.1(1) and (2). Quantities are permitted to be increased by 100 percent in buildings with an approved automatic sprinkler system in accordance with Section 903.3.1.1. Materials where footnote g applies shall not be increased.*

5003.10.3 Carts and trucks. Carts and trucks required by Section 5003.10.2 to be used to transport hazardous materials shall be in accordance with Sections 5003.10.3.1 through 5003.10.3.6.

5003.10.3.1 Design. Carts and trucks used to transport hazardous materials shall be designed to provide a stable base for the commodities to be transported and shall have a means of restraining containers to prevent accidental dislodgement. Compressed gas cylinders placed on carts and trucks shall be individually restrained.

5003.10.3.2 Speed-control devices. Carts and trucks shall be provided with a device that will enable the operator to control safely movement by providing stops or speed-reduction devices.

5003.10.3.3 Construction. Construction materials for hazardous material carts or trucks shall be compatible with the material transported. The cart or truck shall be of substantial construction.

5003.10.3.4 Spill control. Carts and trucks transporting liquids shall be capable of containing a spill from the largest single container transported.

5003.10.3.5 Attendance. Carts and trucks used to transport materials shall not obstruct or be left unattended within any part of a means of egress.

5003.10.3.6 Incompatible materials. Incompatible materials shall not be transported on the same cart or truck.

5003.10.4 Elevators utilized to transport hazardous materials.

5003.10.4.1. When transporting hazardous materials, elevators shall have no other passengers other than the individual(s) handling the chemical transport cart.

5003.10.4.2. Hazardous materials liquid containers shall have a maximum capacity of 20 liters (5.28 gal).

5003.10.4.3. Toxic and highly-toxic gases shall be limited to a container of a maximum water capacity of 1 pound.

5003.10.4.4. Means shall be provided to prevent the elevator from being summoned to other floors.

5003.11 Group M storage and display and Group S storage. The aggregate quantity of nonflammable solid and nonflammable or noncombustible liquid hazardous materials stored and displayed within a single control area of a Group M occupancy, or an outdoor control area, or stored in a single control area of a Group S occupancy, is allowed to exceed the maximum allowable quantity per control area indicated in

Section 5003.1 when in accordance with Sections 5003.11.1 through 5003.11.3.10.

5003.11.1 Maximum allowable quantity per control area in Group M or S occupancies. The aggregate amount of nonflammable solid and nonflammable or noncombustible liquid hazardous materials stored and displayed within a single control area of a Group M occupancy or stored in a single control area of a Group S occupancy shall not exceed the amounts set forth in Table 5003.11.1.

5003.11.2 Maximum allowable quantity per outdoor control area in Group M or S occupancies. The aggregate amount of nonflammable solid and nonflammable or noncombustible liquid hazardous materials stored and displayed within a single outdoor control area of a Group M occupancy shall not exceed the amounts set forth in Table 5003.11.1.

5003.11.3 Storage and display. Storage and display shall be in accordance with Sections 5003.11.3.1 through 5003.11.3.10.

**TABLE 5003.11.1
MAXIMUM ALLOWABLE QUANTITY PER INDOOR AND OUTDOOR CONTROL AREA IN GROUP M AND S OCCUPANCIES—NONFLAMMABLE SOLIDS, NONFLAMMABLE AND NONCOMBUSTIBLE LIQUIDS^{d, e, f}**

CONDITION		MAXIMUM ALLOWABLE QUANTITY PER CONTROL AREA	
Material ^a	Class	Solids pounds	Liquids gallons
A. HEALTH-HAZARD MATERIALS—NONFLAMMABLE AND NONCOMBUSTIBLE SOLIDS AND LIQUIDS			
1. Corrosives ^{b, c}	Not Applicable	9,750	975
2. Highly Toxics	Not Applicable	20 ^{b, c}	2 ^{b, c}
3. Toxics ^{b, c}	Not Applicable	1,000	100
B. PHYSICAL-HAZARD MATERIALS—NONFLAMMABLE AND NONCOMBUSTIBLE SOLIDS AND LIQUIDS			
1. Oxidizers ^{b, c}	4	Not Allowed	Not Allowed
	3	1,150 ^g	115
	2	2,250 ^h	225
	1	18,000 ^{i, j}	1,800 ^{h, j}
2. Unstable (Reactives) ^{b, c}	4	Not Allowed	Not Allowed
	3	550	55
	2	1,150	115
	1	Not Limited	Not Limited
3. Water Reactives	3 ^{b, c}	550	55
	2 ^{b, c}	1,150	115
	1	Not Limited	Not Limited

For SI: 1 pound = 0.454 kg, 1 gallon = 3.785 L, 1 cubic foot = 0.02832 m³.

- a. Hazard categories are as specified in Section 5001.2.2.
- b. Maximum allowable quantities shall be increased 100 percent in buildings equipped throughout with an approved automatic sprinkler system in accordance with Section 903.3.1.1. When Note c also applies, the increase for both notes shall be applied accumulatively.
- c. Maximum allowable quantities shall be increased 100 percent when stored in approved storage cabinets in accordance with Section 5003.8. When Note b also applies, the increase for both notes shall be applied accumulatively.
- d. See Table 5003.8.3.2 for design and number of control areas.
- e. Maximum allowable quantities for other hazardous material categories shall be in accordance with Section 5003.1.
- f. Maximum allowable quantities shall be increased 100 percent in outdoor control areas.
- g. Maximum allowable quantities are permitted to be increased to 2,250 pounds when individual packages are in the original sealed containers from the manufacturer or packager and do not exceed 10 pounds each.
- h. Maximum allowable quantities are permitted to be increased to 4,500 pounds when individual packages are in the original sealed containers from the manufacturer or packager and do not exceed 10 pounds each.
- i. Quantities are unlimited where protected by an automatic sprinkler system.
- j. Quantities are unlimited in an outdoor control area.

5003.11.3.1 Density. Storage and display of solids shall not exceed 200 pounds per square foot (976 kg/m²) of floor area actually occupied by solid merchandise. Storage and display of liquids shall not exceed 20 gallons per square foot (0.50 L/m²) of floor area actually occupied by liquid merchandise.

5003.11.3.2 Storage and display height. Display height shall not exceed 6 feet (1829 mm) above the finished floor in display areas of Group M occupancies. Storage height shall not exceed 8 feet (2438 mm) above the finished floor in storage areas of Group M and Group S occupancies.

5003.11.3.3 Container location. Individual containers less than 5 gallons (19 L) or less than 25 pounds (11 kg) shall be stored or displayed on pallets, racks or shelves.

5003.11.3.4 Racks and shelves. Racks and shelves used for storage or display shall be in accordance with Section 5003.9.9.

5003.11.3.5 Container type. Containers shall be approved for the intended use and identified as to their content.

5003.11.3.6 Container size. Individual containers shall not exceed 100 pounds (45 kg) for solids or 10 gallons (38 L) for liquids in storage and display areas.

5003.11.3.7 Incompatible materials. Incompatible materials shall be separated in accordance with Section 5003.9.8.

5003.11.3.8 Floors. Floors shall be in accordance with Section 5004.12.

5003.11.3.9 Aisles. Aisles 4 feet (1219 mm) in width shall be maintained on three sides of the storage or display area.

5003.11.3.10 Signs. Hazard identification signs shall be provided in accordance with Section 5003.5.

5003.12 Outdoor control areas. Outdoor control areas for hazardous materials in amounts not exceeding the maximum allowable quantity per outdoor control area shall be in accordance with the following:

1. Outdoor control areas shall be kept free from weeds, debris and common combustible materials not necessary to the storage. The area surrounding an outdoor control area shall be kept clear of such materials for a minimum of 15 feet (4572 mm).
2. Outdoor control areas shall be located not closer than 20 feet (6096 mm) from a lot line that can be built upon, public street, public alley or public way.

Exceptions:

1. For solid and liquid hazardous materials, a 2-hour fire-resistance-rated wall without openings extending not less than 30 inches (762 mm) above and to the sides of the storage area shall be allowed in lieu of such distance.
2. For compressed gas hazardous materials, unless otherwise specified, the minimum required distances shall not apply when fire

barriers without openings or penetrations having a minimum fire-resistance rating of 2 hours interrupt the line of sight between the storage and the exposure. The configuration of the fire barrier shall be designed to allow natural ventilation to prevent the accumulation of hazardous gas concentrations.

3. Where a property exceeds 10,000 square feet (929 m²), a group of two outdoor control areas is allowed when approved and when each control area is separated by a minimum distance of 50 feet (15 240 mm).
4. Where a property exceeds 35,000 square feet (3252 m²), additional groups of outdoor control areas are allowed when approved and when each group is separated by a minimum distance of 300 feet (91 440 mm).

SECTION 5004 STORAGE

5004.1 Scope. Storage of hazardous materials in amounts exceeding the maximum allowable quantity per control area as set forth in Section 5003.1 shall be in accordance with Sections 5001, 5003 and 5004. Storage of hazardous materials in amounts not exceeding the maximum allowable quantity per control area as set forth in Section 5003.1 shall be in accordance with Sections 5001 and 5003. Retail and wholesale storage and display of nonflammable solid and nonflammable and noncombustible liquid hazardous materials in Group M occupancies and Group S storage shall be in accordance with Section 5003.11.

5004.2 Spill control and secondary containment for liquid and solid hazardous materials. Rooms, buildings or areas used for the storage of liquid or solid hazardous materials shall be provided with spill control and secondary containment in accordance with Sections 5004.2.1 through 5004.2.3.

Exception: Outdoor storage of containers on approved containment pallets in accordance with Section 5004.2.3.

5004.2.1 Spill control for hazardous material liquids. Rooms, buildings or areas used for the storage of hazardous material liquids in individual vessels having a capacity of more than 55 gallons (208 L), or in which the aggregate capacity of multiple vessels exceeds 1,000 gallons (3785 L), shall be provided with spill control to prevent the flow of liquids to adjoining areas. Floors in indoor locations and similar surfaces in outdoor locations shall be constructed to contain a spill from the largest single vessel by one of the following methods:

1. Liquid-tight sloped or recessed floors in indoor locations or similar areas in outdoor locations.
2. Liquid-tight floors in indoor locations or similar areas in outdoor locations provided with liquid-tight raised or recessed sills or dikes.
3. Sumps and collection systems.
4. Other approved engineered systems.

HAZARDOUS MATERIALS—GENERAL PROVISIONS

Except for surfacing, the floors, sills, dikes, sumps and collection systems shall be constructed of noncombustible material, and the liquid-tight seal shall be compatible with the material stored. When liquid-tight sills or dikes are provided, they are not required at perimeter openings having an open-grate trench across the opening that connects to an approved collection system.

5004.2.2 Secondary containment for hazardous material liquids and solids. Where required by Table 5004.2.2 buildings, rooms or areas used for the storage of hazardous materials liquids or solids shall be provided with secondary containment in accordance with this section when the capacity of an individual vessel or the aggregate capacity of multiple vessels exceeds the following:

1. Liquids: Capacity of an individual vessel exceeds 55 gallons (208 L) or the aggregate capacity of multiple vessels exceeds 1,000 gallons (3785 L); and
2. Solids: Capacity of an individual vessel exceeds 550 pounds (250 kg) or the aggregate capacity of multiple vessels exceeds 10,000 pounds (4540 kg).

5004.2.2.1 Containment and drainage methods. The building, room or area shall contain or drain the hazardous materials and fire protection water through the use of one of the following methods:

1. Liquid-tight sloped or recessed floors in indoor locations or similar areas in outdoor locations.

**TABLE 5004.2.2
REQUIRED SECONDARY CONTAINMENT—HAZARDOUS MATERIAL SOLIDS AND LIQUIDS STORAGE**

MATERIAL		INDOOR STORAGE		OUTDOOR STORAGE	
		Solids	Liquids	Solids	Liquids
1. Physical-hazard materials					
Combustible liquids	Class II	Not Applicable	See Chapter 57	Not Applicable	See Chapter 57
	Class IIIA		See Chapter 57		See Chapter 57
	Class IIIB		See Chapter 57		See Chapter 57
Cryogenic fluids	See Chapter 55		See Chapter 55		
Explosives	See Chapter 56		See Chapter 56		
Flammable liquids	Class IA	Not Applicable	See Chapter 57	Not Applicable	See Chapter 57
	Class IB		See Chapter 57		See Chapter 57
	Class IC		See Chapter 57		See Chapter 57
Flammable solids	Not Required	Not Applicable	Not Required	Not Applicable	
Organic peroxides	Unclassified Detonable	Required	Required	Not Required	Not Required
	Class I				
	Class II				
	Class III				
	Class IV				
Class V	Not Required	Not Required	Not Required	Not Required	
Oxidizers	Class 4	Required	Required	Not Required	Not Required
	Class 3				
	Class 2	Not Required	Not Required	Not Required	Not Required
	Class 1				
Pyrophorics	Not Required	Required	Not Required	Required	
Unstable (reactives)	Class 4	Required	Required	Required	Required
	Class 3				
	Class 2				
	Class 1	Not Required	Not Required	Not Required	Not Required
Water reactives	Class 3	Required	Required	Required	Required
	Class 2				
	Class 1	Not Required	Not Required	Not Required	Not Required
2. Health-hazard materials					
Corrosives	Not Required	Required	Not Required	Required	
Highly toxics	Required	Required	Required	Required	
Toxics					

2. Liquid-tight floors in indoor locations or similar areas in outdoor locations provided with liquid-tight raised or recessed sills or dikes.
3. Sumps and collection systems.
4. Drainage systems leading to an approved location.
5. Other approved engineered systems.

5004.2.2.2 Incompatible materials. Incompatible materials used in open systems shall be separated from each other in the secondary containment system.

5004.2.2.3 Indoor design. Secondary containment for indoor storage areas shall be designed to contain a spill from the largest vessel plus the design flow volume of fire protection water calculated to discharge from the fire-extinguishing system over the minimum required system design area or area of the room or area in which the storage is located, whichever is smaller. The containment capacity shall be designed to contain the flow for a period of 20 minutes.

5004.2.2.4 Outdoor design. Secondary containment for outdoor storage areas shall be designed to contain a spill from the largest individual vessel. If the area is open to rainfall, secondary containment shall be designed to include the volume of a 24-hour rainfall as determined by a 25-year storm and provisions shall be made to drain accumulations of groundwater and rainwater.

5004.2.2.5 Monitoring. An approved monitoring method shall be provided to detect hazardous materials in the secondary containment system. The monitoring method is allowed to be visual inspection of the primary or secondary containment, or other approved means. Where secondary containment is subject to the intrusion of water, a monitoring method for detecting water shall be provided. Where monitoring devices are provided, they shall be connected to approved visual or audible alarms.

5004.2.2.6 Drainage system design. Drainage systems shall be in accordance with the *California Plumbing Code* and all of the following:

1. The slope of floors to drains in indoor locations, or similar areas in outdoor locations shall not be less than 1 percent.
2. Drains from indoor storage areas shall be sized to carry the volume of the fire protection water as determined by the design density discharged from the automatic fire-extinguishing system over the minimum required system design area or area of the room or area in which the storage is located, whichever is smaller.
3. Drains from outdoor storage areas shall be sized to carry the volume of the fire flow and the volume of a 24-hour rainfall as determined by a 25-year storm.
4. Materials of construction for drainage systems shall be compatible with the materials stored.

5. Incompatible materials used in open systems shall be separated from each other in the drainage system.
6. Drains shall terminate in an approved location away from buildings, valves, means of egress, fire access roadways, adjoining property and storm drains.

5004.2.3 Containment pallets. When used as an alternative to spill control and secondary containment for outdoor storage in accordance with the exception in Section 5004.2, containment pallets shall comply with all of the following:

1. A liquid-tight sump accessible for visual inspection shall be provided.
2. The sump shall be designed to contain not less than 66 gallons (250 L).
3. Exposed surfaces shall be compatible with material stored.
4. Containment pallets shall be protected to prevent collection of rainwater within the sump.

5004.3 Ventilation. Indoor storage areas and storage buildings shall be provided with mechanical exhaust ventilation or natural ventilation where natural ventilation can be shown to be acceptable for the materials as stored.

Exception: Storage areas for flammable solids complying with Chapter 59.

5004.3.1 System requirements. Exhaust ventilation systems shall comply with all of the following:

1. Installation shall be in accordance with the *California Mechanical Code*.
2. Mechanical ventilation shall be at a rate of not less than 1 cubic foot per minute per square foot [$0.00508 \text{ m}^3/(\text{s} \cdot \text{m}^2)$] of floor area over the storage area.
3. Systems shall operate continuously unless alternative designs are approved.
4. A manual shutoff control shall be provided outside of the room in a position adjacent to the access door to the room or in an approved location. The switch shall be a break-glass or other approved type and shall be labeled: VENTILATION SYSTEM EMERGENCY SHUTOFF.

Exception: [For SFM] When exhaust systems containing explosive, corrosive, combustible, flammable or highly toxic dusts, mists, fumes, vapors, or gases are 100 percent exhausted to the outside, an emergency ventilation system shutoff is not required.

5. Exhaust ventilation shall be designed to consider the density of the potential fumes or vapors released. For fumes or vapors that are heavier than air, exhaust shall be taken from a point within 12 inches (305 mm) of the floor. For fumes or vapors that are lighter than air, exhaust shall be taken from a point within 12 inches (305 mm) of the highest point of the room.

6. The location of both the exhaust and inlet air openings shall be designed to provide air movement across all portions of the floor or room to prevent the accumulation of vapors.
7. Exhaust air shall not be recirculated to occupied areas if the materials stored are capable of emitting hazardous vapors and contaminants have not been removed. Air contaminated with explosive or flammable vapors, fumes or dusts; flammable, highly toxic or toxic gases; or radioactive materials shall not be recirculated.

5004.4 Separation of incompatible hazardous materials. Incompatible materials shall be separated in accordance with Section 5003.9.8.

5004.5 Automatic sprinkler systems. Indoor storage areas and storage buildings shall be equipped throughout with an approved automatic sprinkler system in accordance with Section 903.3.1.1. The design of the sprinkler system shall not be less than that required for Ordinary Hazard Group 2 with a minimum design area of 3,000 square feet (279 m²). Where the materials or storage arrangement are required by other regulations to be provided with a higher level of sprinkler system protection, the higher level of sprinkler system protection shall be provided.

5004.6 Explosion control. Indoor storage rooms, areas and buildings shall be provided with explosion control in accordance with Section 911.

5004.7 Standby or emergency power. Where mechanical ventilation, treatment systems, temperature control, alarm, detection or other electrically operated systems are required, such systems shall be provided with an emergency or standby power system in accordance with *California Electrical Code* and Section 604.

Exceptions:

1. Mechanical ventilation for storage of Class IB and Class IC flammable and combustible liquids in closed containers not exceeding 6½ gallons (25 L) capacity.
2. Storage areas for Class 1 and 2 oxidizers.
3. Storage areas for Class II, III, IV and V organic peroxides.
4. Storage areas for asphyxiant, irritant and radioactive gases.
5. For storage areas for highly toxic or toxic materials, see Sections 6004.2.2.8 and 6004.3.4.2.
6. Standby power for mechanical ventilation, treatment systems and temperature control systems shall not be required where an approved fail-safe engineered system is installed.

5004.8 Limit controls. Limit controls shall be provided in accordance with Sections 5004.8.1 and 5004.8.2.

5004.8.1 Temperature control. Materials that must be kept at temperatures other than normal ambient temperatures to prevent a hazardous reaction shall be provided with an approved means to maintain the temperature

within a safe range. Redundant temperature control equipment that will operate on failure of the primary temperature control system shall be provided. Where approved, alternative means that prevent a hazardous reaction are allowed.

5004.8.2 Pressure control. Stationary tanks and equipment containing hazardous material liquids that can generate pressures exceeding design limits because of exposure fires or internal reaction shall have some form of construction or other approved means that will relieve excessive internal pressure. The means of pressure relief shall vent to an approved location or to an exhaust scrubber or treatment system where required by Chapter 60.

5004.9 Emergency alarm. An approved manual emergency alarm system shall be provided in buildings, rooms or areas used for storage of hazardous materials. Emergency alarm-initiating devices shall be installed outside of each interior exit or exit access door of storage buildings, rooms or areas. Activation of an emergency alarm-initiating device shall sound a local alarm to alert occupants of an emergency situation involving hazardous materials.

5004.10 Supervision and monitoring. Emergency alarm, detection and automatic fire-extinguishing systems required by Section 5004 shall be electrically supervised and monitored by an approved supervising station or, when approved, shall initiate an audible and visual signal at a constantly attended on-site location.

5004.11 Clearance from combustibles. The area surrounding an outdoor storage area or tank shall be kept clear of combustible materials and vegetation for a minimum distance of 25 feet (7620 mm).

5004.12 Noncombustible floor. Except for surfacing, floors of storage areas shall be of noncombustible construction.

5004.13 Weather protection. Where overhead noncombustible construction is provided for sheltering outdoor hazardous material storage areas, such storage shall not be considered indoor storage when the area is constructed in accordance with the requirements for weather protection as required by the *California Building Code*.

Exception: Storage of explosive materials shall be considered as indoor storage.

SECTION 5005 USE, DISPENSING AND HANDLING

5005.1 General. Use, dispensing and handling of hazardous materials in amounts exceeding the maximum allowable quantity per control area set forth in Section 5003.1 shall be in accordance with Sections 5001, 5003 and 5005. Use, dispensing and handling of hazardous materials in amounts not exceeding the maximum allowable quantity per control area set forth in Section 5003.1 shall be in accordance with Sections 5001 and 5003.

5005.1.1 Separation of incompatible materials. Separation of incompatible materials shall be in accordance with Section 5003.9.8.

5005.1.2 Noncombustible floor. Except for surfacing, floors of areas where liquid or solid hazardous materials are dispensed or used in open systems shall be of noncombustible, liquid-tight construction.

5005.1.3 Spill control and secondary containment for hazardous material liquids. Where required by other provisions of Section 5005, spill control and secondary containment shall be provided for hazardous material liquids in accordance with Section 5004.2.

5005.1.4 Limit controls. Limit controls shall be provided in accordance with Sections 5005.1.4.1 through 5005.1.4.4.

5005.1.4.1 High-liquid-level control. Open tanks in which liquid hazardous materials are used shall be equipped with a liquid-level limit control or other means to prevent overfilling of the tank.

5005.1.4.2 Low-liquid-level control. Approved safeguards shall be provided to prevent a low-liquid level in a tank from creating a hazardous condition, including but not limited to, overheating of a tank or its contents.

5005.1.4.3 Temperature control. Temperature control shall be provided in accordance with Section 5004.8.1.

5005.1.4.4 Pressure control. Pressure control shall be provided in accordance with Section 5004.8.2.

5005.1.5 Standby or emergency power. Where mechanical ventilation, treatment systems, temperature control, manual alarm, detection or other electrically operated systems are required, such systems shall be provided with an emergency or standby power system in accordance with *California Electrical Code* and Section 604.

Exceptions:

1. Standby power for mechanical ventilation, treatment systems and temperature control systems shall not be required where an approved fail-safe engineered system is installed.
2. Systems for highly toxic or toxic gases shall be provided with emergency power in accordance with Sections 6004.2.2.8 and 6004.3.4.2.

5005.1.6 Supervision and monitoring. Manual alarm, detection and automatic fire-extinguishing systems required by other provisions of Section 5005 shall be electrically supervised and monitored by an approved supervisory service or, when approved, shall initiate an audible and visual signal at a constantly attended on-site location.

5005.1.7 Lighting. Adequate lighting by natural or artificial means shall be provided.

5005.1.8 Fire-extinguishing systems. Indoor rooms or areas in which hazardous materials are dispensed or used shall be protected by an automatic fire-extinguishing system in accordance with Chapter 9. Sprinkler system design shall not be less than that required for Ordinary Hazard, Group 2, with a minimum design area of 3,000 square feet (279 m²). Where the materials or storage arrangement are required by other regulations to be provided with a higher level of sprinkler system protection, the higher level of sprinkler system protection shall be provided.

5005.1.9 Ventilation. Indoor dispensing and use areas shall be provided with exhaust ventilation in accordance with Section 5004.3.

Exception: Ventilation is not required for dispensing and use of flammable solids other than finely divided particles.

5005.1.10 Liquid transfer. Liquids having a hazard ranking of 3 or 4 in accordance with NFPA 704 shall be transferred by one of the following methods:

1. From safety cans complying with UL 30.
2. Through an approved closed piping system.
3. From containers or tanks by an approved pump taking suction through an opening in the top of the container or tank.
4. From containers or tanks by gravity through an approved self-closing or automatic-closing valve when the container or tank and dispensing operations are provided with spill control and secondary containment in accordance with Section 5004.2. Highly toxic liquids shall not be dispensed by gravity from tanks.
5. Approved engineered liquid transfer systems.

Exceptions:

1. Liquids having a hazard ranking of 4 when dispensed from approved containers not exceeding 1.3 gallons (5 L).
2. Liquids having a hazard ranking of 3 when dispensed from approved containers not exceeding 5.3 gallons (20 L).

5005.1.11 Design. Systems shall be suitable for the use intended and shall be designed by persons competent in such design. Controls shall be designed to prevent materials from entering or leaving the process or reaction system at other than the intended time, rate or path. Where failure of an automatic control could result in a dangerous condition or reaction, the automatic control shall be fail-safe.

5005.2 Indoor dispensing and use. Indoor dispensing and use of hazardous materials shall be in buildings complying with the *California Building Code* and in accordance with Section 5005.1 and Sections 5005.2.1 through 5005.2.2.4.

5005.2.1 Open systems. Dispensing and use of hazardous materials in open containers or systems shall be in accordance with Sections 5005.2.1.1 through 5005.2.1.4.

5005.2.1.1 Ventilation. Where gases, liquids or solids having a hazard ranking of 3 or 4 in accordance with NFPA 704 are dispensed or used, mechanical exhaust ventilation shall be provided to capture gases, fumes, mists or vapors at the point of generation.

Exception: Gases, liquids or solids that can be demonstrated not to create harmful gases, fumes, mists or vapors.

5005.2.1.2 Explosion control. Explosion control shall be provided in accordance with Section 5004.6 when an explosive environment can occur because of the characteristics or nature of the hazardous materials dis-

HAZARDOUS MATERIALS—GENERAL PROVISIONS

dispensed or used, or as a result of the dispensing or use process.

5005.2.1.3 Spill control for hazardous material liquids. Buildings, rooms or areas where hazardous material liquids are dispensed into vessels exceeding a 1.3-gallon (5 L) capacity or used in open systems exceeding a 5.3-gallon (20 L) capacity shall be provided with spill control in accordance with Section 5004.2.1.

5005.2.1.4 Secondary containment for hazardous material liquids. Where required by Table 5005.2.1.4, buildings, rooms or areas where hazardous material liquids are dispensed or used in open systems shall be provided with secondary containment in accordance with Section 5004.2.2 when the capacity of an individual

vessel or system or the capacity of multiple vessels or systems exceeds the following:

1. Individual vessel or system: greater than 1.3 gallons (5 L).
2. Multiple vessels or systems: greater than 5.3 gallons (20 L).

5005.2.2 Closed systems. Use of hazardous materials in closed containers or systems shall be in accordance with Sections 5005.2.2.1 through 5005.2.2.4.

5005.2.2.1 Ventilation. Where closed systems are designed to be opened as part of normal operations, ventilation shall be provided in accordance with Section 5005.2.1.1.

**TABLE 5005.2.1.4
REQUIRED SECONDARY CONTAINMENT—HAZARDOUS MATERIAL LIQUIDS USE**

MATERIAL	INDOOR LIQUIDS USE	OUTDOOR LIQUIDS USE	
1. Physical-hazard materials			
Combustible liquids	Class II	See Chapter 57	See Chapter 57
	Class IIIA	See Chapter 57	See Chapter 57
	Class IIIB	See Chapter 57	See Chapter 57
Cryogenic fluids		See Chapter 55	See Chapter 55
Explosives		See Chapter 56	See Chapter 56
Flammable liquids	Class IA	See Chapter 57	See Chapter 57
	Class IB	See Chapter 57	See Chapter 57
	Class IC	See Chapter 57	See Chapter 57
Flammable solids		Not Applicable	Not Applicable
Organic peroxides	Unclassified Detonable	Required	Required
	Class I	Required	Required
	Class II		
	Class III		
	Class IV		
Class V	Not Required	Not Required	
Oxidizers	Class 4	Required	Required
	Class 3		
	Class 2		
	Class 1		
Pyrophorics		Required	Required
Unstable (reactives)	Class 4	Required	Required
	Class 3		
	Class 2		
	Class 1	Not Required	Required
Water reactives	Class 3	Required	Required
	Class 2	Not Required	Required
	Class 1		
2. Health-hazard materials			
Corrosives	Required	Required	
Highly toxics			
Toxics			

5005.2.2.2 Explosion control. Explosion control shall be provided in accordance with Section 5004.6 where an explosive environment exists because of the hazardous materials dispensed or used, or as a result of the dispensing or use process.

Exception: Where process vessels are designed to contain fully the worst-case explosion anticipated within the vessel under process conditions based on the most likely failure.

5005.2.2.3 Spill control for hazardous material liquids. Buildings, rooms or areas where hazardous material liquids are used in individual vessels exceeding a 55-gallon (208 L) capacity shall be provided with spill control in accordance with Section 5004.2.1.

5005.2.2.4 Secondary containment for hazardous material liquids. Where required by Table 5005.2.1.4, buildings, rooms or areas where hazardous material liquids are used in vessels or systems shall be provided with secondary containment in accordance with Section 5004.2.2 when the capacity of an individual vessel or system or the capacity of multiple vessels or systems exceeds the following:

1. Individual vessel or system: greater than 55 gallons (208 L).
2. Multiple vessels or systems: greater than 1,000 gallons (3785 L).

5005.3 Outdoor dispensing and use. Dispensing and use of hazardous materials outdoors shall be in accordance with Sections 5005.3.1 through 5005.3.9.

5005.3.1 Quantities exceeding the maximum allowable quantity per control area. Outdoor dispensing or use of hazardous materials, in either closed or open containers or systems, in amounts exceeding the maximum allowable quantity per control area indicated in Tables 5003.1.1(3) and 5003.1.1(4) shall be in accordance with Sections 5001, 5003, 5005.1 and 5005.3.

5005.3.2 Quantities not exceeding the maximum allowable quantity per control area. Outdoor dispensing or use of hazardous materials, in either closed or open containers or systems, in amounts not exceeding the maximum allowable quantity per control area indicated in Tables 5003.1.1(3) and 5003.1.1(4) shall be in accordance with Sections 5001 and 5003.

5005.3.3 Location. Outdoor dispensing and use areas for hazardous materials shall be located as required for outdoor storage in accordance with Section 5004.

5005.3.4 Spill control for hazardous material liquids in open systems. Outdoor areas where hazardous material liquids are dispensed in vessels exceeding a 1.3-gallon (5 L) capacity or used in open systems exceeding a 5.3-gallon (20 L) capacity shall be provided with spill control in accordance with Section 5004.2.1.

5005.3.5 Secondary containment for hazardous material liquids in open systems. Where required by Table 5005.2.1.4, outdoor areas where hazardous material liquids are dispensed or used in open systems shall be pro-

vided with secondary containment in accordance with Section 5004.2.2 when the capacity of an individual vessel or system or the capacity of multiple vessels or systems exceeds the following:

1. Individual vessel or system: greater than 1.3 gallons (5 L).
2. Multiple vessels or systems: greater than 5.3 gallons (20 L).

5005.3.6 Spill control for hazardous material liquids in closed systems. Outdoor areas where hazardous material liquids are used in closed systems exceeding 55 gallons (208 L) shall be provided with spill control in accordance with Section 5004.2.1.

5005.3.7 Secondary containment for hazardous material liquids in closed systems. Where required by Table 5005.2.1.4, outdoor areas where hazardous material liquids are dispensed or used in closed systems shall be provided with secondary containment in accordance with Section 5004.2.2 when the capacity of an individual vessel or system or the capacity of multiple vessels or systems exceeds the following:

1. Individual vessel or system: greater than 55 gallons (208 L).
2. Multiple vessels or systems: greater than 1,000 gallons (3785 L).

5005.3.8 Clearance from combustibles. The area surrounding an outdoor dispensing or use area shall be kept clear of combustible materials and vegetation for a minimum distance of 30 feet (9144 mm).

5005.3.9 Weather protection. Where overhead noncombustible construction is provided for sheltering outdoor hazardous material use areas, such use shall not be considered indoor use when the area is constructed in accordance with the requirements for weather protection as required in the *California Building Code*.

Exception: Use of explosive materials shall be considered as indoor use.

5005.4 Handling. Handling of hazardous materials shall be in accordance with Sections 5005.4.1 through 5005.4.4.

5005.4.1 Quantities exceeding the maximum allowable quantity per control area. Handling of hazardous materials in indoor and outdoor locations in amounts exceeding the maximum allowable quantity per control area indicated in Tables 5003.1.1(1) through 5003.1.1(4) shall be in accordance with Sections 5001, 5003, 5005.1 and 5005.4.

5005.4.2 Quantities not exceeding the maximum allowable quantity per control area. Handling of hazardous materials in indoor locations in amounts not exceeding the maximum allowable quantity per control area indicated in Tables 5003.1.1(1) and 5003.1.1(2) shall be in accordance with Sections 5001, 5003 and 5005.1. Handling of hazardous materials in outdoor locations in amounts not exceeding the maximum allowable quantity per control area indicated in Tables 5003.1.1(3) and 5003.1.1(4) shall be in accordance with Sections 5001 and 5003.

HAZARDOUS MATERIALS—GENERAL PROVISIONS

5005.4.3 Location. Outdoor handling areas for hazardous materials shall be located as required for outdoor storage in accordance with Section 5004.

5005.4.4 Dispensing, use and handling. Where hazardous materials having a hazard ranking of 3 or 4 in accordance with NFPA 704 are transported through corridors, interior exit stairways or ramps or exit passageways, there shall be an emergency telephone system, a local manual alarm station or an approved alarm-initiating device at not more than 150-foot (45 720 mm) intervals and at each exit and exit access doorway throughout the transport route. The signal shall be relayed to an approved central, proprietary or remote station service or constantly attended on-site location and shall also initiate a local audible alarm.

CALIFORNIA FIRE CODE – MATRIX ADOPTION TABLE

CHAPTER 51 – AEROSOLS

(Matrix Adoption Tables are non-regulatory, intended only as an aid to the user.
See Chapter 1 for state agency authority and building applications.)

Adopting Agency	BSC	SFM		HCD			DSA		OSHPD				BSCC	DHS	AGR	DWR	CEC	CA	SL	SLC
		T-24	T-19*	1	2	1/AC	AC	SS	1	2	3	4								
Adopt Entire Chapter		X																		
Adopt Entire Chapter as amended (amended sections listed below)																				
Adopt only those sections that are listed below																				
[California Code of Regulations, Title 19, Division 1]																				
Chapter / Section																				

* The *California Code of Regulations* (CCR), Title 19, Division 1 provisions that are found in the *California Fire Code* are a reprint from the current CCR, Title 19, Division 1 text for the code user's convenience only. The scope, applicability and appeals procedures of CCR, Title 19, Division I remain the same.

CHAPTER 51

AEROSOLS

SECTION 5101 GENERAL

5101.1 Scope. The provisions of this chapter, the *California Building Code* and NFPA 30B shall apply to the manufacturing, storage and display of aerosol products. Manufacturing of aerosol products using hazardous materials shall also comply with Chapter 50.

5101.2 Permit required. Permits shall be required as set forth in Section 105.6.

5101.3 Material Safety Data Sheets. Material Safety Data Sheet (MSDS) information for aerosol products displayed shall be kept on the premises at an approved location.

SECTION 5102 DEFINITIONS

5102.1 Definitions. The following terms are defined in Chapter 2:

AEROSOL.

Level 1 aerosol products.

Level 2 aerosol products.

Level 3 aerosol products.

AEROSOL CONTAINER.

AEROSOL WAREHOUSE.

PROPELLANT.

RETAIL DISPLAY AREA.

SECTION 5103 CLASSIFICATION OF AEROSOL PRODUCTS

5103.1 Classification levels. Aerosol products shall be classified as Level 1, 2 or 3 in accordance with Table 5103.1 and

NFPA 30B. Aerosol products in cartons which are not identified in accordance with this section shall be classified as Level 3.

**TABLE 5103.1
CLASSIFICATION OF AEROSOL PRODUCTS**

CHEMICAL HEAT OF COMBUSTION		AEROSOL CLASSIFICATION
Greater than (Btu/lb)	Less than or equal to (Btu/lb)	
0	8,600	1
8,600	13,000	2
13,000	—	3

For SI: 1 British thermal unit per pound = 0.002326 kJ/g.

5103.2 Identification. Cartons shall be identified on at least one side with the classification level of the aerosol products contained within the carton as follows:

LEVEL _____ AEROSOLS

SECTION 5104 INSIDE STORAGE OF AEROSOL PRODUCTS

5104.1 General. The inside storage of Level 2 and 3 aerosol products shall comply with Sections 5104.2 through 5104.7 and NFPA 30B. Level 1 aerosol products shall be considered equivalent to a Class III commodity and shall comply with the requirements for palletized or rack storage in NFPA 13.

5104.2 Storage in Groups A, B, E, F, I and R. Storage of Level 2 and 3 aerosol products in occupancies in Groups A, B, E, F, I and R shall be limited to the following maximum quantities:

1. A net weight of 1,000 pounds (454 kg) of Level 2 aerosol products.
2. A net weight of 500 pounds (227 kg) of Level 3 aerosol products.

AEROSOLS

3. A combined net weight of 1,000 pounds (454 kg) of Level 2 and 3 aerosol products.

The maximum quantity shall be increased 100 percent where the excess quantity is stored in storage cabinets in accordance with Section 5704.3.2.

5104.2.1 Excess storage. Storage of quantities exceeding the maximum quantities indicated in Section 5104.2 shall be stored in separate inside flammable liquid storage rooms in accordance with Section 5104.5.

5104.3 Storage in general purpose warehouses. Aerosol storage in general purpose warehouses utilized only for warehousing-type operations involving mixed commodities shall comply with Section 5104.3.1 or 5104.3.2.

5104.3.1 Nonsegregated storage. Storage consisting of solid pile, palletized or rack storage of Level 2 and 3 aerosol products not segregated into areas utilized exclusively for the storage of aerosols shall comply with Table 5104.3.1.

**TABLE 5104.3.1
NONSEGREGATED STORAGE OF LEVEL 2 AND 3 AEROSOL PRODUCTS IN GENERAL PURPOSE WAREHOUSES^b**

AEROSOL LEVEL	MAXIMUM NET WEIGHT PER FLOOR (pounds) ^b			
	Palletized or solid-pile storage		Rack storage	
	Unprotected	Protected ^a	Unprotected	Protected ^a
2	2,500	12,000	2,500	24,000
3	1,000	12,000	1,000	24,000
Combination 2 and 3	2,500	12,000	2,500	24,000

- For SI: 1 foot = 304.8 mm, 1 pound = 0.454 kg, 1 square foot = 0.0929 m².
- a. Approved automatic sprinkler system protection and storage arrangements shall comply with NFPA 30B. Sprinkler system protection shall extend 20 feet beyond the storage area containing the aerosol products.
 - b. Storage quantities indicated are the maximum permitted in any 50,000-square-foot area.

5104.3.2 Segregated storage. Storage of Level 2 and 3 aerosol products segregated into areas utilized exclusively for the storage of aerosols shall comply with Table 5104.3.2 and Sections 5104.3.2.1 and 5104.3.2.2.

5104.3.2.1 Chain-link fence enclosures. Chain-link fence enclosures required by Table 5104.3.2 shall comply with the following:

1. The fence shall not be less than No. 9 gage steel wire, woven into a maximum 2-inch (51 mm) diamond mesh.
2. The fence shall be installed from the floor to the underside of the roof or ceiling above.
3. Class IV and high-hazard commodities shall be stored outside of the aerosol storage area and a minimum of 8 feet (2438 mm) from the fence.
4. Access openings in the fence shall be provided with either self- or automatic-closing devices or a labyrinth opening arrangement preventing aerosol containers from rocketing through the access openings.

5. Not less than two means of egress shall be provided from the fenced enclosure.

**TABLE 5104.3.2
SEGREGATED STORAGE OF LEVEL 2 AND 3 AEROSOL PRODUCTS IN GENERAL PURPOSE WAREHOUSES**

STORAGE SEPARATION	MAXIMUM SEGREGATED STORAGE AREA ^a		SPRINKLER REQUIREMENTS
	Percentage of building area (percent)	Area limitation (square feet)	
Separation area ^{e, f}	15	20,000	Notes b, c
Chain-link fence enclosure ^d	20	20,000	Notes b, c
1-hour fire-resistance-rated interior walls	20	30,000	Note b
2-hour fire-resistance-rated interior walls	25	40,000	Note b
3-hour fire-resistance-rated interior walls	30	50,000	Note b

- For SI: 1 foot = 304.8 mm, 1 square foot = 0.0929 m².
- a. The maximum segregated storage area shall be limited to the smaller of the two areas resulting from the percentage of building area limitation and the area limitation.
 - b. Automatic sprinkler system protection in aerosol product storage areas shall comply with NFPA 30B and be approved. Building areas not containing aerosol product storage shall be equipped throughout with an approved automatic sprinkler system in accordance with Section 903.3.1.1.
 - c. Automatic sprinkler system protection in aerosol product storage areas shall comply with NFPA 30B and be approved. Sprinkler system protection shall extend a minimum 20 feet beyond the aerosol storage area.
 - d. Chain-link fence enclosures shall comply with Section 5104.3.2.1.
 - e. A separation area shall be defined as an area extending outward from the periphery of the segregated aerosol product storage area as follows.
 1. The limits of the aerosol product storage shall be clearly marked on the floor.
 2. The separation distance shall be a minimum of 25 feet and maintained clear of all materials with a commodity classification greater than Class III in accordance with Section 903.3.1.1.
 - f. Separation areas shall only be permitted where approved.

5104.3.2.2 Aisles. The minimum aisle requirements for segregated storage in general purpose warehouses shall comply with Table 5104.3.2.2.

**TABLE 5104.3.2.2
SEGREGATED STORAGE AISLE WIDTHS AND DISTANCE TO AISLES IN GENERAL PURPOSE WAREHOUSES**

STORAGE CONDITION	MINIMUM AISLE WIDTH (feet)	MAXIMUM DISTANCE FROM STORAGE TO AISLE (feet)
Solid pile or palletized ^a	4 feet between piles	25
Racks with ESFR sprinklers ^a	4 feet between racks and adjacent Level 2 and 3 aerosol product storage	25
Racks without ESFR sprinklers ^a	8 feet between racks and adjacent Level 2 and 3 aerosol product storage	25

- For SI: 1 foot = 304.8 mm.
- a. Sprinklers shall comply with NFPA 30B.

5104.4 Storage in aerosol warehouses. The total quantity of Level 2 and 3 aerosol products in a warehouse utilized for the storage, shipping and receiving of aerosol products shall not be restricted in structures complying with Sections 5104.4.1 through 5104.4.4.

5104.4.1 Automatic sprinkler system. Aerosol warehouses shall be protected by an approved wet-pipe automatic sprinkler system in accordance with NFPA 30B. Sprinkler protection shall be designed based on the highest classification level of aerosol product present.

5104.4.2 Pile and palletized storage aisles. Solid pile and palletized storage shall be arranged so the maximum travel distance to an aisle is 25 feet (7620 mm). Aisles shall have a minimum width of 4 feet (1219 mm).

5104.4.3 Rack storage aisles. Rack storage shall be arranged with a minimum aisle width of 8 feet (2438 mm) between rows of racks and 8 feet (2438 mm) between racks and adjacent solid pile or palletized storage. Where early suppression fast-response (ESFR) sprinklers provide automatic sprinkler protection, the minimum aisle width shall be 4 feet (1219 mm).

5104.4.4 Combustible commodities. Combustible commodities other than flammable and combustible liquids shall be permitted to be stored in an aerosol warehouse.

Exception: Flammable and combustible liquids in 1-quart (946 mL) metal containers and smaller shall be permitted to be stored in an aerosol warehouse.

5104.5 Storage in inside flammable liquid storage rooms. Inside flammable liquid storage rooms shall comply with Section 5704.3.7. The maximum quantities of aerosol products shall comply with Section 5104.5.1 or 5104.5.2.

5104.5.1 Storage rooms of 500 square feet or less. The storage of aerosol products in flammable liquid storage rooms less than or equal to 500 square feet (46 m²) in area shall not exceed the following quantities:

1. A net weight of 1,000 pounds (454 kg) of Level 2 aerosol products.
2. A net weight of 500 pounds (227 kg) of Level 3 aerosol products.
3. A combined net weight of 1,000 pounds (454 kg) of Level 2 and 3 aerosol products.

5104.5.2 Storage rooms greater than 500 square feet. The storage of aerosol products in flammable liquid storage rooms greater than 500 square feet (46 m²) in area shall not exceed the following quantities:

1. A net weight of 2,500 pounds (1135 kg) of Level 2 aerosol products.

2. A net weight of 1,000 pounds (454 kg) of Level 3 aerosol products.
3. A combined net weight of 2,500 pounds (1135 kg) of Level 2 and 3 aerosol products.

The maximum aggregate storage quantity of Level 2 and 3 aerosol products permitted in separate inside storage rooms protected by an approved automatic sprinkler system in accordance with NFPA 30B shall be 5,000 pounds (2270 kg).

5104.6 Storage in liquid warehouses. The storage of Level 2 and 3 aerosol products in liquid warehouses shall comply with NFPA 30B. The storage shall be located within segregated storage areas in accordance with Section 5104.3.2 and Sections 5104.6.1 through 5104.6.3.

5104.6.1 Containment. Spill control or drainage shall be provided to prevent the flow of liquid to within 8 feet (2438 mm) of the segregated storage area.

5104.6.2 Sprinkler design. Sprinkler protection shall be designed based on the highest level of aerosol product present.

5104.6.3 Opening protection into segregated storage areas. Fire doors or gates opening into the segregated storage area shall either be self-closing or provided with automatic-closing devices activated by sprinkler water flow or an approved fire detection system.

5104.7 Storage in Group M occupancies. Storage of Level 2 and 3 aerosol products in occupancies in Group M shall comply with Table 5104.7. Retail display shall comply with Section 5106.

**TABLE 5104.7
MAXIMUM QUANTITIES OF LEVEL 2 AND 3 AEROSOL
PRODUCTS IN RETAIL STORAGE AREAS**

Floor	MAXIMUM NET WEIGHT PER FLOOR (pounds)		
	Nonsegregated storage ^{a, b}	Segregated storage	
		Storage cabinets ^b	Separated from retail area ^c
Basement	Not Permitted	Not Permitted	Not Permitted
Ground floor	2,500	5,000	Note d
Upper floors	500	1,000	Note d

For SI: 1 pound = 0.454 kg, 1 square foot = 0.0929 m².

- a. The total aggregate quantity on display and in storage shall not exceed the maximum retail display quantity indicated in Section 5106.3.
- b. Storage quantities indicated are the maximum permitted in any 50,000-square-foot area.
- c. The storage area shall be separated from the retail area with a 1-hour fire-resistance-rated assembly.
- d. See Table 5104.3.2.

**SECTION 5105
OUTSIDE STORAGE**

5105.1 General. The outside storage of Level 2 and 3 aerosol products, including storage in temporary storage trailers, shall be separated from exposures in accordance with Table 5105.1.

**TABLE 5105.1
DISTANCE TO EXPOSURES FOR OUTSIDE STORAGE
OF LEVEL 2 AND 3 AEROSOL PRODUCTS**

EXPOSURE	MINIMUM DISTANCE FROM AEROSOL STORAGE (feet) ^a
Public alleys, public ways, public streets	20
Buildings	50
Exit discharge to a public way	50
Lot lines	20
Other outside storage	50

For SI: 1 inch = 25.4 mm, 1 foot = 304.8 mm.

a. The minimum separation distance indicated is not required where exterior walls having a 2-hour fire-resistance rating without penetrations separate the storage from the exposure. The walls shall extend not less than 30 inches above and to the sides of Level 2 and 3 aerosol products.

**SECTION 5106
RETAIL DISPLAY**

5106.1 General. This section shall apply to the retail display of 500 pounds (227 kg) or more of Level 2 and 3 aerosol products.

5106.2 Aerosol display and normal merchandising not exceeding 8 feet (2438 mm) high. Aerosol display and normal merchandising not exceeding 8 feet (2438 mm) in height shall be in accordance with Sections 5106.2.1 through 5106.2.4.

5106.2.1 Maximum quantities in retail display areas. Aerosol products in retail display areas shall not exceed quantities needed for display and normal merchandising and shall not exceed the quantities in Table 5106.2.1.

**TABLE 5106.2.1
MAXIMUM QUANTITIES OF LEVEL 2 AND 3 AEROSOL
PRODUCTS IN RETAIL DISPLAY AREAS**

Floor	MAXIMUM NET WEIGHT PER FLOOR (pounds) ^b		
	Unprotected ^a	Protected in accordance with Section 5106.2 ^{a,c}	Protected in accordance with Section 5106.3 ^c
Basement	Not allowed	500	500
Ground	2,500	10,000	10,000
Upper	500	2,000	Not allowed

For SI: 1 pound = 0.454 kg, 1 square foot = 0.0929 m².

a. The total quantity shall not exceed 1,000 pounds net weight in any one 100-square-foot retail display area.

b. Per 25,000-square-foot retail display area.

c. Minimum Ordinary Hazard Group 2 wet-pipe automatic sprinkler system throughout the retail sales occupancy.

5106.2.2 Display of containers. Level 2 and 3 aerosol containers shall not be stacked more than 6 feet (1829 mm) high from the base of the aerosol array to the top of the aerosol array unless the containers are placed on fixed shelving or otherwise secured in an approved manner. When storage or retail display is on shelves, the height of such storage or retail display to the top of aerosol containers shall not exceed 8 feet (2438 mm).

5106.2.3 Combustible cartons. Aerosol products located in retail display areas shall be removed from combustible cartons.

Exceptions:

1. Display areas that use a portion of combustible cartons that consist of only the bottom panel and not more than 2 inches (51 mm) of the side panel are allowed.
2. When the display area is protected in accordance with Tables 6.3.2.7(a) through 6.3.2.7(l) of NFPA 30B, storage of aerosol products in combustible cartons is allowed.

5106.2.4 Retail display automatic sprinkler system. When an automatic sprinkler system is required for the protected retail display of aerosol products, the wet-pipe automatic sprinkler system shall be in accordance with Section 903.3.1.1. The minimum system design shall be for an Ordinary Hazard Group 2 occupancy. The system shall be provided throughout the retail display area.

5106.3 Aerosol display and normal merchandising exceeding 8 feet (2438 mm) high. Aerosol display and merchandising exceeding 8 feet in height shall be in accordance with Sections 5106.3.1 through 5106.3.3.

5106.3.1 Maximum quantities in retail display areas. Aerosol products in retail display areas shall not exceed quantities needed for display and normal merchandising and shall not exceed the quantities in Table 5106.2.1, with fire protection in accordance with Section 5106.3.2.

5106.3.2 Automatic sprinkler protection. Aerosol display and merchandising areas shall be protected by an automatic sprinkler system based on the requirements set forth in Tables 6.3.2.7(a) through 6.3.2.7(l) of NFPA 30B and the following:

1. Protection shall be based on the highest level of aerosol product in the array and the packaging method of the storage located more than 6 feet (1829 mm) above the finished floor.
2. When using the cartoned aerosol tables of NFPA 30B, uncartoned or display-cut Level 2 and 3 aerosols shall be permitted not more than 6 feet (1829 mm) above the finished floor.
3. The design area for Level 2 and 3 aerosols shall extend not less than 20 feet (6096 mm) beyond the Level 2 and 3 aerosol display and merchandising areas.
4. Where ordinary and high-temperature ceiling sprinkler systems are adjacent to each other, noncombustible draft curtains shall be installed at the interface.

5106.3.3 Separation of Level 2 and 3 aerosol areas. Separation of Level 2 and 3 aerosol areas shall comply with the following:

1. Level 2 and 3 aerosol display and merchandising areas shall be separated from each other by not less than 25 feet (7620 mm). Also see Table 5106.2.1.
2. Level 2 and 3 aerosol display and merchandising areas shall be separated from flammable and combustible liquids storage and display areas by one or a combination of the following:
 - 2.1. Segregating areas from each other by horizontal distance of not less than 25 feet (7620 mm).
 - 2.2. Isolating areas from each other by a noncombustible partition extending not less than 18 inches (457 mm) above the merchandise.
 - 2.3. In accordance with Section 5106.5.
3. When Item 2.2 above is used to separate Level 2 or 3 aerosols from flammable or combustible liquids, and the aerosol products are located within 25 feet (7620 mm) of flammable or combustible liquids, the area below the noncombustible partition shall be liquid tight at the floor to prevent spilled liquids from flowing beneath the aerosol products.

5106.4 Maximum quantities in storage areas. Aerosol products in storage areas adjacent to retail display areas shall not exceed the quantities in Table 5106.4.

5106.5 Special protection design for Level 2 and 3 aerosols adjacent to flammable and combustible liquids in double-row racks. The display and merchandising of Level 2 and 3 aerosols adjacent to flammable and combustible liquids in double-row racks shall be in accordance with Sections 5106.5.1 through 5106.5.8 or Section 5106.3.3.

5106.5.1 Fire protection. Fire protection for the display and merchandising of Level 2 and 3 aerosols in double-row racks shall be in accordance with Table 7.4.1 and Figure 7.4.1 of NFPA 30B.

5106.5.2 Cartoned products. Level 2 and 3 aerosols displayed or merchandised more than 8 feet (2438 mm) above the finished floor shall be in cartons.

5106.5.3 Shelving. Shelving in racks shall be limited to wire mesh shelving having uniform openings not more

than 6 inches (152 mm) apart, with the openings comprising at least 50 percent of the overall shelf area.

5106.5.4 Aisles. Racks shall be arranged so that aisles not less than 7½ feet (2286 mm) wide are maintained between rows of racks and adjacent solid-piled or palletized merchandise.

5106.5.5 Flue spaces. Flue spaces in racks shall comply with the following:

1. Transverse flue spaces—Nominal 3-inch (76 mm) transverse flue spaces shall be maintained between merchandise and rack uprights.
2. Longitudinal flue spaces—Nominal 6-inch (152 mm) longitudinal flue spaces shall be maintained.

5106.5.6 Horizontal barriers. Horizontal barriers constructed of minimum ¾-inch-thick (10 mm) plywood or minimum 0.034-inch (0.086 mm) (No. 22 gage) sheet metal shall be provided and located in accordance with Table 7.4.1 and Figure 7.4.1 of NFPA 30B when in-rack sprinklers are installed.

5106.5.7 Class I, II, III, IV and plastic commodities. Class I, II, III, IV and plastic commodities located adjacent to Level 2 and 3 aerosols shall be protected in accordance with NFPA 13.

5106.5.8 Flammable and combustible liquids. Class I, II, III A and III B Liquids shall be allowed to be located adjacent to Level 2 and 3 aerosol products when the following conditions are met:

1. Class I, II, IIIA and IIIB liquid containers: Containers for Class I, II, IIIA and IIIB liquids shall be limited to 1.06-gallon (4 L) metal-relieving and nonrelieving style containers and 5.3-gallon (20 L) metal-relieving style containers, and
2. Fire protection for Class I, II, IIIA and IIIB Liquids: Automatic sprinkler protection for Class I, II, IIIA and IIIB liquids shall be in accordance with Chapter 57.

**SECTION 5107
MANUFACTURING FACILITIES**

5107.1 General. Manufacturing facilities shall be in accordance with NFPA 30B.

**TABLE 5106.4
MAXIMUM STORAGE QUANTITIES FOR STORAGE AREAS ADJACENT TO RETAIL DISPLAY OF LEVEL 2 AND 3 AEROSOLS**

MAXIMUM NET WEIGHT PER FLOOR (pounds)			
Floor	Unseparated ^{a,b}	Separated	
		Storage Cabinets ^b	1-hour Occupancy Separation
Basement	Not Allowed	Not Allowed	Not Allowed
Ground	2,500	5,000	In accordance with Sections 6.3.4.3 and 6.3.4.4 of NFPA 30B
Upper	500	1,000	In accordance with Sections 6.3.4.3 and 6.3.4.4 of NFPA 30B

For SI: 1 pound = 0.454 kg, 1 square foot = 0.0929 m².

a. The aggregate quantity in storage and retail display shall not exceed the quantity limits for retail display.

b. In any 50,000-square-foot area.



CALIFORNIA FIRE CODE – MATRIX ADOPTION TABLE

CHAPTER 52 – COMBUSTIBLE FIBERS

(Matrix Adoption Tables are non-regulatory, intended only as an aid to the user.
See Chapter 1 for state agency authority and building applications.)

Adopting Agency	BSC	SFM		HCD			DSA		OSHPD				BSCC	DHS	AGR	DWR	CEC	CA	SL	SLC
		T-24	T-19*	1	2	1/AC	AC	SS	1	2	3	4								
Adopt Entire Chapter		X																		
Adopt Entire Chapter as amended (amended sections listed below)																				
Adopt only those sections that are listed below																				
[California Code of Regulations, Title 19, Division 1]																				
Chapter / Section																				

* The California Code of Regulations (CCR), Title 19, Division 1 provisions that are found in the California Fire Code are a reprint from the current CCR, Title 19, Division 1 text for the code user's convenience only. The scope, applicability and appeals procedures of CCR, Title 19, Division I remain the same.

CHAPTER 52

COMBUSTIBLE FIBERS

SECTION 5201 GENERAL

5201.1 Scope. The equipment, processes and operations involving combustible fibers shall comply with this chapter.

5201.2 Applicability. Storage of combustible fibers in any quantity shall comply with this section.

5201.3 Permits. Permits shall be required as set forth in Section 105.6.

SECTION 5202 DEFINITIONS

5202.1 Definitions. The following terms are defined in Chapter 2:

BALED COTTON.

BALED COTTON, DENSELY PACKED.

COMBUSTIBLE FIBERS.

SEED COTTON.

SECTION 5203 GENERAL PRECAUTIONS

5203.1 Use of combustible receptacles. Ashes, waste, rubbish or sweepings shall not be placed in wood or other combustible receptacles and shall be removed daily from the structure.

5203.2 Vegetation. Grass or weeds shall not be allowed to accumulate at any point on the premises.

5203.3 Clearances. A minimum clearance of 3 feet (914 mm) shall be maintained between automatic sprinklers and the top of piles.

5203.4 Agricultural products. Hay, straw, seed cotton or similar agricultural products shall not be stored adjacent to structures or combustible materials unless a clear horizontal distance equal to the height of a pile is maintained between such storage and structures or combustible materials. Storage shall be limited to stacks of 100 tons (91 metric tons) each. Stacks shall be separated by a minimum of 20 feet (6096 mm) of clear space. Quantities of hay, straw, seed cotton and other agricultural products shall not be limited where stored in or near farm structures located outside closely built areas. A permit shall not be required for agricultural storage.

5203.5 Dust collection. Where located within a building, equipment or machinery which generates or emits combustible fibers shall be provided with an approved dust-collecting and exhaust system. Such systems shall comply with the *California Mechanical Code*.

5203.6 Portable fire extinguishers. Portable fire extinguishers shall be provided in accordance with Section 906 as required for extra-hazard occupancy protection as indicated in Table 906.3(1).

SECTION 5204 LOOSE FIBER STORAGE

5204.1 General. Loose combustible fibers, not in suitable bales or packages and whether housed or in the open, shall not be stored within 100 feet (30 480 mm) of any structure, except as indicated in this chapter.

5204.2 Storage of 100 cubic feet or less. Loose combustible fibers in quantities of not more than 100 cubic feet (3 m³) located in a structure shall be stored in a metal or metal-lined bin equipped with a self-closing cover.

5204.3 Storage of more than 100 cubic feet to 500 cubic feet. Loose combustible fibers in quantities exceeding 100 cubic feet (3 m³) but not exceeding 500 cubic feet (14 m³)

COMBUSTIBLE FIBERS

shall be stored in rooms enclosed with 1-hour fire barriers constructed in accordance with Section 707 of the *California Building Code* or horizontal assemblies constructed in accordance with Section 711 of the *California Building Code*, or both, with openings protected by an approved opening protective assembly having a fire protection rating of $3/4$ hour in accordance with the *California Building Code*.

5204.4 Storage of more than 500 cubic feet to 1,000 cubic feet. Loose combustible fibers in quantities exceeding 500 cubic feet (14 m³) but not exceeding 1,000 cubic feet (28 m³) shall be stored in rooms enclosed with 2-hour fire barriers constructed in accordance with Section 707 of the *California Building Code* or horizontal assemblies constructed in accordance with Section 711 of the *California Building Code*, or both, with openings protected by an approved opening protective assembly having a fire protection rating of 1 $1/2$ hours in accordance with the *California Building Code*.

5204.5 Storage of more than 1,000 cubic feet. Loose combustible fibers in quantities exceeding 1,000 cubic feet (28 m³) shall be stored in rooms enclosed with 2-hour fire barriers constructed in accordance with Section 707 of the *California Building Code* or horizontal assemblies constructed in accordance with Section 711 of the *California Building Code*, or both, with openings protected by an approved opening protective assembly having a fire protection rating of 1 $1/2$ hours in accordance with the *California Building Code*. The storage room shall be protected by an automatic sprinkler system installed in accordance with Section 903.3.1.1.

5204.6 Detached storage structure. A maximum of 2,500 cubic feet (70 m³) of loose combustible fibers shall be stored in a detached structure suitably located, with openings protected against entrance of sparks. The structure shall not be occupied for any other purpose.

SECTION 5205 BALED STORAGE

5205.1 Bale size and separation. Baled combustible fibers shall be limited to single blocks or piles not more than 25,000 cubic feet (700 m³) in volume, not including aisles or clearances. Blocks or piles of baled fiber shall be separated from adjacent storage by aisles not less than 5 feet (1524 mm) wide, or by flash-fire barriers constructed of continuous sheets of noncombustible material extending from the floor to a minimum height of 1 foot (305 mm) above the highest point of the piles and projecting not less than 1 foot (305 mm) beyond the sides of the piles.

5205.2 Special baling conditions. Sisal and other fibers in bales bound with combustible tie ropes, jute and other fibers that swell when wet, shall be stored to allow for expansion in any direction without affecting building walls, ceilings or columns. A minimum clearance of 3 feet (914 mm) shall be required between walls and sides of piles, except that where the storage compartment is not more than 30 feet (9144 mm) wide, the minimum clearance at side walls shall be 1 foot (305 mm), provided that a center aisle not less than 5 feet (1524 mm) wide is maintained.

CALIFORNIA FIRE CODE – MATRIX ADOPTION TABLE

CHAPTER 53 – COMBUSTIBLE GASES

(Matrix Adoption Tables are non-regulatory, intended only as an aid to the user.
See Chapter 1 for state agency authority and building applications.)

Adopting Agency	BSC	SFM		HCD			DSA		OSHPD				BSCC	DHS	AGR	DWR	CEC	CA	SL	SLC
		T-24	T-19*	1	2	1/AC	AC	SS	1	2	3	4								
Adopt Entire Chapter		X																		
Adopt Entire Chapter as amended (amended sections listed below)																				
Adopt only those sections that are listed below																				
[California Code of Regulations, Title 19, Division 1]			X																	
Chapter / Section																				
[T-19 §3.18 (a)(b)]			X																	

* The California Code of Regulations (CCR), Title 19, Division 1 provisions that are found in the California Fire Code are a reprint from the current CCR, Title 19, Division 1 text for the code user's convenience only. The scope, applicability and appeals procedures of CCR, Title 19, Division I remain the same.

CHAPTER 53

COMPRESSED GASES

SECTION 5301 GENERAL

5301.1 Scope. Storage, use and handling of compressed gases in compressed gas containers, cylinders, tanks and systems shall comply with this chapter, including those gases regulated elsewhere in this code. Partially full compressed gas containers, cylinders or tanks containing residual gases shall be considered as full for the purposes of the controls required.

Exceptions:

1. Gases used as refrigerants in refrigeration systems (see Section 606).
2. Compressed natural gas (CNG) for use as a vehicular fuel shall comply with Chapter 23, NFPA 52 and the California Mechanical Code.

Cutting and welding gases shall also comply with Chapter 35.

Cryogenic fluids shall comply with Chapter 55. Liquefied natural gas for use as a vehicular fuel shall also comply with NFPA 52 and NFPA 59A.

Compressed gases classified as hazardous materials shall also comply with Chapter 50 for general requirements and chapters addressing specific hazards, including Chapters 58 (Flammable Gases), 60 (Highly Toxic and Toxic Materials), 63 (Oxidizers, Oxidizing Gases and Oxidizing Cryogenic Fluids) and 64 (Pyrophoric Materials).

LP-gas shall also comply with Chapter 61 and the California Mechanical Code.

[California Code of Regulations, Title 19, Division 1, §3.18(a) and (b)] Hazardous Areas.

(a) General. Occupancies or portions thereof used or intended to be used as operating rooms, surgeries, deliv-

ery rooms, storage rooms and similar hazardous locations in which flammable or nonflammable mixtures of gases are used or stored shall be maintained in accordance with the provisions of NFPA 99-2005 Inhalation Anesthetics, NFPA 99-2005 Laboratories, NFPA 99-2005 Hyperbaric Facilities, NFPA 55-2010 Bulk Oxygen Systems at Consumer Sites, and this section.

(b) Containers. Cylinders and fittings for compressed gases shall conform to the regulations of the Federal Department of Transportation.

Compressed gas cylinders shall be clearly marked with the name of the gas contained therein. Cylinders shall bear color markings and labels conforming to the following:

Gas	Color
(1) Oxygen	Green
(2) Carbon Dioxide.....	Gray
(3) Nitrous Oxide	Light Blue
(4) Cyclopropan.....	Orange
(5) Helium.....	Brown
(6) Ethlene	Red
(7) Carbon Dioxide and Oxygen.....	Gray and Green
(8) Helium and Oxygen.....	Brown and Green

Note: Polished metal or chrome-plated cylinders shall have color tags in addition to color labels.

When deemed necessary by the enforcing agency, compressed gas cylinders shall be secured by chains, metal straps, or other approved materials to prevent overturning.

COMPRESSED GASES

5301.2 Permits. Permits shall be required as set forth in Section 105.6.

SECTION 5302 DEFINITIONS

5302.1 Definitions. The following terms are defined in Chapter 2:

COMPRESSED GAS.

COMPRESSED GAS CONTAINER.

COMPRESSED GAS SYSTEM.

NESTING.

TUBE TRAILER.

SECTION 5303 GENERAL REQUIREMENTS

5303.1 Containers, cylinders and tanks. Compressed gas containers, cylinders and tanks shall comply with this section. Compressed gas containers, cylinders or tanks that are not designed for refillable use shall not be refilled after use of the original contents.

5303.2 Design and construction. Compressed gas containers, cylinders and tanks shall be designed, fabricated, tested, marked with the specifications of manufacture and maintained in accordance with the regulations of DOTn 49 CFR Parts 100-185 or the ASME *Boiler and Pressure Vessel Code*, Section VIII.

5303.3 Pressure relief devices. Pressure relief devices shall be in accordance with Sections 5303.3.1 through 5303.3.5.

5303.3.1 Where required. Pressure relief devices shall be provided to protect containers, cylinders and tanks containing compressed gases from rupture in the event of overpressure.

Exception: Cylinders, containers and tanks when exempt from the requirements for pressure relief devices specified by the standards of design listed in Section 5303.3.2.

5303.3.2 Design. Pressure relief devices to protect containers shall be designed and provided in accordance with CGA S-1.1, CGA S-1.2, CGA S-1.3 or the ASME *Boiler and Pressure Vessel Code*, Section VIII, as applicable.

5303.3.3 Sizing. Pressure relief devices shall be sized in accordance with the specifications to which the container was fabricated and to material-specific requirements as applicable.

5303.3.4 Arrangement. Pressure relief devices shall be arranged to discharge upward and unobstructed to the open air in such a manner as to prevent any impingement of escaping gas upon the container, adjacent structures or personnel.

Exception: DOTn specification containers having an internal volume of 30 cubic feet (0.855 m³) or less.

5303.3.5 Freeze protection. Pressure relief devices or vent piping shall be designed or located so that moisture

cannot collect and freeze in a manner that would interfere with the operation of the device.

5303.4 Marking. Stationary and portable compressed gas containers, cylinders, tanks and systems shall be marked in accordance with Sections 5303.4.1 through 5303.4.3.

5303.4.1 Stationary compressed gas containers, cylinders and tanks. Stationary compressed gas containers, cylinders and tanks shall be marked with the name of the gas and in accordance with Sections 5003.5 and 5003.6. Markings shall be visible from any direction of approach.

5303.4.2 Portable containers, cylinders and tanks. Portable compressed gas containers, cylinders and tanks shall be marked in accordance with CGA C-7.

5303.4.3 Piping systems. Piping systems shall be marked in accordance with ASME A13.1. Markings used for piping systems shall consist of the content's name and include a direction-of-flow arrow. Markings shall be provided at each valve; at wall, floor or ceiling penetrations; at each change of direction; and at a minimum of every 20 feet (6096 mm) or fraction thereof throughout the piping run.

Exceptions:

1. Piping that is designed or intended to carry more than one gas at various times shall have appropriate signs or markings posted at the manifold, along the piping and at each point of use to provide clear identification and warning.
2. Piping within gas manufacturing plants, gas processing plants, refineries and similar occupancies shall be marked in an approved manner.

5303.5 Security. Compressed gas containers, cylinders, tanks and systems shall be secured against accidental dislodgement and against access by unauthorized personnel in accordance with Sections 5303.5.1 through 5303.5.3.

5303.5.1 Security of areas. Areas used for the storage, use and handling of compressed gas containers, cylinders, tanks and systems shall be secured against unauthorized entry and safeguarded in an approved manner.

5303.5.2 Physical protection. Compressed gas containers, cylinders, tanks and systems which could be exposed to physical damage shall be protected. Guard posts or other approved means shall be provided to protect compressed gas containers, cylinders, tanks and systems indoors and outdoors from vehicular damage and shall comply with Section 312.

5303.5.3 Securing compressed gas containers, cylinders and tanks. Compressed gas containers, cylinders and tanks shall be secured to prevent falling caused by contact, vibration or seismic activity. Securing of compressed gas containers, cylinders and tanks shall be by one of the following methods:

1. Securing containers, cylinders and tanks to a fixed object with one or more restraints.
2. Securing containers, cylinders and tanks on a cart or other mobile device designed for the movement of compressed gas containers, cylinders or tanks.

3. Nesting of compressed gas containers, cylinders and tanks at container filling or servicing facilities or in seller's warehouses not accessible to the public. Nesting shall be allowed provided the nested containers, cylinders or tanks, if dislodged, do not obstruct the required means of egress.
4. Securing of compressed gas containers, cylinders and tanks to or within a rack, framework, cabinet or similar assembly designed for such use.

Exception: Compressed gas containers, cylinders and tanks in the process of examination, filling, transport or servicing.

5303.6 Valve protection. Compressed gas container, cylinder and tank valves shall be protected from physical damage by means of protective caps, collars or similar devices in accordance with Sections 5303.6.1 and 5303.6.2.

5303.6.1 Compressed gas container, cylinder or tank protective caps or collars. Compressed gas containers, cylinders and tanks designed for protective caps, collars or other protective devices shall have the caps or devices in place except when the containers, cylinders or tanks are in use or are being serviced or filled.

5303.6.2 Caps and plugs. Compressed gas containers, cylinders and tanks designed for valve protection caps or other protective devices shall have the caps or devices attached. When outlet caps or plugs are installed, they shall be in place.

Exception: Compressed gas containers, cylinders or tanks in use, being serviced or being filled.

5303.7 Separation from hazardous conditions. Compressed gas containers, cylinders and tanks and systems in storage or use shall be separated from materials and conditions which pose exposure hazards to or from each other. Compressed gas containers, cylinders, tanks and systems in storage or use shall be separated in accordance with Sections 5303.7.1 through 5303.7.11.2.

5303.7.1 Incompatible materials. Compressed gas containers, cylinders and tanks shall be separated from each other based on the hazard class of their contents. Compressed gas containers, cylinders and tanks shall be separated from incompatible materials in accordance with Section 5003.9.8.

5303.7.2 Combustible waste, vegetation and similar materials. Combustible waste, vegetation and similar materials shall be kept a minimum of 10 feet (3048 mm) from compressed gas containers, cylinders, tanks and systems. A noncombustible partition, without openings or penetrations and extending not less than 18 inches (457 mm) above and to the sides of the storage area is allowed in lieu of such distance. The wall shall either be an independent structure, or the exterior wall of the building adjacent to the storage area.

5303.7.3 Ledges, platforms and elevators. Compressed gas containers, cylinders and tanks shall not be placed near elevators, unprotected platform ledges or other areas where falling would result in compressed gas containers,

cylinders or tanks being allowed to drop distances exceeding one-half the height of the container, cylinder or tank.

5303.7.4 Temperature extremes. Compressed gas containers, cylinders and tanks, whether full or partially full, shall not be exposed to artificially created high temperatures exceeding 125°F (52°C) or subambient (low) temperatures unless designed for use under the exposed conditions.

5303.7.5 Falling objects. Compressed gas containers, cylinders, tanks and systems shall not be placed in areas where they are capable of being damaged by falling objects.

5303.7.6 Heating. Compressed gas containers, cylinders and tanks, whether full or partially full, shall not be heated by devices which could raise the surface temperature of the container, cylinder or tank to above 125°F (52°C). Heating devices shall comply with the *California Mechanical Code* and *California Electrical Code*. Approved heating methods involving temperatures of less than 125°F (52°C) are allowed to be used by trained personnel. Devices designed to maintain individual compressed gas containers, cylinders or tanks at constant temperature shall be approved and shall be designed to be fail-safe.

5303.7.7 Sources of ignition. Open flames and high-temperature devices shall not be used in a manner which creates a hazardous condition.

5303.7.8 Exposure to chemicals. Compressed gas containers, cylinders, tanks and systems shall not be exposed to corrosive chemicals or fumes which could damage containers, cylinders, tanks, valves or valve-protective caps.

5303.7.9 Exhausted enclosures. When exhausted enclosures are provided as a means to segregate compressed gas containers, cylinders and tanks from exposure hazards, such enclosures shall comply with the requirements of Section 5003.8.5.

5303.7.10 Gas cabinets. When gas cabinets are provided as a means to separate compressed gas containers, cylinders and tanks from exposure hazards, such gas cabinets shall comply with the requirements of Section 5003.8.6.

5303.7.11 Tube trailers. Tube trailers, including those containing compatible compressed gases, shall be surrounded by a clear space of not less than 3 feet (914 mm) to allow for maintenance, access and inspection.

5303.7.11.1 Individual tube trailers containing incompatible materials. Increased separation distances between individual tube trailers containing incompatible gases shall be provided when required by Section 5303.7.1.

5303.7.11.2 Connections. Piping systems used to connect tube trailers to a user piping system shall not be viewed as an encroachment into the 3-foot (914 mm) clear space.

5303.8 Wiring and equipment. Electrical wiring and equipment shall comply with *California Electrical Code*. Compressed gas containers, cylinders, tanks and systems shall not be located where they could become part of an electrical cir-

COMPRESSED GASES

cuit. Compressed gas containers, cylinders, tanks and systems shall not be used for electrical grounding.

5303.9 Service and repair. Service, repair, modification or removal of valves, pressure-relief devices or other compressed gas container, cylinder or tank appurtenances shall be performed by trained personnel.

5303.10 Unauthorized use. Compressed gas containers, cylinders, tanks and systems shall not be used for any purpose other than to serve as a vessel for containing the product which it is designed to contain.

5303.11 Exposure to fire. Compressed gas containers, cylinders and tanks which have been exposed to fire shall be removed from service. Containers, cylinders and tanks so removed shall be handled by approved, qualified persons.

5303.12 Leaks, damage or corrosion. Leaking, damaged or corroded compressed gas containers, cylinders and tanks shall be removed from service. Leaking, damaged or corroded compressed gas systems shall be replaced or repaired in accordance with the following:

1. Compressed gas containers, cylinders and tanks which have been removed from service shall be handled in an approved manner.
2. Compressed gas systems which are determined to be leaking, damaged or corroded shall be repaired to a serviceable condition or removed from service.

5303.13 Surface of unprotected storage or use areas. Unless otherwise specified in Section 5303.14, compressed gas containers, cylinders and tanks are allowed to be stored or used without being placed under overhead cover. To prevent bottom corrosion, containers, cylinders and tanks shall be protected from direct contact with soil or unimproved surfaces. The surface of the area on which the containers are placed shall be graded to prevent accumulation of water.

5303.14 Overhead cover. Compressed gas containers, cylinders and tanks are allowed to be stored or used in the sun except in locations where extreme temperatures prevail. When extreme temperatures prevail, overhead covers shall be provided.

5303.15 Lighting. Approved lighting by natural or artificial means shall be provided.

5303.16 Vaults. Generation, compression, storage and dispensing equipment for compressed gases shall be allowed to be located in either above- or below-grade vaults complying with Sections 5303.16.1 through 5303.16.14.

5303.16.1 Listing required. Vaults shall be listed by a nationally recognized testing laboratory.

Exception: Where approved by the fire code official, below-grade vaults are allowed to be constructed on site, provided that the design is in accordance with the *California Building Code* and that special inspections are conducted to verify structural strength and compliance of the installation with the approved design in accordance with Section 1707 of the *California Building Code*. Installation plans for below-grade vaults that are constructed on site shall be prepared by, and the design shall bear the stamp of, a professional engineer.

Consideration shall be given to soil and hydrostatic loading on the floors, walls and lid; anticipated seismic forces; uplifting by ground water or flooding; and to loads imposed from above, such as traffic and equipment loading on the vault lid.

5303.16.2 Design and construction. The vault shall completely enclose generation, compression, storage or dispensing equipment located in the vault. There shall be no openings in the vault enclosure except those necessary for vault ventilation and access, inspection, filling, emptying or venting of equipment in the vault. The walls and floor of the vault shall be constructed of reinforced concrete at least 6 inches (152 mm) thick. The top of an above-grade vault shall be constructed of noncombustible material and shall be designed to be weaker than the walls of the vault to ensure that the thrust of any explosion occurring inside the vault is directed upward.

The top of an at- or below-grade vault shall be designed to relieve safely or contain the force of an explosion occurring inside the vault. The top and floor of the vault and the tank foundation shall be designed to withstand the anticipated loading, including loading from vehicular traffic, where applicable. The walls and floor of a vault installed below grade shall be designed to withstand anticipated soil and hydrostatic loading. Vaults shall be designed to be wind and earthquake resistant, in accordance with the *California Building Code*.

5303.16.3 Secondary containment. Vaults shall be substantially liquid-tight and there shall be no backfill within the vault. The vault floor shall drain to a sump. For pre-manufactured vaults, liquid tightness shall be certified as part of the listing provided by a nationally recognized testing laboratory. For field-erected vaults, liquid tightness shall be certified in an approved manner.

5303.16.4 Internal clearance. There shall be sufficient clearance within the vault to allow for visual inspection and maintenance of equipment in the vault.

5303.16.5 Anchoring. Vaults and equipment contained therein shall be suitably anchored to withstand uplifting by groundwater or flooding. The design shall verify that uplifting is prevented even when equipment within the vault is empty.

5303.16.6 Vehicle impact protection. Vaults shall be resistant to damage from the impact of a motor vehicle, or vehicle impact protection shall be provided in accordance with Section 312.

5303.16.7 Arrangement. Equipment in vaults shall be listed or approved for above-ground use. Where multiple vaults are provided, adjacent vaults shall be allowed to share a common wall. The common wall shall be liquid and vapor tight and shall be designed to withstand the load imposed when the vault on either side of the wall is filled with water.

5303.16.8 Connections. Connections shall be provided to permit the venting of each vault to dilute, disperse and remove vapors prior to personnel entering the vault.

5303.16.9 Ventilation. Vaults shall be provided with an exhaust ventilation system installed in accordance with Section 5004.3. The ventilation system shall operate continuously or be designed to operate upon activation of the vapor or liquid detection system. The system shall provide ventilation at a rate of not less than 1 cubic foot per minute (cfm) per square foot [$0.00508 \text{ m}^3/(\text{s} \cdot \text{m}^2)$] of floor area, but not less than 150 cfm ($4 \text{ m}^3/\text{min}$). The exhaust system shall be designed to provide air movement across all parts of the vault floor for gases having a density greater than air and across all parts of the vault ceiling for gases having a density less than air. Supply ducts shall extend to within 3 inches (76 mm), but not more than 12 inches (305 mm), of the floor. Exhaust ducts shall extend to within 3 inches (76 mm), but not more than 12 inches (305 mm) of the floor or ceiling, for heavier-than-air or lighter-than-air gases, respectively. The exhaust system shall be installed in accordance with the *California Mechanical Code*.

5303.16.10 Monitoring and detection. Vaults shall be provided with approved vapor and liquid detection systems and equipped with on-site audible and visual warning devices with battery backup. Vapor detection systems shall sound an alarm when the system detects vapors that reach or exceed 25 percent of the lower explosive limit (LEL) or one-half the immediately dangerous to life and health (IDLH) concentration for the gas in the vault. Vapor detectors shall be located no higher than 12 inches (305 mm) above the lowest point in the vault for heavier-than-air gases and no lower than 12 inches (305 mm) below the highest point in the vault for lighter-than-air gases. Liquid detection systems shall sound an alarm upon detection of any liquid, including water. Liquid detectors shall be located in accordance with the manufacturers' instructions. Activation of either vapor or liquid detection systems shall cause a signal to be sounded at an approved, constantly attended location within the facility served by the tanks or at an approved location. Activation of vapor detection systems shall also shut off gas-handling equipment in the vault and dispensers.

5303.16.11 Liquid removal. Means shall be provided to recover liquid from the vault. Where a pump is used to meet this requirement, it shall not be permanently installed in the vault. Electric-powered portable pumps shall be suitable for use in Class I, Division 1 locations, as defined in *California Electrical Code*.

5303.16.12 Relief vents. Vent pipes for equipment in the vault shall terminate at least 12 feet (3658 mm) above ground level.

5303.16.13 Accessway. Vaults shall be provided with an approved personnel accessway with a minimum dimension of 30 inches (762 mm) and with a permanently affixed, nonferrous ladder. Accessways shall be designed to be nonsparking. Travel distance from any point inside a vault to an accessway shall not exceed 20 feet (6096 mm). At each entry point, a warning sign indicating the need for procedures for safe entry into confined spaces shall be posted. Entry points shall be secured against unauthorized entry and vandalism.

5303.16.14 Classified area. The interior of a vault containing a flammable gas shall be designated a Class I, Division 1 location, as defined in *California Electrical Code*.

SECTION 5304

STORAGE OF COMPRESSED GASES

5304.1 Upright storage. Compressed gas containers, cylinders and tanks, except those designed for use in a horizontal position, and all compressed gas containers, cylinders and tanks containing nonliquefied gases, shall be stored in an upright position with the valve end up. An upright position shall include conditions where the container, cylinder or tank axis is inclined as much as 45 degrees (0.80 rad) from the vertical.

Exceptions:

1. Compressed gas containers with a water volume less than 1.3 gallons (5 L) are allowed to be stored in a horizontal position.
2. Cylinders, containers and tanks containing nonflammable gases or cylinders, containers and tanks containing nonliquefied flammable gases, which have been secured to a pallet for transportation purposes.

5304.2 Material-specific regulations. In addition to the requirements of this section, indoor and outdoor storage of compressed gases shall comply with the material-specific provisions of Chapters 54, 58 and 60 through 67.

SECTION 5305

USE AND HANDLING OF COMPRESSED GASES

5305.1 Compressed gas systems. Compressed gas systems shall be suitable for the use intended and shall be designed by persons competent in such design. Compressed gas equipment, machinery and processes shall be listed or approved.

5305.2 Controls. Compressed gas system controls shall be designed to prevent materials from entering or leaving process or reaction systems at other than the intended time, rate or path. Automatic controls shall be designed to be fail safe.

5305.3 Piping systems. Piping, including tubing, valves, fittings and pressure regulators, shall comply with this section and Chapter 50. Piping, tubing, pressure regulators, valves and other apparatus shall be kept gas tight to prevent leakage.

5305.4 Valves. Valves utilized on compressed gas systems shall be suitable for the use intended and shall be accessible. Valve handles or operators for required shutoff valves shall not be removed or otherwise altered to prevent access.

5305.5 Venting. Venting of gases shall be directed to an approved location. Venting shall comply with the *California Mechanical Code*.

5305.6 Upright use. Compressed gas containers, cylinders and tanks, except those designed for use in a horizontal position, and all compressed gas containers, cylinders and tanks containing nonliquefied gases, shall be used in an upright position with the valve end up. An upright position shall include conditions where the container, cylinder or tank axis

COMPRESSED GASES

is inclined as much as 45 degrees (0.80 rad) from the vertical. Use of nonflammable liquefied gases in the inverted position when the liquid phase is used shall not be prohibited provided that the container, cylinder or tank is properly secured and the dispensing apparatus is designed for liquefied gas use.

Exception: Compressed gas containers, cylinders and tanks with a water volume less than 1.3 gallons (5 L) are allowed to be used in a horizontal position.

5305.7 Transfer. Transfer of gases between containers, cylinders and tanks shall be performed by qualified personnel using equipment and operating procedures in accordance with CGA P-1.

Exception: Fueling of vehicles with compressed natural gas (CNG).

5305.8 Use of compressed gas for inflation. Inflatable equipment, devices or balloons shall only be pressurized or filled with compressed air or inert gases.

5305.9 Material-specific regulations. In addition to the requirements of this section, indoor and outdoor use of compressed gases shall comply with the material-specific provisions of Chapters 54, 58 and 60 through 67.

5305.10 Handling. The handling of compressed gas containers, cylinders and tanks shall comply with Sections 5305.10.1 and 5305.10.2.

5305.10.1 Carts and trucks. Containers, cylinders and tanks shall be moved using an approved method. Where containers, cylinders or tanks are moved by hand cart, hand truck or other mobile device, such carts, trucks or devices shall be designed for the secure movement of containers, cylinders or tanks. Carts and trucks utilized for transport of compressed gas containers, cylinders and tanks within buildings shall comply with Section 5003.10. Carts and trucks utilized for transport of compressed gas containers, cylinders and tanks exterior to buildings shall be designed so that the containers, cylinders and tanks will be secured against dropping or otherwise striking against each other or other surfaces.

5305.10.2 Lifting devices. Ropes, chains or slings shall not be used to suspend compressed gas containers, cylinders and tanks unless provisions at time of manufacture have been made on the container, cylinder or tank for appropriate lifting attachments, such as lugs.

SECTION 5306 MEDICAL GAS SYSTEMS

5306.1 General. Compressed gases at hospitals and similar facilities intended for inhalation or sedation including, but not limited to, analgesia systems for dentistry, podiatry, veterinary and similar uses shall comply with Sections 5306.2 through 5306.4 in addition to other requirements of this chapter.

5306.2 Interior supply location. Medical gases shall be stored in areas dedicated to the storage of such gases without

other storage or uses. Where containers of medical gases in quantities greater than the permit amount are located inside buildings, they shall be in a 1-hour exterior room, a 1-hour interior room or a gas cabinet in accordance with Section 5306.2.1, 5306.2.2 or 5306.2.3, respectively. Rooms or areas where medical gases are stored or used in quantities exceeding the maximum allowable quantity per control area as set forth in Section 5003.1 shall be in accordance with the *California Building Code* for high-hazard Group H occupancies.

5306.2.1 One-hour exterior rooms. A 1-hour exterior room shall be a room or enclosure separated from the remainder of the building by fire barriers constructed in accordance with Section 707 of the *California Building Code* or horizontal assemblies constructed in accordance with Section 711 of the *California Building Code*, or both, with a fire-resistance rating of not less than 1 hour. Openings between the room or enclosure and interior spaces shall be self-closing smoke- and draft-control assemblies having a fire protection rating of not less than 1 hour. Rooms shall have at least one exterior wall that is provided with at least two vents. Each vent shall not be less than 36 square inches (0.023 m²) in area. One vent shall be within 6 inches (152 mm) of the floor and one shall be within 6 inches (152 mm) of the ceiling. Rooms shall be provided with at least one automatic sprinkler to provide container cooling in case of fire.

5306.2.2 One-hour interior room. When an exterior wall cannot be provided for the room, automatic sprinklers shall be installed within the room. The room shall be exhausted through a duct to the exterior. Supply and exhaust ducts shall be enclosed in a 1-hour-rated shaft enclosure from the room to the exterior. Approved mechanical ventilation shall comply with the *California Mechanical Code* and be provided at a minimum rate of 1 cubic foot per minute per square foot [0.00508 m³/(s · m²)] of the area of the room.

5306.2.3 Gas cabinets. Gas cabinets shall be constructed in accordance with Section 5003.8.6 and the following:

1. The average velocity of ventilation at the face of access ports or windows shall not be less than 200 feet per minute (1.02 m/s) with a minimum of 150 feet per minute (0.76 m/s) at any point of the access port or window.
2. They shall be connected to an exhaust system.
3. They shall be internally sprinklered.

5306.3 Exterior supply locations. Oxidizer medical gas systems located on the exterior of a building with quantities greater than the permit amount shall be located in accordance with Section 6304.2.1.

5306.4 Medical gas systems. Medical gas systems including, but not limited to, distribution piping, supply manifolds, connections, pressure regulators and relief devices and valves, shall comply with NFPA 99 and the general provisions of this chapter.

**SECTION 5307
COMPRESSED GASES
NOT OTHERWISE REGULATED**

5307.1 General. Compressed gases in storage or use not regulated by the material-specific provisions of Chapters 6, 54, 55 and 60 through 67, including asphyxiant, irritant and radioactive gases, shall comply with this section in addition to other requirements of this chapter.

5307.2 Ventilation. Indoor storage and use areas and storage buildings shall be provided with mechanical exhaust ventilation or natural ventilation in accordance with the requirements of Section 5004.3 or 5005.1.9. When mechanical ventilation is provided, the systems shall be operational during such time as the building or space is occupied.



CALIFORNIA FIRE CODE – MATRIX ADOPTION TABLE

CHAPTER 54 – CORROSIVE MATERIALS

(Matrix Adoption Tables are non-regulatory, intended only as an aid to the user.
See Chapter 1 for state agency authority and building applications.)

Adopting Agency	BSC	SFM		HCD			DSA		OSHPD				BSCC	DHS	AGR	DWR	CEC	CA	SL	SLC
		T-24	T-19*	1	2	1/AC	AC	SS	1	2	3	4								
Adopt Entire Chapter																				
Adopt Entire Chapter as amended (amended sections listed below)		X																		
Adopt only those sections that are listed below																				
[California Code of Regulations, Title 19, Division 1]																				
Chapter / Section																				
5404.2.1		X																		

* The California Code of Regulations (CCR), Title 19, Division 1 provisions that are found in the California Fire Code are a reprint from the current CCR, Title 19, Division 1 text for the code user's convenience only. The scope, applicability and appeals procedures of CCR, Title 19, Division I remain the same.

CHAPTER 54

CORROSIVE MATERIALS

SECTION 5401 GENERAL

5401.1 Scope. The storage and use of corrosive materials shall be in accordance with this chapter. Compressed gases shall also comply with Chapter 53.

Exceptions:

1. Display and storage in Group M and storage in Group S occupancies complying with Section 5003.11.
2. Stationary storage battery systems in accordance with Section 608.
3. This chapter shall not apply to R-717 (ammonia) where used as a refrigerant in a refrigeration system (see Section 606).

5401.2 Permits. Permits shall be required as set forth in Section 105.6.

SECTION 5402 DEFINITION

5402.1 Definition. The following term is defined in Chapter 2:
CORROSIVE.

SECTION 5403 GENERAL REQUIREMENTS

5403.1 Quantities not exceeding the maximum allowable quantity per control area. The storage and use of corrosive materials in amounts not exceeding the maximum allowable quantity per control area indicated in Section 5003.1 shall be in accordance with Sections 5001, 5003 and 5401.

5403.2 Quantities exceeding the maximum allowable quantity per control area. The storage and use of corrosive

materials in amounts exceeding the maximum allowable quantity per control area indicated in Section 5003.1 shall be in accordance with this chapter and Chapter 50.

SECTION 5404 STORAGE

5404.1 Indoor storage. Indoor storage of corrosive materials in amounts exceeding the maximum allowable quantity per control area indicated in Table 5003.1.1(2), shall be in accordance with Sections 5001, 5003, 5004 and this chapter.

5404.1.1 Liquid-tight floor. In addition to the provisions of Section 5004.12, floors in storage areas for corrosive liquids shall be of liquid-tight construction.

5404.2 Outdoor storage. Outdoor storage of corrosive materials in amounts exceeding the maximum allowable quantity per control area indicated in Table 5003.1.1(4) shall be in accordance with Sections 5001, 5003, 5004 and this chapter.

5404.2.1 Above-ground outside storage tanks. *When required by Section 5004.2.2, above-ground outside storage tanks of corrosive liquids shall be provided with secondary containment.*

5404.2.2 Distance from storage to exposures. Outdoor storage of corrosive materials shall not be within 20 feet (6096 mm) of buildings not associated with the manufacturing or distribution of such materials, lot lines, public streets, public alleys, public ways or means of egress. A 2-hour fire barrier without openings or penetrations, and extending not less than 30 inches (762 mm) above and to the sides of the storage area, is allowed in lieu of such distance. The wall shall either be an independent structure, or the exterior wall of the building adjacent to the storage area.

**SECTION 5405
USE**

5405.1 Indoor use. The indoor use of corrosive materials in amounts exceeding the maximum allowable quantity per control area indicated in Table 5003.1.1(2) shall be in accordance with Sections 5001, 5003, 5005 and this chapter.

5405.1.1 Liquid transfer. Corrosive liquids shall be transferred in accordance with Section 5005.1.10.

5405.1.2 Ventilation. When corrosive materials are dispensed or used, mechanical exhaust ventilation in accordance with Section 5005.2.1.1 shall be provided.

5405.2 Outdoor use. The outdoor use of corrosive materials in amounts exceeding the maximum allowable quantity per control area indicated in Table 5003.1.1(4) shall be in accordance with Sections 5001, 5003, 5005 and this chapter.

5405.2.1 Distance from use to exposures. Outdoor use of corrosive materials shall be located in accordance with Section 5404.2.2.

CALIFORNIA FIRE CODE – MATRIX ADOPTION TABLE

CHAPTER 55 – CRYOGENIC FLUIDS

(Matrix Adoption Tables are non-regulatory, intended only as an aid to the user.
See Chapter 1 for state agency authority and building applications.)

Adopting Agency	BSC	SFM		HCD			DSA		OSHDPD				BSCC	DHS	AGR	DWR	CEC	CA	SL	SLC
		T-24	T-19*	1	2	1/AC	AC	SS	1	2	3	4								
Adopt Entire Chapter		X																		
Adopt Entire Chapter as amended (amended sections listed below)																				
Adopt only those sections that are listed below																				
[California Code of Regulations, Title 19, Division 1]																				
Chapter / Section																				

* The *California Code of Regulations* (CCR), Title 19, Division 1 provisions that are found in the *California Fire Code* are a reprint from the current CCR, Title 19, Division 1 text for the code user's convenience only. The scope, applicability and appeals procedures of CCR, Title 19, Division I remain the same.

CHAPTER 55

CRYOGENIC FLUIDS

SECTION 5501 GENERAL

5501.1 Scope. Storage, use and handling of cryogenic fluids shall comply with this chapter. Cryogenic fluids classified as hazardous materials shall also comply with Chapter 50 for general requirements. Partially full containers containing residual cryogenic fluids shall be considered as full for the purposes of the controls required.

Exceptions:

1. Fluids used as refrigerants in refrigeration systems (see Section 606).
2. Liquefied natural gas (LNG), which shall comply with NFPA 59A.

Oxidizing cryogenic fluids, including oxygen, shall comply with NFPA 55 and Chapter 63, as applicable.

Flammable cryogenic fluids, including hydrogen, methane and carbon monoxide, shall comply with NFPA 55 and Chapters 23 and 58, as applicable.

Inert cryogenic fluids, including argon, helium and nitrogen, shall comply with CGA P-18.

5501.2 Permits. Permits shall be required as set forth in Section 105.6.

SECTION 5502 DEFINITIONS

5502.1 Definitions. The following terms are defined in Chapter 2.

CRYOGENIC CONTAINER.

CRYOGENIC FLUID.

CRYOGENIC VESSEL.

FLAMMABLE CRYOGENIC FLUID.

LOW-PRESSURE TANK.

SECTION 5503 GENERAL REQUIREMENTS

5503.1 Containers. Containers employed for storage or use of cryogenic fluids shall comply with Sections 5503.1.1 through 5503.1.3.2 and Chapter 50.

5503.1.1 Nonstandard containers. Containers, equipment and devices which are not in compliance with recognized standards for design and construction shall be approved upon presentation of satisfactory evidence that they are designed and constructed for safe operation.

5503.1.1.1 Data submitted for approval. The following data shall be submitted to the fire code official with reference to the deviation from the recognized standard with the application for approval.

1. Type and use of container, equipment or device.
2. Material to be stored, used or transported.
3. Description showing dimensions and materials used in construction.
4. Design pressure, maximum operating pressure and test pressure.
5. Type, size and setting of pressure relief devices.
6. Other data requested by the fire code official.

5503.1.2 Concrete containers. Concrete containers shall be built in accordance with the *California Building Code*. Barrier materials and membranes used in connection with concrete, but not functioning structurally, shall be compatible with the materials contained.

5503.1.3 Foundations and supports. Containers shall be provided with substantial concrete or masonry foundations, or structural steel supports on firm concrete or

CRYOGENIC FLUIDS

masonry foundations. Containers shall be supported to prevent the concentration of excessive loads on the supporting portion of the shell. Foundations for horizontal containers shall be constructed to accommodate expansion and contraction of the container. Foundations shall be provided to support the weight of vaporizers or heat exchangers.

5503.1.3.1 Temperature effects. When container foundations or supports are subject to exposure to temperatures below -150°F (-101°C), the foundations or supports shall be constructed of materials to withstand the low-temperature effects of cryogenic fluid spillage.

5503.1.3.2 Corrosion protection. Portions of containers in contact with foundations or saddles shall be painted to protect against corrosion.

5503.2 Pressure relief devices. Pressure relief devices shall be provided in accordance with Sections 5503.2.1 through 5503.2.7 to protect containers and systems containing cryogenic fluids from rupture in the event of overpressure. Pressure relief devices shall be designed in accordance with CGA S-1.1, CGA S-1.2 and CGA S-1.3.

5503.2.1 Containers. Containers shall be provided with pressure relief devices.

5503.2.2 Vessels or equipment other than containers. Heat exchangers, vaporizers, insulation casings surrounding containers, vessels and coaxial piping systems in which liquefied cryogenic fluids could be trapped because of leakage from the primary container shall be provided with a pressure relief device.

5503.2.3 Sizing. Pressure relief devices shall be sized in accordance with the specifications to which the container was fabricated. The relief device shall have sufficient capacity to prevent the maximum design pressure of the container or system from being exceeded.

5503.2.4 Accessibility. Pressure relief devices shall be located such that they are provided with ready access for inspection and repair.

5503.2.5 Arrangement. Pressure relief devices shall be arranged to discharge unobstructed to the open air in such a manner as to prevent impingement of escaping gas on personnel, containers, equipment and adjacent structures or to enter enclosed spaces.

Exception: DOTn-specified containers with an internal volume of 2 cubic feet (0.057 m^3) or less.

5503.2.6 Shutoffs between pressure relief devices and containers. Shutoff valves shall not be installed between pressure relief devices and containers.

Exception: A shutoff valve is allowed on containers equipped with multiple pressure-relief device installations where the arrangement of the valves provides the full required flow through the minimum number of required relief devices at all times.

5503.2.7 Temperature limits. Pressure relief devices shall not be subjected to cryogenic fluid temperatures except when operating.

5503.3 Pressure relief vent piping. Pressure relief vent-piping systems shall be constructed and arranged so as to remain functional and direct the flow of gas to a safe location in accordance with Sections 5503.3.1 and 5503.3.2.

5503.3.1 Sizing. Pressure relief device vent piping shall have a cross-sectional area not less than that of the pressure relief device vent opening and shall be arranged so as not to restrict the flow of escaping gas.

5503.3.2 Arrangement. Pressure relief device vent piping and drains in vent lines shall be arranged so that escaping gas will discharge unobstructed to the open air and not impinge on personnel, containers, equipment and adjacent structures or enter enclosed spaces. Pressure relief device vent lines shall be installed in such a manner to exclude or remove moisture and condensation and prevent malfunction of the pressure relief device because of freezing or ice accumulation.

5503.4 Marking. Cryogenic containers and systems shall be marked in accordance with Sections 5503.4.1 through 5503.4.6.

5503.4.1 Identification signs. Visible hazard identification signs in accordance with NFPA 704 shall be provided at entrances to buildings or areas in which cryogenic fluids are stored, handled or used.

5503.4.2 Identification of contents. Stationary and portable containers shall be marked with the name of the gas contained. Stationary above-ground containers shall be placarded in accordance with Sections 5003.5 and 5003.6. Portable containers shall be identified in accordance with CGA C-7.

5503.4.3 Identification of containers. Stationary containers shall be identified with the manufacturing specification and maximum allowable working pressure with a permanent nameplate. The nameplate shall be installed on the container in an accessible location. The nameplate shall be marked in accordance with the ASME *Boiler and Pressure Vessel Code* or DOTn 49 CFR Parts 100-185.

5503.4.4 Identification of container connections. Container inlet and outlet connections, liquid-level limit controls, valves and pressure gauges shall be identified in accordance with one of the following: marked with a permanent tag or label identifying their function, or identified by a schematic drawing which portrays their function and designates whether they are connected to the vapor or liquid space of the container. Where a schematic drawing is provided, it shall be attached to the container and maintained in a legible condition.

5503.4.5 Identification of piping systems. Piping systems shall be identified in accordance with ASME A13.1.

5503.4.6 Identification of emergency shutoff valves. Emergency shutoff valves shall be identified and the location shall be clearly visible and indicated by means of a sign.

5503.5 Security. Cryogenic containers and systems shall be secured against accidental dislodgement and against access by unauthorized personnel in accordance with Sections 5503.5.1 through 5503.5.4.

5503.5.1 Security of areas. Containers and systems shall be secured against unauthorized entry and safeguarded in an approved manner.

5503.5.2 Securing of containers. Stationary containers shall be secured to foundations in accordance with the *California Building Code*. Portable containers subject to shifting or upset shall be secured. Nesting shall be an acceptable means of securing containers.

5503.5.3 Securing of vaporizers. Vaporizers, heat exchangers and similar equipment shall be anchored to a suitable foundation and its connecting piping shall be sufficiently flexible to provide for the effects of expansion and contraction due to temperature changes.

5503.5.4 Physical protection. Containers, piping, valves, pressure relief devices, regulating equipment and other appurtenances shall be protected against physical damage and tampering.

5503.6 Electrical wiring and equipment. Electrical wiring and equipment shall comply with *California Electrical Code* and Sections 5503.7.1 and 5503.7.2.

5503.6.1 Location. Containers and systems shall not be located where they could become part of an electrical circuit.

5503.6.2 Electrical grounding and bonding. Containers and systems shall not be used for electrical grounding. When electrical grounding and bonding is required, the system shall comply with the *California Electrical Code*. The grounding system shall be protected against corrosion, including corrosion caused by stray electric currents.

5503.7 Service and repair. Service, repair, modification or removal of valves, pressure relief devices or other container appurtenances shall comply with Sections 5503.7.1 and 5503.7.2 and the *ASME Boiler and Pressure Vessel Code*, Section VIII or DOTn 49 CFR Parts 100-185.

5503.7.1 Containers. Containers that have been removed from service shall be handled in an approved manner.

5503.7.2 Systems. Service and repair of systems shall be performed by trained personnel.

5503.8 Unauthorized use. Containers shall not be used for any purpose other than to serve as a vessel for containing the product which it is designed to contain.

5503.9 Leaks, damage and corrosion. Leaking, damaged or corroded containers shall be removed from service. Leaking, damaged or corroded systems shall be replaced, repaired or removed in accordance with Section 5503.7.

5503.10 Lighting. When required, lighting, including emergency lighting, shall be provided for fire appliances and oper-

ating facilities such as walkways, control valves and gates ancillary to stationary containers.

SECTION 5504 STORAGE

5504.1 General. Storage of containers shall comply with this section.

5504.2 Indoor storage. Indoor storage of containers shall be in accordance with Sections 5504.2.1 through 5504.2.2.3.

5504.2.1 Stationary containers. Stationary containers shall be installed in accordance with the provisions applicable to the type of fluid stored and this section.

5504.2.1.1 Containers. Stationary containers shall comply with Section 5503.1.

5504.2.1.2 Construction of indoor areas. Cryogenic fluids in stationary containers stored indoors shall be located in buildings, rooms or areas constructed in accordance with the *California Building Code*.

5504.2.1.3 Ventilation. Storage areas for stationary containers shall be ventilated in accordance with the *California Mechanical Code*.

5504.2.2 Portable containers. Indoor storage of portable containers shall comply with the provisions applicable to the type of fluid stored and Sections 5504.2.2.1 through 5504.2.2.3.

5504.2.2.1 Containers. Portable containers shall comply with Section 5503.1.

5504.2.2.2 Construction of indoor areas. Cryogenic fluids in portable containers stored indoors shall be stored in buildings, rooms or areas constructed in accordance with the *California Building Code*.

5504.2.2.3 Ventilation. Storage areas shall be ventilated in accordance with the *California Mechanical Code*.

5504.3 Outdoor storage. Outdoor storage of containers shall be in accordance with Sections 5504.3.1 through 5504.3.1.2.3.

5504.3.1 Separation from hazardous conditions. Cryogenic containers and systems in outdoor storage shall be separated from materials and conditions that pose exposure hazards to or from each other in accordance with Sections 5504.3.1.1 through 5504.3.1.1.5.

5504.3.1.1 Stationary containers. Stationary containers shall be separated from exposure hazards in accordance with the provisions applicable to the type of fluid contained and the minimum separation distances indicated in Table 5504.3.1.1.

**TABLE 5504.3.1.1
SEPARATION OF STATIONARY
CONTAINERS FROM EXPOSURE HAZARDS**

EXPOSURE	MINIMUM DISTANCE (feet)
Buildings, regardless of construction type	1
Wall openings	1
Air intakes	10
Lot lines	5
Places of public assembly	50
Nonambulatory patient areas	50
Combustible materials such as paper, leaves, weeds, dry grass or debris	15
Other hazardous materials	In accordance with Chapter 50

For SI: 1 foot = 304.8 mm.

5504.3.1.1.1 Point-of-fill connections. Remote transfer points and fill connection points shall not be positioned closer to exposures than the minimum distances required for stationary containers.

5504.3.1.1.2 Surfaces beneath containers. Containers shall be placed on surfaces that are compatible with the fluid in the container.

5504.3.1.1.3 Location. Containers of cryogenic fluids shall not be located within diked areas containing other hazardous materials.

5504.3.1.1.4 Areas subject to flooding. Stationary containers located in areas subject to flooding shall be securely anchored or elevated to prevent the containers from separating from foundations or supports.

5504.3.1.1.5 Drainage. The area surrounding stationary containers shall be provided with a means to prevent accidental discharge of fluids from endangering personnel, containers, equipment and adjacent structures or to enter enclosed spaces. The stationary container shall not be placed where spilled or discharged fluids will be retained around the container.

Exception: These provisions shall not apply when it is determined by the fire code official that the container does not constitute a hazard, after consideration of special features such as crushed rock utilized as a heat sink, topographical conditions, nature of occupancy, proximity to structures on the same or adjacent property, and the capacity and construction of containers and character of fluids to be stored.

5504.3.1.2 Outdoor storage of portable containers. Outdoor storage of portable containers shall comply with Section 5503 and Sections 5504.3.1.2.1 through 5504.3.1.2.3.

5504.3.1.2.1 Exposure hazard separation. Portable containers in outdoor storage shall be separated from exposure hazards in accordance with Table 5504.3.1.2.1.

**TABLE 5504.3.1.2.1
SEPARATION OF PORTABLE
CONTAINERS FROM EXPOSURE HAZARDS**

EXPOSURE	MINIMUM DISTANCE (feet)
Building exits	10
Wall openings	1
Air intakes	10
Lot lines	5
Combustible materials such as paper, leaves, weeds, dry grass or debris	15
Other hazardous materials	In accordance with Chapter 50

For SI: 1 foot = 304.8 mm.

5504.3.1.2.2 Surfaces beneath containers. The surface of the area on which stationary containers are placed, including the surface of the area located below the point where connections are made for the purpose of filling such containers, shall be compatible with the fluid in the container.

5504.3.1.2.3 Drainage. The area surrounding portable containers shall be provided with a means to prevent accidental discharge of fluids from endangering adjacent containers, buildings, equipment or adjoining property.

Exception: These provisions shall not apply when it is determined by the fire code official that the container does not constitute a hazard.

SECTION 5505 USE AND HANDLING

5505.1 General. Use and handling of cryogenic fluid containers and systems shall comply with Sections 5505.1.1 through 5505.5.2.

5505.1.1 Cryogenic fluid systems. Cryogenic fluid systems shall be suitable for the use intended and designed by persons competent in such design. Equipment, machinery and processes shall be listed or approved.

5505.1.2 Piping systems. Piping, tubing, valves and joints and fittings conveying cryogenic fluids shall be installed in accordance with the material-specific provisions of Section 5501.1 and Sections 5505.1.2.1 through 5505.1.2.6.

5505.1.2.1 Design and construction. Piping systems shall be suitable for the use intended through the full range of pressure and temperature to which they will be subjected. Piping systems shall be designed and constructed to provide adequate allowance for expansion, contraction, vibration, settlement and fire exposure.

5505.1.2.2 Joints. Joints on container piping and tubing shall be threaded, welded, silver brazed or flanged.

5505.1.2.3 Valves and accessory equipment. Valves and accessory equipment shall be suitable for the intended use at the temperatures of the application and shall be designed and constructed to withstand the max-

imum pressure at the minimum temperature to which they will be subjected.

5505.1.2.3.1 Shutoff valves on containers. Shutoff valves shall be provided on all container connections except for pressure relief devices. Shutoff valves shall be provided with access thereto and located as close as practical to the container.

5505.1.2.3.2 Shutoff valves on piping. Shutoff valves shall be installed in piping containing cryogenic fluids where needed to limit the volume of liquid discharged in the event of piping or equipment failure. Pressure relief valves shall be installed where liquid is capable of being trapped between shutoff-valves in the piping system (see Section 5503.2).

5505.1.2.4 Physical protection and support. Piping systems shall be supported and protected from physical damage. Piping passing through walls shall be protected from mechanical damage.

5505.1.2.5 Corrosion protection. Above-ground piping that is subject to corrosion because of exposure to corrosive atmospheres, shall be constructed of materials to resist the corrosive environment or otherwise protected against corrosion. Below-ground piping shall be protected against corrosion.

5505.1.2.6 Testing. Piping systems shall be tested and proven free of leaks after installation as required by the standards to which they were designed and constructed. Test pressures shall not be less than 150 percent of the maximum allowable working pressure when hydraulic testing is conducted or 110 percent when testing is conducted pneumatically.

5505.2 Indoor use. Indoor use of cryogenic fluids shall comply with the material-specific provisions of Section 5501.1.

5505.3 Outdoor use. Outdoor use of cryogenic fluids shall comply with the material specific provisions of Sections 5501.1, 5505.3.1 and 5505.3.2.

5505.3.1 Separation. Distances from lot lines, buildings and exposure hazards shall comply with Section 5504.3 and the material-specific provisions of Section 5501.1.

5505.3.2 Emergency shutoff valves. Manual or automatic emergency shutoff valves shall be provided to shut off the cryogenic fluid supply in case of emergency. An emer-

gency shutoff valve shall be located at the source of supply and at the point where the system enters the building.

5505.4 Filling and dispensing. Filling and dispensing of cryogenic fluids shall comply with Sections 5505.4.1 through 5505.4.3.

5505.4.1 Dispensing areas. Dispensing of cryogenic fluids with physical or health hazards shall be conducted in approved locations. Dispensing indoors shall be conducted in areas constructed in accordance with the *California Building Code*.

5505.4.1.1 Ventilation. Indoor areas where cryogenic fluids are dispensed shall be ventilated in accordance with the requirements of the *California Mechanical Code* in a manner that captures any vapor at the point of generation.

Exception: Cryogenic fluids that can be demonstrated not to create harmful vapors.

5505.4.1.2 Piping systems. Piping systems utilized for filling or dispensing of cryogenic fluids shall be designed and constructed in accordance with Section 5505.1.2.

5505.4.2 Vehicle loading and unloading areas. Loading or unloading areas shall be conducted in an approved manner in accordance with the standards referenced in Section 5501.1.

5505.4.3 Limit controls. Limit controls shall be provided to prevent overfilling of stationary containers during filling operations.

5505.5 Handling. Handling of cryogenic containers shall comply with Sections 5505.5.1 and 5505.5.2.

5505.5.1 Carts and trucks. Cryogenic containers shall be moved using an approved method. Where cryogenic containers are moved by hand cart, hand truck or other mobile device, such carts, trucks or devices shall be designed for the secure movement of the container.

Carts and trucks used to transport cryogenic containers shall be designed to provide a stable base for the commodities to be transported and shall have a means of restraining containers to prevent accidental dislodgement.

5505.5.2 Closed containers. Pressurized containers shall be transported in a closed condition. Containers designed for use at atmospheric conditions shall be transported with appropriate loose fitting covers in place to prevent spillage.



CALIFORNIA FIRE CODE – MATRIX ADOPTION TABLE
CHAPTER 56 – EXPLOSIVES AND FIREWORKS
(Matrix Adoption Tables are non-regulatory, intended only as an aid to the user.
See Chapter 1 for state agency authority and building applications.)

Adopting Agency	BSC	SFM		HCD			DSA		OSHPD				BSCC	DHS	AGR	DWR	CEC	CA	SL	SLC
		T-24	T-19*	1	2	1/AC	AC	SS	1	2	3	4								
Adopt Entire Chapter																				
Adopt Entire Chapter as amended (amended sections listed below)		X																		
Adopt only those sections that are listed below																				
[California Code of Regulations, Title 19, Division 1]																				
Chapter / Section																				
5601.1		X																		
5608.1		X																		
5608.1.1		X																		

* The California Code of Regulations (CCR), Title 19, Division 1 provisions that are found in the California Fire Code are a reprint from the current CCR, Title 19, Division 1 text for the code user's convenience only. The scope, applicability and appeals procedures of CCR, Title 19, Division I remain the same.

CHAPTER 56
EXPLOSIVES AND FIREWORKS

SECTION 5601
GENERAL

> **5601.1 Scope.** For explosives requirements see California Code of Regulations, Title 19, Division 1, Chapter 10. For fireworks requirements see California Code of Regulations, Title 19, Division 1, Chapter 6.

Exceptions:

1. The Armed Forces of the United States, Coast Guard or National Guard.
2. Explosives in forms prescribed by the official United States Pharmacopoeia.
3. The possession, storage and use of small arms ammunition when packaged in accordance with DOTn packaging requirements.
- > 4. The use of explosive materials by federal, state and local regulatory, law enforcement and fire agencies acting in their official capacities.
- > 5. Items preempted by federal regulations.

5608.1.1 Scope. Fireworks and temporary storage, use, and handling of pyrotechnic special effects material used in motion pictures, television, and theatrical and group entertainment productions shall be in accordance with California Code of Regulations, Title 19, Division 1, Chapter 6 Fireworks.

SECTION 5608
FIREWORKS DISPLAY

> **5608.1 General.** Outdoor fireworks displays, use of pyrotechnics before a proximate audience and pyrotechnic special effects in theatrical and group entertainment productions shall comply with California Code of Regulations, Title 19, Division 1, Chapter 6 Fireworks.



CALIFORNIA FIRE CODE – MATRIX ADOPTION TABLE
CHAPTER 57 – FLAMMABLE AND COMBUSTIBLE LIQUIDS
 (Matrix Adoption Tables are non-regulatory, intended only as an aid to the user.
 See Chapter 1 for state agency authority and building applications.)

Adopting Agency	BSC	SFM		HCD			DSA		OSHPD				BSCC	DHS	AGR	DWR	CEC	CA	SL	SLC
		T-24	T-19*	1	2	1/AC	AC	SS	1	2	3	4								
Adopt Entire Chapter																				
Adopt Entire Chapter as amended (amended sections listed below)		X																		
Adopt only those sections that are listed below																				
[California Code of Regulations, Title 19, Division 1]			X																	
Chapter / Section																				
[T-19 §3.15]			X																	
5704.2.1		X																		
5704.2.9.2.2		X																		
5706.5.1.11		X																		

* The California Code of Regulations (CCR), Title 19, Division 1 provisions that are found in the California Fire Code are a reprint from the current CCR, Title 19, Division 1 text for the code user's convenience only. The scope, applicability and appeals procedures of CCR, Title 19, Division I remain the same.

CHAPTER 57
FLAMMABLE AND COMBUSTIBLE LIQUIDS

SECTION 5701
GENERAL

5701.1 Scope and application. Prevention, control and mitigation of dangerous conditions related to storage, use, dispensing, mixing and handling of flammable and combustible liquids shall be in accordance with Chapter 50 and this chapter.

[California Code of Regulations, Title 19, Division 1, §3.15] Flammable and Combustible Liquids.

Flammable and combustible liquids shall not be placed, stored or handled in any occupancy within the scope of California Code of Regulations, Title 19, Division 1 regulations, except as provided in the California Fire Code.

5701.2 Nonapplicability. This chapter shall not apply to liquids as otherwise provided in other laws or regulations or chapters of this code, including:

1. Specific provisions for flammable liquids in motor fuel-dispensing facilities, repair garages, airports and marinas in Chapter 23.
2. Medicines, foodstuffs, cosmetics, and commercial, institutional and industrial products containing not more than 50 percent by volume of water-miscible liquids and with the remainder of the solution not being flammable, provided that such materials are packaged in individual containers not exceeding 1.3 gallons (5 L).
3. Quantities of alcoholic beverages in retail or wholesale sales or storage occupancies, provided that the

liquids are packaged in individual containers not exceeding 1.3 gallons (5 L).

4. Storage and use of fuel oil in tanks and containers connected to oil-burning equipment. Such storage and use shall be in accordance with Section 603. For abandonment of fuel oil tanks, this chapter applies.
5. Refrigerant liquids and oils in refrigeration systems (see Section 606).
6. Storage and display of aerosol products complying with Chapter 51.
7. Storage and use of liquids that have no fire point when tested in accordance with ASTM D 92.
8. Liquids with a flash point greater than 95°F (35°C) in a water-miscible solution or dispersion with a water and inert (noncombustible) solids content of more than 80 percent by weight, which do not sustain combustion.
9. Liquids without flash points that can be flammable under some conditions, such as certain halogenated hydrocarbons and mixtures containing halogenated hydrocarbons.
10. The storage of distilled spirits and wines in wooden barrels and casks.

5701.3 Referenced documents. The applicable requirements of Chapter 50, other chapters of this code, the California Building Code and the California Mechanical Code pertaining to flammable liquids shall apply.

5701.4 Permits. Permits shall be required as set forth in Sections 105.6 and 105.7.

FLAMMABLE AND COMBUSTIBLE LIQUIDS

5701.5 Material classification. Flammable and combustible liquids shall be classified in accordance with the definitions in Chapter 2.

When mixed with lower flash-point liquids, Class II or III liquids are capable of assuming the characteristics of the lower flash-point liquids. Under such conditions, the appropriate provisions of this chapter for the actual flash point of the mixed liquid shall apply.

When heated above their flash points, Class II and III liquids assume the characteristics of Class I liquids. Under such conditions, the appropriate provisions of this chapter for flammable liquids shall apply.

SECTION 5702 DEFINITIONS

5702.1 Definitions. The following terms are defined in Chapter 2:

ALCOHOL-BASED HAND RUB.

BULK PLANT OR TERMINAL.

BULK TRANSFER.

COMBUSTIBLE LIQUID.

Class II.

Class IIIA.

Class IIIB.

FIRE POINT.

FLAMMABLE LIQUID.

Class IA.

Class IB.

Class IC.

FLASH POINT.

FUEL LIMIT SWITCH.

LIQUID STORAGE ROOM.

LIQUID STORAGE WAREHOUSE.

MOBILE FUELING.

PROCESS TRANSFER.

REFINERY.

REMOTE EMERGENCY SHUTOFF DEVICE.

REMOTE SOLVENT RESERVOIR.

SOLVENT DISTILLATION UNIT.

TANK, PRIMARY.

SECTION 5703 GENERAL REQUIREMENTS

5703.1 Electrical. Electrical wiring and equipment shall be installed and maintained in accordance with Section 605 and *California Electrical Code*.

5703.1.1 Classified locations for flammable liquids.

Areas where flammable liquids are stored, handled, dispensed or mixed shall be in accordance with Table 5703.1.1. A classified area shall not extend beyond an unpierced floor, roof or other solid partition.

The extent of the classified area is allowed to be reduced, or eliminated, where sufficient technical justification is provided to the fire code official that a concentration in the area in excess of 25 percent of the lower flammable limit (LFL) cannot be generated.

5703.1.2 Classified locations for combustible liquids.

Areas where Class II or III liquids are heated above their flash points shall have electrical installations in accordance with Section 5703.1.1.

Exception: Solvent distillation units in accordance with Section 5705.4.

5703.1.3 Other applications. The fire code official is authorized to determine the extent of the Class I electrical equipment and wiring location when a condition is not specifically covered by these requirements or *the California Electrical Code*.

5703.2 Fire protection. Fire protection for the storage, use, dispensing, mixing, handling and on-site transportation of flammable and combustible liquids shall be in accordance with this chapter and applicable sections of Chapter 9.

5703.2.1 Portable fire extinguishers and hose lines. Portable fire extinguishers shall be provided in accordance with Section 906. Hose lines shall be provided in accordance with Section 905.

5703.3 Site assessment. In the event of a spill, leak or discharge from a tank system, a site assessment shall be completed by the owner or operator of such tank system if the fire code official determines that a potential fire or explosion hazard exists. Such site assessments shall be conducted to ascertain potential fire hazards and shall be completed and submitted to the fire department within a time period established by the fire code official, not to exceed 60 days.

5703.4 Spill control and secondary containment. Where the maximum allowable quantity per control area is exceeded, and when required by Section 5004.2, rooms, buildings or areas used for storage, dispensing, use, mixing or handling of Class I, II and IIIA liquids shall be provided with spill control and secondary containment in accordance with Section 5004.2.

5703.5 Labeling and signage. The fire code official is authorized to require warning signs for the purpose of identifying the hazards of storing or using flammable liquids. Signage for identification and warning such as for the inherent hazard of flammable liquids or smoking shall be provided in accordance with this chapter and Sections 5003.5 and 5003.6.

5703.5.1 Style. Warning signs shall be of a durable material. Signs warning of the hazard of flammable liquids shall have white lettering on a red background and shall read: DANGER—FLAMMABLE LIQUIDS. Letters shall not be less than 3 inches (76 mm) in height and 1/2 inch (12.7 mm) in stroke.

5703.5.2 Location. Signs shall be posted in locations as required by the fire code official. Piping containing flammable liquids shall be identified in accordance with ASME A13.1.

TABLE 5703.1.1
CLASS I ELECTRICAL EQUIPMENT LOCATIONS^a

LOCATION	GROUP D DIVISION	EXTENT OF CLASSIFIED AREA
Underground tank fill opening	1	Pits, boxes or spaces below grade level, any part of which is within the Division 1 or 2 classified area.
	2	Up to 18 inches above grade level within a horizontal radius of 10 feet from a loose-fill connection and within a horizontal radius of 5 feet from a tight-fill connection.
Vent—Discharging upward	1	Within 3 feet of open end of vent, extending in all directions.
	2	Area between 3 feet and 5 feet of open end of vent, extending in all directions.
Drum and container filling Outdoor or indoor with adequate ventilation	1	Within 3 feet of vent and fill opening, extending in all directions.
	2	Area between 3 feet and 5 feet from vent of fill opening, extending in all directions. Also up to 18 inches above floor or grade level within a horizontal radius of 10 feet from vent or fill opening.
Pumps, bleeders, withdrawal fittings, meters and similar devices Indoor	2	Within 5 feet of any edge of such devices, extending in all directions. Also up to 3 feet above floor or grade level within 25 feet horizontally from any edge of such devices.
	2	Within 3 feet of any edge of such devices, extending in all directions. Also up to 18 inches above floor or grade level within 10 feet horizontally from an edge of such devices.
Pits Without mechanical ventilation With mechanical ventilation Containing valves, fittings or piping, and not within a Division 1 or 2 classified area	1	Entire area within pit if any part is within a Division 1 or 2 classified area.
	2	Entire area within pit if any part is within a Division 1 or 2 classified area.
	2	Entire pit.
Drainage ditches, separators, impounding basins Indoor	1 or 2	Same as pits.
	2	Area up to 18 inches above ditch, separator or basin. Also up to 18 inches above grade within 15 feet horizontal from any edge.
Tank vehicle and tank car ^b Loading through open dome Loading through bottom connections with atmospheric venting	1	Within 3 feet of edge of dome, extending in all directions.
	2	Area between 3 feet and 15 feet from edge of dome, extending in all directions.
	1	Within 3 feet of point of venting to atmosphere, extending in all directions.
	2	Area between 3 feet and 15 feet from point of venting to atmosphere, extending in all directions. Also up to 18 inches above grade within a horizontal radius of 10 feet from point of loading connection.

(continued)

TABLE 5703.1.1—continued
CLASS I ELECTRICAL EQUIPMENT LOCATIONS*

LOCATION	GROUP D DIVISION	EXTENT OF CLASSIFIED AREA
Tank vehicle and tank car^b—continued Loading through closed dome with atmospheric venting	1	Within 3 feet of open end of vent, extending in all directions.
	2	Area between 3 feet and 15 feet from open end of vent, extending in all directions. Also within 3 feet of edge of dome, extending in all directions.
Loading through closed dome with vapor control	2	Within 3 feet of point of connection of both fill and vapor lines, extending in all directions.
Bottom loading with vapor control or any bottom unloading	2	Within 3 feet of point of connection, extending in all directions. Also up to 18 inches above grade within a horizontal radius of 10 feet from point of connection.
Storage and repair garage for tank vehicles	1	Pits or spaces below floor level.
	2	Area up to 18 inches above floor or grade level for entire storage or repair garage.
Garages for other than tank vehicles	Ordinary	Where there is an opening to these rooms within the extent of an outdoor classified area, the entire room shall be classified the same as the area classification at the point of the opening.
Outdoor drum storage	Ordinary	—
Indoor warehousing where there is no flammable liquid transfer	Ordinary	Where there is an opening to these rooms within the extent of an indoor classified area, the room shall be classified the same as if the wall, curb or partition did not exist.
Indoor equipment where flammable vapor/air mixtures could exist under normal operations	1	Area within 5 feet of any edge of such equipment, extending in all directions.
	2	Area between 5 feet and 8 feet of any edge of such equipment, extending in all directions. Also, area up to 3 feet above floor or grade level within 5 feet to 25 feet horizontally from any edge of such equipment.
Outdoor equipment where flammable vapor/air mixtures could exist under normal operations	1	Area within 3 feet of any edge of such equipment, extending in all directions.
	2	Area between 3 feet and 8 feet of any edge of such equipment extending in all directions. Also, area up to 3 feet above floor or grade level within 3 feet to 10 feet horizontally from any edge of such equipment.
Tank—Above ground Shell, ends or roof and dike area	1	Area inside dike where dike height is greater than the distance from the tank to the dike for more than 50 percent of the tank circumference.
	2	Area within 10 feet from shell, ends or roof of tank. Area inside dikes to level of top of dike.
Vent	1	Area within 5 feet of open end of vent, extending in all directions.
	2	Area between 5 feet and 10 feet from open end of vent, extending in all directions.
Floating roof	1	Area above the roof and within the shell.
Office and restrooms	Ordinary	Where there is an opening to these rooms within the extent of an indoor classified location, the room shall be classified the same as if the wall, curb or partition did not exist.

For SI: 1 inch = 25.4 mm, 1 foot = 304.8 mm.

a. Locations as classified in the *California Electrical Code*.

b. When classifying extent of area, consideration shall be given to the fact that tank cars or tank vehicles can be spotted at varying points. Therefore, the extremities of the loading or unloading positions shall be used.

c. The release of Class I liquids can generate vapors to the extent that the entire building, and possibly a zone surrounding it, are considered a Class I, Division 2 location.

5703.5.3 Warning labels. Individual containers, packages and cartons shall be identified, marked, labeled and placarded in accordance with federal regulations and applicable state laws.

5703.5.4 Identification. Color coding or other approved identification means shall be provided on each loading and unloading riser for flammable or combustible liquids to identify the contents of the tank served by the riser.

5703.6 Piping systems. Piping systems, and their component parts, for flammable and combustible liquids shall be in accordance with Sections 5703.6.1 through 5703.6.11.

5703.6.1 Nonapplicability. The provisions of Section 5703.6 shall not apply to gas or oil well installations; piping that is integral to stationary or portable engines, including aircraft, watercraft and motor vehicles; and piping in connection with boilers and pressure vessels regulated by the *California Mechanical Code*.

5703.6.2 Design, fabrication and installation of piping systems and components. Piping system components shall be designed and fabricated in accordance with the applicable standard listed in Table 5703.6.2 and Chapter 27 of NFPA 30, except as modified by Section 5703.6.2.1.

**TABLE 5703.6.2
PIPING STANDARDS**

PIPING USE	STANDARD
Power Piping	ASME B31.1
Process Piping	ASME B31.3
Pipeline Transportation Systems for Liquid Hydrocarbons and Other Liquids	ASME B31.4
Building Services Piping	ASME B31.9

5703.6.2.1 Special materials. Low-melting-point materials (such as aluminum, copper or brass), materials that soften on fire exposure (such as nonmetallic materials) and nonductile material (such as cast iron) shall be acceptable for use underground in accordance with the applicable standard listed in Table 5703.6.2. When such materials are used outdoors in above-ground piping systems or within buildings, they shall be in accordance with the applicable standard listed in Table 5703.6.2 and one of the following:

1. Suitably protected against fire exposure.
2. Located where leakage from failure would not unduly expose people or structures.
3. Located where leakage can be readily controlled by operation of accessible remotely located valves.

In all cases, nonmetallic piping shall be used in accordance with Section 27.4.6 of NFPA 30.

5703.6.3 Testing. Unless tested in accordance with the applicable section of ASME B31.9, piping, before being covered, enclosed or placed in use, shall be hydrostatically tested to 150 percent of the maximum anticipated pressure of the system, or pneumatically tested to 110 percent of the maximum anticipated pressure of the system, but not less than 5 pounds per square inch gauge (psig) (34.47 kPa) at the highest point of the system. This test shall be

maintained for a sufficient time period to complete visual inspection of joints and connections. For a minimum of 10 minutes, there shall be no leakage or permanent distortion. Care shall be exercised to ensure that these pressures are not applied to vented storage tanks. Such storage tanks shall be tested independently from the piping.

5703.6.3.1 Existing piping. Existing piping shall be tested in accordance with this section when the fire code official has reasonable cause to believe that a leak exists. Piping that could contain flammable or combustible liquids shall not be tested pneumatically. Such tests shall be at the expense of the owner or operator.

Exception: Vapor-recovery piping is allowed to be tested using an inert gas.

5703.6.4 Protection from vehicles. Guard posts or other approved means shall be provided to protect piping, valves or fittings subject to vehicular damage in accordance with Section 312.

5703.6.5 Protection from external corrosion and galvanic action. Where subject to external corrosion, piping, related fluid-handling components and supports for both underground and above-ground applications shall be fabricated from noncorrosive materials, and coated or provided with corrosion protection. Dissimilar metallic parts that promote galvanic action shall not be joined.

5703.6.6 Valves. Piping systems shall contain a sufficient number of manual control valves and check valves to operate the system properly and to protect the plant under both normal and emergency conditions. Piping systems in connection with pumps shall contain a sufficient number of such valves to control properly the flow of liquids in normal operation and in the event of physical damage or fire exposure.

5703.6.6.1 Backflow protections. Connections to pipelines or piping by which equipment (such as tank cars, tank vehicles or marine vessels) discharges liquids into storage tanks shall be provided with check valves or block valves for automatic protection against backflow where the piping arrangement is such that backflow from the system is possible. Where loading and unloading is done through a common pipe system, a check valve is not required. However, a block valve shall be provided which is located so as to be readily accessible or remotely operable.

5703.6.6.2 Manual drainage. Manual drainage-control valves shall be located at approved locations remote from the tanks, diked area, drainage system and impounding basin to ensure their operation in a fire condition.

5703.6.7 Connections. Above-ground tanks with connections located below normal liquid level shall be provided with internal or external isolation valves located as close as practical to the shell of the tank. Except for liquids whose chemical characteristics are incompatible with steel, such valves, when external, and their connections to the tank shall be of steel.

5703.6.8 Piping supports. Piping systems shall be substantially supported and protected against physical damage and excessive stresses arising from settlement, vibration, expansion, contraction or exposure to fire. The supports shall be protected against exposure to fire by one of the following:

1. Draining liquid away from the piping system at a minimum slope of not less than 1 percent.
2. Providing protection with a fire-resistance rating of not less than 2 hours.
3. Other approved methods.

5703.6.9 Flexible joints. Flexible joints shall be listed and approved and shall be installed on underground liquid, vapor and vent piping at all of the following locations:

1. Where piping connects to underground tanks.
2. Where piping ends at pump islands and vent risers.
3. At points where differential movement in the piping can occur.

5703.6.9.1 Fiberglass-reinforced plastic piping. Fiberglass-reinforced plastic (FRP) piping is not required to be provided with flexible joints in locations where both of the following conditions are present:

1. Piping does not exceed 4 inches (102 mm) in diameter.
2. Piping has a straight run of not less than 4 feet (1219 mm) on one side of the connection when such connections result in a change of direction.

In lieu of the minimum 4-foot (1219 mm) straight run length, approved and listed flexible joints are allowed to be used under dispensers and suction pumps, at submerged pumps and tanks, and where vents extend above ground.

5703.6.10 Pipe joints. Joints shall be liquid tight and shall be welded, flanged or threaded except that listed flexible connectors are allowed in accordance with Section 5703.6.9. Threaded or flanged joints shall fit tightly by using approved methods and materials for the type of joint. Joints in piping systems used for Class I liquids shall be welded when located in concealed spaces within buildings.

Nonmetallic joints shall be approved and shall be installed in accordance with the manufacturer's instructions.

Pipe joints that are dependent on the friction characteristics or resiliency of combustible materials for liquid tightness of piping shall not be used in buildings. Piping shall be secured to prevent disengagement at the fitting.

5703.6.11 Bends. Pipe and tubing shall be bent in accordance with ASME B31.9.

**SECTION 5704
STORAGE**

5704.1 General. The storage of flammable and combustible liquids in containers and tanks shall be in accordance with this section and the applicable sections of Chapter 50.

5704.2 Tank storage. The provisions of this section shall apply to:

1. The storage of flammable and combustible liquids in fixed above-ground and underground tanks.
2. The storage of flammable and combustible liquids in fixed above-ground tanks inside of buildings.
3. The storage of flammable and combustible liquids in portable tanks whose capacity exceeds 660 gallons (2498 L).
4. The installation of such tanks and portable tanks.

5704.2.1 Change of tank contents. Tanks subject to change in contents shall be in accordance with Section 5704.2.7. Prior to a change in contents, the fire code official is authorized to require testing of a tank.

Tanks that have previously contained Class I liquids shall not be loaded with Class II or Class III liquids until such tanks and all piping, pumps, hoses and meters connected thereto have been completely drained and flushed.

Exception: When approved by the Enforcing Agency, the procedures prescribed in API (API-RP-2003) Recommended Practices 2003, entitled: "Protection Against Ignitions Arising Out of Static, Lightning, and Stray Currents," may be used for changing tank contents.

5704.2.2 Use of tank vehicles and tank cars as storage tanks. Tank cars and tank vehicles shall not be used as storage tanks.

5704.2.3 Labeling and signs. Labeling and signs for storage tanks and storage tank areas shall comply with Sections 5704.2.3.1 and 5704.2.3.2.

5704.2.3.1 Smoking and open flame. Signs shall be posted in storage areas prohibiting open flames and smoking. Signs shall comply with Section 5703.5.

5704.2.3.2 Label or placard. Tanks more than 100 gallons (379 L) in capacity, which are permanently installed or mounted and used for the storage of Class I, II or III liquids, shall bear a label and placard identifying the material therein. Placards shall be in accordance with NFPA 704.

Exceptions:

1. Tanks of 300-gallon (1136 L) capacity or less located on private property and used for heating and cooking fuels in single-family dwellings.
2. Tanks located underground.

5704.2.4 Sources of ignition. Smoking and open flames are prohibited in storage areas in accordance with Section 5003.7.

Exception: Areas designated as smoking and hot work areas, and areas where hot work permits have been issued in accordance with this code.

5704.2.5 Explosion control. Explosion control shall be provided in accordance with Section 911.

5704.2.6 Separation from incompatible materials. Storage of flammable and combustible liquids shall be separated from incompatible materials in accordance with Section 5003.9.8.

Grass, weeds, combustible materials and waste Class I, II or IIIA liquids shall not be accumulated in an unsafe manner at a storage site.

5704.2.7 Design, construction and general installation requirements for tanks. The design, fabrication and construction of tanks shall comply with NFPA 30. Each tank shall bear a permanent nameplate or marking indicating the standard used as the basis of design.

5704.2.7.1 Materials used in tank construction. The materials used in tank construction shall be in accordance with NFPA 30.

5704.2.7.2 Pressure limitations for tanks. Tanks shall be designed for the pressures to which they will be subjected in accordance with NFPA 30.

5704.2.7.3 Tank vents for normal venting. Tank vents for normal venting shall be installed and maintained in accordance with Sections 5704.2.7.3.1 through 5704.2.7.3.6.

5704.2.7.3.1 Vent lines. Vent lines from tanks shall not be used for purposes other than venting unless approved.

5704.2.7.3.2 Vent-line flame arresters and pressure-vacuum vents. Listed or approved flame arresters or pressure-vacuum (PV) vents that remain closed unless venting under pressure or vacuum conditions shall be installed in normal vents of tanks containing Class IB and IC liquids.

Exception: When determined by the fire code official that the use of such devices can result in damage to the tank.

Vent-line flame arresters shall be installed in accordance with their listing or API 2000 and maintained in accordance with Section 21.8.6 of NFPA 30 or API 2000. In-line flame arresters in piping systems shall be installed and maintained in accordance with their listing or API 2028. Pressure-vacuum vents shall be installed in accordance with Section 21.4.3 of NFPA 30 or API 2000 and maintained in accordance with Section 21.8.6 of NFPA 30 or API 2000.

5704.2.7.3.3 Vent pipe outlets. Vent pipe outlets for tanks storing Class I, II or IIIA liquids shall be located such that the vapors are released at a safe point outside of buildings and not less than 12 feet

(3658 mm) above the finished ground level. Vapors shall be discharged upward or horizontally away from adjacent walls to assist in vapor dispersion. Vent outlets shall be located such that flammable vapors will not be trapped by eaves or other obstructions and shall be at least 5 feet (1524 mm) from building openings or lot lines of properties that can be built upon. Vent outlets on atmospheric tanks storing Class IIIB liquids are allowed to discharge inside a building if the vent is a normally closed vent.

Exception: Vent pipe outlets on tanks storing Class IIIB liquid inside buildings and connected to fuel-burning equipment shall be located such that the vapors are released to a safe location outside of buildings.

5704.2.7.3.4 Installation of vent piping. Vent piping shall be designed, sized, constructed and installed in accordance with Section 5703.6. Vent pipes shall be installed such that they will drain toward the tank without sags or traps in which liquid can collect. Vent pipes shall be installed in such a manner so as not to be subject to physical damage or vibration.

5704.2.7.3.5 Manifolding. Tank vent piping shall not be manifolded unless required for special purposes such as vapor recovery, vapor conservation or air pollution control.

5704.2.7.3.5.1 Above-ground tanks. For above-ground tanks, manifolded vent pipes shall be adequately sized to prevent system pressure limits from being exceeded when manifolded tanks are subject to the same fire exposure.

5704.2.7.3.5.2 Underground tanks. For underground tanks, manifolded vent pipes shall be sized to prevent system pressure limits from being exceeded when manifolded tanks are filled simultaneously.

5704.2.7.3.5.3 Tanks storing Class I liquids. Vent piping for tanks storing Class I liquids shall not be manifolded with vent piping for tanks storing Class II and III liquids unless positive means are provided to prevent the vapors from Class I liquids from entering tanks storing Class II and III liquids, to prevent contamination and possible change in classification of less volatile liquid.

5704.2.7.3.6 Tank venting for tanks and pressure vessels storing Class IB and IC liquids. Tanks and pressure vessels storing Class IB or IC liquids shall be equipped with venting devices which shall be normally closed except when venting under pressure or vacuum conditions, or with listed flame arresters. The vents shall be installed and maintained in accordance with Section 21.4.3 of NFPA 30 or API 2000.

5704.2.7.4 Emergency venting. Stationary, above-ground tanks shall be equipped with additional venting that will relieve excessive internal pressure caused by

exposure to fires. Emergency vents for Class I, II and IIIA liquids shall not discharge inside buildings. The venting shall be installed and maintained in accordance with Section 22.7 of NFPA 30.

Exceptions:

1. Tanks larger than 12,000 gallons (45 420 L) in capacity storing Class IIIB liquids which are not within the diked area or the drainage path of Class I or II liquids do not require emergency relief venting.
2. Emergency vents on protected above-ground tanks complying with UL 2085 containing Class II or IIIA liquids are allowed to discharge inside the building.

5704.2.7.5 Tank openings other than vents. Tank openings for other than vents shall comply with Sections 5704.2.7.5.1 through 5704.2.7.5.8.

5704.2.7.5.1 Connections below liquid level. Connections for tank openings below the liquid level shall be liquid tight.

5704.2.7.5.2 Filling, emptying and vapor recovery connections. Filling, emptying and vapor recovery connections to tanks containing Class I, II or IIIA liquids shall be located outside of buildings in accordance with Section 5704.2.7.5.6 at a location free from sources of ignition and not less than 5 feet (1524 mm) away from building openings or lot lines of property that can be built upon. Such openings shall be properly identified and provided with a liquid-tight cap which shall be closed when not in use.

Filling and emptying connections to indoor tanks containing Class IIIB liquids and connected to fuel-burning equipment shall be located at a finished ground level location outside of buildings. Such openings shall be provided with a liquid-tight cap which shall be closed when not in use. A sign in accordance with Section 5003.6 that displays the following warning shall be permanently attached at the filling location:

TRANSFERRING FUEL OTHER THAN
CLASS IIIB COMBUSTIBLE LIQUID TO
THIS TANK CONNECTION IS A VIOLATION
OF THE FIRE CODE AND IS STRICTLY
PROHIBITED

5704.2.7.5.3 Piping, connections and fittings. Piping, connections, fittings and other appurtenances shall be installed in accordance with Section 5703.6.

5704.2.7.5.4 Manual gauging. Openings for manual gauging, if independent of the fill pipe, shall be provided with a liquid-tight cap or cover. Covers shall be kept closed when not gauging. If inside a building, such openings shall be protected against liquid overflow and possible vapor release by means

of a spring-loaded check valve or other approved device.

5704.2.7.5.5 Fill pipes and discharge lines. For top-loaded tanks, a metallic fill pipe shall be designed and installed to minimize the generation of static electricity by terminating the pipe within 6 inches (152 mm) of the bottom of the tank, and it shall be installed in a manner which avoids excessive vibration.

5704.2.7.5.5.1 Class I liquids. For Class I liquids other than crude oil, gasoline and asphalt, the fill pipe shall be designed and installed in a manner which will minimize the possibility of generating static electricity by terminating within 6 inches (152 mm) of the bottom of the tank.

5704.2.7.5.5.2 Underground tanks. For underground tanks, fill pipe and discharge lines shall enter only through the top. Fill lines shall be sloped toward the tank. Underground tanks for Class I liquids having a capacity greater than 1,000 gallons (3785 L) shall be equipped with a tight fill device for connecting the fill hose to the tank.

5704.2.7.5.6 Location of connections that are made or broken. Filling, withdrawal and vapor-recovery connections for Class I, II and IIIA liquids which are made and broken shall be located outside of buildings, not more than 5 feet (1524 mm) above the finished ground level, in an approved location in close proximity to the parked delivery vehicle. Such location shall be away from sources of ignition and not less than 5 feet (1524 mm) away from building openings. Such connections shall be closed and liquid tight when not in use and shall be properly identified.

5704.2.7.5.7 Protection against vapor release. Tank openings provided for purposes of vapor recovery shall be protected against possible vapor release by means of a spring-loaded check valve or dry-break connections, or other approved device, unless the opening is a pipe connected to a vapor processing system. Openings designed for combined fill and vapor recovery shall also be protected against vapor release unless connection of the liquid delivery line to the fill pipe simultaneously connects the vapor recovery line. Connections shall be vapor tight.

5704.2.7.5.8 Overfill prevention. An approved means or method in accordance with Section 5704.2.9.7.6 shall be provided to prevent the overflow of all Class I, II and IIIA liquid storage tanks. Storage tanks in refineries, bulk plants or terminals regulated by Section 5706.4 or 5706.7 shall have overfill protection in accordance with API 2350.

An approved means or method in accordance with Section 5704.2.9.7.6 shall be provided to prevent the overfilling of Class IIIB liquid storage tanks connected to fuel-burning equipment inside buildings.

Exception: Outside above-ground tanks with a capacity of 1,320 gallons (5000 L) or less.

5704.2.7.6 Repair, alteration or reconstruction of tanks and piping. The repair, alteration or reconstruction, including welding, cutting and hot tapping of storage tanks and piping that have been placed in service, shall be in accordance with NFPA 30.

5704.2.7.7 Design of supports. The design of the supporting structure for tanks shall be in accordance with the *California Building Code* and NFPA 30.

5704.2.7.8 Locations subject to flooding. Where a tank is located in an area where it is subject to buoyancy because of a rise in the water table, flooding or accumulation of water from fire suppression operations, uplift protection shall be provided in accordance with Sections 22.14 and 23.14 of NFPA 30.

5704.2.7.9 Corrosion protection. Where subject to external corrosion, tanks shall be fabricated from corrosion-resistant materials, coated or provided with corrosion protection in accordance with Section 23.3.4 of NFPA 30.

5704.2.7.10 Leak reporting. A consistent or accidental loss of liquid, or other indication of a leak from a tank system, shall be reported immediately to the fire department, the fire code official and other authorities having jurisdiction.

5704.2.7.10.1 Leaking tank disposition. Leaking tanks shall be promptly emptied, repaired and returned to service, abandoned or removed in accordance with Section 5704.2.13 or 5704.2.14.

5704.2.7.11 Tank lining. Steel tanks are allowed to be lined only for the purpose of protecting the interior from corrosion or providing compatibility with a material to be stored. Only those liquids tested for compatibility with the lining material are allowed to be stored in lined tanks.

5704.2.8 Vaults. Vaults shall be allowed to be either above or below grade and shall comply with Sections 5704.2.8.1 through 5704.2.8.18.

5704.2.8.1 Listing required. Vaults shall be listed in accordance with UL 2245.

Exception: Where approved by the fire code official, below-grade vaults are allowed to be constructed on site, provided that the design is in accordance with the *California Building Code* and that special inspections are conducted to verify structural strength and compliance of the installation with the approved design in accordance with Section 1707 of the *California Building Code*. Installation plans for below-grade vaults that are constructed on site shall be prepared by, and the design shall bear

the stamp of, a professional engineer. Consideration shall be given to soil and hydrostatic loading on the floors, walls and lid; anticipated seismic forces; uplifting by groundwater or flooding; and to loads imposed from above such as traffic and equipment loading on the vault lid.

5704.2.8.2 Design and construction. The vault shall completely enclose each tank. There shall be no openings in the vault enclosure except those necessary for access to, inspection of, and filling, emptying and venting of the tank. The walls and floor of the vault shall be constructed of reinforced concrete at least 6 inches (152 mm) thick. The top of an above-grade vault shall be constructed of noncombustible material and shall be designed to be weaker than the walls of the vault, to ensure that the thrust of an explosion occurring inside the vault is directed upward before significantly high pressure can develop within the vault.

The top of an at-grade or below-grade vault shall be designed to relieve safely or contain the force of an explosion occurring inside the vault. The top and floor of the vault and the tank foundation shall be designed to withstand the anticipated loading, including loading from vehicular traffic, where applicable. The walls and floor of a vault installed below grade shall be designed to withstand anticipated soil and hydrostatic loading.

Vaults shall be designed to be wind and earthquake resistant, in accordance with the *California Building Code*.

5704.2.8.3 Secondary containment. Vaults shall be substantially liquid tight and there shall be no backfill around the tank or within the vault. The vault floor shall drain to a sump. For premanufactured vaults, liquid tightness shall be certified as part of the listing provided by a nationally recognized testing laboratory. For field-erected vaults, liquid tightness shall be certified in an approved manner.

5704.2.8.4 Internal clearance. There shall be sufficient clearance between the tank and the vault to allow for visual inspection and maintenance of the tank and its appurtenances. Dispensing devices are allowed to be installed on tops of vaults.

5704.2.8.5 Anchoring. Vaults and their tanks shall be suitably anchored to withstand uplifting by ground water or flooding, including when the tank is empty.

5704.2.8.6 Vehicle impact protection. Vaults shall be resistant to damage from the impact of a motor vehicle, or vehicle impact protection shall be provided in accordance with Section 312.

5704.2.8.7 Arrangement. Tanks shall be listed for above-ground use, and each tank shall be in its own vault. Compartmentalized tanks shall be allowed and shall be considered as a single tank. Adjacent vaults shall be allowed to share a common wall. The common wall shall be liquid and vapor tight and shall be designed to withstand the load imposed when the vault on either side of the wall is filled with water.

5704.2.8.8 Connections. Connections shall be provided to permit venting of each vault to dilute, disperse and remove vapors prior to personnel entering the vault.

5704.2.8.9 Ventilation. Vaults that contain tanks of Class I liquids shall be provided with an exhaust ventilation system installed in accordance with Section 5004.3. The ventilation system shall operate continuously or be designed to operate upon activation of the vapor or liquid detection system. The system shall provide ventilation at a rate of not less than 1 cubic foot per minute (cfm) per square foot of floor area [$0.00508 \text{ m}^3/(\text{s} \cdot \text{m}^2)$], but not less than 150 cfm ($4 \text{ m}^3/\text{min}$). The exhaust system shall be designed to provide air movement across all parts of the vault floor. Supply and exhaust ducts shall extend to within 3 inches (76 mm), but not more than 12 inches (305 mm), of the floor. The exhaust system shall be installed in accordance with the *California Mechanical Code*.

5704.2.8.10 Liquid detection. Vaults shall be equipped with a detection system capable of detecting liquids, including water, and activating an alarm.

5704.2.8.11 Monitoring and detection. Vaults shall be provided with approved vapor and liquid detection systems and equipped with on-site audible and visual warning devices with battery backup. Vapor detection systems shall sound an alarm when the system detects vapors that reach or exceed 25 percent of the lower explosive limit (LEL) of the liquid stored. Vapor detectors shall be located no higher than 12 inches (305 mm) above the lowest point in the vault. Liquid detection systems shall sound an alarm upon detection of any liquid, including water. Liquid detectors shall be located in accordance with the manufacturer's instructions. Activation of either vapor or liquid detection systems shall cause a signal to be sounded at an approved, constantly attended location within the facility serving the tanks or at an approved location. Activation of vapor detection systems shall also shut off dispenser pumps.

5704.2.8.12 Liquid removal. Means shall be provided to recover liquid from the vault. Where a pump is used to meet this requirement, the pump shall not be permanently installed in the vault. Electric-powered portable pumps shall be suitable for use in Class I, Division 1, or Zone 0 locations, as defined in the *California Electrical Code*.

5704.2.8.13 Normal vents. Vent pipes that are provided for normal tank venting shall terminate at least 12 feet (3658 mm) above ground level.

5704.2.8.14 Emergency vents. Emergency vents shall be vapor tight and shall be allowed to discharge inside the vault. Long-bolt manhole covers shall not be allowed for this purpose.

5704.2.8.15 Accessway. Vaults shall be provided with an approved personnel accessway with a minimum dimension of 30 inches (762 mm) and with a permanently affixed, nonferrous ladder. Accessways shall be designed to be nonsparking. Travel distance from any

point inside a vault to an accessway shall not exceed 20 feet (6096 mm). At each entry point, a warning sign indicating the need for procedures for safe entry into confined spaces shall be posted. Entry points shall be secured against unauthorized entry and vandalism.

5704.2.8.16 Fire protection. Vaults shall be provided with a suitable means to admit a fire suppression agent.

5704.2.8.17 Classified area. The interior of a vault containing a tank that stores a Class I liquid shall be designated a Class I, Division 1, or Zone 0 location, as defined in the *California Electrical Code*.

5704.2.8.18 Overfill protection. Overfill protection shall be provided in accordance with Section 5704.2.9.7.6. The use of a float vent valve shall be prohibited.

5704.2.9 Above-ground tanks. Above-ground storage of flammable and combustible liquids in tanks shall comply with Section 5704.2 and Sections 5704.2.9.1 through 5704.2.9.7.10.

5704.2.9.1 Existing noncompliant installations. Existing above-ground tanks shall be maintained in accordance with the code requirements that were applicable at the time of installation. Above-ground tanks that were installed in violation of code requirements applicable at the time of installation shall be made code compliant or shall be removed in accordance with Section 5704.2.14, regardless of whether such tank has been previously inspected (see Section 106.4).

5704.2.9.2 Fire protection. Fire protection for above-ground tanks shall comply with Sections 5704.2.9.2.1 through 5704.2.9.2.4.

5704.2.9.2.1 Required foam fire protection systems. When required by the fire code official, foam fire protection shall be provided for above-ground tanks, other than pressure tanks operating at or above 1 pound per square inch gauge (psig) (6.89 kPa) when such tank, or group of tanks spaced less than 50 feet (15 240 mm) apart measured shell to shell, has a liquid surface area in excess of 1,500 square feet (139 m^2), and is in accordance with one of the following:

1. Used for the storage of Class I or II liquids.
2. Used for the storage of crude oil.
3. Used for in-process products and is located within 100 feet (30 480 mm) of a fired still, heater, related fractioning or processing apparatus or similar device at a processing plant or petroleum refinery as herein defined.
4. Considered by the fire code official as posing an unusual exposure hazard because of topographical conditions; nature of occupancy, proximity on the same or adjoining property, and height and character of liquids to be stored; degree of private fire protection to be provided; and facilities of the fire department to cope with flammable liquid fires.

5704.2.9.2.2 Foam fire protection system installation. Where foam fire protection is required, it shall be installed in accordance with NFPA 11 (*Section 4.8*) and NFPA 11A.

5704.2.9.2.2.1 Foam storage. Where foam fire protection is required, foam-producing materials shall be stored on the premises.

Exception: Storage of foam-producing materials off the premises is allowed as follows:

1. Such materials stored off the premises shall be of the proper type suitable for use with the equipment at the installation where required.
2. Such materials shall be readily available at the storage location at all times.
3. Adequate loading and transportation facilities shall be provided.
4. The time required to deliver such materials to the required location in the event of fire shall be consistent with the hazards and fire scenarios for which the foam supply is intended.
5. At the time of a fire, these off-premises supplies shall be accumulated in sufficient quantities before placing the equipment in operation to ensure foam production at an adequate rate without interruption until extinguishment is accomplished.

5704.2.9.2.3 Fire protection of supports. Supports or pilings for above-ground tanks storing Class I, II or IIIA liquids elevated more than 12 inches (305 mm) above grade shall have a fire-resistance rating of not less than 2 hours in accordance with the fire exposure criteria specified in ASTM E 1529.

Exceptions:

1. Structural supports tested as part of a protected above-ground tank in accordance with UL 2085.
2. Stationary tanks located outside of buildings when protected by an approved water-spray system designed in accordance with Chapter 9 and NFPA 15.
3. Stationary tanks located inside of buildings equipped throughout with an approved automatic sprinkler system designed in accordance with Section 903.3.1.1.

5704.2.9.2.4 Inerting of tanks storing boilover liquids. Liquids with boilover characteristics shall not be stored in fixed roof tanks larger than 150 feet (45

720 mm) in diameter unless an approved gas enrichment or inerting system is provided on the tank.

Exception: Crude oil storage tanks in production fields with no other exposures adjacent to the storage tank.

5704.2.9.3 Supports, foundations and anchorage. Supports, foundations and anchorages for above-ground tanks shall be designed and constructed in accordance with NFPA 30 and the *California Building Code*.

5704.2.9.4 Stairs, platforms and walkways. Stairs, platforms and walkways shall be of noncombustible construction and shall be designed and constructed in accordance with NFPA 30 and the *California Building Code*.

5704.2.9.5 Above-ground tanks inside of buildings. Above-ground tanks inside of buildings shall comply with Sections 5704.2.9.5.1 and 5704.2.9.5.2.

5704.2.9.5.1 Overfill prevention. Above-ground tanks storing Class I, II and IIIA liquids inside buildings shall be equipped with a device or other means to prevent overflow into the building including, but not limited to: a float valve; a preset meter on the fill line; a valve actuated by the weight of the tank's contents; a low-head pump that is incapable of producing overflow; or a liquid-tight overflow pipe at least one pipe size larger than the fill pipe and discharging by gravity back to the outside source of liquid or to an approved location. Tanks containing Class IIIB liquids and connected to fuel-burning equipment shall be provided with a means to prevent overflow into buildings in accordance with Section 5704.2.7.5.8.

5704.2.9.5.2 Fill pipe connections. Fill pipe connections for tanks storing Class I, II and IIIA liquids and Class IIIB liquids connected to fuel-burning equipment shall be in accordance with Section 5704.2.9.7.7.

5704.2.9.6 Above-ground tanks outside of buildings. Above-ground tanks outside of buildings shall comply with Sections 5704.2.9.6.1 through 5704.2.9.6.3.

5704.2.9.6.1 Locations where above-ground tanks are prohibited. Storage of Class I and II liquids in above-ground tanks outside of buildings is prohibited within the limits established by law as the limits of districts in which such storage is prohibited (see Section 3 of the Sample Legislation for Adoption of the *California Fire Code* on page xxvi).

5704.2.9.6.1.1 Location of tanks with pressures 2.5 psig or less. Above-ground tanks operating at pressures not exceeding 2.5 psig (17.2 kPa) for storage of Class I, II or IIIA liquids, which are designed with a floating roof, a weak roof-to-shell seam or equipped with emergency venting devices limiting pressure to 2.5 psig (17.2 kPa),

shall be located in accordance with Table 22.4.1.1(a) of NFPA 30.

Exceptions:

1. Vertical tanks having a weak roof-to-shell seam and storing Class IIIA liquids are allowed to be located at one-half the distances specified in Table 22.4.1.1(a) of NFPA 30, provided the tanks are not within a diked area or drainage path for a tank storing Class I or II liquids.
2. Liquids with boilover characteristics and unstable liquids in accordance with Sections 5704.2.9.6.1.3 and 5704.2.9.6.1.4.
3. For protected above-ground tanks in accordance with Section 5704.2.9.7 and tanks in at-grade or above-grade vaults in accordance with Section 5704.2.8, the distances in Table 22.4.1.1(b) of NFPA 30 shall apply and shall be reduced by one-half, but not to less than 5 feet (1524 mm).

5704.2.9.6.1.2 Location of tanks with pressures exceeding 2.5 psig. Above-ground tanks for the storage of Class I, II or IIIA liquids operating at pressures exceeding 2.5 psig (17.2 kPa) or equipped with emergency venting allowing pressures to exceed 2.5 psig (17.2 kPa) shall be located in accordance with Table 22.4.1.3 of NFPA 30.

Exception: Liquids with boilover characteristics and unstable liquids in accordance with Sections 5704.2.9.6.1.4 and 5704.2.9.6.1.5.

5704.2.9.6.1.3 Location of tanks storing boilover liquids. Above-ground tanks for storage of liquids with boilover characteristics shall be located in accordance with Table 22.4.1.4 of NFPA 30.

5704.2.9.6.1.4 Location of tanks storing unstable liquids. Above-ground tanks for the storage of unstable liquids shall be located in accordance with Table 22.4.1.5 of NFPA 30.

5704.2.9.6.1.5 Location of tanks storing Class IIIB liquids. Above-ground tanks for the storage of Class IIIB liquids, excluding unstable liquids, shall be located in accordance with Table 22.4.1.6 of NFPA 30, except when located within a diked area or drainage path for a tank or tanks storing Class I or II liquids. Where a Class IIIB liquid storage tank is within the diked area or drainage path for a Class I or II liquid, distances required by Section 5704.2.9.6.1.1 shall apply.

5704.2.9.6.1.6 Reduction of separation distances to adjacent property. Where two tank properties of diverse ownership have a common

boundary, the fire code official is authorized to, with the written consent of the *owners* of the two properties, apply the distances in Sections 5704.2.9.6.1.2 through 5704.2.9.6.1.5 assuming a single property.

5704.2.9.6.2 Separation between adjacent stable or unstable liquid tanks. The separation between tanks containing stable liquids shall be in accordance with Table 22.4.2.1 of NFPA 30. Where tanks are in a diked area containing Class I or II liquids, or in the drainage path of Class I or II liquids, and are compacted in three or more rows or in an irregular pattern, the fire code official is authorized to require greater separation than specified in Table 22.4.2.1 of NFPA 30 or other means to make tanks in the interior of the pattern accessible for fire-fighting purposes.

Exception: Tanks used for storing Class IIIB liquids are allowed to be spaced 3 feet (914 mm) apart unless within a diked area or drainage path for a tank storing Class I or II liquids.

The separation between tanks containing unstable liquids shall not be less than one-half the sum of their diameters.

5704.2.9.6.3 Separation between adjacent tanks containing flammable or combustible liquids and LP-gas. The minimum horizontal separation between an LP-gas container and a Class I, II or IIIA liquid storage tank shall be 20 feet (6096 mm) except in the case of Class I, II or IIIA liquid tanks operating at pressures exceeding 2.5 psig (17.2 kPa) or equipped with emergency venting allowing pressures to exceed 2.5 psig (17.2 kPa), in which case the provisions of Section 5704.2.9.6.2 shall apply.

An approved means shall be provided to prevent the accumulation of Class I, II or IIIA liquids under adjacent LP-gas containers such as by dikes, diversion curbs or grading. When flammable or combustible liquid storage tanks are within a diked area, the LP-gas containers shall be outside the diked area and at least 10 feet (3048 mm) away from the centerline of the wall of the diked area.

Exceptions:

1. Liquefied petroleum gas containers of 125 gallons (473 L) or less in capacity installed adjacent to fuel-oil supply tanks of 660 gallons (2498 L) or less in capacity.
2. Horizontal separation is not required between above-ground LP-gas containers and underground flammable and combustible liquid tanks.

5704.2.9.7 Additional requirements for protected above-ground tanks. In addition to the requirements of this chapter for above-ground tanks, the installation of protected above-ground tanks shall be in accordance with Sections 5704.2.9.7.1 through 5704.2.9.7.10.

5704.2.9.7.1 Tank construction. The construction of a protected above-ground tank and its primary tank shall be in accordance with Section 5704.2.7.

5704.2.9.7.2 Normal and emergency venting. Normal and emergency venting for protected above-ground tanks shall be provided in accordance with Sections 5704.2.7.3 and 5704.2.7.4. The vent capacity reduction factor shall not be allowed.

5704.2.9.7.3 Flame arresters. Approved flame arresters or pressure vacuum breather valves shall be installed in normal vents.

5704.2.9.7.4 Secondary containment. Protected above-ground tanks shall be provided with secondary containment, drainage control or diking in accordance with Section 5004.2. A means shall be provided to establish the integrity of the secondary containment in accordance with NFPA 30.

5704.2.9.7.5 Vehicle impact protection. Where protected above-ground tanks, piping, electrical conduit or dispensers are subject to vehicular impact, they shall be protected therefrom, either by having the impact protection incorporated into the system design in compliance with the impact test protocol of UL 2085, or by meeting the provisions of Section 312, or where necessary, a combination of both. Where guard posts or other approved barriers are provided, they shall be independent of each above-ground tank.

5704.2.9.7.6 Overfill prevention. Protected above-ground tanks shall not be filled in excess of 95 percent of their capacity. An overfill prevention system shall be provided for each tank. During tank-filling operations, the system shall comply with one of the following:

1. The system shall:
 - 1.1. Provide an independent means of notifying the person filling the tank that the fluid level has reached 90 percent of tank capacity by providing an audible or visual alarm signal, providing a tank level gauge marked at 90 percent of tank capacity, or other approved means; and
 - 1.2. Automatically shut off the flow of fuel to the tank when the quantity of liquid in the tank reaches 95 percent of tank capacity. For rigid hose fuel-delivery systems, an approved means shall be provided to empty the fill hose into the tank after the automatic shutoff device is activated.
2. The system shall reduce the flow rate to not more than 15 gallons per minute (0.95 L/s) so that at the reduced flow rate, the tank will not overfill for 30 minutes, and automatically shut off flow into the tank so that none of the fit-

tings on the top of the tank are exposed to product because of overfilling.

5704.2.9.7.6.1 Information signs. A permanent sign shall be provided at the fill point for the tank, documenting the filling procedure and the tank calibration chart.

Exception: Where climatic conditions are such that the sign may be obscured by ice or snow, or weathered beyond readability or otherwise impaired, said procedures and chart shall be located in the office window, lock box or other area accessible to the person filling the tank.

5704.2.9.7.6.2 Determination of available tank capacity. The filling procedure shall require the person filling the tank to determine the gallonage (literage) required to fill it to 90 percent of capacity before commencing the fill operation.

5704.2.9.7.7 Fill pipe connections. The fill pipe shall be provided with a means for making a direct connection to the tank vehicle's fuel delivery hose so that the delivery of fuel is not exposed to the open air during the filling operation. Where any portion of the fill pipe exterior to the tank extends below the level of the top of the tank, a check valve shall be installed in the fill pipe not more than 12 inches (305 mm) from the fill hose connection.

5704.2.9.7.8 Spill containers. A spill container having a capacity of not less than 5 gallons (19 L) shall be provided for each fill connection. For tanks with a top fill connection, spill containers shall be non-combustible and shall be fixed to the tank and equipped with a manual drain valve that drains into the primary tank. For tanks with a remote fill connection, a portable spill container shall be allowed.

5704.2.9.7.9 Tank openings. Tank openings in protected above-ground tanks shall be through the top only.

5704.2.9.7.10 Antisiphon devices. Approved antisiphon devices shall be installed in each external pipe connected to the protected above-ground tank when the pipe extends below the level of the top of the tank.

5704.2.10 Drainage and diking. The area surrounding a tank or group of tanks shall be provided with drainage control or shall be diked to prevent accidental discharge of liquid from endangering adjacent tanks, adjoining property or reaching waterways.

Exceptions:

1. The fire code official is authorized to alter or waive these requirements based on a technical report which demonstrates that such tank or group of tanks does not constitute a hazard to other tanks, waterways or adjoining property, after consideration of special features such as topographical conditions, nature of occupancy and proximity to buildings on the same or adja-

FLAMMABLE AND COMBUSTIBLE LIQUIDS

cent property, capacity, and construction of proposed tanks and character of liquids to be stored, and nature and quantity of private and public fire protection provided.

2. Drainage control and diking is not required for listed secondary containment tanks.

5704.2.10.1 Volumetric capacity. The volumetric capacity of the diked area shall not be less than the greatest amount of liquid that can be released from the largest tank within the diked area. The capacity of the diked area enclosing more than one tank shall be calculated by deducting the volume of the tanks other than the largest tank below the height of the dike.

5704.2.10.2 Diked areas containing two or more tanks. Diked areas containing two or more tanks shall be subdivided in accordance with NFPA 30.

5704.2.10.3 Protection of piping from exposure fires. Piping shall not pass through adjacent diked areas or impounding basins, unless provided with a sealed sleeve or otherwise protected from exposure to fire.

5704.2.10.4 Combustible materials in diked areas. Diked areas shall be kept free from combustible materials, drums and barrels.

5704.2.10.5 Equipment, controls and piping in diked areas. Pumps, manifolds and fire protection equipment or controls shall not be located within diked areas or drainage basins or in a location where such equipment and controls would be endangered by fire in the diked area or drainage basin. Piping above ground shall be minimized and located as close as practical to the shell of the tank in diked areas or drainage basins.

Exceptions:

1. Pumps, manifolds and piping integral to the tanks or equipment being served which is protected by intermediate diking, berms, drainage or fire protection such as water spray, monitors or resistive coating.
2. Fire protection equipment or controls which are appurtenances to the tanks or equipment being protected, such as foam chambers or foam piping and water or foam monitors and hydrants, or hand and wheeled extinguishers.

5704.2.11 Underground tanks. Underground storage of flammable and combustible liquids in tanks shall comply with Section 5704.2 and Sections 5704.2.11.1 through 5704.2.11.5.2.

5704.2.11.1 Contents. Underground tanks shall not contain petroleum products containing mixtures of a nonpetroleum nature, such as ethanol or methanol blends, without evidence of compatibility.

5704.2.11.2 Location. Flammable and combustible liquid storage tanks located underground, either outside or under buildings, shall be in accordance with all of the following:

1. Tanks shall be located with respect to existing foundations and supports such that the loads carried by the latter cannot be transmitted to the tank.
2. The distance from any part of a tank storing liquids to the nearest wall of a basement, pit, cellar or lot line shall not be less than 3 feet (914 mm).
3. A minimum distance of 1 foot (305 mm), shell to shell, shall be maintained between underground tanks.

5704.2.11.3 Depth and cover. Excavation for underground storage tanks shall be made with due care to avoid undermining of foundations of existing structures. Underground tanks shall be set on firm foundations and surrounded with at least 6 inches (152 mm) of noncorrosive inert material, such as clean sand.

5704.2.11.4 Overfill protection and prevention systems. Fill pipes shall be equipped with a spill container and an overfill prevention system in accordance with NFPA 30.

5704.2.11.5 Leak prevention. Leak prevention for underground tanks shall comply with Sections 5704.2.11.5.1 and 5704.2.11.5.2.

5704.2.11.5.1 Inventory control. Daily inventory records shall be maintained for underground storage tank systems.

5704.2.11.5.2 Leak detection. Underground storage tank systems shall be provided with an approved method of leak detection from any component of the system that is designed and installed in accordance with NFPA 30.

5704.2.12 Testing. Tank testing shall comply with Sections 5704.2.12.1 and 5704.2.12.2.

5704.2.12.1 Acceptance testing. Prior to being placed into service, tanks shall be tested in accordance with Section 21.5 of NFPA 30.

5704.2.12.2 Testing of underground tanks. Before being covered or placed in use, tanks and piping connected to underground tanks shall be tested for tightness in the presence of the fire code official. Piping shall be tested in accordance with Section 5703.6.3. The system shall not be covered until it has been approved.

5704.2.13 Abandonment and status of tanks. Tanks taken out of service shall be removed in accordance with Section 5704.2.14, or safeguarded in accordance with Sections 5704.2.13.1 through 5704.2.13.2.3 and API 1604.

5704.2.13.1 Underground tanks. Underground tanks taken out of service shall comply with Sections 5704.2.13.1.1 through 5704.2.13.1.5.

5704.2.13.1.1 Temporarily out of service. Underground tanks temporarily out of service shall have the fill line, gauge opening, vapor return and pump connection secure against tampering. Vent lines shall remain open and be maintained in accordance with Sections 5704.2.7.3 and 5704.2.7.4.

5704.2.13.1.2 Out of service for 90 days. Underground tanks not used for a period of 90 days shall be safeguarded in accordance with all the following or be removed in accordance with Section 5704.2.14:

1. Flammable or combustible liquids shall be removed from the tank.
2. All piping, including fill line, gauge opening, vapor return and pump connection, shall be capped or plugged and secured from tampering.
3. Vent lines shall remain open and be maintained in accordance with Sections 5704.2.7.3 and 5704.2.7.4.

5704.2.13.1.3 Out of service for one year. Underground tanks that have been out of service for a period of one year shall be removed from the ground in accordance with Section 5704.2.14 or abandoned in place in accordance with Section 5704.2.13.1.4.

5704.2.13.1.4 Tanks abandoned in place. Tanks abandoned in place shall be as follows:

1. Flammable and combustible liquids shall be removed from the tank and connected piping.
2. The suction, inlet, gauge, vapor return and vapor lines shall be disconnected.
3. The tank shall be filled completely with an approved inert solid material.
4. Remaining underground piping shall be capped or plugged.
5. A record of tank size, location and date of abandonment shall be retained.
6. All exterior above-grade fill piping shall be permanently removed when tanks are abandoned or removed.

5704.2.13.1.5 Reinstallation of underground tanks. Tanks which are to be reinstalled for flammable or combustible liquid service shall be in accordance with this chapter, ASME Boiler and Pressure Vessel Code (Section VIII), API 12-P, API 1615, UL 58 and UL 1316.

5704.2.13.2 Above-ground tanks. Above-ground tanks taken out of service shall comply with Sections 5704.2.13.2.1 through 5704.2.13.2.3.

5704.2.13.2.1 Temporarily out of service. Above-ground tanks temporarily out of service shall have all connecting lines isolated from the tank and be secured against tampering.

Exception: In-place fire protection (foam) system lines.

5704.2.13.2.2 Out of service for 90 days. Above-ground tanks not used for a period of 90 days shall be

safeguarded in accordance with Section 5704.2.13.1.2 or removed in accordance with Section 5704.2.14.

Exceptions:

1. Tanks and containers connected to oil burners that are not in use during the warm season of the year or are used as a backup heating system to gas.
2. In-place, active fire protection (foam) system lines.

5704.2.13.2.3 Out of service for one year. Above-ground tanks that have been out of service for a period of one year shall be removed in accordance with Section 5704.2.14.

Exception: Tanks within operating facilities.

5704.2.14 Removal and disposal of tanks. Removal and disposal of tanks shall comply with Sections 5704.2.14.1 and 5704.2.14.2.

5704.2.14.1 Removal. Removal of above-ground and underground tanks shall be in accordance with all of the following:

1. Flammable and combustible liquids shall be removed from the tank and connected piping.
2. Piping at tank openings that is not to be used further shall be disconnected.
3. Piping shall be removed from the ground.
Exception: Piping is allowed to be abandoned in place where the fire code official determines that removal is not practical. Abandoned piping shall be capped and safeguarded as required by the fire code official.
4. Tank openings shall be capped or plugged, leaving a 1/8-inch to 1/4-inch-diameter (3.2 mm to 6.4 mm) opening for pressure equalization.
5. Tanks shall be purged of vapor and inerted prior to removal.
6. All exterior above-grade fill and vent piping shall be permanently removed.

Exception: Piping associated with bulk plants, terminal facilities and refineries.

5704.2.14.2 Disposal. Tanks shall be disposed of in accordance with federal, state and local regulations.

5704.2.15 Maintenance. Above-ground tanks, connected piping and ancillary equipment shall be maintained in a safe operating condition. Tanks shall be maintained in accordance with their listings. Damage to above-ground tanks, connected piping or ancillary equipment shall be repaired using materials having equal or greater strength and fire resistance or the equipment shall be replaced or taken out of service.

5704.3 Container and portable tank storage. Storage of flammable and combustible liquids in closed containers that do not exceed 60 gallons (227 L) in individual capacity and

portable tanks that do not exceed 660 gallons (2498 L) in individual capacity, and limited transfers incidental thereto, shall comply with Sections 5704.3.1 through 5704.3.8.5.

5704.3.1 Design, construction and capacity of containers and portable tanks. The design, construction and capacity of containers for the storage of Class I, II and IIIA liquids shall be in accordance with this section and Section 9.4 of NFPA 30.

5704.3.1.1 Approved containers. Only approved containers and portable tanks shall be used.

5704.3.2 Liquid storage cabinets. Where other sections of this code require that liquid containers be stored in storage cabinets, such cabinets and storage shall be in accordance with Sections 5704.3.2.1 through 5704.3.2.2.

5704.3.2.1 Design and construction of storage cabinets. Design and construction of liquid storage cabinets shall be in accordance with Sections 5704.3.2.1.1 through 5704.3.2.1.4.

5704.3.2.1.1 Materials. Cabinets shall be listed in accordance with UL 1275, or constructed of approved wood or metal in accordance with the following:

1. Unlisted metal cabinets shall be constructed of steel having a thickness of not less than 0.044 inch (1.12 mm) (18 gage). The cabinet, including the door, shall be double walled with 1½-inch (38 mm) airspace between the walls. Joints shall be riveted or welded and shall be tight fitting.
2. Unlisted wooden cabinets, including doors, shall be constructed of not less than 1-inch (25 mm) exterior grade plywood. Joints shall be rabbeted and shall be fastened in two directions with wood screws. Door hinges shall be of steel or brass. Cabinets shall be painted with an intumescent-type paint.

5704.3.2.1.2 Labeling. Cabinets shall be provided with a conspicuous label in red letters on contrasting background which reads: FLAMMABLE—KEEP FIRE AWAY.

5704.3.2.1.3 Doors. Doors shall be well fitted, self-closing and equipped with a three-point latch.

5704.3.2.1.4 Bottom. The bottom of the cabinet shall be liquid tight to a height of at least 2 inches (51 mm).

5704.3.2.2 Capacity. The combined total quantity of liquids in a cabinet shall not exceed 120 gallons (454 L).

5704.3.3 Indoor storage. Storage of flammable and combustible liquids inside buildings in containers and portable tanks shall be in accordance with Sections 5704.3.3.1 through 5704.3.3.10.

Exceptions:

1. Liquids in the fuel tanks of motor vehicles, aircraft, boats or portable or stationary engines.

2. The storage of distilled spirits and wines in wooden barrels or casks.

5704.3.3.1 Portable fire extinguishers. Approved portable fire extinguishers shall be provided in accordance with specific sections of this chapter and Section 906.

5704.3.3.2 Incompatible materials. Materials that will react with water or other liquids to produce a hazard shall not be stored in the same room with flammable and combustible liquids in accordance with Section 5003.9.8.

5704.3.3.3 Clear means of egress. Storage of any liquids, including stock for sale, shall not be stored near or be allowed to obstruct physically the route of egress.

5704.3.3.4 Empty containers or portable tank storage. The storage of empty tanks and containers previously used for the storage of flammable or combustible liquids, unless free from explosive vapors, shall be stored as required for filled containers and portable tanks. Portable tanks and containers, when emptied, shall have the covers or plugs immediately replaced in openings.

5704.3.3.5 Shelf storage. Shelving shall be of approved construction, adequately braced and anchored. Seismic requirements shall be in accordance with the *California Building Code*.

5704.3.3.5.1 Use of wood. Wood of at least 1 inch (25 mm) nominal thickness is allowed to be used as shelving, racks, dunnage, scuffboards, floor overlay and similar installations.

5704.3.3.5.2 Displacement protection. Shelves shall be of sufficient depth and provided with a lip or guard to prevent individual containers from being displaced.

Exception: Shelves in storage cabinets or on laboratory furniture specifically designed for such use.

5704.3.3.5.3 Orderly storage. Shelf storage of flammable and combustible liquids shall be maintained in an orderly manner.

5704.3.3.6 Rack storage. Where storage on racks is allowed elsewhere in this code, a minimum 4-foot-wide (1219 mm) aisle shall be provided between adjacent rack sections and any adjacent storage of liquids. Main aisles shall be a minimum of 8 feet (2438 mm) wide.

5704.3.3.7 Pile or palletized storage. Solid pile and palletized storage in liquid warehouses shall be arranged so that piles are separated from each other by at least 4 feet (1219 mm). Aisles shall be provided and arranged so that no container or portable tank is more than 20 feet (6096 mm) from an aisle. Main aisles shall be a minimum of 8 feet (2438 mm) wide.

5704.3.3.8 Limited combustible storage. Limited quantities of combustible commodities are allowed to be stored in liquid storage areas where the ordinary combustibles, other than those used for packaging the liquids, are separated from the liquids in storage by a

minimum of 8 feet (2438 mm) horizontally, either by open aisles or by open racks, and where protection is provided in accordance with Chapter 9.

5704.3.3.9 Idle combustible pallets. Storage of empty or idle combustible pallets inside an unprotected liquid storage area shall be limited to a maximum pile size of 2,500 square feet (232 m²) and to a maximum storage height of 6 feet (1829 mm). Storage of empty or idle combustible pallets inside a protected liquid storage area shall comply with NFPA 13. Pallet storage shall be separated from liquid storage by aisles that are at least 8 feet (2438 mm) wide.

5704.3.3.10 Containers in piles. Containers in piles shall be stacked in such a manner as to provide stability and to prevent excessive stress on container walls. Portable tanks stored more than one tier high shall be designed to nest securely, without dunnage. Material-handling equipment shall be suitable to handle containers and tanks safely at the upper tier level.

5704.3.4 Quantity limits for storage. Liquid storage quantity limitations shall comply with Sections 5704.3.4.1 through 5704.3.4.4.

5704.3.4.1 Maximum allowable quantity per control area. For occupancies other than Group M wholesale and retail sales uses, indoor storage of flammable and combustible liquids shall not exceed the maximum allowable quantities per control area indicated in Table 5003.1.1(1) and shall not exceed the additional limitations set forth in this section.

For Group M occupancy wholesale and retail sales uses, indoor storage of flammable and combustible liquids shall not exceed the maximum allowable quantities per control area indicated in Table 5704.3.4.1.

Storage of hazardous production material flammable and combustible liquids in Group H-5 occupancies shall be in accordance with Chapter 27.

5704.3.4.2 Occupancy quantity limits. The following limits for quantities of stored flammable or combustible liquids shall not be exceeded:

1. Group A occupancies: Quantities in Group A occupancies shall not exceed that necessary for demonstration, treatment, laboratory work, maintenance purposes and operation of equipment, and shall not exceed quantities set forth in Table 5003.1.1(1).
2. Group B occupancies: Quantities in drinking, dining, office and school uses within Group B occupancies shall not exceed that necessary for demonstration, treatment, laboratory work, maintenance purposes and operation of equipment, and shall not exceed quantities set forth in Table 5003.1.1(1).
3. Group E occupancies: Quantities in Group E occupancies shall not exceed that necessary for demonstration, treatment, laboratory work, maintenance purposes and operation of equipment, and shall not exceed quantities set forth in Table 5003.1.1(1).
4. Group F occupancies: Quantities in dining, office, and school uses within Group F occupancies shall not exceed that necessary for demonstration, laboratory work, maintenance purposes and operation of equipment, and shall not exceed quantities set forth in Table 5003.1.1(1).
5. Group I occupancies: Quantities in Group I occupancies shall not exceed that necessary for demonstration, laboratory work, maintenance purposes and operation of equipment, and shall not exceed quantities set forth in Table 5003.1.1(1).
6. Group M occupancies: Quantities in dining, office, and school uses within Group M occupancies shall not exceed that necessary for demon-

**TABLE 5704.3.4.1
MAXIMUM ALLOWABLE QUANTITY PER CONTROL AREA OF
FLAMMABLE AND COMBUSTIBLE LIQUIDS IN WHOLESALE AND RETAIL SALES OCCUPANCIES***

TYPE OF LIQUID	MAXIMUM ALLOWABLE QUANTITY PER CONTROL AREA (gallons)		
	Sprinklered ^b in accordance with footnote densities and arrangements	Sprinklered in accordance with Tables 5704.3.6.3(4) through 5704.3.6.3(8) and Table 5704.3.7.5.1	Nonsprinklered
Class IA	60	60	30
Class IB, IC, II and IIIA	7,500 ^c	15,000 ^c	1,600
Class IIIB	Unlimited	Unlimited	13,200

For SI: 1 foot = 304.8 mm, 1 square foot = 0.0929 m², 1 gallon = 3.785 L, 1 gallon per minute per square foot = 40.75 L/min/m².

- a. Control areas shall be separated from each other by not less than a 1-hour fire barrier.
- b. To be considered as sprinklered, a building shall be equipped throughout with an approved automatic sprinkler system with a design providing minimum densities as follows:
 1. For uncartoned commodities on shelves 6 feet or less in height where the ceiling height does not exceed 18 feet, quantities are those allowed with a minimum sprinkler design density of Ordinary Hazard Group 2.
 2. For cartoned, palletized or racked commodities where storage is 4 feet 6 inches or less in height and where the ceiling height does not exceed 18 feet, quantities are those allowed with a minimum sprinkler design density of 0.21 gallon per minute per square foot over the most remote 1,500-square-foot area.
- c. Where wholesale and retail sales or storage areas exceed 50,000 square feet in area, the maximum allowable quantities are allowed to be increased by 2 percent for each 1,000 square feet of area in excess of 50,000 square feet, up to a maximum of 100 percent of the table amounts. A control area separation is not required. The cumulative amounts, including amounts attained by having an additional control area, shall not exceed 30,000 gallons.

FLAMMABLE AND COMBUSTIBLE LIQUIDS

stration, laboratory work, maintenance purposes and operation of equipment, and shall not exceed quantities set forth in Table 5003.1.1(1). The maximum allowable quantities for storage in wholesale and retail sales areas shall be in accordance with Section 5704.3.4.1.

7. Group R occupancies: Quantities in Group R occupancies shall not exceed that necessary for maintenance purposes and operation of equipment, and shall not exceed quantities set forth in Table 5003.1.1(1).
8. Group S occupancies: Quantities in dining and office uses within Group S occupancies shall not exceed that necessary for demonstration, laboratory work, maintenance purposes and operation of equipment, and shall not exceed quantities set forth in Table 5003.1.1(1).

5704.3.4.3 Quantities exceeding limits for control areas. Quantities exceeding those allowed in control areas set forth in Section 5704.3.4.1 shall be in liquid storage rooms or liquid storage warehouses in accordance with Sections 5704.3.7 and 5704.3.8.

5704.3.4.4 Liquids for maintenance and operation of equipment. In all occupancies, quantities of flammable and combustible liquids in excess of 10 gallons (38 L) used for maintenance purposes and the operation of equipment shall be stored in liquid storage cabinets in accordance with Section 5704.3.2. Quantities not exceeding 10 gallons (38 L) are allowed to be stored outside of a cabinet when in approved containers located in private garages or other approved locations.

5704.3.5 Storage in control areas. Storage of flammable and combustible liquids in control areas shall be in accordance with Sections 5704.3.5.1 through 5704.3.5.4.

5704.3.5.1 Basement storage. Class I liquids shall be allowed to be stored in basements in amounts not exceeding the maximum allowable quantity per control area for use-open systems in Table 5003.1.1(1), provided that automatic suppression and other fire protection are provided in accordance with Chapter 9. Class II and IIIA liquids shall also be allowed to be stored in

basements, provided that automatic suppression and other fire protection are provided in accordance with Chapter 9.

5704.3.5.2 Storage pile heights. Containers having less than a 30-gallon (114 L) capacity which contain Class I or II liquids shall not be stacked more than 3 feet (914.4 mm) or two containers high, whichever is greater, unless stacked on fixed shelving or otherwise satisfactorily secured. Containers of Class I or II liquids having a capacity of 30 gallons (114 L) or more shall not be stored more than one container high. Containers shall be stored in an upright position.

5704.3.5.3 Storage distance from ceilings and roofs. Piles of containers or portable tanks shall not be stored closer than 3 feet (914 mm) to the nearest beam, chord, girder or other obstruction, and shall be 3 feet (914 mm) below sprinkler deflectors or discharge orifices of water spray or other overhead fire protection system.

5704.3.5.4 Combustible materials. In areas that are inaccessible to the public, Class I, II and IIIA liquids shall not be stored in the same pile or rack section as ordinary combustible commodities unless such materials are packaged together as kits.

5704.3.6 Wholesale and retail sales uses. Flammable and combustible liquids in Group M occupancy wholesale and retail sales uses shall be in accordance with Sections 5704.3.6.1 through 5704.3.6.5, or Sections 10.10.2, 12.3.8, 16.4.1 through 16.4.3, 16.5.1 through 16.5.2.12, Tables 16.5.2.1 through 16.5.2.12, and Figures 16.4.1(a) through 16.14.1(c) of NFPA 30.

5704.3.6.1 Container type. Containers for Class I liquids shall be metal.

Exception: In sprinklered buildings, an aggregate quantity of 120 gallons (454 L) of water-miscible Class IB and Class IC liquids is allowed in nonmetallic containers, each having a capacity of 16 ounces (0.473 L) or less.

5704.3.6.2 Container capacity. Containers for Class I liquids shall not exceed a capacity of 5 gallons (19 L).

Exception: Metal containers not exceeding 55 gallons (208 L) are allowed to store up to 240 gallons

**TABLE 5704.3.6.3(1)
MAXIMUM STORAGE HEIGHT IN CONTROL AREA**

TYPE OF LIQUID	NONSPRINKLERED AREA (feet)	SPRINKLERED AREA ^a (feet)	SPRINKLERED WITH IN-RACK PROTECTION ^{a, b} (feet)
Flammable liquids:			
Class IA	4	4	4
Class IB	4	8	12
Class IC	4	8	12
Combustible liquids:			
Class II	6	8	12
Class IIIA	8	12	16
Class IIIB	8	12	20

For SI: 1 foot = 304.8 mm.

a. In buildings protected by an automatic sprinkler system, the storage height for containers and portable tanks shall not exceed the maximum storage height permitted for the fire protection scheme set forth in NFPA 30 or the maximum storage height demonstrated in a full-scale fire test, whichever is greater. NFPA 30 criteria and fire test results for metallic containers and portable tanks shall not be applied to nonmetallic containers and portable tanks.

b. In-rack protection shall be in accordance with Table 5704.3.6.3(5), 5704.3.6.3(6) or 5704.3.6.3(7).

(908 L) of the maximum allowable quantity per control area of Class IB and IC liquids in a control area. The building shall be equipped throughout with an approved automatic sprinkler system in accordance with Table 5704.3.4.1. The containers shall be provided with plastic caps without cap seals and shall be stored upright. Containers shall not be stacked or stored in racks and shall not be located in areas accessible to the public.

5704.3.6.3 Fire protection and storage arrangements. Fire protection and container storage arrangements shall be in accordance with Table 5704.3.6.3(1) or the following:

1. Storage on shelves shall not exceed 6 feet (1829 mm) in height, and shelving shall be metal.
2. Storage on pallets or in piles greater than 4 feet 6 inches (1372 mm) in height, or where the ceiling exceeds 18 feet (5486 mm) in height, shall be protected in accordance with Table 5704.3.6.3(4), and the storage heights and arrangements shall be limited to those specified in Table 5704.3.6.3(2).
3. Storage on racks greater than 4 feet 6 inches (1372 mm) in height, or where the ceiling exceeds 18 feet (5486 mm) in height shall be protected in accordance with Tables 5704.3.6.3(5), 5704.3.6.3(6), and 5704.3.6.3(7) as appropriate,

and the storage heights and arrangements shall be limited to those specified in Table 5704.3.6.3(3).

Combustible commodities shall not be stored above flammable and combustible liquids.

5704.3.6.4 Warning for containers. All cans, containers and vessels containing flammable liquids or flammable liquid compounds or mixtures offered for sale shall be provided with a warning indicator, painted or printed on the container and stating that the liquid is flammable, and shall be kept away from heat and an open flame.

5704.3.6.5 Storage plan. When required by fire the code official, aisle and storage plans shall be submitted in accordance with Chapter 50.

5704.3.7 Liquid storage rooms. Liquid storage rooms shall comply with Sections 5704.3.7.1 through 5704.3.7.5.2.

5704.3.7.1 General. Quantities of liquids exceeding those set forth in Section 5704.3.4.1 for storage in control areas shall be stored in a liquid storage room complying with this section and constructed and separated as required by the *California Building Code*.

5704.3.7.2 Quantities and arrangement of storage. The quantity limits and storage arrangements in liquid storage rooms shall be in accordance with Tables 5704.3.6.3(2) and 5704.3.6.3(3) and Sections 5704.3.7.2.1 through 5704.3.7.2.3.

**TABLE 5704.3.6.3(2)
STORAGE ARRANGEMENTS FOR PALLETIZED OR SOLID-PILE STORAGE IN LIQUID STORAGE ROOMS AND WAREHOUSES**

CLASS	STORAGE LEVEL	MAXIMUM STORAGE HEIGHT			MAXIMUM QUANTITY PER PILE (gallons)		MAXIMUM QUANTITY PER ROOM* (gallons)	
		Drums	Containers ^b (feet)	Portable tanks ^b (feet)	Containers	Portable tanks	Containers	Portable tanks
IA	Ground floor	1	5	Not Allowed	3,000	Not Allowed	12,000	Not Allowed
	Upper floors	1	5	Not Allowed	2,000	Not Allowed	8,000	Not Allowed
	Basements	0	Not Allowed	Not Allowed	Not Allowed	Not Allowed	Not Allowed	Not Allowed
IB	Ground floor	1	6.5	7	5,000	20,000	15,000	40,000
	Upper floors	1	6.5	7	3,000	10,000	12,000	20,000
	Basements	0	Not Allowed	Not Allowed	Not Allowed	Not Allowed	Not Allowed	Not Allowed
IC	Ground floor ^d	1	6.5 ^c	7	5,000	20,000	15,000	40,000
	Upper floors	1	6.5 ^c	7	3,000	10,000	12,000	20,000
	Basements	0	Not Allowed	Not Allowed	Not Allowed	Not Allowed	Not Allowed	Not Allowed
II	Ground floor ^d	3	10	14	10,000	40,000	25,000	80,000
	Upper floors	3	10	14	10,000	40,000	25,000	80,000
	Basements	1	5	7	7,500	20,000	7,500	20,000
III	Ground floor	5	20	14	15,000	60,000	50,000	100,000
	Upper floors	5	20	14	15,000	60,000	50,000	100,000
	Basements	3	10	7	10,000	20,000	25,000	40,000

For SI: 1 foot = 304.8 mm, 1 gallon = 3.785 L.

- a. See Section 5704.3.8.1 for unlimited quantities in liquid storage warehouses.
- b. In buildings protected by an automatic sprinkler system, the storage height for containers and portable tanks shall not exceed the maximum storage height permitted for the fire protection scheme set forth in NFPA 30 or the maximum storage height demonstrated in a full-scale fire test, whichever is greater. NFPA 30 criteria and fire test results for metallic containers and portable tanks shall not be applied to nonmetallic containers and portable tanks.
- c. These height limitations are allowed to be increased to 10 feet for containers having a capacity of 5 gallons or less.
- d. For palletized storage of unsaturated polyester resins (UPR) in relieving-style metal containers with 50 percent or less by weight Class IC or II liquid and no Class IA or IB liquid, height and pile quantity limits shall be permitted to be 10 feet and 15,000 gallons, respectively, provided that such storage is protected by sprinklers in accordance with NFPA 30 and that the UPR storage area is not located in the same containment area or drainage path for other Class I or II liquids.

TABLE 5704.3.6.3(3)
STORAGE ARRANGEMENTS FOR RACK STORAGE IN LIQUID STORAGE ROOMS AND WAREHOUSES

CLASS	TYPE RACK	STORAGE LEVEL	MAXIMUM STORAGE HEIGHT ^b (feet)	MAXIMUM QUANTITY PER ROOM ^a (gallons)
			Containers	Containers
IA	Double row or Single row	Ground floor	25	7,500
		Upper floors	15	4,500
		Basements	Not Allowed	Not Allowed
IB IC	Double row or Single row	Ground floor	25	15,000
		Upper floors	15	9,000
		Basements	Not Allowed	Not Allowed
II	Double row or Single row	Ground floor	25	24,000
		Upper floors	25	24,000
		Basements	15	9,000
III	Multirow	Ground floor	40	48,000
	Double row	Upper floors	20	48,000
	Single row	Basements	20	24,000

For SI: 1 foot = 304.8 mm, 1 gallon = 3.785 L.

a. See Section 5704.3.8.1 for unlimited quantities in liquid storage warehouses.

b. In buildings protected by an automatic sprinkler system, the storage height for containers and portable tanks shall not exceed the maximum storage height permitted for the fire protection scheme set forth in NFPA 30 or the maximum storage height demonstrated in a full-scale fire test, whichever is greater. NFPA 30 criteria and fire test results for metallic containers and portable tanks shall not be applied to nonmetallic containers and portable tanks.

5704.3.7.2.1 Mixed storage. Where two or more classes of liquids are stored in a pile or rack section:

1. The quantity in that pile or rack shall not exceed the smallest of the maximum quantities for the classes of liquids stored in accordance with Table 5704.3.6.3(2) or 5704.3.6.3(3); and
2. The height of storage in that pile or rack shall not exceed the smallest of the maximum heights for the classes of liquids stored in accordance with Table 5704.3.6.3(2) or 5704.3.6.3(3).

5704.3.7.2.2 Separation and aisles. Piles shall be separated from each other by at least 4-foot (1219 mm) aisles. Aisles shall be provided so that all containers are 20 feet (6096 mm) or less from an aisle. Where the storage of liquids is on racks, a minimum 4-foot-wide (1219 mm) aisle shall be provided between adjacent rows of racks and adjacent storage of liquids. Main aisles shall be a minimum of 8 feet (2438 mm) wide.

Additional aisles shall be provided for access to doors, required windows and ventilation openings, standpipe connections, mechanical equipment and switches. Such aisles shall be at least 3 feet (914 mm) in width, unless greater widths are required for separation of piles or racks, in which case the greater width shall be provided.

5704.3.7.2.3 Stabilizing and supports. Containers and piles shall be separated by pallets or dunnage to provide stability and to prevent excessive stress to container walls. Portable tanks stored over one tier shall be designed to nest securely without dunnage.

Requirements for portable tank design shall be in accordance with Chapters 9 and 12 of NFPA 30. Shelving, racks, dunnage, scuffboards, floor overlay and similar installations shall be of noncombustible construction or of wood not less than a 1-inch (25 mm) nominal thickness. Adequate material-handling equipment shall be available to handle tanks safely at upper tier levels.

5704.3.7.3 Spill control and secondary containment. Liquid storage rooms shall be provided with spill control and secondary containment in accordance with Section 5004.2.

5704.3.7.4 Ventilation. Liquid storage rooms shall be ventilated in accordance with Section 5004.3.

5704.3.7.5 Fire protection. Fire protection for liquid storage rooms shall comply with Sections 5704.3.7.5.1 and 5704.3.7.5.2.

5704.3.7.5.1 Fire-extinguishing systems. Liquid storage rooms shall be protected by automatic sprinkler systems installed in accordance with Chapter 9 and Tables 5704.3.6.3(4) through 5704.3.6.3(7) and Table 5704.3.7.5.1. In-rack sprinklers shall also comply with NFPA 13.

Automatic foam-water systems and automatic aqueous film-forming foam (AFFF) water sprinkler systems shall not be used except when approved.

Protection criteria developed from fire modeling or full-scale fire testing conducted at an approved testing laboratory are allowed in lieu of the protection as shown in Tables 5704.3.6.3(2) through 5704.3.6.3(7) and Table 5704.3.7.5.1 when approved.

**TABLE 5704.3.6.3(4)
AUTOMATIC SPRINKLER PROTECTION FOR SOLID-PILE AND PALLETIZED STORAGE OF LIQUIDS IN METAL CONTAINERS AND PORTABLE TANKS^a
CEILING SPRINKLER DESIGN AND DEMAND**

Class liquid	Container size and arrangement	STORAGE CONDITIONS				CEILING SPRINKLER DESIGN AND DEMAND			MINIMUM HOSE STREAM DEMAND (gpm)	MINIMUM DURATION SPRINKLERS AND HOSE STREAMS (hours)
		Density (gpm/ft ²)	Area (square feet)	High temperature sprinklers	Ordinary temperature sprinklers	Maximum spacing (square feet)				
IA	5 gallons or less, with or without cartons, palletized or solid pile ^b	0.30	3,000	5,000	5,000	100	750	2		
	Containers greater than 5 gallons, on end or side, palletized or solid pile	0.60	5,000	8,000	8,000	80	750			
IB, IC and II	5 gallons or less, with or without cartons, palletized or solid pile ^b	0.30	3,000	5,000	5,000	100	500	2		
	Containers greater than 5 gallons on pallets or solid pile, one high	0.25	5,000	8,000	8,000	100	500			
II	Containers greater than 5 gallons on pallets or solid pile, more than one high, on end or side	0.60	5,000	8,000	8,000	80	750	2		
	Portable tanks, one high	0.30	3,000	5,000	5,000	100	500	2		
II	Portable tanks, two high	0.60	5,000	8,000	8,000	80	750	2		
	5 gallons or less, with or without cartons, palletized or solid pile	0.25	3,000	5,000	5,000	120	500	1		
III	Containers greater than 5 gallons on pallets or solid pile, on end or sides, up to three high	0.25	3,000	5,000	5,000	120	500	1		
	Containers greater than 5 gallons, on pallets or solid pile, on end or sides, up to 18 feet high	0.35	3,000	5,000	5,000	100	750	2		
	Portable tanks, one high	0.25	3,000	5,000	5,000	120	500	1		
	Portable tanks, two high	0.50	3,000	5,000	5,000	80	750	2		

For SI: 1 foot = 304.8 mm, 1 gallon = 3.785 L, 1 square foot = 0.0929 m², 1 gallon per minute = 3.785 L/m, 1 gallon per square foot = 40.75 L/min/m².
 a. The design area contemplates the use of Class II standpipe systems. Where Class I standpipe systems are used, the area of application shall be increased by 30 percent without revising density.
 b. For storage heights above 4 feet or ceiling heights greater than 18 feet, an approved engineering design shall be provided in accordance with Section 104.7.2.

TABLE 5704.3.6.3(5)
 AUTOMATIC SPRINKLER PROTECTION REQUIREMENTS FOR RACK STORAGE OF LIQUIDS IN METAL CONTAINERS OF 5-GALLON CAPACITY OR LESS WITH OR WITHOUT CARTONS ON CONVENTIONAL WOOD PALLETS^a

CLASS LIQUID	CEILING SPRINKLER DESIGN AND DEMAND			IN-RACK SPRINKLER ARRANGEMENT AND DEMAND				MINIMUM HOSE STREAM DEMAND (gpm)	MINIMUM DURATION SPRINKLER AND HOSE STREAM (hours)	
	Density (gpm/ft ²)	Area (square feet)		Maximum spacing	Racks up to 9 feet deep	Racks more than 9 feet to 12 feet deep	30 psi (standard orifice)			Number of sprinklers operating
		High-temperature sprinklers	Ordinary temperature sprinklers							
I (maximum 25-foot height) Option 1	0.40	3,000	5,000	80 ft ² /head	1. Ordinary temperature, quick-response sprinklers, maximum 8 feet 3 inches horizontal spacing 2. One line sprinklers above each level of storage 3. Locate in longitudinal flue space, staggered vertical 4. Shields required where multilevel	1. Ordinary temperature, quick-response sprinklers, maximum 8 feet 3 inches horizontal spacing 2. One line sprinklers above each level of storage 3. Locate in transverse flue spaces, staggered vertical and within 20 inches of aisle 4. Shields required where multilevel	30 psi (0.5-inch orifice)	1. Eight sprinklers if only one level 2. Six sprinklers each on two levels if only two levels 3. Six sprinklers each on top three levels, if three or more levels 4. Hydraulically most remote	750	2
I (maximum 25-foot height) Option 2	0.55	2,000 ^b	Not Applicable	100 ft ² /head	1. Ordinary temperature, quick-response sprinklers, maximum 8 feet 3 inches horizontal spacing 2. See 2 above 3. See 3 above 4. See 4 above	1. Ordinary temperature, quick-response sprinklers, maximum 8 feet 3 inches horizontal spacing 2. See 2 above 3. See 3 above 4. See 4 above	14 psi (0.53-inch orifice)	See 1 through 4 above	500	2
I and II (maximum 14-foot storage height) (maximum three tiers)	0.55 ^c	2,000 ^d	Not Applicable	100 ft ² /head	Not Applicable	Not Applicable	Not Applicable	Not Applicable	500	2
II (maximum 25-foot height)	0.30	3,000	5,000	100 ft ² /head	1. Ordinary temperature sprinklers 8 feet apart horizontally 2. One line sprinklers between levels at nearest 10-foot vertical intervals 3. Locate in longitudinal flue space, staggered vertical 4. Shields required where multilevel	1. Ordinary temperature sprinklers 8 feet apart horizontally 2. Two lines between levels at nearest 10-foot vertical intervals 3. Locate in transverse flue spaces, staggered vertical and within 20 inches of aisle 4. Shields required where multilevel	30 psi	Hydraulically most remote—six sprinklers at each level, up to a maximum of three levels	750	2
III (40-foot height)	0.25	3,000	5,000	120 ft ² /head	Same as for Class II liquids	Same as for Class II liquids	30 psi	Same as for Class II liquids	500	2

For SI: 1 inch = 25.4 mm, 1 foot = 304.8 mm, 1 square foot = 0.0929 m², 1 pound per square inch = 6.895 kPa, 1 gallon = 3.785 L, 1 gallon per minute = 3.785 L/m, 1 gallon per square foot = 40.75 L/min/m².

- a. The design area contemplates the use of Class II standpipe systems. Where Class I standpipe systems are used, the area of application shall be increased by 30 percent without revising density.
- b. Using listed or approved extra-large orifices, high-temperature quick-response or standard element sprinklers under a maximum 30-foot ceiling with minimum 7.5-foot aisles.
- c. For friction lid cans and other metal containers equipped with plastic nozzles or caps, the density shall be increased to 0.65 gpm per square foot using listed or approved extra-large orifice, high-temperature quick-response sprinklers.
- d. Using listed or approved extra-large orifice, high-temperature quick-response or standard element sprinklers under a maximum 18-foot ceiling with minimum 7.5-foot aisles and metal containers.

**TABLE 5704.3.6.3(6)
AUTOMATIC SPRINKLER PROTECTION REQUIREMENTS OR RACK STORAGE OF LIQUIDS IN METAL CONTAINERS GREATER THAN 5-GALLON CAPACITY^a**

CLASS LIQUID	CEILING SPRINKLER DESIGN AND DEMAND		IN-RACK SPRINKLER ARRANGEMENT AND DEMAND						MINIMUM HOSE STREAM DEMAND (gpm)	MINIMUM DURATION SPRINKLER AND HOSE STREAM (hours)
	Density (gpm/ft ²)	Area (square feet)		Maximum spacing	On-side storage racks up to 9-foot-deep racks	On-end storage (on pallets) up to 9-foot-deep racks	Minimum nozzle pressure	Number of sprinklers operating		
		High-temperature sprinklers	Ordinary temperature sprinklers							
IA (maximum 25-foot height)	0.60	3,000	5,000	80 ft ² /head	1. Ordinary temperature sprinklers 8 feet apart horizontally 2. One line sprinklers above each tier of storage 3. Locate in longitudinal flue space, staggered vertical 4. Shields required where multilevel	1. Ordinary temperature sprinklers 8 feet apart horizontally 2. One line sprinklers above each tier of storage 3. Locate in longitudinal flue space, staggered vertical 4. Shields required where multilevel	30 psi	Hydraulically most remote—six sprinklers at each level	1,000	2
IB, IC and II (maximum 25-foot height)	0.60	3,000	5,000	100 ft ² /head	1. See 1 above 2. One line sprinklers every three tiers of storage 3. See 3 above 4. See 4 above	1. See 1 above 2. See 2 above 3. See 3 above 4. See 4 above	30 psi	Hydraulically most remote—six sprinklers at each level	750	2
III (maximum 40-foot height)	0.25	3,000	5,000	120 ft ² /head	1. See 1 above 2. One line sprinklers every sixth level (maximum) 3. See 3 above 4. See 4 above	1. See 1 above 2. One line sprinklers every third level (maximum) 3. See 3 above 4. See 4 above	15 psi	Hydraulically most remote—six sprinklers at each level	500	1

For SI: 1 foot = 304.8 mm, 1 square foot = 0.0929 m², 1 pound per square inch = 6.895 kPa, 1 gallon = 3.785 L, 1 gallon per minute = 3.785 L/m, 1 gallon per minute per square foot = 40.75 L/min/m².
 a. The design assumes the use of Class II standpipe systems. Where a Class I standpipe system is used, the area of application shall be increased by 30 percent without revising density.

TABLE 5704.3.6.3(7) AUTOMATIC AFFF WATER PROTECTION REQUIREMENTS FOR RACK STORAGE OF LIQUIDS IN METAL CONTAINERS GREATER THAN 5-GALLON CAPACITY^{a,b}

CLASS LIQUID	CEILING SPRINKLER DESIGN AND DEMAND			IN-RACK SPRINKLER ARRANGEMENT AND DEMAND ^c					DURATION AFFF SUPPLY (minimum)	DURATION WATER SUPPLY (hours)
	Density (gpm/ft ²)	Area (square feet)		On-end storage of drums on pallets, up to 25 feet	Minimum nozzle pressure (psi)	Number of sprinklers operating	Hose stream demand ^d (gpm)			
		High-temperature sprinklers	Ordinary temperature sprinklers							
IA, IB, IC and II	0.30	1,500	2,500	1. Ordinary temperature sprinkler up to 10 feet apart horizontally 2. One line sprinklers above each level of storage 3. Locate in longitudinal flue space, staggered vertically 4. Shields required for multilevel	30	Three sprinklers per level	500	15	2	

For SI: 1 inch = 25.4 mm, 1 foot = 304.8 mm, 1 square foot = 0.0929 m², 1 pound per square inch = 6.895 kPa, 1 gallon = 3.785 L, 1 gallon per minute = 3.785 L/m, 1 gallon per square foot = 40.75 L/min/m².

- a. System shall be a closed-head wet system with approved devices for proportioning aqueous film-forming foam.
- b. Except as modified herein, in-rack sprinklers shall be installed in accordance with NFPA 13.
- c. The height of storage shall not exceed 25 feet.
- d. Hose stream demand includes 1 1/2-inch inside hand hose, when required.

TABLE 5704.3.6.3(8) AUTOMATIC SPRINKLER PROTECTION REQUIREMENTS FOR CLASS I LIQUID STORAGE IN METAL CONTAINERS OF 1-GALLON CAPACITY OR LESS WITH UNCAFTONED OR CASE-CUT SHELF DISPLAY UP TO 6.5 FEET, AND PALLETIZED STORAGE ABOVE IN A DOUBLE-ROW RACK ARRAY^a

STORAGE HEIGHT	CEILING SPRINKLER DESIGN AND DEMAND			IN-RACK SPRINKLER ARRANGEMENT AND DEMAND				MINIMUM HOSE STREAM DEMAND (gpm)	MINIMUM DURATION SPRINKLERS AND HOSE STREAM (hours)
	Density (gpm/ft ²)	Area (square feet)		Racks up to 9 feet deep	Racks 9 to 12 feet	Minimum nozzle pressure	Number of sprinklers operating		
		High temperature	Ordinary temperature						
Maximum 20-foot storage height	0.60	2,000 ^b	Not Applicable	1. Ordinary temperature, quick-response sprinklers, maximum 8 feet 3 inches horizontal spacing 2. One line of sprinklers at the 6-foot level and the 11.5-foot level of storage 3. Locate in longitudinal flue space, staggered vertical 4. Shields required where multilevel	Not Applicable	30 psi (standard orifice) or 14 psi (large orifice)	1. Six sprinklers each on two levels 2. Hydraulically most remote 12 sprinklers	500	2

For SI: 1 inch = 25.4 mm, 1 foot = 304.8 mm, 1 square foot = 0.0929 m², 1 pound per square inch = 6.895 kPa, 1 gallon = 3.785 L, 1 gallon per minute = 3.785 L/m, 1 gallon per square foot = 40.75 L/min/m².

- a. This table shall not apply to racks with solid shelves.
- b. Using extra-large orifice sprinklers under a ceiling 30 feet or less in height. Minimum aisle width is 7.5 feet.

**TABLE 5704.3.7.5.1
AUTOMATIC AFFF-WATER PROTECTION REQUIREMENTS FOR SOLID-PILE AND
PALLETIZED STORAGE OF LIQUIDS IN METAL CONTAINERS OF 5-GALLON CAPACITY OR LESS^{a, b}**

PACKAGE TYPE	CLASS LIQUID	CEILING SPRINKLER DESIGN AND DEMAND					STORAGE HEIGHT (feet)	HOSE DEMAND (gpm) ^c	DURATION AFFF SUPPLY (minimum)	DURATION WATER SUPPLY (hours)
		Density (gpm/ft ²)	Area (square feet)	Temperature rating	Maximum spacing	Orifice size (inch)				
Cartoned	IB, IC, II and III	0.40	2,000	286°F	100 ft ² /head	0.531	11	500	15	2
Uncartoned	IB, IC, II and III	0.30	2,000	286°F	100 ft ² /head	0.5 or 0.531	12	500	15	2

For SI: 1 inch = 25.4 mm, 1 foot = 304.8 mm, 1 square foot = 0.0929 m², 1 gallon per minute = 3.785 L/m, 1 gallon per minute per square foot = 40.75 L/min/m², °C. = [(°F)-32]/1.8.

- a. System shall be a closed-head wet system with approved devices for proportioning aqueous film-forming foam.
- b. Maximum ceiling height of 30 feet.
- c. Hose stream demand includes 1½-inch inside hand hose, when required.

5704.3.7.5.2 Portable fire extinguishers. A minimum of one approved portable fire extinguisher complying with Section 906 and having a rating of not less than 20-B shall be located not less than 10 feet (3048 mm) or more than 50 feet (15 240 mm) from any Class I or II liquid storage area located outside of a liquid storage room.

A minimum of one portable fire extinguisher having a rating of not less than 20-B shall be located outside of, but not more than 10 feet (3048 mm) from, the door opening into a liquid storage room.

5704.3.8 Liquid storage warehouses. Buildings used for storage of flammable or combustible liquids in quantities exceeding those set forth in Section 5704.3.4 for control areas and Section 5704.3.7 for liquid storage rooms shall comply with Sections 5704.3.8.1 through 5704.3.8.5 and shall be constructed and separated as required by the *California Building Code*.

5704.3.8.1 Quantities and storage arrangement. The total quantities of liquids in a liquid storage warehouse shall not be limited. The arrangement of storage shall be in accordance with Table 5704.3.6.3(2) or 5704.3.6.3(3).

5704.3.8.1.1 Mixed storage. Mixed storage shall be in accordance with Section 5704.3.7.2.1.

5704.3.8.1.2 Separation and aisles. Separation and aisles shall be in accordance with Section 5704.3.7.2.2.

5704.3.8.2 Spill control and secondary containment. Liquid storage warehouses shall be provided with spill control and secondary containment as set forth in Section 5004.2.

5704.3.8.3 Ventilation. Liquid storage warehouses storing containers greater than 5 gallons (19 L) in capacity shall be ventilated at a rate of not less than 0.25 cfm per square foot (0.075 m³/s · m²) of floor area over the storage area.

5704.3.8.4 Fire-extinguishing systems. Liquid storage warehouses shall be protected by automatic sprinkler systems installed in accordance with Chapter 9 and Tables 5704.3.6.3(4) through 5704.3.6.3(7) and Table

5704.3.7.5.1, or Sections 16.4.1 through 16.4.3, 16.5.1 through 16.5.2.12, and Tables 16.5.2.1 through 16.5.2.12 and Figures 16.4.1(a) through 16.4.1(c) of NFPA 30. In-rack sprinklers shall also comply with NFPA 13.

Automatic foam-water systems and automatic AFFF water sprinkler systems shall not be used except where approved.

Protection criteria developed from fire modeling or full-scale fire testing conducted at an approved testing laboratory are allowed in lieu of the protection as shown in Tables 5704.3.6.3(2) through 5704.3.6.3(7) and Table 5704.3.7.5.1 where approved.

5704.3.8.5 Warehouse hose lines. In liquid storage warehouses, either 1½-inch (38 mm) lined or 1-inch (25 mm) hard rubber hand hose lines shall be provided in sufficient number to reach all liquid storage areas and shall be in accordance with Section 903 or Section 905.

5704.4 Outdoor storage of containers and portable tanks. Storage of flammable and combustible liquids in closed containers and portable tanks outside of buildings shall be in accordance with Section 5703 and Sections 5704.4.1 through 5704.4.8. Capacity limits for containers and portable tanks shall be in accordance with Section 5704.3.

5704.4.1 Plans. Storage shall be in accordance with approved plans.

5704.4.2 Location on property. Outdoor storage of liquids in containers and portable tanks shall be in accordance with Table 5704.4.2. Storage of liquids near buildings located on the same lot shall be in accordance with this section.

5704.4.2.1 Mixed liquid piles. Where two or more classes of liquids are stored in a single pile, the quantity in the pile shall not exceed the smallest of maximum quantities for the classes of material stored.

5704.4.2.2 Access. Storage of containers or portable tanks shall be provided with fire apparatus access roads in accordance with Chapter 5.

5704.4.2.3 Security. The storage area shall be protected against tampering or trespassers where necessary

TABLE 5704.4.2
OUTDOOR LIQUID STORAGE IN CONTAINERS AND PORTABLE TANKS

CLASS OF LIQUID	CONTAINER STORAGE— MAXIMUM PER PILE		PORTABLE TANK STORAGE— MAXIMUM PER PILE		MINIMUM DISTANCE BETWEEN PILES OR RACKS (feet)	MINIMUM DISTANCE TO LOT LINE OF PROPERTY THAT CAN BE BUILT UPON ^{c, d} (feet)	MINIMUM DISTANCE TO PUBLIC STREET, PUBLIC ALLEY OR PUBLIC WAY ^d (feet)
	Quantity ^{a, b} (gallons)	Height (feet)	Quantity ^{a, b} (gallons)	Height (feet)			
IA	1,100	10	2,200	7	5	50	10
IB	2,200	12	4,400	14	5	50	10
IC	4,400	12	8,800	14	5	50	10
II	8,800	12	17,600	14	5	25	5
III	22,000	18	44,000	14	5	10	5

For SI: 1 foot = 304.8 mm, 1 gallon 3.785 L.

a. For mixed class storage, see Section 5704.4.2.

b. For storage in racks, the quantity limits per pile do not apply, but the rack arrangement shall be limited to a maximum of 50 feet in length and two rows or 9 feet in depth.

c. If protection by a public fire department or private fire brigade capable of providing cooling water streams is not available, the distance shall be doubled.

d. When the total quantity stored does not exceed 50 percent of the maximum allowed per pile, the distances are allowed to be reduced 50 percent, but not less than 3 feet.

and shall be kept free from weeds, debris and other combustible materials not necessary to the storage.

5704.4.2.4 Storage adjacent to buildings. A maximum of 1,100 gallons (4163 L) of liquids stored in closed containers and portable tanks is allowed adjacent to a building located on the same premises and under the same management, provided that:

1. The building does not exceed one story in height. Such building shall be of fire-resistance-rated construction with noncombustible exterior surfaces or noncombustible construction and shall be used principally for the storage of liquids; or
2. The exterior building wall adjacent to the storage area shall have a fire-resistance rating of not less than 2 hours, having no openings to above-grade areas within 10 feet (3048 mm) horizontally of such storage and no openings to below-grade areas within 50 feet (15 240 mm) horizontally of such storage.

The quantity of liquids stored adjacent to a building protected in accordance with Item 2 is allowed to exceed 1,100 gallons (4163 L), provided that the maximum quantity per pile does not exceed 1,100 gallons (4163 L) and each pile is separated by a 10-foot-minimum (3048 mm) clear space along the common wall.

Where the quantity stored exceeds 1,100 gallons (4163 L) adjacent to a building complying with Item 1, or the provisions of Item 1 cannot be met, a minimum distance in accordance with Table 5704.4.2, column 7 (“Minimum Distance to Lot Line of Property That Can Be Built Upon”) shall be maintained between buildings and the nearest container or portable tank.

5704.4.3 Spill control and secondary containment. Storage areas shall be provided with spill control and secondary containment in accordance with Section 5703.4.

Exception: Containers stored on approved containment pallets in accordance with Section 5004.2.3 and containers stored in cabinets and lockers with integral spill containment.

5704.4.4 Security. Storage areas shall be protected against tampering or trespassers by fencing or other approved control measures.

5704.4.5 Protection from vehicles. Guard posts or other means shall be provided to protect exterior storage tanks from vehicular damage. When guard posts are installed, the posts shall be installed in accordance with Section 312.

5704.4.6 Clearance from combustibles. The storage area shall be kept free from weeds, debris and combustible materials not necessary to the storage. The area surrounding an exterior storage area shall be kept clear of such materials for a minimum distance of 15 feet (4572 mm).

5704.4.7 Weather protection. Weather protection for outdoor storage shall be in accordance with Section 5004.13.

5704.4.8 Empty containers and tank storage. The storage of empty tanks and containers previously used for the storage of flammable or combustible liquids, unless free from explosive vapors, shall be stored as required for filled containers and tanks. Tanks and containers when emptied shall have the covers or plugs immediately replaced in openings.

SECTION 5705 DISPENSING, USE, MIXING AND HANDLING

5705.1 Scope. Dispensing, use, mixing and handling of flammable liquids shall be in accordance with Section 5703 and this section. Tank vehicle and tank car loading and unloading and other special operations shall be in accordance with Section 5706.

Exception: Containers of organic coatings having no fire point and which are opened for pigmentation are not required to comply with this section.

5705.2 Liquid transfer. Liquid transfer equipment and methods for transfer of Class I, II and IIIA liquids shall be approved and be in accordance with Sections 5705.2.1 through 5705.2.6.

5705.2.1 Pumps. Positive-displacement pumps shall be provided with pressure relief discharging back to the tank,

pump suction or other approved location, or shall be provided with interlocks to prevent over-pressure.

5705.2.2 Pressured systems. Where gases are introduced to provide for transfer of Class I liquids, or Class II and III liquids transferred at temperatures at or above their flash points by pressure, only inert gases shall be used. Controls, including pressure relief devices, shall be provided to limit the pressure so that the maximum working pressure of tanks, containers and piping systems cannot be exceeded. Where devices operating through pressure within a tank or container are used, the tank or container shall be a pressure vessel approved for the intended use. Air or oxygen shall not be used for pressurization.

Exception: Air transfer of Class II and III liquids at temperatures below their flash points.

5705.2.3 Piping, hoses and valves. Piping, hoses and valves used in liquid transfer operations shall be approved or listed for the intended use.

5705.2.4 Class I, II and III liquids. Class I liquids or when heated to or above their flash points, Class II and Class III liquids shall be transferred by one of the following methods:

1. From safety cans complying with UL 30.
2. Through an approved closed piping system.
3. From containers or tanks by an approved pump taking suction through an opening in the top of the container or tank.
4. For Class IB, IC, II and III liquids, from containers or tanks by gravity through an approved self-closing or automatic-closing valve when the container or tank and dispensing operations are provided with spill control and secondary containment in accordance with Section 5703.4. Class IA liquids shall not be dispensed by gravity from tanks.
5. Approved engineered liquid transfer systems.

Exception: Liquids in original shipping containers not exceeding a 5.3-gallon (20 L) capacity.

5705.2.5 Manual container filling operations. Class I liquids or Class II and Class III liquids that are heated up to or above their flash points shall not be transferred into containers unless the nozzle and containers are electrically interconnected. Acceptable methods of electrical interconnection include:

1. Metallic floor plates on which containers stand while filling, when such floor plates are electrically connected to the fill stem; or

2. Where the fill stem is bonded to the container during filling by means of a bond wire.

5705.2.6 Automatic container-filling operations for Class I liquids. Container-filling operations for Class I liquids involving conveyor belts or other automatic-feeding operations shall be designed to prevent static accumulations.

5705.3 Use, dispensing and mixing inside of buildings. Indoor use, dispensing and mixing of flammable and combustible liquids shall be in accordance with Section 5705.2 and Sections 5705.3.1 through 5705.3.5.3.

5705.3.1 Closure of mixing or blending vessels. Vessels used for mixing or blending of Class I liquids and Class II or III liquids heated up to or above their flash points shall be provided with self-closing, tight-fitting, noncombustible lids that will control a fire within such vessel.

Exception: Where such devices are impractical, approved automatic or manually controlled fire-extinguishing devices shall be provided.

5705.3.2 Bonding of vessels. Where differences of potential could be created, vessels containing Class I liquids or liquids handled at or above their flash points shall be electrically connected by bond wires, ground cables, piping or similar means to a static grounding system to maintain equipment at the same electrical potential to prevent sparking.

5705.3.3 Heating, lighting and cooking appliances. Heating, lighting and cooking appliances which utilize Class I liquids shall not be operated within a building or structure.

Exception: Operation in single-family dwellings.

5705.3.4 Location of processing vessels. Processing vessels shall be located with respect to distances to lot lines of adjoining property which can be built on, in accordance with Tables 5705.3.4(1) and 5705.3.4(2).

Exception: Where the exterior wall facing the adjoining lot line is a blank wall having a fire-resistance rating of not less than 4 hours, the fire code official is authorized to modify the distances. The distance shall not be less than that set forth in the *California Building Code*, and when Class IA or unstable liquids are involved, explosion control shall be provided in accordance with Section 911.

5705.3.5 Quantity limits for use. Liquid use quantity limitations shall comply with Sections 5705.3.5.1 through 5705.3.5.3.

TABLE 5705.3.4(1)
SEPARATION OF PROCESSING VESSELS FROM LOT LINES

PROCESSING VESSELS WITH EMERGENCY RELIEF VENTING	LOCATION ^a	
	Stable liquids	Unstable liquids
Not in excess of 2.5 psig	Table 5705.3.4(2)	2.5 times Table 5705.3.4(2)
Over 2.5 psig	1.5 times Table 5705.3.4(2)	4 times Table 5705.3.4(2)

For SI: 1 pound per square inch gauge = 6.895 kPa.

a. Where protection of exposures by a public fire department or private fire brigade capable of providing cooling water streams on structures is not provided, distances shall be doubled.

TABLE 5705.3.4(2)
REFERENCE TABLE FOR USE WITH TABLE 5705.3.4(1)

TANK CAPACITY (gallons)	MINIMUM DISTANCE FROM LOT LINE OF A LOT WHICH IS OR CAN BE BUILT UPON, INCLUDING THE OPPOSITE SIDE OF A PUBLIC WAY (feet)	MINIMUM DISTANCE FROM NEAREST SIDE OF ANY PUBLIC WAY OR FROM NEAREST IMPORTANT BUILDING ON THE SAME PROPERTY (feet)
275 or less	5	5
276 to 750	10	5
751 to 12,000	15	5
12,001 to 30,000	20	5
30,001 to 50,000	30	10
50,001 to 100,000	50	15
100,001 to 500,000	80	25
500,001 to 1,000,000	100	35
1,000,001 to 2,000,000	135	45
2,000,001 to 3,000,000	165	55
3,000,001 or more	175	60

For SI: 1 foot = 304.8 mm, 1 gallon = 3.785 L.

5705.3.5.1 Maximum allowable quantity per control area. Indoor use, dispensing and mixing of flammable and combustible liquids shall not exceed the maximum allowable quantity per control area indicated in Table 5003.1.1(1) and shall not exceed the additional limitations set forth in Section 5705.3.5.

Exception: Cleaning with Class I, II and IIIA liquids shall be in accordance with Section 5705.3.6.

Use of hazardous production material flammable and combustible liquids in Group H-5 occupancies shall be in accordance with Chapter 27.

5705.3.5.2 Occupancy quantity limits. The following limits for quantities of flammable and combustible liquids used, dispensed or mixed based on occupancy classification shall not be exceeded:

Exception: Cleaning with Class I, II, or IIIA liquids shall be in accordance with Section 5705.3.6.

1. Group A occupancies: Quantities in Group A occupancies shall not exceed that necessary for demonstration, treatment, laboratory work, maintenance purposes and operation of equipment, and shall not exceed quantities set forth in Table 5003.1.1(1).
2. Group B occupancies: Quantities in drinking, dining, office and school uses within Group B occupancies shall not exceed that necessary for demonstration, treatment, laboratory work, maintenance purposes and operation of equipment, and shall not exceed quantities set forth in Table 5003.1.1(1).
3. Group E occupancies: Quantities in Group E occupancies shall not exceed that necessary for demonstration, treatment, laboratory work, maintenance purposes and operation of equip-

ment and shall not exceed quantities set forth in Table 5003.1.1(1).

4. Group F occupancies: Quantities in dining, office and school uses within Group F occupancies shall not exceed that necessary for demonstration, laboratory work, maintenance purposes and operation of equipment, and shall not exceed quantities set forth in Table 5003.1.1(1).
5. Group I occupancies: Quantities in Group I occupancies shall not exceed that necessary for demonstration, laboratory work, maintenance purposes and operation of equipment, and shall not exceed quantities set forth in Table 5003.1.1(1).
6. Group M occupancies: Quantities in dining, office and school uses within Group M occupancies shall not exceed that necessary for demonstration, laboratory work, maintenance purposes and operation of equipment, and shall not exceed quantities set forth in Table 5003.1.1(1).
7. Group R occupancies: Quantities in Group R occupancies shall not exceed that necessary for maintenance purposes and operation of equipment, and shall not exceed quantities set forth in Table 5003.1.1(1).
8. Group S occupancies: Quantities in dining and office uses within Group S occupancies shall not exceed that necessary for demonstration, laboratory work, maintenance purposes and operation of equipment and shall not exceed quantities set forth in Table 5003.1.1(1).

5705.3.5.3 Quantities exceeding limits for control areas. Quantities exceeding the maximum allowable

quantity per control area indicated in Sections 5705.3.5.1 and 5705.3.5.2 shall be in accordance with the following:

1. For open systems, indoor use, dispensing and mixing of flammable and combustible liquids shall be within a room or building complying with the *California Building Code* and Sections 5705.3.7.1 through 5705.3.7.5.
2. For closed systems, indoor use, dispensing and mixing of flammable and combustible liquids shall be within a room or building complying with the *California Building Code* and Sections 5705.3.7 through 5705.3.7.4 and Section 5705.3.7.6.

5705.3.6 Cleaning with flammable and combustible liquids. Cleaning with Class I, II and IIIA liquids shall be in accordance with Sections 5705.3.6.1 through 5705.3.6.2.7.

Exceptions:

1. Dry cleaning shall be in accordance with Chapter 21.
2. Spray-nozzle cleaning shall be in accordance with Section 2403.3.5.

5705.3.6.1 Cleaning operations. Class IA liquids shall not be used for cleaning. Cleaning with Class IB, IC or II liquids shall be conducted as follows:

1. In a room or building in accordance with Section 5705.3.7; or
2. In a parts cleaner listed, labeled and approved for the purpose in accordance with Section 5705.3.6.2.

Exception: Materials used in commercial and industrial process-related cleaning operations in accordance with other provisions of this code and not involving facilities maintenance cleaning operations.

5705.3.6.2 Listed and approved machines. Parts cleaning and degreasing conducted in listed and approved machines in accordance with Section 5705.3.6.1 shall be in accordance with Sections 5705.3.6.2.1 through 5705.3.6.2.7.

5705.3.6.2.1 Solvents. Solvents shall be classified and shall be compatible with the machines within which they are used.

5705.3.6.2.2 Machine capacities. The quantity of solvent shall not exceed the listed design capacity of the machine for the solvent being used with the machine.

5705.3.6.2.3 Solvent quantity limits. Solvent quantities shall be limited as follows:

1. Machines without remote solvent reservoirs shall be limited to quantities set forth in Section 5705.3.5.
2. Machines with remote solvent reservoirs using Class I liquids shall be limited to quantities set forth in Section 5705.3.5.

3. Machines with remote solvent reservoirs using Class II liquids shall be limited to 35 gallons (132 L) per machine. The total quantities shall not exceed an aggregate of 240 gallons (908 L) per control area in buildings not equipped throughout with an approved automatic sprinkler system and an aggregate of 480 gallons (1817 L) per control area in buildings equipped throughout with an approved automatic sprinkler system in accordance with Section 903.3.1.1.
4. Machines with remote solvent reservoirs using Class IIIA liquids shall be limited to 80 gallons (303 L) per machine.

5705.3.6.2.4 Immersion soaking of parts. Work areas of machines with remote solvent reservoirs shall not be used for immersion soaking of parts.

5705.3.6.2.5 Separation. Multiple machines shall be separated from each other by a distance of not less than 30 feet (9144 mm) or by a fire barrier with a minimum 1-hour fire-resistance rating.

5705.3.6.2.6 Ventilation. Machines shall be located in areas adequately ventilated to prevent accumulation of vapors.

5705.3.6.2.7 Installation. Machines shall be installed in accordance with their listings.

5705.3.7 Rooms or buildings for quantities exceeding the maximum allowable quantity per control area. Where required by Section 5705.3.5.3 or 5705.3.6.1, rooms or buildings used for the use, dispensing or mixing of flammable and combustible liquids in quantities exceeding the maximum allowable quantity per control area shall be in accordance with Sections 5705.3.7.1 through 5705.3.7.6.3.

5705.3.7.1 Construction, location and fire protection. Rooms or buildings classified in accordance with the *California Building Code* as Group H-2 or H-3 occupancies based on use, dispensing or mixing of flammable or combustible liquids shall be constructed in accordance with the *California Building Code*.

5705.3.7.2 Basements. In rooms or buildings classified in accordance with the *California Building Code* as Group H-2 or H-3, dispensing or mixing of flammable or combustible liquids shall not be conducted in basements.

5705.3.7.3 Fire protection. Rooms or buildings classified in accordance with the *California Building Code* as Group H-2 or H-3 occupancies shall be equipped with an approved automatic fire-extinguishing system in accordance with Chapter 9.

5705.3.7.4 Doors. Interior doors to rooms or portions of such buildings shall be self-closing fire doors in accordance with the *California Building Code*.

5705.3.7.5 Open systems. Use, dispensing and mixing of flammable and combustible liquids in open systems

FLAMMABLE AND COMBUSTIBLE LIQUIDS

shall be in accordance with Sections 5705.3.7.5.1 through 5705.3.7.5.3.

5705.3.7.5.1 Ventilation. Continuous mechanical ventilation shall be provided at a rate of not less than 1 cfm per square foot [0.00508 m³/(s · m²)] of floor area over the design area. Provisions shall be made for introduction of makeup air in such a manner to include all floor areas or pits where vapors can collect. Local or spot ventilation shall be provided when needed to prevent the accumulation of hazardous vapors. Ventilation system design shall comply with the *California Building Code* and *California Mechanical Code*.

Exception: Where natural ventilation can be shown to be effective for the materials used, dispensed or mixed.

5705.3.7.5.2 Explosion control. Explosion control shall be provided in accordance with Section 911.

5705.3.7.5.3 Spill control and secondary containment. Spill control shall be provided in accordance with Section 5703.4 where Class I, II or IIIA liquids are dispensed into containers exceeding a 1.3-gallon (5 L) capacity or mixed or used in open containers or systems exceeding a 5.3-gallon (20 L) capacity. Spill control and secondary containment shall be provided in accordance with Section 5703.4 when the capacity of an individual container exceeds 55 gallons (208 L) or the aggregate capacity of multiple containers or tanks exceeds 100 gallons (378.5 L).

5705.3.7.6 Closed systems. Use or mixing of flammable or combustible liquids in closed systems shall be in accordance with Sections 5705.3.7.6.1 through 5705.3.7.6.3.

5705.3.7.6.1 Ventilation. Closed systems designed to be opened as part of normal operations shall be provided with ventilation in accordance with Section 5705.3.7.5.1.

5705.3.7.6.2 Explosion control. Explosion control shall be provided when an explosive environment can occur as a result of the mixing or use process. Explosion control shall be designed in accordance with Section 911.

Exception: When process vessels are designed to contain fully the worst-case explosion anticipated within the vessel under process conditions considering the most likely failure.

5705.3.7.6.3 Spill control and secondary containment. Spill control shall be provided in accordance with Section 5703.4 when flammable or combustible liquids are dispensed into containers exceeding a 1.3-gallon (5 L) capacity or mixed or used in open containers or systems exceeding a 5.3-gallon (20 L) capacity. Spill control and secondary containment shall be provided in accordance with Section 5703.4 when the capacity of an individual container exceeds 55 gallons (208 L) or the aggregate capacity

of multiple containers or tanks exceeds 1,000 gallons (3785 L).

5705.3.8 Use, dispensing and handling outside of buildings. Outside use, dispensing and handling shall be in accordance with Sections 5705.3.8.1 through 5705.3.8.4.

Dispensing of liquids into motor vehicle fuel tanks at motor fuel-dispensing facilities shall be in accordance with Chapter 23.

5705.3.8.1 Spill control. Outside use, dispensing and handling areas shall be provided with spill control as set forth in Section 5703.4.

5705.3.8.2 Location on property. Dispensing activities which exceed the quantities set forth in Table 5705.3.8.2 shall not be conducted within 15 feet (4572 mm) of buildings or combustible materials or within 25 feet (7620 mm) of building openings, lot lines, public streets, public alleys or public ways. Dispensing activities that exceed the quantities set forth in Table 5705.3.8.2 shall not be conducted within 15 feet (4572 mm) of storage of Class I, II or III liquids unless such liquids are stored in tanks which are listed and labeled as 2-hour protected tank assemblies in accordance with UL 2085.

Exceptions:

1. The requirements shall not apply to areas where only the following are dispensed: Class III liquids; liquids that are heavier than water; water-miscible liquids; and liquids with viscosities greater than 10,000 centipoise (cp) (10 Pa · s).
2. Flammable and combustible liquid dispensing in refineries, chemical plants, process facilities, gas and crude oil production facilities and oil-blending and packaging facilities, terminals and bulk plants.

**TABLE 5705.3.8.2
MAXIMUM ALLOWABLE QUANTITIES FOR
DISPENSING OF FLAMMABLE AND COMBUSTIBLE
LIQUIDS IN OUTDOOR CONTROL AREAS^{a, b}**

CLASS OF LIQUID	QUANTITY (gallons)
Flammable	
Class IA	10
Class IB	15
Class IC	20
Combination Class IA, IB and IC	30 ^c
Combustible	
Class II	30
Class IIIA	80
Class IIIB	3,300

For SI: 1 gallon = 3.785 L.

- a. For definition of "Outdoor Control Area," see Section 5002.1.
- b. The fire code official is authorized to impose special conditions regarding locations, types of containers, dispensing units, fire control measures and other factors involving fire safety.
- c. Containing not more than the maximum allowable quantity per control area of each individual class.

5705.3.8.3 Location of processing vessels. Processing vessels shall be located with respect to distances to lot

lines which can be built on in accordance with Table 5705.3.4(1).

Exception: In refineries and distilleries.

5705.3.8.4 Weather protection. Weather protection for outdoor use shall be in accordance with Section 5005.3.9.

5705.4 Solvent distillation units. Solvent distillation units shall comply with Sections 5705.4.1 through 5705.4.9.

5705.4.1 Unit with a capacity of 60 gallons or less. Solvent distillation units used to recycle Class I, II or IIIA liquids having a distillation chamber capacity of 60 gallons (227 L) or less shall be listed, labeled and installed in accordance with Section 5705.4 and UL 2208.

Exceptions:

1. Solvent distillation units used in continuous through-put industrial processes where the source of heat is remotely supplied using steam, hot water, oil or other heat transfer fluids, the temperature of which is below the auto-ignition point of the solvent.
2. Approved research, testing and experimental processes.

5705.4.2 Units with a capacity exceeding 60 gallons. Solvent distillation units used to recycle Class I, II or IIIA liquids, having a distillation chamber capacity exceeding 60 gallons (227 L) shall be used in locations that comply with the use and mixing requirements of Section 5705 and other applicable provisions in this chapter.

5705.4.3 Prohibited processing. Class I, II and IIIA liquids also classified as unstable (reactive) shall not be processed in solvent distillation units.

Exception: Appliances listed for the distillation of unstable (reactive) solvents.

5705.4.4 Labeling. A permanent label shall be affixed to the unit by the manufacturer. The label shall indicate the capacity of the distillation chamber, and the distance the unit shall be placed away from sources of ignition. The label shall indicate the products for which the unit has been listed for use or refer to the instruction manual for a list of the products.

5705.4.5 Manufacturer's instruction manual. An instruction manual shall be provided. The manual shall be readily available for the user and the fire code official. The manual shall include installation, use and servicing instructions. It shall identify the liquids for which the unit has been listed for distillation purposes along with each liquid's flash point and auto-ignition temperature. For units with adjustable controls, the manual shall include directions for setting the heater temperature for each liquid to be instilled.

5705.4.6 Location. Solvent distillation units shall be used in locations in accordance with the listing. Solvent distillation units shall not be used in basements.

5705.4.7 Storage of liquids. Distilled liquids and liquids awaiting distillation shall be stored in accordance with Section 5704.

5705.4.8 Storage of residues. Hazardous residue from the distillation process shall be stored in accordance with Section 5704 and Chapter 50.

5705.4.9 Portable fire extinguishers. Approved portable fire extinguishers shall be provided in accordance with Section 906. At least one portable fire extinguisher having a rating of not less than 40-B shall be located not less than 10 feet (3048 mm) or more than 30 feet (9144 mm) from any solvent distillation unit.

5705.5 Alcohol-based hand rubs classified as Class I or II liquids. The use of wall-mounted dispensers containing alcohol-based hand rubs classified as Class I or II liquids shall be in accordance with all of the following:

1. The maximum capacity of each dispenser shall be 68 ounces (2 L).
2. The minimum separation between dispensers shall be 48 inches (1219 mm).
3. The dispensers shall not be installed directly adjacent to, directly above or below an electrical receptacle, switch, appliance, device or other ignition source. The wall space between the dispenser and the floor shall remain clear and unobstructed.
4. Dispensers shall be mounted so that the bottom of the dispenser is a minimum of 42 inches (1067 mm) and a maximum of 48 inches (1219 mm) above the finished floor.
5. Dispensers shall not release their contents except when the dispenser is manually activated. Facilities shall be permitted to install and use automatically activated "touch free" alcohol-based hand-rub dispensing devices with the following requirements:
 - 5.1. The facility or persons responsible for the dispensers shall test the dispensers each time a new refill is installed in accordance with the manufacturer's care and use instructions.
 - 5.2. Dispensers shall be designed and must operate in a manner that ensures accidental or malicious activations of the dispensing device are minimized. At a minimum, all devices subject to or used in accordance with this section shall have the following safety features:
 - 5.2.1. Any activations of the dispenser shall only occur when an object is placed within 4 inches (98 mm) of the sensing device.
 - 5.2.2. The dispenser shall not dispense more than the amount required for hand hygiene consistent with label instructions as regulated by the United States Food and Drug Administration (USFDA).

5.2.3. An object placed within the activation zone and left in place will cause only one activation.

6. Storage and use of alcohol-based hand rubs shall be in accordance with the applicable provisions of Sections 5704 and 5705.
7. Dispensers installed in occupancies with carpeted floors shall only be allowed in smoke compartments or fire areas equipped throughout with an approved automatic sprinkler system in accordance with Section 903.3.1.1 or 903.3.1.2.

5705.5.1 Corridor installations. Where wall-mounted dispensers containing alcohol-based hand rubs are installed in corridors, they shall be in accordance with all of the following:

1. Level 2 and 3 aerosol containers shall not be allowed in corridors.
2. The maximum capacity of each Class I or II liquid dispenser shall be 41 ounces (1.21 L) and the maximum capacity of each Level 1 aerosol dispenser shall be 18 ounces (0.51 kg).
3. The maximum quantity allowed in a corridor within a control area shall be 10 gallons (37.85 L) of Class I or II liquids or 1135 ounces (32.2 kg) of Level 1 aerosols, or a combination of Class I or II liquids and Level 1 aerosols not to exceed, in total, the equivalent of 10 gallons (37.85 L) or 1,135 ounces (32.2 kg) such that the sum of the ratios of the liquid and aerosol quantities divided by the allowable quantity of liquids and aerosols, respectively, shall not exceed one.
4. The minimum corridor width shall be 72 inches (1829 mm).
5. Projections into a corridor shall be in accordance with Section 1003.3.3.

SECTION 5706 SPECIAL OPERATIONS

5706.1 General. This section shall cover the provisions for special operations which include, but are not limited to, storage, use, dispensing, mixing or handling of flammable and combustible liquids. The following special operations shall be in accordance with Sections 5701, 5703, 5704 and 5705, except as provided in Section 5706.

1. Storage and dispensing of flammable and combustible liquids on farms and construction sites.
2. Well drilling and operating.
3. Bulk plants or terminals.
4. Bulk transfer and process transfer operations utilizing tank vehicles and tank cars.
5. Tank vehicles and tank vehicle operation.
6. Refineries.
7. Vapor recovery and vapor-processing systems.

5706.2 Storage and dispensing of flammable and combustible liquids on farms and construction sites. Permanent and temporary storage and dispensing of Class I and II liquids for private use on farms and rural areas and at construction sites, earth-moving projects, gravel pits or borrow pits shall be in accordance with Sections 5706.2.1 through 5706.2.8.1.

Exception: Storage and use of fuel oil and containers connected with oil-burning equipment regulated by Section 603 and the *California Mechanical Code*.

5706.2.1 Combustibles and open flames near tanks. Storage areas shall be kept free from weeds and extraneous combustible material. Open flames and smoking are prohibited in flammable or combustible liquid storage areas.

5706.2.2 Marking of tanks and containers. Tanks and containers for the storage of liquids above ground shall be conspicuously marked with the name of the product which they contain and the words: FLAMMABLE—KEEP FIRE AND FLAME AWAY. Tanks shall bear the additional marking: KEEP 50 FEET FROM BUILDINGS.

5706.2.3 Containers for storage and use. Metal containers used for storage of Class I or II liquids shall be in accordance with DOTn requirements or shall be of an approved design.

Discharge devices shall be of a type that do not develop an internal pressure on the container. Pumping devices or approved self-closing faucets used for dispensing liquids shall not leak and shall be well-maintained. Individual containers shall not be interconnected and shall be kept closed when not in use.

Containers stored outside of buildings shall be in accordance with Section 5704 and the *California Building Code*.

5706.2.4 Permanent and temporary tanks. The capacity of permanent above-ground tanks containing Class I or II liquids shall not exceed 1,100 gallons (4164 L). The capacity of temporary above-ground tanks containing Class I or II liquids shall not exceed 10,000 gallons (37 854 L). Tanks shall be of the single-compartment design.

Exception: Permanent above-ground tanks of greater capacity which meet the requirements of Section 5704.2.

5706.2.4.1 Fill-opening security. Fill openings shall be equipped with a locking closure device. Fill openings shall be separate from vent openings.

5706.2.4.2 Vents. Tanks shall be provided with a method of normal and emergency venting. Normal vents shall also be in accordance with Section 5704.2.7.3.

Emergency vents shall be in accordance with Section 5704.2.7.4. Emergency vents shall be arranged to discharge in a manner which prevents localized overheating or flame impingement on any part of the tank in the event that vapors from such vents are ignited.

5706.2.4.3 Location. Tanks containing Class I or II liquids shall be kept outside and at least 50 feet (15 240

mm) from buildings and combustible storage. Additional distance shall be provided when necessary to ensure that vehicles, equipment and containers being filled directly from such tanks will not be less than 50 feet (15 240 mm) from structures, haystacks or other combustible storage.

5706.2.4.4 Locations where above-ground tanks are prohibited. The storage of Class I and II liquids in above-ground tanks is prohibited within the limits established by law as the limits of districts in which such storage is prohibited (see Section 3 of the Sample Legislation for Adoption of the *California Fire Code* on page xxvi.)

5706.2.5 Type of tank. Tanks shall be provided with top openings only or shall be elevated for gravity discharge.

5706.2.5.1 Tanks with top openings only. Tanks with top openings shall be mounted as follows:

1. On well-constructed metal legs connected to shoes or runners designed so that the tank is stabilized and the entire tank and its supports can be moved as a unit; or
2. For stationary tanks, on a stable base of timbers or blocks approximately 6 inches (152 mm) in height which prevents the tank from contacting the ground.

5706.2.5.1.1 Pumps and fittings. Tanks with top openings only shall be equipped with a tightly and permanently attached, approved pumping device having an approved hose of sufficient length for filling vehicles, equipment or containers to be served from the tank. Either the pump or the hose shall be equipped with a padlock to its hanger to prevent tampering. An effective antisiphoning device shall be included in the pump discharge unless a self-closing nozzle is provided. Siphons or internal pressure discharge devices shall not be used.

5706.2.5.2 Tanks for gravity discharge. Tanks with a connection in the bottom or the end for gravity-dispensing liquids shall be mounted and equipped as follows:

1. Supports to elevate the tank for gravity discharge shall be designed to carry all required loads and provide stability.
2. Bottom or end openings for gravity discharge shall be equipped with a valve located adjacent to the tank shell which will close automatically in the event of fire through the operation of an effective heat-activated releasing device. Where this valve cannot be operated manually, it shall be supplemented by a second, manually operated valve.

The gravity discharge outlet shall be provided with an approved hose equipped with a self-closing valve at the discharge end of a type that can be padlocked to its hanger.

5706.2.6 Spill control drainage control and diking. Indoor storage and dispensing areas shall be provided with

spill control and drainage control as set forth in Section 5703.4. Outdoor storage areas shall be provided with drainage control or diking as set forth in Section 5704.2.10.

5706.2.7 Portable fire extinguishers. Portable fire extinguishers with a minimum rating of 20-B:C and complying with Section 906 shall be provided where required by the fire code official.

5706.2.8 Dispensing from tank vehicles. Where approved, liquids used as fuels are allowed to be transferred from tank vehicles into the tanks of motor vehicles or special equipment, provided:

1. The tank vehicle's specific function is that of supplying fuel to motor vehicle fuel tanks.
2. The dispensing hose does not exceed 100 feet (30 480 mm) in length.
3. The dispensing nozzle is an approved type.
4. The dispensing hose is properly placed on an approved reel or in a compartment provided before the tank vehicle is moved.
5. Signs prohibiting smoking or open flames within 25 feet (7620 mm) of the vehicle or the point of refueling are prominently posted on the tank vehicle.
6. Electrical devices and wiring in areas where fuel dispensing is conducted are in accordance with *California Electrical Code*.
7. Tank vehicle-dispensing equipment is operated only by designated personnel who are trained to handle and dispense motor fuels.
8. Provisions are made for controlling and mitigating unauthorized discharges.

5706.2.8.1 Location. Dispensing from tank vehicles shall be conducted at least 50 feet (15 240 mm) from structures or combustible storage.

5706.3 Well drilling and operating. Wells for oil and natural gas shall be drilled and operated in accordance with Sections 5706.3.1 through 5706.3.8.

5706.3.1 Location. The location of wells shall comply with Sections 5706.3.1.1 through 5706.3.1.3.2.

5706.3.1.1 Storage tanks and sources of ignition. Storage tanks or boilers, fired heaters, open-flame devices or other sources of ignition shall not be located within 25 feet (7620 mm) of well heads. Smoking is prohibited at wells or tank locations except as designated and in approved posted areas.

Exception: Engines used in the drilling, production and serving of wells.

5706.3.1.2 Streets and railways. Wells shall not be drilled within 75 feet (22 860 mm) of any dedicated public street, highway or nearest rail of an operating railway.

5706.3.1.3 Buildings. Wells shall not be drilled within 100 feet (30 480 mm) of buildings not necessary to the operation of the well.

5706.3.1.3.1 Group A, E or I buildings. Wells shall not be drilled within 300 feet (91 440 mm) of buildings with an occupancy in Group A, E or I.

5706.3.1.3.2 Existing wells. Where wells are existing, buildings shall not be constructed within the distances set forth in Section 5706.3.1 for separation of wells or buildings.

5706.3.2 Waste control. Control of waste materials associated with wells shall comply with Sections 5706.3.2.1 and 5706.3.2.2.

5706.3.2.1 Discharge on a street or water channel. Liquids containing crude petroleum or its products shall not be discharged into or on streets, highways, drainage canals or ditches, storm drains or flood control channels.

5706.3.2.2 Discharge and combustible materials on ground. The surface of the ground under, around or near wells, pumps, boilers, oil storage tanks or buildings shall be kept free from oil, waste oil, refuse or waste material.

5706.3.3 Sumps. Sumps associated with wells shall comply with Sections 5706.3.3.1 through 5706.3.3.3.

5706.3.3.1 Maximum width. Sumps or other basins for the retention of oil or petroleum products shall not exceed 12 feet (3658 mm) in width.

5706.3.3.2 Backfilling. Sumps or other basins for the retention of oil or petroleum products larger than 6 feet by 6 feet by 6 feet (1829 mm by 1829 mm by 1829 mm) shall not be maintained longer than 60 days after the cessation of drilling operations.

5706.3.3.3 Security. Sumps, diversion ditches and depressions used as sumps shall be securely fenced or covered.

5706.3.4 Prevention of blowouts. Protection shall be provided to control and prevent the blowout of a well. Protection equipment shall meet federal, state and other applicable jurisdiction requirements.

5706.3.5 Storage tanks. Storage of flammable or combustible liquids in tanks shall be in accordance with Section 5704. Oil storage tanks or groups of tanks shall have posted in a conspicuous place, on or near such tank or tanks, an approved sign with the name of the owner or operator, or the lease number and the telephone number where a responsible person can be reached at any time.

5706.3.6 Soundproofing. Where soundproofing material is required during oil field operations, such material shall be noncombustible.

5706.3.7 Signs. Well locations shall have posted in a conspicuous place on or near such tank or tanks an approved sign with the name of the owner or operator, name of the leasee or the lease number, the well number and the telephone number where a responsible person can be reached at any time. Such signs shall be maintained on the premises from the time materials are delivered for drilling purposes until the well is abandoned.

5706.3.8 Field-loading racks. Field-loading racks shall be in accordance with Section 5706.5.

5706.4 Bulk plants or terminals. Portions of properties where flammable and combustible liquids are received by tank vessels, pipelines, tank cars or tank vehicles and which are stored or blended in bulk for the purpose of distributing such liquids by tank vessels, pipelines, tanks cars, tank vehicles or containers shall be in accordance with Sections 5706.4.1 through 5706.4.10.4.

5706.4.1 Building construction. Buildings shall be constructed in accordance with the *California Building Code*.

5706.4.2 Means of egress. Rooms in which liquids are stored, used or transferred by pumps shall have means of egress arranged to prevent occupants from being trapped in the event of fire.

5706.4.3 Heating. Rooms in which Class I liquids are stored or used shall be heated only by means not constituting a source of ignition, such as steam or hot water. Rooms containing heating appliances involving sources of ignition shall be located and arranged to prevent entry of flammable vapors.

5706.4.4 Ventilation. Ventilation shall be provided for rooms, buildings and enclosures in which Class I liquids are pumped, used or transferred. Design of ventilation systems shall consider the relatively high specific gravity of the vapors. When natural ventilation is used, adequate openings in outside walls at floor level, unobstructed except by louvers or coarse screens, shall be provided. When natural ventilation is inadequate, mechanical ventilation shall be provided in accordance with the *California Mechanical Code*.

5706.4.4.1 Basements and pits. Class I liquids shall not be stored or used within a building having a basement or pit into which flammable vapors can travel, unless such area is provided with ventilation designed to prevent the accumulation of flammable vapors therein.

5706.4.4.2 Dispensing of Class I liquids. Containers of Class I liquids shall not be drawn from or filled within buildings unless a provision is made to prevent the accumulation of flammable vapors in hazardous concentrations. Where mechanical ventilation is required, it shall be kept in operation while flammable vapors could be present.

5706.4.5 Storage. Storage of Class I, II and IIIA liquids in bulk plants shall be in accordance with the applicable provisions of Section 5704.

5706.4.6 Overfill protection of Class I and II liquids. Manual and automatic systems shall be provided to prevent overfill during the transfer of Class I and II liquids from mainline pipelines and marine vessels in accordance with API 2350.

5706.4.7 Wharves. This section shall apply to all wharves, piers, bulkheads and other structures over or contiguous to navigable water having a primary function of transferring liquid cargo in bulk between shore installa-

tions and tank vessels, ships, barges, lighter boats or other mobile floating craft.

Exception: Marine motor fuel-dispensing facilities in accordance with Chapter 23.

5706.4.7.1 Transferring approvals. Handling packaged cargo of liquids, including full and empty drums, bulk fuel and stores, over a wharf during cargo transfer shall be subject to the approval of the wharf supervisor and the senior deck officer on duty.

5706.4.7.2 Transferring location. Wharves at which liquid cargoes are to be transferred in bulk quantities to or from tank vessels shall be at least 100 feet (30 480 mm) from any bridge over a navigable waterway; or from an entrance to, or superstructure of, any vehicular or railroad tunnel under a waterway. The termination of the fixed piping used for loading or unloading at a wharf shall be at least 200 feet (60 960 mm) from a bridge or from an entrance to, or superstructures of, a tunnel.

5706.4.7.3 Superstructure and decking material. Superstructure and decking shall be designed for the intended use. Decking shall be constructed of materials that will afford the desired combination of flexibility, resistance to shock, durability, strength and fire resistance.

5706.4.7.4 Tanks allowed. Tanks used exclusively for ballast water or Class II or III liquids are allowed to be installed on suitably designed wharves.

5706.4.7.5 Transferring equipment. Loading pumps capable of building up pressures in excess of the safe working pressure of cargo hose or loading arms shall be provided with bypasses, relief valves or other arrangements to protect the loading facilities against excessive pressure. Relief devices shall be tested at least annually to determine that they function satisfactorily at their set pressure.

5706.4.7.6 Piping, valves and fittings. Piping valves and fittings shall be in accordance with Section 5703.6 except as modified by the following:

1. Flexibility of piping shall be ensured by appropriate layout and arrangement of piping supports so that motion of the wharf structure resulting from wave action, currents, tides or the mooring of vessels will not subject the pipe to repeated excessive strain.
2. Pipe joints that depend on the friction characteristics of combustible materials or on the grooving of pipe ends for mechanical continuity of piping shall not be used.
3. Swivel joints are allowed in piping to which hoses are connected and for articulated, swivel-joint transfer systems, provided the design is such that the mechanical strength of the joint will not be impaired if the packing materials fail such as by exposure to fire.

4. Each line conveying Class I or II liquids leading to a wharf shall be provided with a readily accessible block valve located on shore near the approach to the wharf and outside of any diked area. Where more than one line is involved, the valves shall be grouped in one location.

5. Means shall be provided for easy access to cargo line valves located below the wharf deck.

6. Piping systems shall contain a sufficient number of valves to operate the system properly and to control the flow of liquid in normal operation and in the event of physical damage.

7. Piping on wharves shall be bonded and grounded where Class I and II liquids are transported. Where excessive stray currents are encountered, insulating joints shall be installed. Bonding and grounding connections on piping shall be located on the wharf side of hose riser insulating flanges, where used, and shall be accessible for inspection.

8. Hose or articulated swivel-joint pipe connections used for cargo transfer shall be capable of accommodating the combined effects of change in draft and maximum tidal range, and mooring lines shall be kept adjusted to prevent surge of the vessel from placing stress on the cargo transfer system.

9. Hoses shall be supported to avoid kinking and damage from chafing.

5706.4.7.7 Loading and unloading. Loading or discharging shall not commence until the wharf superintendent and officer in charge of the tank vessel agree that the tank vessel is properly moored and connections are properly made.

5706.4.7.8 Mechanical work. Mechanical work shall not be performed on the wharf during cargo transfer, except under special authorization by the fire code official based on a review of the area involved, methods to be employed and precautions necessary.

5706.4.8 Sources of ignition. Class I, II or IIIA liquids shall not be used, drawn or dispensed where flammable vapors can reach a source of ignition. Smoking shall be prohibited except in designated locations. "No Smoking" signs complying with Section 310 shall be conspicuously posted where a hazard from flammable vapors is normally present.

5706.4.9 Drainage control. Loading and unloading areas shall be provided with drainage control in accordance with Section 5704.2.10.

5706.4.10 Fire protection. Fire protection shall be in accordance with Chapter 9 and Sections 5706.4.10.1 through 5706.4.10.4.

5706.4.10.1 Portable fire extinguishers. Portable fire extinguishers with a rating of not less than 20-B and complying with Section 906 shall be located within 75

FLAMMABLE AND COMBUSTIBLE LIQUIDS

feet (22 860 mm) of hose connections, pumps and separator tanks.

5706.4.10.2 Fire hoses. Where piped water is available, ready-connected fire hose in a size appropriate for the water supply shall be provided in accordance with Section 905 so that manifolds where connections are made and broken can be reached by at least one hose stream.

5706.4.10.3 Obstruction of equipment. Material shall not be placed on wharves in such a manner that would obstruct access to fire-fighting equipment or important pipeline control valves.

5706.4.10.4 Fire apparatus access. Where the wharf is accessible to vehicular traffic, an unobstructed fire apparatus access road to the shore end of the wharf shall be maintained in accordance with Chapter 5.

5706.5 Bulk transfer and process transfer operations. Bulk transfer and process transfer operations shall be approved and be in accordance with Sections 5706.5.1 through 5706.5.4.5. Motor fuel-dispensing facilities shall comply with Chapter 23.

5706.5.1 General. The provisions of Sections 5706.5.1.1 through 5706.5.1.18 shall apply to bulk transfer and process transfer operations; Sections 5706.5.2 and 5706.5.2.1 shall apply to bulk transfer operations; Sections 5706.5.3 through 5706.5.3.3 shall apply to process transfer operations and Sections 5706.5.4 through 5706.5.4.5 shall apply to dispensing from tank vehicles and tank cars.

5706.5.1.1 Location. Bulk transfer and process transfer operations shall be conducted in approved locations. Tank cars shall be unloaded only on private sidings or railroad-siding facilities equipped for transferring flammable or combustible liquids. Tank vehicle and tank car transfer facilities shall be separated from buildings, above-ground tanks, combustible materials, lot lines, public streets, public alleys or public ways by a distance of 25 feet (7620 mm) for Class I liquids and 15 feet (4572 mm) for Class II and III liquids measured from the nearest position of any loading or unloading valve. Buildings for pumps or shelters for personnel shall be considered part of the transfer facility.

5706.5.1.2 Weather protection canopies. Where weather protection canopies are provided, they shall be constructed in accordance with Section 5004.13. Weather protection canopies shall not be located within 15 feet (4572 mm) of a building or combustible material or within 25 feet (7620 mm) of building openings, lot lines, public streets, public alleys or public ways.

5706.5.1.3 Ventilation. Ventilation shall be provided to prevent accumulation of vapors in accordance with Section 5705.3.7.5.1.

5706.5.1.4 Sources of ignition. Sources of ignition shall be controlled or eliminated in accordance with Section 5003.7.

5706.5.1.5 Spill control and secondary containment. Areas where transfer operations are located shall be provided with spill control and secondary containment

in accordance with Section 5703.4. The spill control and secondary containment system shall have a design capacity capable of containing the capacity of the largest tank compartment located in the area where transfer operations are conducted. Containment of the rainfall volume specified in Section 5004.2.2.6 is not required.

5706.5.1.6 Fire protection. Fire protection shall be in accordance with Section 5703.2.

5706.5.1.7 Static protection. Static protection shall be provided to prevent the accumulation of static charges during transfer operations. Bonding facilities shall be provided during the transfer through open domes where Class I liquids are transferred, or where Class II and III liquids are transferred into tank vehicles or tank cars which could contain vapors from previous cargoes of Class I liquids.

Protection shall consist of a metallic bond wire permanently electrically connected to the fill stem. The fill pipe assembly shall form a continuous electrically conductive path downstream from the point of bonding. The free end of such bond wire shall be provided with a clamp or equivalent device for convenient attachment to a metallic part in electrical contact with the cargo tank of the tank vehicle or tank car. For tank vehicles, protection shall consist of a flexible bond wire of adequate strength for the intended service and the electrical resistance shall not exceed 1 megohm. For tank cars, bonding shall be provided where the resistance of a tank car to ground through the rails is 25 ohms or greater.

Such bonding connection shall be fastened to the vehicle, car or tank before dome covers are raised and shall remain in place until filling is complete and all dome covers have been closed and secured.

Exceptions:

1. Where vehicles and cars are loaded exclusively with products not having a static-accumulating tendency, such as asphalt, cutback asphalt, most crude oils, residual oils and water-miscible liquids.
2. When Class I liquids are not handled at the transfer facility and the tank vehicles are used exclusively for Class II and III liquids.
3. Where vehicles and cars are loaded or unloaded through closed top or bottom connections whether the hose is conductive or nonconductive.

Filling through open domes into the tanks of tank vehicles or tank cars that contain vapor-air mixtures within the flammable range, or where the liquid being filled can form such a mixture, shall be by means of a downspout which extends to near the bottom of the tank.

5706.5.1.8 Stray current protection. Tank car loading facilities where Class I, II or IIIA liquids are transferred through open domes shall be protected against stray currents by permanently bonding the pipe to at least

one rail and to the transfer apparatus. Multiple pipes entering the transfer areas shall be permanently electrically bonded together. In areas where excessive stray currents are known to exist, all pipes entering the transfer area shall be provided with insulating sections to isolate electrically the transfer apparatus from the pipe-lines.

5706.5.1.9 Top loading. When top loading a tank vehicle with Class I and II liquids without vapor control, valves used for the final control of flow shall be of the self-closing type and shall be manually held open except where automatic means are provided for shutting off the flow when the tank is full. When used, automatic shutoff systems shall be provided with a manual shutoff valve located at a safe distance from the loading nozzle to stop the flow if the automatic system fails.

When top loading a tank vehicle with vapor control, flow control shall be in accordance with Section 5706.5.1.10. Self-closing valves shall not be tied or locked in the open position.

5706.5.1.10 Bottom loading. When bottom loading a tank vehicle or tank car with or without vapor control, a positive means shall be provided for loading a predetermined quantity of liquid, together with an automatic secondary shutoff control to prevent overflow. The connecting components between the transfer equipment and the tank vehicle or tank car required to operate the secondary control shall be functionally compatible.

5706.5.1.10.1 Dry disconnect coupling. When bottom loading a tank vehicle, the coupling between the liquid loading hose or pipe and the truck piping shall be a dry disconnect coupling.

5706.5.1.10.2 Venting. When bottom loading a tank vehicle or tank car that is equipped for vapor control and vapor control is not used, the tank shall be vented to the atmosphere to prevent pressurization of the tank. Such venting shall be at a height equal to or greater than the top of the cargo tank.

5706.5.1.10.3 Vapor-tight connection. Connections to the plant vapor control system shall be designed to prevent the escape of vapor to the atmosphere when not connected to a tank vehicle or tank car.

5706.5.1.10.4 Vapor-processing equipment. Vapor-processing equipment shall be separated from above-ground tanks, warehouses, other plant buildings, transfer facilities or nearest lot line of adjoining property that can be built on by a distance of at least 25 feet (7620 mm). Vapor-processing equipment shall be protected from physical damage by remote location, guard rails, curbs or fencing.

5706.5.1.11 Switch loading. Tank vehicles or tank cars which have previously contained Class I liquids shall not be loaded with Class II or III liquids until such vehicles and all piping, pumps, hoses and meters connected thereto have been completely drained and flushed.

Exception: When approved by the Enforcing Agency, the procedures prescribed in API (API-RP-2003) Recommended Practices 2003 entitled "Protection Against Ignitions Arising Out of Static, Lightning, and Stray Currents" may be used for changing tank contents.

5706.5.1.12 Loading racks. Where provided, loading racks, stairs or platforms shall be constructed of non-combustible materials. Buildings for pumps or for shelter of loading personnel are allowed to be part of the loading rack. Wiring and electrical equipment located within 25 feet (7620 mm) of any portion of the loading rack shall be in accordance with Section 5703.1.1.

5706.5.1.13 Transfer apparatus. Bulk and process transfer apparatus shall be of an approved type.

5706.5.1.14 Inside buildings. Tank vehicles and tank cars shall not be located inside a building while transferring Class I, II or IIIA liquids, unless approved by the fire code official.

Exception: Tank vehicles are allowed under weather protection canopies and canopies of automobile motor vehicle fuel-dispensing stations.

5706.5.1.15 Tank vehicle and tank car certification. Certification shall be maintained for tank vehicles and tank cars in accordance with DOTn 49 CFR Parts 100-185.

5706.5.1.16 Tank vehicle and tank car stability. Tank vehicles and tank cars shall be stabilized against movement during loading and unloading in accordance with Sections 5706.5.1.16.1 through 5706.5.1.16.3.

5706.5.1.16.1 Tank vehicles. When the vehicle is parked for loading or unloading, the cargo trailer portion of the tank vehicle shall be secured in a manner that will prevent unintentional movement.

5706.5.1.16.2 Chock blocks. At least two chock blocks not less than 5 inches by 5 inches by 12 inches (127 mm by 127 mm by 305 mm) in size and dished to fit the contour of the tires shall be used during transfer operations of tank vehicles.

5706.5.1.16.3 Tank cars. Brakes shall be set and the wheels shall be blocked to prevent rolling.

5706.5.1.17 Monitoring. Transfer operations shall be monitored by an approved monitoring system or by an attendant. When monitoring is by an attendant, the operator or other competent person shall be present at all times.

5706.5.1.18 Security. Transfer operations shall be surrounded by a noncombustible fence not less than 5 feet (1524 mm) in height. Tank vehicles and tank cars shall not be loaded or unloaded unless such vehicles are entirely within the fenced area.

Exceptions:

1. Motor fuel-dispensing facilities complying with Chapter 23.

FLAMMABLE AND COMBUSTIBLE LIQUIDS

2. Installations where adequate public safety exists because of isolation, natural barriers or other factors as determined appropriate by the fire code official.
3. Facilities or properties that are entirely enclosed or protected from entry.

5706.5.2 Bulk transfer. Bulk transfer shall be in accordance with Sections 5706.5.1 and 5706.5.2.1.

5706.5.2.1 Vehicle motor. Motors of tank vehicles or tank cars shall be shut off during the making and breaking of hose connections and during the unloading operation.

Exception: Where unloading is performed with a pump deriving its power from the tank vehicle motor.

5706.5.3 Process transfer. Process transfer shall be in accordance with Section 5706.5.1 and Sections 5706.5.3.1 through 5706.5.3.3.

5706.5.3.1 Piping, valves, hoses and fittings. Piping, valves, hoses and fittings which are not a part of the tank vehicle or tank car shall be in accordance with Section 5703.6. Caps or plugs which prevent leakage or spillage shall be provided at all points of connection to transfer piping.

5706.5.3.1.1 Shutoff valves. Approved automatically or manually activated shutoff valves shall be provided where the transfer hose connects to the process piping, and on both sides of any exterior fire-resistance-rated wall through which the piping passes. Manual shutoff valves shall be arranged so that they are accessible from grade. Valves shall not be locked in the open position.

5706.5.3.1.2 Hydrostatic relief. Hydrostatic pressure-limiting or relief devices shall be provided where pressure buildup in trapped sections of the system could exceed the design pressure of the components of the system.

Devices shall relieve to other portions of the system or to another approved location.

5706.5.3.1.3 Antisiphon valves. Antisiphon valves shall be provided when the system design would allow siphonage.

5706.5.3.2 Vents. Normal and emergency vents shall be maintained operable at all times.

5706.5.3.3 Motive power. Motors of tank vehicles or tank cars shall be shut off during the making and breaking of hose connections and during the unloading operation.

Exception: When unloading is performed with a pump deriving its power from the tank vehicle motor.

5706.5.4 Dispensing from tank vehicles and tank cars. Dispensing from tank vehicles and tank cars into the fuel tanks of motor vehicles shall be prohibited unless allowed

by and conducted in accordance with Sections 5706.5.4.1 through 5706.5.4.5.

5706.5.4.1 Marine craft and special equipment. Liquids intended for use as motor fuels are allowed to be transferred from tank vehicles into the fuel tanks of marine craft and special equipment when approved by the fire code official, and when:

1. The tank vehicle's specific function is that of supplying fuel to fuel tanks.
2. The operation is not performed where the public has access or where there is unusual exposure to life and property.
3. The dispensing line does not exceed 50 feet (15 240 mm) in length.
4. The dispensing nozzle is approved.

5706.5.4.2 Emergency refueling. When approved by the fire code official, dispensing of motor vehicle fuel from tank vehicles into the fuel tanks of motor vehicles is allowed during emergencies. Dispensing from tank vehicles shall be in accordance with Sections 5706.2.8 and 5706.6.

5706.5.4.3 Aircraft fueling. Transfer of liquids from tank vehicles to the fuel tanks of aircraft shall be in accordance with Chapter 20.

5706.5.4.4 Fueling of vehicles at farms, construction sites and similar areas. Transfer of liquid from tank vehicles to motor vehicles for private use on farms and rural areas and at construction sites, earth-moving projects, gravel pits and borrow pits is allowed in accordance with Section 5706.2.8.

5706.5.4.5 Commercial, industrial, governmental or manufacturing. Dispensing of Class II and III motor vehicle fuel from tank vehicles into the fuel tanks of motor vehicles located at commercial, industrial, governmental or manufacturing establishments is allowed where permitted, provided such dispensing operations are conducted in accordance with the following:

1. Dispensing shall occur only at sites that have been issued a permit to conduct mobile fueling.
2. The owner of a mobile fueling operation shall provide to the jurisdiction a written response plan which demonstrates readiness to respond to a fuel spill and carry out appropriate mitigation measures, and describes the process to dispose properly of contaminated materials.
3. A detailed site plan shall be submitted with each application for a permit. The site plan shall indicate: all buildings, structures and appurtenances on site and their use or function; all uses adjacent to the lot lines of the site; the locations of all storm drain openings, adjacent waterways or wetlands; information regarding slope, natural drainage, curbing, impounding and how a spill will be retained upon the site property; and the scale of the site plan.

Provisions shall be made to prevent liquids spilled during dispensing operations from flowing into buildings or off-site. Acceptable methods include, but shall not be limited to, grading driveways, raising doorsills or other approved means.

4. The fire code official is allowed to impose limits on the times and days during which mobile fueling operations is allowed to take place, and specific locations on a site where fueling is permitted.
5. Mobile fueling operations shall be conducted in areas not accessible to the public or shall be limited to times when the public is not present.
6. Mobile fueling shall not take place within 15 feet (4572 mm) of buildings, property lines, combustible storage or storm drains.

Exceptions:

1. The distance to storm drains shall not apply where an approved storm drain cover or an approved equivalent that will prevent any fuel from reaching the drain is in place prior to fueling or a fueling hose being placed within 15 feet (4572 mm) of the drain. Where placement of a storm drain cover will cause the accumulation of excessive water or difficulty in conducting the fueling, such cover shall not be used and the fueling shall not take place within 15 feet (4572 mm) of a drain.
2. The distance to storm drains shall not apply for drains that direct influent to approved oil interceptors.
7. The tank vehicle shall comply with the requirements of NFPA 385 and local, state and federal requirements. The tank vehicle's specific functions shall include that of supplying fuel to motor vehicle fuel tanks. The vehicle and all its equipment shall be maintained in good repair.
8. Signs prohibiting smoking or open flames within 25 feet (7620 mm) of the tank vehicle or the point of fueling shall be prominently posted on three sides of the vehicle including the back and both sides.
9. A portable fire extinguisher with a minimum rating of 40:BC shall be provided on the vehicle with signage clearly indicating its location.
10. The dispensing nozzles and hoses shall be of an approved and listed type.
11. The dispensing hose shall not be extended from the reel more than 100 feet (30 480 mm) in length.
12. Absorbent materials, nonwater-absorbent pads, a 10-foot-long (3048 mm) containment boom, an approved container with lid and a nonmetal-

lic shovel shall be provided to mitigate a minimum 5-gallon (19 L) fuel spill.

13. Tank vehicles shall be equipped with a "fuel limit" switch such as a count-back switch, to limit the amount of a single fueling operation to a maximum of 500 gallons (1893 L) before resetting the limit switch.

Exception: Tank vehicles where the operator carries and can utilize a remote emergency shutoff device which, when activated, immediately causes flow of fuel from the tank vehicle to cease.
14. Persons responsible for dispensing operations shall be trained in the appropriate mitigating actions in the event of a fire, leak or spill. Training records shall be maintained by the dispensing company and shall be made available to the fire code official upon request.
15. Operators of tank vehicles used for mobile fueling operations shall have in their possession at all times an emergency communications device to notify the proper authorities in the event of an emergency.
16. The tank vehicle dispensing equipment shall be constantly attended and operated only by designated personnel who are trained to handle and dispense motor fuels.
17. Fuel dispensing shall be prohibited within 25 feet (7620 mm) of any source of ignition.
18. The engines of vehicles being fueled shall be shut off during dispensing operations.
19. Nighttime fueling operations shall only take place in adequately lighted areas.
20. The tank vehicle shall be positioned with respect to vehicles being fueled to prevent traffic from driving over the delivery hose.
21. During fueling operations, tank vehicle brakes shall be set, chock blocks shall be in place and warning lights shall be in operation.
22. Motor vehicle fuel tanks shall not be topped off.
23. The dispensing hose shall be properly placed on an approved reel or in an approved compartment prior to moving the tank vehicle.
24. The fire code official and other appropriate authorities shall be notified when a reportable spill or unauthorized discharge occurs.
25. Operators shall place a drip pan or an absorbent pillow under each fuel fill opening prior to and during dispensing operations. Drip pans shall be liquid-tight. The pan or absorbent pillow shall have a capacity of not less than 3 gallons (11.36 L). Spills retained in the drip pan or absorbent pillow need not be reported. Operators, when fueling, shall have on their person an absorbent pad capable of capturing diesel fuel overfills.

FLAMMABLE AND COMBUSTIBLE LIQUIDS

Except during fueling, the nozzle shall face upward and an absorbent pad shall be kept under the nozzle to catch drips. Contaminated absorbent pads or pillows shall be disposed of regularly in accordance with local, state and federal requirements.

5706.6 Tank vehicles and vehicle operation. Tank vehicles shall be designed, constructed, equipped and maintained in accordance with NFPA 385 and Sections 5706.6.1 through 5706.6.4.

5706.6.1 Operation of tank vehicles. Tank vehicles shall be utilized and operated in accordance with NFPA 385 and Sections 5706.6.1.1 through 5706.6.1.11.

5706.6.1.1 Vehicle maintenance. Tank vehicles shall not be operated unless they are in proper state of repair and free from accumulation of grease, oil or other flammable substance, and leaks.

5706.6.1.2 Leaving vehicle unattended. The driver, operator or attendant of a tank vehicle shall not remain in the vehicle cab and shall not leave the vehicle while it is being filled or discharged. The delivery hose, when attached to a tank vehicle, shall be considered to be a part of the tank vehicle.

5706.6.1.3 Vehicle motor shutdown. Motors of tank vehicles or tractors shall be shut down during the making or breaking of hose connections. If loading or unloading is performed without the use of a power pump, the tank vehicle or tractor motor shall be shut down throughout such operations.

5706.6.1.4 Outage. A cargo tank or compartment thereof used for the transportation of flammable or combustible liquids shall not be loaded to absolute capacity. The vacant space in a cargo tank or compartment thereof used in the transportation of flammable or combustible liquids shall not be less than 1 percent. Sufficient space shall be left vacant to prevent leakage from or distortion of such tank or compartment by expansion of the contents caused by rise in temperature in transit.

5706.6.1.5 Overfill protection. The driver, operator or attendant of a tank vehicle shall, before making delivery to a tank, determine the unfilled capacity of such tank by a suitable gauging device. To prevent overfilling, the driver, operator or attendant shall not deliver in excess of that amount.

5706.6.1.6 Securing hatches. During loading, hatch covers shall be secured on all but the receiving compartment.

5706.6.1.7 Liquid temperature. Materials shall not be loaded into or transported in a tank vehicle at a temperature above the material's ignition temperature unless safeguarded in an approved manner.

5706.6.1.8 Bonding to underground tanks. An external bond-wire connection or bond-wire integral with a hose shall be provided for the transferring of flammable liquids through open connections into underground tanks.

5706.6.1.9 Smoking. Smoking by tank vehicle drivers, helpers or other personnel is prohibited while they are driving, making deliveries, filling or making repairs to tank vehicles.

5706.6.1.10 Hose connections. Delivery of flammable liquids to underground tanks with a capacity of more than 1,000 gallons (3785 L) shall be made by means of approved liquid and vapor-tight connections between the delivery hose and tank fill pipe. Where underground tanks are equipped with any type of vapor recovery system, all connections required to be made for the safe and proper functioning of the particular vapor recovery process shall be made. Such connections shall be made liquid and vapor tight and remain connected throughout the unloading process. Vapors shall not be discharged at grade level during delivery.

5706.6.1.10.1 Simultaneous delivery. Simultaneous delivery to underground tanks of any capacity from two or more discharge hoses shall be made by means of mechanically tight connections between the hose and fill pipe.

5706.6.1.11 Hose protection. Upon arrival at a point of delivery and prior to discharging any flammable or combustible liquids into underground tanks, the driver, operator or attendant of the tank vehicle shall ensure that all hoses utilized for liquid delivery and vapor recovery, where required, will be protected from physical damage by motor vehicles. Such protection shall be provided by positioning the tank vehicle to prevent motor vehicles from passing through the area or areas occupied by hoses, or by other approved equivalent means.

5706.6.2 Parking. Parking of tank vehicles shall be in accordance with Sections 5706.6.2.1 through 5706.6.2.3.

Exception: In cases of accident, breakdown or other emergencies, tank vehicles are allowed to be parked and left unattended at any location while the operator is obtaining assistance.

5706.6.2.1 Parking near residential, educational and institutional occupancies and other high-risk areas. Tank vehicles shall not be left unattended at any time on residential streets, or within 500 feet (152 m) of a residential area, apartment or hotel complex, educational facility, hospital or care facility. Tank vehicles shall not be left unattended at any other place that would, in the opinion of the fire chief, pose an extreme life hazard.

5706.6.2.2 Parking on thoroughfares. Tank vehicles shall not be left unattended on a public street, highway, public avenue or public alley.

Exceptions:

1. The necessary absence in connection with loading or unloading the vehicle. During actual fuel transfer, Section 5706.6.1.2 shall apply. The vehicle location shall be in accordance with Section 5706.6.2.1.

2. Stops for meals during the day or night, where the street is well lighted at the point of parking. The vehicle location shall be in accordance with Section 5706.6.2.1.

5706.6.2.3 Duration exceeding 1 hour. Tank vehicles parked at one point for longer than 1 hour shall be located off of public streets, highways, public avenues or alleys, and:

1. Inside of a bulk plant and either 25 feet (7620 mm) or more from the nearest lot line or within a building approved for such use; or
2. At other approved locations not less than 50 feet (15 240 mm) from the buildings other than those approved for the storage or servicing of such vehicles.

5706.6.3 Garaging. Tank vehicles shall not be parked or garaged in buildings other than those specifically approved for such use by the fire code official.

5706.6.4 Portable fire extinguisher. Tank vehicles shall be equipped with a portable fire extinguisher complying with Section 906 and having a minimum rating of 2-A:20-B:C.

During unloading of the tank vehicle, the portable fire extinguisher shall be out of the carrying device on the vehicle and shall be 15 feet (4572 mm) or more from the unloading valves.

5706.7 Refineries. Plants and portions of plants in which flammable liquids are produced on a scale from crude petroleum, natural gasoline or other hydrocarbon sources shall be in accordance with Sections 5706.7.1 through 5706.7.3. Petroleum-processing plants and facilities or portions of plants or facilities in which flammable or combustible liquids are handled, treated or produced on a commercial scale from crude petroleum, natural gasoline, or other hydrocarbon sources shall also be in accordance with API 651, API 653, API 752, API 1615, API 2001, API 2003, API 2009, API 2015, API 2023, API 2201 and API 2350.

5706.7.1 Corrosion protection. Above-ground tanks and piping systems shall be protected against corrosion in accordance with API 651.

5706.7.2 Cleaning of tanks. The safe entry and cleaning of petroleum storage tanks shall be conducted in accordance with API 2015.

5706.7.3 Storage of heated petroleum products. Where petroleum-derived asphalts and residues are stored in

heated tanks at refineries and bulk storage facilities or in tank vehicles, such products shall be in accordance with API 2023.

5706.8 Vapor recovery and vapor-processing systems. Vapor-processing systems in which the vapor source operates at pressures from vacuum, up to and including 1 psig (6.9 kPa) or in which a potential exists for vapor mixtures in the flammable range, shall comply with Sections 5706.8.1 through 5706.8.5.

Exceptions:

1. Marine systems complying with federal transportation waterway regulations such as DOTn 33 CFR Parts 154 through 156, and CGR 46 CFR Parts 30, 32, 35 and 39.
2. Motor fuel-dispensing facility systems complying with Chapter 23.

5706.8.1 Over-pressure/vacuum protection. Tanks and equipment shall have independent venting for over-pressure or vacuum conditions that might occur from malfunction of the vapor recovery or processing system.

Exception: For tanks, venting shall comply with Section 5704.2.7.3.

5706.8.2 Vent location. Vents on vapor-processing equipment shall be not less than 12 feet (3658 mm) from adjacent ground level, with outlets located and directed so that flammable vapors will disperse to below the lower flammable limit (LFL) before reaching locations containing potential ignition sources.

5706.8.3 Vapor collection systems and overfill protection. The design and operation of the vapor collection system and overfill protection shall be in accordance with this section and Section 19.5 of NFPA 30.

5706.8.4 Liquid-level monitoring. A liquid knock-out vessel used in the vapor collection system shall have means to verify the liquid level and a high-liquid-level sensor that activates an alarm. For unpopulated facilities, the high-liquid-level sensor shall initiate the shutdown of liquid transfer into the vessel and shutdown of vapor recovery or vapor-processing systems.

5706.8.5 Overfill protection. Storage tanks served by vapor recovery or processing systems shall be equipped with overfill protection in accordance with Section 5704.2.7.5.8.



CALIFORNIA FIRE CODE – MATRIX ADOPTION TABLE

CHAPTER 58 – FLAMMABLE GASES AND FLAMMABLE CRYOGENIC FLUIDS

(Matrix Adoption Tables are non-regulatory, intended only as an aid to the user.)

See Chapter 1 for state agency authority and building applications.)

Adopting Agency	BSC	SFM		HCD			DSA		OSHPD				BSCC	DHS	AGR	DWR	CEC	CA	SL	SLC
		T-24	T-19*	1	2	1/AC	AC	SS	1	2	3	4								
Adopt Entire Chapter		X																		
Adopt Entire Chapter as amended (amended sections listed below)																				
Adopt only those sections that are listed below																				
[California Code of Regulations, Title 19, Division 1]																				
Chapter / Section																				

* The *California Code of Regulations* (CCR), Title 19, Division 1 provisions that are found in the *California Fire Code* are a reprint from the current CCR, Title 19, Division 1 text for the code user's convenience only. The scope, applicability and appeals procedures of CCR, Title 19, Division I remain the same.

CHAPTER 58

FLAMMABLE GASES AND FLAMMABLE CRYOGENIC FLUIDS

SECTION 5801 GENERAL

5801.1 Scope. The storage and use of flammable gases and flammable cryogenic fluids shall be in accordance with this chapter and NFPA 55. Compressed gases shall also comply with Chapter 53 and cryogenic fluids shall also comply with Chapter 55. Flammable cryogenic fluids shall comply with Section 5806. Hydrogen motor fuel-dispensing stations and repair garages and their associated above-ground hydrogen storage systems shall also be designed and constructed in accordance with Chapter 23.

Exceptions:

1. Gases used as refrigerants in refrigeration systems (see Section 606).
2. Liquefied petroleum gases and natural gases regulated by Chapter 61.
3. Fuel-gas systems and appliances regulated under the *California Mechanical Code* or the *California Plumbing Code* other than gaseous hydrogen systems and appliances.
4. Pyrophoric gases in accordance with Chapter 64.

5801.2 Permits. Permits shall be required as set forth in Section 105.6.

SECTION 5802 DEFINITIONS

5802.1 Definitions. The following terms are defined in Chapter 2:

FLAMMABLE GAS.

FLAMMABLE LIQUEFIED GAS.

METAL HYDRIDE.

METAL HYDRIDE STORAGE SYSTEM.

SECTION 5803 GENERAL REQUIREMENTS

5803.1 Quantities not exceeding the maximum allowable quantity per control area. The storage and use of flammable gases in amounts not exceeding the maximum allowable quantity per control area indicated in Section 5003.1 shall be in accordance with Sections 5001, 5003, 5801 and 5803.

5803.1.1 Special limitations for indoor storage and use.

Flammable gases shall not be stored or used in Group A, E, I or R occupancies or in offices in Group B occupancies.

Exceptions:

1. Cylinders of nonliquefied compressed gases not exceeding a capacity of 250 cubic feet (7.08 m³) or liquefied gases not exceeding a capacity of 40 pounds (18 kg) each at normal temperature and pressure (NTP) used for maintenance purposes, patient care or operation of equipment.
2. Food service operations in accordance with Section 6103.2.1.7.

5803.1.1.1 Medical gases. Medical gas system supply cylinders shall be located in medical gas storage rooms or gas cabinets as set forth in Section 5306.

5803.1.1.2 Aggregate quantity. The aggregate quantities of flammable gases used for maintenance purposes and operation of equipment shall not exceed the maximum allowable quantity per control area indicated in Table 5003.1.1(1).

5803.1.2 Storage containers. Cylinders and pressure vessels for flammable gases shall be designed, constructed, installed, tested and maintained in accordance with Chapter 53.

FLAMMABLE GASES AND FLAMMABLE CRYOGENIC FLUIDS

5803.1.3 Emergency shutoff. Compressed gas systems conveying flammable gases shall be provided with approved manual or automatic emergency shutoff valves that can be activated at each point of use and at each source.

5803.1.3.1 Shutoff at source. A manual or automatic fail-safe emergency shutoff valve shall be installed on supply piping at the cylinder or bulk source. Manual or automatic cylinder valves are allowed to be used as the required emergency shutoff valve when the source of supply is limited to unmanifolded cylinder sources.

5803.1.3.2 Shutoff at point of use. A manual or automatic emergency shutoff valve shall be installed on the supply piping at the point of use or at a point where the equipment using the gas is connected to the supply system.

5803.1.4 Ignition source control. Ignition sources in areas containing flammable gases in storage or in use shall be controlled in accordance with Section 5003.7.

Exception: Fuel gas systems connected to building service utilities in accordance with the *California Mechanical Code*.

5803.1.4.1 Static-producing equipment. Static-producing equipment located in flammable gas storage areas shall be grounded.

5803.1.4.2 Signs. "No Smoking" signs shall be posted at entrances to rooms and in areas containing flammable gases in accordance with Section 5003.7.1.

5803.1.5 Electrical. Electrical wiring and equipment shall be installed and maintained in accordance with Section 605 and the *California Electrical Code*.

5803.1.5.1 Bonding of electrically conductive materials and equipment. Exposed noncurrent-carrying metal parts, including metal gas piping systems, that are part of flammable gas supply systems located in a hazardous (electrically classified) location shall be bonded to a grounded conductor in accordance with the provisions of the *California Electrical Code*.

5803.1.5.2 Static-producing equipment. Static-producing equipment located in flammable gas storage or use areas shall be grounded.

5803.1.6 Liquefied flammable gases and flammable gases in solution. Containers of liquefied flammable gases and flammable gases in solution shall be positioned in the upright position or positioned so that the pressure relief valve is in direct contact with the vapor space of the container.

Exceptions:

1. Containers of flammable gases in solution with a capacity of 1.3 gallons (5 L) or less.
2. Containers of flammable liquefied gases, with a capacity not exceeding 1.3 gallons (5 L), designed to preclude the discharge of liquid from safety relief devices.

5803.2 Quantities exceeding the maximum allowable quantity per control area. The storage and use of flammable

gases in amounts exceeding the maximum allowable quantity per control area indicated in Section 5003.1 shall be in accordance with Chapter 50 and this chapter.

SECTION 5804 STORAGE

5804.1 Indoor storage. Indoor storage of flammable gases in amounts exceeding the maximum allowable quantity per control area indicated in Table 5003.1.1(1), shall be in accordance with Sections 5001, 5003 and 5004, and this chapter.

5804.1.1 Explosion control. Buildings or portions thereof containing flammable gases shall be provided with explosion control in accordance with Section 911.

5804.2 Outdoor storage. Outdoor storage of flammable gases in amounts exceeding the maximum allowable quantity per control area indicated in Table 5003.1.1(3), shall be in accordance with Sections 5001, 5003 and 5004, and this chapter.

SECTION 5805 USE

5805.1 General. The use of flammable gases in amounts exceeding the maximum allowable quantity per control area indicated in Table 5003.1.1(1) or 5003.1.1(3), shall be in accordance with Sections 5001, 5003 and 5005, and this chapter.

SECTION 5806 FLAMMABLE CRYOGENIC FLUIDS

5806.1 General. The storage and use of flammable cryogenic fluids shall be in accordance with Sections 5806.2 through 5806.4.8.3 and Chapter 55.

5806.2 Limitations. Storage of flammable cryogenic fluids in stationary containers outside of buildings is prohibited within the limits established by law as the limits of districts in which such storage is prohibited (see Section 3 of the Sample Legislation for Adoption of the *California Fire Code* on page xxi).

5806.3 Above-ground tanks for liquid hydrogen. Above-ground tanks for the storage of liquid hydrogen shall be in accordance with Sections 5806.3 through 5806.3.2.1.

5806.3.1 Construction of the inner vessel. The inner vessel of storage tanks in liquid hydrogen service shall be designed and constructed in accordance with Section VIII, Division 1, of the ASME Boiler and Pressure Vessel Code and shall be vacuum jacketed in accordance with Section 5806.3.2.

5806.3.2 Construction of the vacuum jacket (outer vessel). The vacuum jacket used as an outer vessel for storage tanks in liquid hydrogen service shall be of welded steel construction designed to withstand the maximum internal and external pressure to which it will be subjected under operating conditions to include conditions of emergency pressure relief of the annular space between the inner and

outer vessel. The jacket shall be designed to withstand a minimum collapsing pressure differential of 30 psi (207 kPa).

5806.3.2.1 Vacuum-level monitoring. A connection shall be provided on the exterior of the vacuum jacket to allow measurement of the pressure within the annular space between the inner and outer vessel. The connection shall be fitted with a bellows-sealed or diaphragm-type valve equipped with a vacuum gauge tube that is shielded to protect against damage from impact.

5806.4 Underground tanks for liquid hydrogen. Underground tanks for the storage of liquid hydrogen shall be in accordance with Sections 5806.4.1 through 5806.4.8.3.

5806.4.1 Construction. Storage tanks for liquid hydrogen shall be designed and constructed in accordance with ASME Boiler and Pressure Vessel Code (Section VIII, Division 1) and shall be vacuum jacketed in accordance with Section 5806.4.8.

5806.4.2 Location. Storage tanks shall be located outside in accordance with the following:

1. Tanks and associated equipment shall be located with respect to foundations and supports of other structures such that the loads carried by the latter cannot be transmitted to the tank.
2. The distance from any part of the tank to the nearest wall of a basement, pit, cellar or lot line shall not be less than 3 feet (914 mm).
3. A minimum distance of 1 foot (305 mm), shell to shell, shall be maintained between underground tanks.

5806.4.3 Depth, cover and fill. The tank shall be buried such that the top of the vacuum jacket is covered with a minimum of 1 foot (305 mm) of earth and with concrete a minimum of 4 inches (102 mm) thick placed over the earthen cover. The concrete shall extend a minimum of 1 foot (305 mm) horizontally beyond the footprint of the tank in all directions. Underground tanks shall be set on firm foundations constructed in accordance with the *California Building Code* and surrounded with at least 6 inches (152 mm) of noncorrosive inert material, such as sand.

Exception: The vertical extension of the vacuum jacket as required for service connections.

5806.4.4 Anchorage and security. Tanks and systems shall be secured against accidental dislodgement in accordance with this chapter.

5806.4.5 Venting of underground tanks. Vent pipes for underground storage tanks shall be in accordance with Section 5503.3.

5806.4.6 Underground liquid hydrogen piping. Underground liquid hydrogen piping shall be vacuum jacketed or protected by approved means and designed in accordance with Chapter 55.

5806.4.7 Overfill protection and prevention systems. An approved means or method shall be provided to prevent the overfill of all storage tanks.

5806.4.8 Vacuum jacket construction. The vacuum jacket shall be designed and constructed in accordance with Section VIII of ASME Boiler and Pressure Vessel Code and shall be designed to withstand the anticipated loading, including loading from vehicular traffic, where applicable. Portions of the vacuum jacket installed below grade shall be designed to withstand anticipated soil, seismic and hydrostatic loading.

5806.4.8.1 Material. The vacuum jacket shall be constructed of stainless steel or other approved corrosion-resistant material.

5806.4.8.2 Corrosion protection. The vacuum jacket shall be protected by approved or listed corrosion-resistant materials or an engineered cathodic protection system. Where cathodic protection is utilized, an approved maintenance schedule shall be established. Exposed components shall be inspected at least twice a year. Maintenance and inspection events shall be recorded and those records shall be maintained on the premises for a minimum of three years and made available to the fire code official upon request.

5806.4.8.3 Vacuum-level monitoring. An approved method shall be provided to indicate loss of vacuum within the vacuum jacket(s).

SECTION 5807 METAL HYDRIDE STORAGE SYSTEMS

5807.1 General requirements. The storage and use of metal hydride storage systems shall be in accordance with Sections 5801, 5803, 5804, 5805 and 5807. Those portions of the system that are used as a means to store or supply hydrogen shall also comply with Chapters 50 and 53 as applicable.

5807.1.1 Classification. The hazard classification of the metal hydride storage system, as required by Section 5001.2.2, shall be based on the hydrogen stored without regard to the metal hydride content.

5807.1.2 Listed or approved systems. Metal hydride storage systems shall be listed or approved for the application and designed in a manner that prevents the addition or removal of the metal hydride by other than the original equipment manufacturer.

5807.1.3 Containers, design and construction. Compressed gas containers, cylinders and tanks shall be designed and constructed in accordance with Section 5303.2.

5807.1.4 Service life and inspection of containers. Metal hydride storage system cylinders, containers or tanks shall be inspected, tested and requalified for service at not less than five-year intervals.

5807.1.5 Marking and labeling. Marking and labeling of cylinders, containers, tanks and systems shall be in accordance with Section 5303.4 and Sections 5807.1.5.1 through 5807.1.5.4.

5807.1.5.1 System marking. Metal hydride storage systems shall be marked with the following.

1. Manufacturer's name;
2. Service life indicating the last date the system can be used;
3. A unique code or serial number specific to the unit;
4. System name or product code that identifies the system by the type of chemistry used in the system;
5. Emergency contact name, telephone number or other contact information; and
6. Limitations on refilling of containers to include rated charging pressure and capacity.

5807.1.5.2 Valve marking. Metal hydride storage system valves shall be marked with the following:

1. Manufacturer's name;
2. Service life indicating the last date the valve can be used; and
3. Metal hydride service in which the valve can be used, or a product code that is traceable to this information.

5807.1.5.3 Pressure relief device marking. Metal hydride storage system pressure relief devices shall be marked with the following:

1. Manufacturer's name;
2. Metal hydride service in which the device can be used, or a product code that is traceable to this information; and
3. Activation parameters to include temperature, pressure or both.

5807.1.5.3.1 Pressure relief devices integral to container valves. The required markings for pressure relief devices that are integral components of valves used on cylinders, containers and tanks shall be allowed to be placed on the valve.

5807.1.5.4 Pressure vessel markings. Cylinders, containers and tanks used in metal hydride storage systems shall be marked with the following:

1. Manufacturer's name;
2. Design specification to which the vessel was manufactured;
3. Authorized body approving the design and initial inspection and test of the vessel;
4. Manufacturer's original test date;
5. Unique serial number for the vessel;

6. Service life identifying the last date the vessel can be used; and

7. System name or product code that identifies the system by the type of chemistry used in the system.

5807.1.6 Temperature extremes. Metal hydride storage systems, whether full or partially full, shall not be exposed to artificially created high temperatures exceeding 125°F (52°C) or subambient (low) temperatures unless designed for use under the exposed conditions.

5807.1.7 Falling objects. Metal hydride storage systems shall not be placed in areas where they are capable of being damaged by falling objects.

5807.1.8 Piping systems. Piping, including tubing, valves, fittings and pressure regulators, serving metal hydride storage systems, shall be maintained gas tight to prevent leakage.

5807.1.8.1 Leaking systems. Leaking systems shall be removed from service.

5807.1.9 Refilling of containers. The refilling of listed or approved metal hydride storage systems shall be in accordance with the listing requirements and manufacturer's instructions.

5807.1.9.1 Industrial trucks. The refilling of metal hydride storage systems serving powered industrial trucks shall be in accordance with Section 309.

5807.1.9.2 Hydrogen purity. The purity of hydrogen used for the purpose of refilling containers shall be in accordance with the listing and the manufacturer's instructions.

5807.1.10 Electrical. Electrical components for metal hydride storage systems shall be designed, constructed and installed in accordance with NFPA 70.

5807.2 Portable containers or systems. Portable containers or systems shall comply with Sections 5807.2.1 through 5807.2.2.

5807.2.1 Securing containers. Containers, cylinders and tanks shall be secured in accordance with Section 5303.5.3.

5807.2.1.1 Use on mobile equipment. Where a metal hydride storage system is used on mobile equipment, the equipment shall be designed to restrain containers, cylinders or tanks from dislodgement, slipping or rotating when the equipment is in motion.

5807.2.1.2 Motorized equipment. Metal hydride storage systems used on motorized equipment, shall be installed in a manner that protects valves, pressure regulators, fittings and controls against accidental impact.

5807.2.1.2.1 Protection from damage. Metal hydride storage systems, including cylinders, containers, tanks and fittings, shall not extend beyond the platform of the mobile equipment.

5807.2.2 Valves. Valves on containers, cylinders and tanks shall remain closed except when containers are connected to closed systems and ready for use.

CALIFORNIA FIRE CODE – MATRIX ADOPTION TABLE

CHAPTER 59 – FLAMMABLE SOLIDS

(Matrix Adoption Tables are non-regulatory, intended only as an aid to the user.
See Chapter 1 for state agency authority and building applications.)

Adopting Agency	BSC	SFM		HCD			DSA		OSHPD				BSCC	DHS	AGR	DWR	CEC	CA	SL	SLC
		T-24	T-19*	1	2	1/AC	AC	SS	1	2	3	4								
Adopt Entire Chapter		X																		
Adopt Entire Chapter as amended (amended sections listed below)																				
Adopt only those sections that are listed below																				
[California Code of Regulations, Title 19, Division 1]																				
Chapter / Section																				

* The California Code of Regulations (CCR), Title 19, Division 1 provisions that are found in the California Fire Code are a reprint from the current CCR, Title 19, Division 1 text for the code user's convenience only. The scope, applicability and appeals procedures of CCR, Title 19, Division I remain the same.

CHAPTER 59

FLAMMABLE SOLIDS

SECTION 5901 GENERAL

5901.1 Scope. The storage and use of flammable solids shall be in accordance with this chapter.

5901.2 Permits. Permits shall be required as set forth in Section 105.6.

SECTION 5902 DEFINITIONS

5902.1 Definitions. The following terms are defined in Chapter 2:

FLAMMABLE SOLID.

MAGNESIUM.

SECTION 5903 GENERAL REQUIREMENTS

5903.1 Quantities not exceeding the maximum allowable quantity per control area. The storage and use of flammable solids in amounts not exceeding the maximum allowable quantity per control area as indicated in Section 5003.1 shall be in accordance with Sections 5001, 5003 and 5901.

5903.2 Quantities exceeding the maximum allowable quantity per control area. The storage and use of flammable solids exceeding the maximum allowable quantity per control area as indicated in Section 5003.1 shall be in accordance with Chapter 50 and this chapter.

SECTION 5904 STORAGE

5904.1 Indoor storage. Indoor storage of flammable solids in amounts exceeding the maximum allowable quantity per control area indicated in Table 5003.1.1(1) shall be in accordance with Sections 5001, 5003, 5004 and this chapter.

5904.1.1 Pile size limits and location. Flammable solids stored in quantities greater than 1,000 cubic feet (28 m³) shall be separated into piles each not larger than 1,000 cubic feet (28 m³).

5904.1.2 Aisles. Aisle widths between piles shall not be less than the height of the piles or 4 feet (1219 mm), whichever is greater.

5904.1.3 Basement storage. Flammable solids shall not be stored in basements.

5904.2 Outdoor storage. Outdoor storage of flammable solids in amounts exceeding the maximum allowable quantities per control area indicated in Table 5003.1.1(1) shall be in accordance with Sections 5001, 5003, 5004 and this chapter. Outdoor storage of magnesium shall be in accordance with Section 5906.

5904.2.1 Distance from storage to exposures. Outdoor storage of flammable solids shall not be located within 20 feet (6096 mm) of a building, lot line, public street, public alley, public way or means of egress. A 2-hour fire barrier without openings or penetrations and extending 30 inches (762 mm) above and to the sides of the storage area is allowed in lieu of such distance. The wall shall either be an independent structure, or the exterior wall of the building adjacent to the storage area.

5904.2.2 Pile size limits. Outdoor storage of flammable solids shall be separated into piles not larger than 5,000 cubic feet (141 m³) each. Piles shall be separated by aisles with a minimum width of not less than one-half the pile height or 10 feet (3048 mm), whichever is greater.

SECTION 5905 USE

5905.1 General. The use of flammable solids in amounts exceeding the maximum allowable quantity per control area

FLAMMABLE SOLIDS

indicated in Table 5003.1.1(1) or 5003.1.1(3) shall be in accordance with Sections 5001, 5003, 5005 and this chapter. The use of magnesium shall be in accordance with Section 5906.

SECTION 5906 MAGNESIUM

5906.1 General. Storage, use, handling and processing of magnesium, including the pure metal and alloys of which the major part is magnesium, shall be in accordance with Chapter 50 and Sections 5906.2 through 5906.5.8.

5906.2 Storage of magnesium articles. The storage of magnesium shall comply with Sections 5906.2.1 through 5906.4.3.

5906.2.1 Storage of greater than 50 cubic feet. Magnesium storage in quantities greater than 50 cubic feet (1.4 m³) shall be separated from storage of other materials that are either combustible or in combustible containers by aisles. Piles shall be separated by aisles with a minimum width of not less than the pile height.

5906.2.2 Storage of greater than 1,000 cubic feet. Magnesium storage in quantities greater than 1,000 cubic feet (28 m³) shall be separated into piles not larger than 1,000 cubic feet (28 m³) each. Piles shall be separated by aisles with a minimum width of not less than the pile height. Such storage shall not be located in nonsprinklered buildings of Type III, IV or V construction, as defined in the *California Building Code*.

5906.2.3 Storage in combustible containers or within 30 feet of other combustibles. Where in nonsprinklered buildings of Type III, IV or V construction, as defined in the *California Building Code*, magnesium shall not be stored in combustible containers or within 30 feet (9144 mm) of other combustibles.

5906.2.4 Storage in foundries and processing plants. The size of storage piles of magnesium articles in foundries and processing plants shall not exceed 1,250 cubic feet (25 m³). Piles shall be separated by aisles with a minimum width of not less than one-half the pile height.

5906.3 Storage of pigs, ingots and billets. The storage of magnesium pigs, ingots and billets shall comply with Sections 5906.3.1 and 5906.3.2.

5906.3.1 Indoor storage. Indoor storage of pigs, ingots and billets shall only be on floors of noncombustible construction. Piles shall not be larger than 500,000 pounds (226.8 metric tons) each. Piles shall be separated by aisles with a minimum width of not less than one-half the pile height.

5906.3.2 Outdoor storage. Outdoor storage of magnesium pigs, ingots and billets shall be in piles not exceeding 1,000,000 pounds (453.6 metric tons) each. Piles shall be separated by aisles with a minimum width of not less than one-half the pile height. Piles shall be separated from combustible materials or buildings on the same or adjoining property by a distance of not less than the height of the nearest pile.

5906.4 Storage of fine magnesium scrap. The storage of scrap magnesium shall comply with Sections 5906.4.1 through 5906.4.3.

5906.4.1 Separation. Magnesium fines shall be kept separate from other combustible materials.

5906.4.2 Storage of 50 to 1,000 cubic feet. Storage of fine magnesium scrap in quantities greater than 50 cubic feet (1.4 m³) [six 55-gallon (208 L) steel drums] shall be separated from other occupancies by an open space of at least 50 feet (15 240 mm) or by a fire barrier constructed in accordance with Section 707 of the *California Building Code*.

5906.4.3 Storage of greater than 1,000 cubic feet. Storage of fine magnesium scrap in quantities greater than 1,000 cubic feet (28 m³) shall be separated from all buildings other than those used for magnesium scrap recovery operations by a distance of not less than 100 feet (30 480 mm).

5906.5 Use of magnesium. The use of magnesium shall comply with Sections 5906.5.1 through 5906.5.8.

5906.5.1 Melting pots. Floors under and around melting pots shall be of noncombustible construction.

5906.5.2 Heat-treating ovens. Approved means shall be provided for control of magnesium fires in heat-treating ovens.

5906.5.3 Dust collection. Magnesium grinding, buffing and wire-brushing operations, other than rough finishing of castings, shall be provided with approved hoods or enclosures for dust collection which are connected to a liquid-precipitation type of separator that converts dust to sludge without contact (in a dry state) with any high-speed moving parts.

5906.5.3.1 Duct construction. Connecting ducts or suction tubes shall be completely grounded, as short as possible, and without bends. Ducts shall be fabricated and assembled with a smooth interior, with internal lap joints pointing in the direction of airflow and without unused capped side outlets, pockets or other dead-end spaces which allow an accumulation of dust.

5906.5.3.2 Independent dust separators. Each machine shall be equipped with an individual dust-separating unit.

Exceptions:

1. One separator is allowed to serve two dust-producing units on multiunit machines.
2. One separator is allowed to serve not more than four portable dust-producing units in a single enclosure or stand.

5906.5.4 Power supply interlock. Power supply to machines shall be interlocked with exhaust airflow, and liquid pressure level or flow. The interlock shall be designed to shut down the machine it serves when the dust removal or separator system is not operating properly.

5906.5.5 Electrical equipment. Electric wiring, fixtures and equipment in the immediate vicinity of and attached to

dust-producing machines, including those used in connection with separator equipment, shall be of approved types and shall be approved for use in Class II, Division 1 hazardous locations in accordance with *California Electrical Code*.

5906.5.6 Grounding. Equipment shall be securely grounded by permanent ground wires in accordance with *California Electrical Code*.

5906.5.7 Fire-extinguishing materials. Fire-extinguishing materials shall be provided for every operator performing machining, grinding or other processing operation on magnesium as follows:

1. Within 30 feet (9144 mm), a supply of extinguishing materials in an approved container with a hand scoop or shovel for applying the material; or
2. Within 75 feet (22 860 mm), a portable fire extinguisher complying with Section 906.

All extinguishing materials shall be approved for use on magnesium fires. Where extinguishing materials are stored in cabinets or other enclosed areas, the enclosures shall be openable without the use of a key or special knowledge.

5906.5.8 Collection of chips, turnings and fines. Chips, turnings and other fine magnesium scrap shall be collected from the pans or spaces under machines and from other places where they collect at least once each working day. Such material shall be placed in a covered, vented steel container and removed to an approved location.



CALIFORNIA FIRE CODE – MATRIX ADOPTION TABLE
CHAPTER 60 – HIGHLY TOXIC AND TOXIC MATERIALS
 (Matrix Adoption Tables are non-regulatory, intended only as an aid to the user.
 See Chapter 1 for state agency authority and building applications.)

Adopting Agency	BSC	SFM		HCD			DSA		OSHPD				BSCC	DHS	AGR	DWR	CEC	CA	SL	SLC
		T-24	T-19*	1	2	1/AC	AC	SS	1	2	3	4								
Adopt Entire Chapter		X																		
Adopt Entire Chapter as amended (amended sections listed below)																				
Adopt only those sections that are listed below																				
[California Code of Regulations, Title 19, Division 1]																				
Chapter / Section																				

* The California Code of Regulations (CCR), Title 19, Division 1 provisions that are found in the California Fire Code are a reprint from the current CCR, Title 19, Division 1 text for the code user's convenience only. The scope, applicability and appeals procedures of CCR, Title 19, Division I remain the same.

CHAPTER 60
HIGHLY TOXIC AND TOXIC MATERIALS

SECTION 6001
GENERAL

6001.1 Scope. The storage and use of highly toxic and toxic materials shall comply with this chapter. Compressed gases shall also comply with Chapter 53.

Exceptions:

1. Display and storage in Group M and storage in Group S occupancies complying with Section 5003.11.
2. Conditions involving pesticides or agricultural products as follows:
 - 2.1. Application and release of pesticide, agricultural products and materials intended for use in weed abatement, erosion control, soil amendment or similar applications when applied in accordance with the manufacturer's instruction and label directions.
 - 2.2. Transportation of pesticides in compliance with the Federal Hazardous Materials Transportation Act and regulations thereunder.
 - 2.3. Storage in dwellings or private garages of pesticides registered by the U.S. Environmental Protection Agency to be utilized in and around the home, garden, pool, spa and patio.

6001.2 Permits. Permits shall be required as set forth in Section 105.6.

SECTION 6002
DEFINITIONS

6002.1 Definitions. The following terms are defined in Chapter 2:

CONTAINMENT SYSTEM.

CONTAINMENT VESSEL.
EXCESS FLOW VALVE.
HIGHLY TOXIC.
OZONE-GAS GENERATOR.
PHYSIOLOGICAL WARNING THRESHOLD LEVEL.
REDUCED FLOW VALVE.
TOXIC.

SECTION 6003
HIGHLY TOXIC AND TOXIC SOLIDS AND LIQUIDS

6003.1 Indoor storage and use. The indoor storage and use of highly toxic and toxic materials shall comply with Sections 6003.1.1 through 6003.1.5.3.

6003.1.1 Quantities not exceeding the maximum allowable quantity per control area. The indoor storage or use of highly toxic and toxic solids or liquids in amounts not exceeding the maximum allowable quantity per control area indicated in Table 5003.1.1(2) shall be in accordance with Sections 5001, 5003 and 6001.

6003.1.2 Quantities exceeding the maximum allowable quantity per control area. The indoor storage or use of highly toxic and toxic solids or liquids in amounts exceeding the maximum allowable quantity per control area set forth in Table 5003.1.1(2) shall be in accordance with Section 6001, Sections 6003.1.3 through 6003.1.5.3 and Chapter 50.

6003.1.3 Treatment system—highly toxic liquids. Exhaust scrubbers or other systems for processing vapors of highly toxic liquids shall be provided where a spill or accidental release of such liquids can be expected to release highly toxic vapors at normal temperature and pressure. Treatment systems and other processing systems

HIGHLY TOXIC AND TOXIC MATERIALS

shall be installed in accordance with the *California Mechanical Code*.

6003.1.4 Indoor storage. Indoor storage of highly toxic and toxic solids and liquids shall comply with Sections 6003.1.4.1 and 6003.1.4.2.

6003.1.4.1 Floors. In addition to the requirements set forth in Section 5004.12, floors of storage areas shall be of liquid-tight construction.

6003.1.4.2 Separation—highly toxic solids and liquids. In addition to the requirements set forth in Section 5003.9.8, highly toxic solids and liquids in storage shall be located in approved hazardous material storage cabinets or isolated from other hazardous material storage by construction in accordance with the *California Building Code*.

6003.1.5 Indoor use. Indoor use of highly toxic and toxic solids and liquids shall comply with Sections 6003.1.5.1 through 6003.1.5.3.

6003.1.5.1 Liquid transfer. Highly toxic and toxic liquids shall be transferred in accordance with Section 5005.1.10.

6003.1.5.2 Exhaust ventilation for open systems. Mechanical exhaust ventilation shall be provided for highly toxic and toxic liquids used in open systems in accordance with Section 5005.2.1.1.

Exception: Liquids or solids that do not generate highly toxic or toxic fumes, mists or vapors.

6003.1.5.3 Exhaust ventilation for closed systems. Mechanical exhaust ventilation shall be provided for highly toxic and toxic liquids used in closed systems in accordance with Section 5005.2.2.1.

Exception: Liquids or solids that do not generate highly toxic or toxic fumes, mists or vapors.

6003.2 Outdoor storage and use. Outdoor storage and use of highly toxic and toxic materials shall comply with Sections 6003.2.1 through 6003.2.6.

6003.2.1 Quantities not exceeding the maximum allowable quantity per control area. The outdoor storage or use of highly toxic and toxic solids or liquids in amounts not exceeding the maximum allowable quantity per control area indicated in Table 5003.1.1(4) shall be in accordance with Sections 5001, 5003 and 6001.

6003.2.2 Quantities exceeding the maximum allowable quantity per control area. The outdoor storage or use of highly toxic and toxic solids or liquids in amounts exceeding the maximum allowable quantity per control area set forth in Table 5003.1.1(4) shall be in accordance with Sections 6001 and 6003.2 and Chapter 50.

6003.2.3 General outdoor requirements. The general requirements applicable to the outdoor storage of highly toxic or toxic solids and liquids shall be in accordance with Sections 6003.2.3.1 and 6003.2.3.2.

6003.2.3.1 Location. Outdoor storage or use of highly toxic or toxic solids and liquids shall not be located within 20 feet (6096 mm) of lot lines, public streets,

public alleys, public ways, exit discharges or exterior wall openings. A 2-hour fire barrier without openings or penetrations extending not less than 30 inches (762 mm) above and to the sides of the storage is allowed in lieu of such distance. The wall shall either be an independent structure, or the exterior wall of the building adjacent to the storage area.

6003.2.3.2 Treatment system—highly toxic liquids. Exhaust scrubbers or other systems for processing vapors of highly toxic liquid shall be provided where a spill or accidental release of such liquids can be expected to release highly toxic vapors at normal temperature and pressure (NTP). Treatment systems and other processing systems shall be installed in accordance with the *California Mechanical Code*.

6003.2.4 Outdoor storage piles. Outdoor storage piles of highly toxic and toxic solids and liquids shall be separated into piles not larger than 2,500 cubic feet (71 m³). Aisle widths between piles shall not be less than one-half the height of the pile or 10 feet (3048 mm), whichever is greater.

6003.2.5 Weather protection for highly toxic liquids and solids—outdoor storage or use. Where overhead weather protection is provided for outdoor storage or use of highly toxic liquids or solids, and the weather protection is attached to a building, the storage or use area shall either be equipped throughout with an approved automatic sprinkler system in accordance with Section 903.3.1.1, or storage or use vessels shall be fire resistive. Weather protection shall be provided in accordance with Section 5004.13 for storage and Section 5005.3.9 for use.

6003.2.6 Outdoor liquid transfer. Highly toxic and toxic liquids shall be transferred in accordance with Section 5005.1.10.

SECTION 6004

HIGHLY TOXIC AND TOXIC COMPRESSED GASES

6004.1 General. The storage and use of highly toxic and toxic compressed gases shall comply with this section.

6004.1.1 Special limitations for indoor storage and use by occupancy. The indoor storage and use of highly toxic and toxic compressed gases in certain occupancies shall be subject to the limitations contained in Sections 6004.1.1.1 through 6004.1.1.3.

6004.1.1.1 Group A, E, I or U occupancies. Toxic and highly toxic compressed gases shall not be stored or used within Group A, E, I or U occupancies.

Exception: Cylinders not exceeding 20 cubic feet (0.566 m³) at normal temperature and pressure (NTP) are allowed within gas cabinets or fume hoods.

6004.1.1.2 Group R occupancies. Toxic and highly toxic compressed gases shall not be stored or used in Group R occupancies.

6004.1.1.3 Offices, retail sales and classrooms. Toxic and highly toxic compressed gases shall not be stored

or used in offices, retail sales or classroom portions of Group B, F, M or S occupancies.

Exception: In classrooms of Group B occupancies, cylinders with a capacity not exceeding 20 cubic feet (0.566 m³) at NTP are allowed in gas cabinets or fume hoods.

6004.1.2 Gas cabinets. Gas cabinets containing highly toxic or toxic compressed gases shall comply with Section 5003.8.6 and the following requirements:

1. The average ventilation velocity at the face of gas cabinet access ports or windows shall not be less than 200 feet per minute (1.02 m/s) with a minimum of 150 feet per minute (0.76 m/s) at any point of the access port or window.
2. Gas cabinets shall be connected to an exhaust system.
3. Gas cabinets shall not be used as the sole means of exhaust for any room or area.
4. The maximum number of cylinders located in a single gas cabinet shall not exceed three, except that cabinets containing cylinders not exceeding 1 pound (0.454 kg) net contents are allowed to contain up to 100 cylinders.
5. Gas cabinets required by Section 6004.2 or 6004.3 shall be equipped with an approved automatic sprinkler system in accordance with Section 903.3.1.1. Alternative fire-extinguishing systems shall not be used.

6004.1.3 Exhausted enclosures. Exhausted enclosures containing highly toxic or toxic compressed gases shall comply with Section 5003.8.5 and the following requirements:

1. The average ventilation velocity at the face of the enclosure shall not be less than 200 feet per minute (1.02 m/s) with a minimum of 150 feet per minute (0.76 m/s).
2. Exhausted enclosures shall be connected to an exhaust system.
3. Exhausted enclosures shall not be used as the sole means of exhaust for any room or area.
4. Exhausted enclosures required by Section 6004.2 or 6004.3 shall be equipped with an approved automatic sprinkler system in accordance with Section 903.3.1.1. Alternative fire-extinguishing systems shall not be used.

6004.2 Indoor storage and use. The indoor storage and use of highly toxic or toxic compressed gases shall be in accordance with Sections 6004.2.1 through 6004.2.2.10.3.

6004.2.1 Applicability. The applicability of regulations governing the indoor storage and use of highly toxic and toxic compressed gases shall be as set forth in Sections 6004.2.1.1 through 6004.2.1.3.

6004.2.1.1 Quantities not exceeding the maximum allowable quantity per control area. The indoor storage or use of highly toxic and toxic gases in amounts

not exceeding the maximum allowable quantity per control area set forth in Table 5003.1.1(2) shall be in accordance with Sections 5001, 5003, 6001 and 6004.1.

6004.2.1.2 Quantities exceeding the maximum allowable quantity per control area. The indoor storage or use of highly toxic and toxic gases in amounts exceeding the maximum allowable quantity per control area set forth in Table 5003.1.1(2) shall be in accordance with Sections 6001, 6004.1, 6004.2 and Chapter 50.

6004.2.1.3 Ozone gas generators. The indoor use of ozone gas-generating equipment shall be in accordance with Section 6005.

6004.2.2 General indoor requirements. The general requirements applicable to the indoor storage and use of highly toxic and toxic compressed gases shall be in accordance with Sections 6004.2.2.1 through 6004.2.2.10.3.

6004.2.2.1 Cylinder and tank location. Cylinders shall be located within gas cabinets, exhausted enclosures or gas rooms. Portable and stationary tanks shall be located within gas rooms or exhausted enclosures.

6004.2.2.2 Ventilated areas. The room or area in which gas cabinets or exhausted enclosures are located shall be provided with exhaust ventilation. Gas cabinets or exhausted enclosures shall not be used as the sole means of exhaust for any room or area.

6004.2.2.3 Leaking cylinders and tanks. One or more gas cabinets or exhausted enclosures shall be provided to handle leaking cylinders, containers or tanks.

Exceptions:

1. Where cylinders, containers or tanks are located within gas cabinets or exhausted enclosures.
2. Where approved containment vessels or containment systems are provided in accordance with all of the following:
 - 2.1. Containment vessels or containment systems shall be capable of fully containing or terminating a release.
 - 2.2. Trained personnel shall be available at an approved location.
 - 2.3. Containment vessels or containment systems shall be capable of being transported to the leaking cylinder, container or tank.

6004.2.2.3.1 Location. Gas cabinets and exhausted enclosures shall be located in gas rooms and connected to an exhaust system.

6004.2.2.4 Local exhaust for portable tanks. A means of local exhaust shall be provided to capture leaks from portable tanks. The local exhaust shall consist of portable ducts or collection systems designed to be applied to the site of a leak in a valve or fitting on the tank. The local exhaust system shall be located in a

HIGHLY TOXIC AND TOXIC MATERIALS

gas room. Exhaust shall be directed to a treatment system in accordance with Section 6004.2.2.7.

6004.2.2.5 Piping and controls—stationary tanks. In addition to the requirements of Section 5003.2.2, piping and controls on stationary tanks shall comply with the following requirements:

1. Pressure relief devices shall be vented to a treatment system designed in accordance with Section 6004.2.2.7.

Exception: Pressure relief devices on outdoor tanks provided exclusively for relieving pressure due to fire exposure are not required to be vented to a treatment system provided that:

1. The material in the tank is not flammable.
 2. The tank is not located in a diked area with other tanks containing combustible materials.
 3. The tank is located not less than 30 feet (9144 mm) from combustible materials or structures or is shielded by a fire barrier complying with Section 6004.3.2.1.1.
2. Filling or dispensing connections shall be provided with a means of local exhaust. Such exhaust shall be designed to capture fumes and vapors. The exhaust shall be directed to a treatment system in accordance with Section 6004.2.2.7.
 3. Stationary tanks shall be provided with a means of excess flow control on all tank inlet or outlet connections.

Exceptions:

1. Inlet connections designed to prevent backflow.
2. Pressure relief devices.

6004.2.2.6 Gas rooms. Gas rooms shall comply with Section 5003.8.4 and both of the following requirements:

1. The exhaust ventilation from gas rooms shall be directed to an exhaust system.
2. Gas rooms shall be equipped with an approved automatic sprinkler system. Alternative fire-extinguishing systems shall not be used.

6004.2.2.7 Treatment systems. The exhaust ventilation from gas cabinets, exhausted enclosures and gas rooms, and local exhaust systems required in Sections 6004.2.2.4 and 6004.2.2.5 shall be directed to a treatment system. The treatment system shall be utilized to handle the accidental release of gas and to process exhaust ventilation. The treatment system shall be designed in accordance with Sections 6004.2.2.7.1

through 6004.2.2.7.5 and *Chapter 5 of the California Mechanical Code.*

Exceptions:

1. Highly toxic and toxic gases—storage. A treatment system is not required for cylinders, containers and tanks in storage when all of the following controls are provided:

- 1.1. Valve outlets are equipped with gas-tight outlet plugs or caps.

- 1.2. Handwheel-operated valves have handles secured to prevent movement.

- 1.3. Approved containment vessels or containment systems are provided in accordance with Section 6004.2.2.3.

2. Toxic gases—use. Treatment systems are not required for toxic gases supplied by cylinders or portable tanks not exceeding 1,700 pounds (772 kg) water capacity when the following are provided:

- 2.1. A listed or approved gas detection system with a sensing interval not exceeding 5 minutes.

- 2.2. A listed or approved automatic-closing fail-safe valve located immediately adjacent to cylinder valves. The fail-safe valve shall close when gas is detected at the permissible exposure limit (PEL) by a gas detection system monitoring the exhaust system at the point of discharge from the gas cabinet, exhausted enclosure, ventilated enclosure or gas room. The gas detection system shall comply with Section 6004.2.2.10.

6004.2.2.7.1 Design. Treatment systems shall be capable of diluting, adsorbing, absorbing, containing, neutralizing, burning or otherwise processing the contents of the largest single vessel of compressed gas. Where a total containment system is used, the system shall be designed to handle the maximum anticipated pressure of release to the system when it reaches equilibrium.

6004.2.2.7.2 Performance. Treatment systems shall be designed to reduce the maximum allowable discharge concentrations of the gas to one-half immediate by dangerous to life and health (IDLH) at the point of discharge to the atmosphere. Where more than one gas is emitted to the treatment system, the treatment system shall be designed to handle the worst-case release based on the release rate, the quantity and the IDLH for all compressed gases stored or used.

6004.2.2.7.3 Sizing. Treatment systems shall be sized to process the maximum worst-case release of

gas based on the maximum flow rate of release from the largest vessel utilized. The entire contents of the largest compressed gas vessel shall be considered.

6004.2.2.7.4 Stationary tanks. Stationary tanks shall be labeled with the maximum rate of release for the compressed gas contained based on valves or fittings that are inserted directly into the tank. Where multiple valves or fittings are provided, the maximum flow rate of release for valves or fittings with the highest flow rate shall be indicated. Where liquefied compressed gases are in contact with valves or fittings, the liquid flow rate shall be utilized for computation purposes. Flow rates indicated on the label shall be converted to cubic feet per minute (cfm/min) (m³/s) of gas at normal temperature and pressure (NTP).

6004.2.2.7.5 Portable tanks and cylinders. The maximum flow rate of release for portable tanks and cylinders shall be calculated based on the total release from the cylinder or tank within the time specified in Table 6004.2.2.7.5. When portable tanks or cylinders are equipped with approved excess flow or reduced flow valves, the worst-case release shall be determined by the maximum achievable flow from the valve as determined by the valve manufacturer or compressed gas supplier. Reduced flow and excess flow valves shall be permanently marked by the valve manufacturer to indicate the maximum design flow rate. Such markings shall indicate the flow rate for air under normal temperature and pressure.

**TABLE 6004.2.2.7.5
RATE OF RELEASE FOR CYLINDERS AND PORTABLE TANKS**

VESSEL TYPE	NONLIQUEFIED (minutes)	LIQUEFIED (minutes)
Containers	5	30
Portable tanks	40	240

6004.2.2.8 Emergency power. Emergency power in accordance with the Section 604 and *the California Electrical Code* shall be provided in lieu of standby power where any of the following systems are required:

1. Exhaust ventilation system.
2. Treatment system.
3. Gas detection system.
4. Smoke detection system.
5. Temperature control system.
6. Fire alarm system.
7. Emergency alarm system.

Exception: Emergency power is not required for mechanical exhaust ventilation, treatment systems and temperature control systems where approved fail-safe engineered systems are installed.

6004.2.2.9 Automatic fire detection system—highly toxic compressed gases. An approved automatic fire detection system shall be installed in rooms or areas where highly toxic compressed gases are stored or

used. Activation of the detection system shall sound a local alarm. The fire detection system shall comply with Section 907.

6004.2.2.10 Gas detection system. A gas detection system shall be provided to detect the presence of gas at or below the PEL or ceiling limit of the gas for which detection is provided. The system shall be capable of monitoring the discharge from the treatment system at or below one-half the IDLH limit.

Exception: A gas detection system is not required for toxic gases when the physiological warning threshold level for the gas is at a level below the accepted PEL for the gas.

6004.2.2.10.1 Gas detection system components. Gas detection system control units shall be listed and labeled in accordance with UL 864 or UL 2017, or approved. Gas detectors shall be listed and labeled in accordance with UL 2075 for use with the gases and vapors being detected, or approved.

6004.2.2.10.2 Alarms. The gas detection system shall initiate a local alarm and transmit a signal to a constantly attended control station when a short-term hazard condition is detected. The alarm shall be both visual and audible and shall provide warning both inside and outside the area where gas is detected. The audible alarm shall be distinct from all other alarms.

Exception: Signal transmission to a constantly attended control station is not required where not more than one cylinder of highly toxic or toxic gas is stored.

6004.2.2.10.3 Shut off of gas supply. The gas-detection system shall automatically close the shut-off valve at the source on gas supply piping and tubing related to the system being monitored for whichever gas is detected.

Exception: Automatic shutdown is not required for reactors utilized for the production of highly toxic or toxic compressed gases where such reactors are:

1. Operated at pressures less than 15 pounds per square inch gauge (psig) (103.4 kPa).
2. Constantly attended.
3. Provided with readily accessible emergency shutoff valves.

6004.2.2.10.4 Valve closure. Automatic closure of shutoff valves shall be in accordance with the following:

1. When the gas-detection sampling point initiating the gas detection system alarm is within a gas cabinet or exhausted enclosure, the shutoff valve in the gas cabinet or exhausted enclosure for the specific gas detected shall automatically close.
2. Where the gas-detection sampling point initiating the gas detection system alarm is within

a gas room and compressed gas containers are not in gas cabinets or exhausted enclosures, the shutoff valves on all gas lines for the specific gas detected shall automatically close.

3. Where the gas-detection sampling point initiating the gas detection system alarm is within a piping distribution manifold enclosure, the shutoff valve for the compressed container of specific gas detected supplying the manifold shall automatically close.

Exception: When the gas-detection sampling point initiating the gas-detection system alarm is at a use location or within a gas valve enclosure of a branch line downstream of a piping distribution manifold, the shutoff valve in the gas valve enclosure for the branch line located in the piping distribution manifold enclosure shall automatically close.

6004.3 Outdoor storage and use. The outdoor storage and use of highly toxic and toxic compressed gases shall be in accordance with Sections 6004.3.1 through 6004.3.4.

6004.3.1 Applicability. The applicability of regulations governing the outdoor storage and use of highly toxic and toxic compressed gases shall be as set forth in Sections 6004.3.1.1 through 6004.3.1.3.

6004.3.1.1 Quantities not exceeding the maximum allowable quantity per control area. The outdoor storage or use of highly toxic and toxic gases in amounts not exceeding the maximum allowable quantity per control area set forth in Table 5003.1.1(4) shall be in accordance with Sections 5001, 5003 and 6001.

6004.3.1.2 Quantities exceeding the maximum allowable quantity per control area. The outdoor storage or use of highly toxic and toxic gases in amounts exceeding the maximum allowable quantity per control area set forth in Table 5003.1.1(4) shall be in accordance with Sections 6001 and 6004.3 and Chapter 50.

6004.3.1.3 Ozone gas generators. The outdoor use of ozone gas-generating equipment shall be in accordance with Section 6005.

6004.3.2 General outdoor requirements. The general requirements applicable to the outdoor storage and use of highly toxic and toxic compressed gases shall be in accordance with Sections 6004.3.2.1 through 6004.3.2.4.

6004.3.2.1 Location. Outdoor storage or use of highly toxic or toxic compressed gases shall be located in accordance with Sections 6004.3.2.1.1 through 6004.3.2.1.3.

Exception: Compressed gases located in gas cabinets complying with Sections 5003.8.6 and 6004.1.2 and located 5 feet (1524 mm) or more from buildings and 25 feet (7620 mm) or more from an exit discharge.

6004.3.2.1.1 Distance limitation to exposures. Outdoor storage or use of highly toxic or toxic

compressed gases shall not be located within 75 feet (22 860 mm) of a lot line, public street, public alley, public way, exit discharge or building not associated with the manufacture or distribution of such gases, unless all of the following conditions are met:

1. Storage is shielded by a 2-hour fire barrier which interrupts the line of sight between the storage and the exposure.
2. The 2-hour fire barrier shall be located at least 5 feet (1524 mm) from any exposure.
3. The 2-hour fire barrier shall not have more than two sides at approximately 90-degree (1.57 rad) directions, or three sides with connecting angles of approximately 135 degrees (2.36 rad).

6004.3.2.1.2 Openings in exposed buildings.

Where the storage or use area is located closer than 75 feet (22 860 mm) to a building not associated with the manufacture or distribution of highly toxic or toxic compressed gases, openings into a building other than for piping are not allowed above the height of the top of the 2-hour fire barrier or within 50 feet (15 240 mm) horizontally from the storage area whether or not shielded by a fire barrier.

6004.3.2.1.3 Air intakes. The storage or use area shall not be located within 75 feet (22 860 mm) of air intakes.

6004.3.2.2 Leaking cylinders and tanks. The requirements of Section 6004.2.2.3 shall apply to outdoor cylinders and tanks. Gas cabinets and exhausted enclosures shall be located within or immediately adjacent to outdoor storage or use areas.

6004.3.2.3 Local exhaust for portable tanks. Local exhaust for outdoor portable tanks shall be provided in accordance with the requirements set forth in Section 6004.2.2.4.

6004.3.2.4 Piping and controls-stationary tanks. Piping and controls for outdoor stationary tanks shall be in accordance with the requirements set forth in Section 6004.2.2.5.

6004.3.3 Outdoor storage weather protection for portable tanks and cylinders. Weather protection in accordance with Section 5004.13 shall be provided for portable tanks and cylinders located outdoors and not within gas cabinets or exhausted enclosures. The storage area shall be equipped with an approved automatic sprinkler system in accordance with Section 903.3.1.1.

Exception: An automatic sprinkler system is not required when:

1. All materials under the weather protection structure, including hazardous materials and the containers in which they are stored, are non-combustible.
2. The weather protection structure is located not less than 30 feet (9144 mm) from combustible

materials or structures or is separated from such materials or structures using a fire barrier complying with Section 6004.3.2.1.1.

6004.3.4 Outdoor use of cylinders, containers and portable tanks. Cylinders, containers and portable tanks in outdoor use shall be located in gas cabinets or exhausted enclosures and shall comply with Sections 6004.3.4.1 through 6004.3.4.3.

6004.3.4.1 Treatment systems. The treatment system requirements set forth in Section 6004.2.2.7 shall apply to highly toxic or toxic gases located outdoors.

6004.3.4.2 Emergency power. The requirements for emergency power set forth in Section 6004.2.2.8 shall apply to highly toxic or toxic gases located outdoors.

6004.3.4.3 Gas detection system. The gas detection system requirements set forth in Section 6004.2.2.10 shall apply to highly toxic or toxic gases located outdoors.

SECTION 6005 OZONE GAS GENERATORS

6005.1 Scope. Ozone gas generators having a maximum ozone-generating capacity of 0.5 pound (0.23 kg) or more over a 24-hour period shall be in accordance with Sections 6005.2 through 6005.6.

Exceptions:

1. Ozone-generating equipment used in Group R-3 occupancies.
2. Ozone-generating equipment when used in Group H-5 occupancies when in compliance with Chapters 27 and 50 and the other provisions in this chapter for highly toxic gases.

6005.2 Design. Ozone gas generators shall be designed, fabricated and tested in accordance with NEMA 250.

6005.3 Location. Ozone generators shall be located in approved cabinets or ozone generator rooms in accordance with Section 6005.3.1 or 6005.3.2.

Exception: An ozone gas generator within an approved pressure vessel when located outside of buildings.

6005.3.1 Cabinets. Ozone cabinets shall be constructed of approved materials and compatible with ozone. Cabinets shall display an approved sign stating: OZONE GAS GENERATOR—HIGHLY TOXIC—OXIDIZER.

Cabinets shall be braced for seismic activity in accordance with the *California Building Code*.

Cabinets shall be mechanically ventilated in accordance with the *California Mechanical Code* with a minimum of six air changes per hour.

The average velocity of ventilation at makeup air openings with cabinet doors closed shall not be less than 200 feet per minute (1.02 m/s).

6005.3.2 Ozone gas generator rooms. Ozone gas generator rooms shall be mechanically ventilated in accordance with the *California Mechanical Code* with a minimum of

six air changes per hour. Ozone gas generator rooms shall be equipped with a continuous gas detection system that will shut off the generator and sound a local alarm when concentrations above the permissible exposure limit occur.

Ozone gas generator rooms shall not be normally occupied, and such rooms shall be kept free of combustible and hazardous material storage. Room access doors shall display an approved sign stating: OZONE GAS GENERATOR—HIGHLY TOXIC—OXIDIZER.

6005.4 Piping, valves and fittings. Piping, valves, fittings and related components used to convey ozone shall be in accordance with Sections 6005.4.1 through 6005.4.3.

6005.4.1 Piping. Piping shall be welded stainless steel piping or tubing.

Exceptions:

1. Double-walled piping.
2. Piping, valves, fittings and related components located in exhausted enclosures.

6005.4.2 Materials. Materials shall be compatible with ozone and shall be rated for the design operating pressures.

6005.4.3 Identification. Piping shall be identified with the following: OZONE GAS—HIGHLY TOXIC—OXIDIZER.

6005.5 Automatic shutdown. Ozone gas generators shall be designed to shut down automatically under the following conditions:

1. When the dissolved ozone concentration in the water being treated is above saturation when measured at the point where the water is exposed to the atmosphere.
2. When the process using generated ozone is shut down.
3. When the gas detection system detects ozone.
4. Failure of the ventilation system for the cabinet or ozone-generator room.
5. Failure of the gas detection system.

6005.6 Manual shutdown. Manual shutdown controls shall be provided at the generator and, where in a room, within 10 feet (3048 mm) of the main exit or exit access door.



CALIFORNIA FIRE CODE – MATRIX ADOPTION TABLE

CHAPTER 61 – LIQUEFIED PETROLEUM GASES

(Matrix Adoption Tables are non-regulatory, intended only as an aid to the user.
See Chapter 1 for state agency authority and building applications.)

Adopting Agency	BSC	SFM		HCD			DSA		OSHPD				BSCC	DHS	AGR	DWR	CEC	CA	SL	SLC
		T-24	T-19*	1	2	1/AC	AC	SS	1	2	3	4								
Adopt Entire Chapter																				
Adopt Entire Chapter as amended (amended sections listed below)		X																		
Adopt only those sections that are listed below																				
[California Code of Regulations, Title 19, Division 1]			X																	
Chapter / Section																				
[T-19 §3.22 (a)(c)]			X																	
[T-19 §3.22 (b)]			X																	

* The *California Code of Regulations* (CCR), Title 19, Division 1 provisions that are found in the *California Fire Code* are a reprint from the current CCR, Title 19, Division 1 text for the code user's convenience only. The scope, applicability and appeals procedures of CCR, Title 19, Division I remain the same.

CHAPTER 61

LIQUEFIED PETROLEUM GASES

SECTION 6101 GENERAL

6101.1 Scope. Storage, handling and transportation of liquefied petroleum gas (LP-gas) and the installation of LP-gas equipment pertinent to systems for such uses shall comply with this chapter and NFPA 58. Properties of LP-gases shall be determined in accordance with Appendix B of NFPA 58.

[California Code of Regulations, Title 19, Division 1, §3.22(a) and (c)] Liquefied Petroleum Gas.

(a) *When liquefied petroleum gas is used, the storage and handling thereof shall conform to the appropriate provisions referenced in California Code of Regulations, Title 19, Division 1, Sections 3.02 and 3.03.*

(c) *California Code of Regulations, Title 8, Section 475 is hereby adopted as a part of Title 19, Division 1 regulations.*

6101.2 Permits. Permits shall be required as set forth in Sections 105.6 and 105.7.

Distributors shall not fill an LP-gas container for which a permit is required unless a permit for installation has been issued for that location by the fire code official.

6101.3 Construction documents. Where a single LP-gas container is more than 2,000 gallons (7570 L) in water capacity or the aggregate water capacity of LP-gas containers is more than 4,000 gallons (15 140 L), the installer shall submit construction documents for such installation.

SECTION 6102 DEFINITIONS

6102.1 Definitions. The following terms are defined in Chapter 2:

LIQUEFIED PETROLEUM GAS (LP-gas).
LP-GAS CONTAINER.

SECTION 6103 INSTALLATION OF EQUIPMENT

6103.1 General. LP-gas equipment shall be installed in accordance with the *California Mechanical Code* and NFPA 58, except as otherwise provided in this chapter.

6103.2 Use of LP-gas containers in buildings. The use of LP-gas containers in buildings shall be in accordance with Sections 6103.2.1 and 6103.2.2.

6103.2.1 Portable containers. Portable LP-gas containers, as defined in NFPA 58, shall not be used in buildings except as specified in NFPA 58 and Sections 6103.2.1.1 through 6103.2.1.7.

6103.2.1.1 Use in basement, pit or similar location. LP-gas containers shall not be used in a basement, pit or similar location where heavier-than-air gas might collect. LP-gas containers shall not be used in an above-grade underfloor space or basement unless such location is provided with an approved means of ventilation.

Exception: Use with self-contained torch assemblies in accordance with Section 6103.2.1.6.

6103.2.1.2 Construction and temporary heating. Portable LP-gas containers are allowed to be used in buildings or areas of buildings undergoing construction or for temporary heating as set forth in Sections 6.19.4, 6.19.5 and 6.19.8 of NFPA 58.

6103.2.1.3 Group F occupancies. In Group F occupancies, portable LP-gas containers are allowed to be used to supply quantities necessary for processing, research or experimentation. Where manifolded, the aggregate water capacity of such containers shall not exceed 735 pounds (334 kg) per manifold. Where multiple manifolds of such containers are present in the same room, each manifold shall be separated from other manifolds by a distance of not less than 20 feet (6096 mm).

6103.2.1.4 Group E and I occupancies. In Group E and I occupancies, portable LP-gas containers are allowed to be used for research and experimentation. Such containers shall not be used in classrooms. Such containers shall not exceed a 50-pound (23 kg) water capacity in occupancies used for educational purposes and shall not exceed a 12-pound (5 kg) water capacity in occupancies used for institutional purposes. Where more than one such container is present in the same room, each container shall be separated from other containers by a distance of not less than 20 feet (6096 mm).

[California Code of Regulations, Title 19, Division 1, §3.22(b)] Liquefied Petroleum Gas.

(b) All liquefied petroleum gas tanks located in school yards shall be surrounded by a rugged steel fence or equivalent. Tanks in other occupancies shall also be so protected if in the opinion of the enforcement agency such protection is needed to prevent unauthorized tampering. The fence shall be at least 6 feet in height and, if it completely surrounds the tank, shall be located a minimum of 3 feet from the tanks. Fenced areas shall be locked when unattended.

6103.2.1.5 Demonstration uses. Portable LP-gas containers are allowed to be used temporarily for demonstrations and public exhibitions. Such containers shall not exceed a water capacity of 12 pounds (5 kg). Where more than one such container is present in the same room, each container shall be separated from other containers by a distance of not less than 20 feet (6096 mm).

6103.2.1.6 Use with self-contained torch assemblies. Portable LP-gas containers are allowed to be used to supply approved self-contained torch assemblies or similar appliances. Such containers shall not exceed a water capacity of 2½ pounds (1 kg).

6103.2.1.7 Use for food preparation. Where approved, listed LP-gas commercial food service appliances are allowed to be used for food-preparation within restaurants and in attended commercial food-catering operations in accordance with the *California Mechanical Code* and NFPA 58.

6103.2.2 Industrial vehicles and floor maintenance machines. LP-gas containers on industrial vehicles and

floor maintenance machines shall comply with Sections 11.13 and 11.14 of NFPA 58.

6103.3 Location of equipment and piping. Equipment and piping shall not be installed in locations where such equipment and piping is prohibited by the *California Mechanical Code*.

SECTION 6104 LOCATION OF LP-GAS CONTAINERS

6104.1 General. The storage and handling of LP-gas and the installation and maintenance of related equipment shall comply with NFPA 58 and be subject to the approval of the fire code official, except as provided in this chapter.

6104.2 Maximum capacity within established limits. Within the limits established by law restricting the storage of liquefied petroleum gas for the protection of heavily populated or congested areas, the aggregate capacity of any one installation shall not exceed a water capacity of 2,000 gallons (7570 L) (see Section 3 of the Sample Legislation for Adoption of the *California Fire Code* on page v).

Exception: In particular installations, this capacity limit shall be determined by the fire code official, after consideration of special features such as topographical conditions, nature of occupancy, and proximity to buildings, capacity of proposed LP-gas containers, degree of fire protection to be provided and capabilities of the local fire department.

6104.3 Container location. LP-gas containers shall be located with respect to buildings, public ways and lot lines of adjoining property that can be built upon, in accordance with Table 6104.3.

6104.3.1 Installation on roof prohibited. LP-gas containers used in stationary installations shall not be located on the roofs of buildings.

6104.3.2 Special hazards. LP-gas containers shall also be located with respect to special hazards including, but not limited to, above-ground flammable or combustible liquid tanks, oxygen or gaseous hydrogen containers, flooding or electric power lines as specified in Section 6.4.5 of NFPA 58.

6104.4 Multiple LP-gas container installations. Multiple LP-gas container installations with a total water storage capacity of more than 180,000 gallons (681 300 L) [150,000-gallon (567 750 L) LP-gas capacity] shall be subdivided into groups containing not more than 180,000 gallons (681 300 L) in each group. Such groups shall be separated by a distance of not less than 50 feet (15 240 mm), unless the containers are protected in accordance with one of the following:

1. Mounded in an approved manner.
2. Protected with approved insulation on areas that are subject to impingement of ignited gas from pipelines or other leakage.
3. Protected by firewalls of approved construction.
4. Protected by an approved system for application of water as specified in Table 6.4.2 of NFPA 58.

5. Protected by other approved means.

Where one of these forms of protection is provided, the separation shall not be less than 25 feet (7620 mm) between LP-gas container groups.

SECTION 6105 PROHIBITED USE OF LP-GAS

6105.1 Nonapproved equipment. LP-gas shall not be used for the purpose of operating devices or equipment unless such device or equipment is approved for use with LP-gas.

6105.2 Release to the atmosphere. LP-gas shall not be released to the atmosphere, except through an approved liquid-level gauge or other approved device.

SECTION 6106 DISPENSING AND OVERFILLING

6106.1 Attendants. Dispensing of LP-gas shall be performed by a qualified attendant.

6106.2 Overfilling. LP-gas containers shall not be filled or maintained with LP-gas in excess of either the volume determined using the fixed liquid-level gauge installed by the manufacturer or the weight determined by the required percentage of the water capacity marked on the container. Portable LP-gas containers shall not be refilled unless equipped with an overfilling prevention device (OPD) where required by Section 5.7.3 of NFPA 58.

6106.3 Dispensing locations. The point of transfer of LP-gas from one LP-gas container to another shall be separated from exposures as specified in NFPA 58.

TABLE 6104.3
LOCATION OF LP-GAS CONTAINERS

LP-GAS CONTAINER CAPACITY (water gallons)	MINIMUM SEPARATION BETWEEN LP-GAS CONTAINERS AND BUILDINGS, PUBLIC WAYS OR LOT LINES OF ADJOINING PROPERTY THAT CAN BE BUILT UPON		MINIMUM SEPARATION BETWEEN LP-GAS CONTAINERS ^{b, c} (feet)
	Mounded or underground LP-gas containers ^a (feet)	Above-ground LP-gas containers ^b (feet)	
Less than 125 ^{c, d}	10	5 ^e	None
125 to 250	10	10	None
251 to 500	10	10	3
501 to 2,000	10	25 ^{e, f}	3
2,001 to 30,000	50	50	5
30,001 to 70,000	50	75	(0.25 of sum of diameters of adjacent LP-gas containers)
70,001 to 90,000	50	100	
90,001 to 120,000	50	125	

For SI: 1 foot = 304.8 mm, 1 gallon = 3.785 L.

- a. Minimum distance for underground LP-gas containers shall be measured from the pressure relief device and the filling or liquid-level gauge vent connection at the container, except that all parts of an underground LP-gas container shall be 10 feet or more from a building or lot line of adjoining property which can be built upon.
- b. For other than installations in which the overhanging structure is 50 feet or more above the relief-valve discharge outlet. In applying the distance between buildings and ASME LP-gas containers with a water capacity of 125 gallons or more, a minimum of 50 percent of this horizontal distance shall also apply to all portions of the building which project more than 5 feet from the building wall and which are higher than the relief valve discharge outlet. This horizontal distance shall be measured from a point determined by projecting the outside edge of such overhanging structure vertically downward to grade or other level upon which the LP-gas container is installed. Distances to the building wall shall not be less than those prescribed in this table.
- c. When underground multicontainer installations are comprised of individual LP-gas containers having a water capacity of 125 gallons or more, such containers shall be installed so as to provide access at their ends or sides to facilitate working with cranes or hoists.
- d. At a consumer site, if the aggregate water capacity of a multicontainer installation, comprised of individual LP-gas containers having a water capacity of less than 125 gallons, is 500 gallons or more, the minimum distance shall comply with the appropriate portion of Table 6104.3, applying the aggregate capacity rather than the capacity per LP-gas container. If more than one such installation is made, each installation shall be separated from other installations by at least 25 feet. Minimum distances between LP-gas containers need not be applied.
- e. The following shall apply to above-ground containers installed alongside buildings:
1. LP-gas containers of less than a 125-gallon water capacity are allowed next to the building they serve when in compliance with Items 2, 3 and 4.
 2. Department of Transportation (DOTn) specification LP-gas containers shall be located and installed so that the discharge from the container pressure relief device is at least 3 feet horizontally from building openings below the level of such discharge and shall not be beneath buildings unless the space is well ventilated to the outside and is not enclosed for more than 50 percent of its perimeter. The discharge from LP-gas container pressure relief devices shall be located not less than 5 feet from exterior sources of ignition, openings into direct-vent (sealed combustion system) appliances or mechanical ventilation air intakes.
 3. ASME LP-gas containers of less than a 125-gallon water capacity shall be located and installed such that the discharge from pressure relief devices shall not terminate in or beneath buildings and shall be located at least 5 feet horizontally from building openings below the level of such discharge and not less than 5 feet from exterior sources of ignition, openings into direct vent (sealed combustion system) appliances, or mechanical ventilation air intakes.
 4. The filling connection and the vent from liquid-level gauges on either DOTn or ASME LP-gas containers filled at the point of installation shall not be less than 10 feet from exterior sources of ignition, openings into direct vent (sealed combustion system) appliances or mechanical ventilation air intakes.
- f. This distance is allowed to be reduced to not less than 10 feet for a single LP-gas container of 1,200-gallon water capacity or less, provided such container is at least 25 feet from other LP-gas containers of more than 125-gallon water capacity.

SECTION 6107 SAFETY PRECAUTIONS AND DEVICES

6107.1 Safety devices. Safety devices on LP-gas containers, equipment and systems shall not be tampered with or made ineffective.

6107.2 Smoking and other sources of ignition. “No Smoking” signs complying with Section 310 shall be posted when required by the fire code official. Smoking within 25 feet (7620 mm) of a point of transfer, while filling operations are in progress at LP-gas containers or vehicles, shall be prohibited.

Control of other sources of ignition shall comply with Chapter 3 of this code and Section 6.22 of NFPA 58.

6107.3 Clearance to combustibles. Weeds, grass, brush, trash and other combustible materials shall be kept a minimum of 10 feet (3048 mm) from LP-gas tanks or containers.

6107.4 Protecting containers from vehicles. Where exposed to vehicular damage due to proximity to alleys, driveways or parking areas, LP-gas containers, regulators and piping shall be protected in accordance with Section 312.

SECTION 6108 FIRE PROTECTION

6108.1 General. Fire protection shall be provided for installations having LP-gas storage containers with a water capacity of more than 4,000 gallons (15 140 L), as required by Section 6.25 of NFPA 58.

6108.2 Portable fire extinguishers. Portable fire extinguishers complying with Section 906 shall be provided as specified in NFPA 58.

SECTION 6109 STORAGE OF PORTABLE LP-GAS CONTAINERS AWAITING USE OR RESALE

6109.1 General. Storage of portable LP-gas containers of 1,000 pounds (454 kg) or less, whether filled, partially filled or empty, at consumer sites or distribution points, and for resale by dealers or resellers shall comply with Sections 6109.2 through 6109.14.

Exceptions:

1. LP-gas containers that have not previously been in LP-gas service.
2. LP-gas containers at distribution plants.
3. LP-gas containers at consumer sites or distribution points, which are connected for use.

6109.2 Exposure hazards. LP-gas containers in storage shall be located in a manner that minimizes exposure to excessive temperature rise, physical damage or tampering.

6109.3 Position. LP-gas containers in storage having individual water capacity greater than 2½ pounds (1 kg) [nominal 1-pound (0.454 kg) LP-gas capacity] shall be positioned with the pressure relief valve in direct communication with the vapor space of the container.

6109.4 Separation from means of egress. LP-gas containers stored in buildings in accordance with Sections 6109.9 and 6109.11 shall not be located near exit access doors, exits, stairways or in areas normally used, or intended to be used, as a means of egress.

6109.5 Quantity. Empty LP-gas containers that have been in LP-gas service shall be considered as full containers for the purpose of determining the maximum quantities of LP-gas allowed in Sections 6109.9 and 6109.11.

6109.6 Storage on roofs. LP-gas containers that are not connected for use shall not be stored on roofs.

6109.7 Storage in basement, pit or similar location. LP-gas containers shall not be stored in a basement, pit or similar location where heavier-than-air gas might collect. LP-gas containers shall not be stored in above-grade underfloor spaces or basements unless such location is provided with an approved means of ventilation.

Exception: Department of Transportation (DOTn) specification cylinders with a maximum water capacity of 2½ pounds (1 kg) for use in completely self-contained hand torches and similar applications. The quantity of LP-gas shall not exceed 20 pounds (9 kg).

6109.8 Protection of valves on LP-gas containers in storage. LP-gas container valves shall be protected by screw-on-type caps or collars which shall be securely in place on all containers stored regardless of whether they are full, partially full or empty. Container outlet valves shall be closed or plugged.

6109.9 Storage within buildings accessible to the public. Department of Transportation (DOTn) specification cylinders with maximum water capacity of 2½ pounds (1 kg) used in completely self-contained hand torches and similar applications are allowed to be stored or displayed in a building accessible to the public. The quantity of LP-gas shall not exceed 200 pounds (91 kg) except as provided in Section 6109.11.

6109.10 Storage within buildings not accessible to the public. The maximum quantity allowed in one storage location in buildings not accessible to the public, such as industrial buildings, shall not exceed a water capacity of 735 pounds (334 kg) [nominal 300 pounds (136 kg) of LP-gas]. Where additional storage locations are required on the same floor within the same building, they shall be separated by a minimum of 300 feet (91 440 mm). Storage beyond these limitations shall comply with Section 6109.11.

6109.10.1 Quantities on equipment and vehicles. LP-gas containers carried as part of service equipment on highway mobile vehicles need not be considered in the total storage capacity in Section 6109.10, provided such vehicles are stored in private garages and do not carry more than three LP-gas containers with a total aggregate LP-gas capacity not exceeding 100 pounds (45.4 kg) per vehicle. LP-gas container valves shall be closed.

6109.11 Storage within rooms used for gas manufacturing. Storage within buildings or rooms used for gas manufacturing, gas storage, gas-air mixing and vaporization, and

compressors not associated with liquid transfer shall comply with Sections 6109.11.1 and 6109.11.2.

6109.11.1 Quantity limits. The maximum quantity of LP-gas shall be 10,000 pounds (4540 kg).

6109.11.2 Construction. The construction of such buildings and rooms shall comply with requirements for Group H occupancies in the *California Building Code*, Chapter 10 of NFPA 58 and both of the following:

1. Adequate vents shall be provided to the outside at both top and bottom, located at least 5 feet (1524 mm) from building openings.
2. The entire area shall be classified for the purposes of ignition source control in accordance with Section 6.22 of NFPA 58.

6109.12 Location of storage outside of buildings. Storage outside of buildings of LP-gas containers awaiting use, resale or part of a cylinder exchange program shall be located in accordance with Table 6109.12.

6109.13 Protection of containers. LP-gas containers shall be stored within a suitable enclosure or otherwise protected against tampering. Vehicular protection shall be provided as required by the fire code official.

6109.14 Alternative location and protection of storage. Where the provisions of Sections 6109.12 and 6109.13 are impractical at construction sites, or at buildings or structures undergoing major renovation or repairs, the storage of containers shall be as required by the fire code official.

6109.15 LP-gas cylinder exchange for resale. In addition to other applicable requirements of this chapter, facilities operating LP-gas cylinder exchange stations that are accessible to the public shall comply with the following requirements.

1. Cylinders shall be secured in a lockable, ventilated metal cabinet or other approved enclosure.
2. Cylinders shall be accessible only by authorized personnel or by use of an automated exchange system in accordance with Section 6109.15.1.
3. A sign shall be posted on the entry door of the business operating the cylinder exchange stating "DO NOT

BRING LP-GAS CYLINDERS INTO THE BUILDING" or similar approved wording.

4. An emergency contact information sign shall be posted within 10 feet (3048 mm) of the cylinder storage cabinet. The content, lettering, size, color and location of the required sign shall be as required by the fire code official.

6109.15.1 Automated cylinder exchange stations. Cylinder exchange stations that include an automated vending system for exchanging cylinders shall comply with the following additional requirements:

1. The vending system shall only permit access to a single cylinder per individual transaction.
2. Cabinets storing cylinders shall be designed such that cylinders can only be placed inside when they are oriented in the upright position.
3. Devices operating door releases for access to stored cylinders shall be permitted to be pneumatic, mechanical or electrically powered.
4. Electrical equipment inside of or within 5 feet (1524 mm) of a cabinet storing cylinders, including but not limited to electronics associated with vending operations, shall comply with the requirements for Class I, Division 2 equipment in accordance with NFPA 70.
5. A manual override control shall be permitted for use by authorized personnel. On newly installed cylinder exchange stations, the vending system shall not be capable of returning to automatic operation after a manual override until the system has been inspected and reset by authorized personnel.
6. Inspections shall be conducted by authorized personnel to verify that all cylinders are secured, access doors are closed and the station has no visible damage or obvious defects, which necessitate placing the station out of service. The frequency of inspections shall be as specified by the fire code official.

**TABLE 6109.12
SEPARATION FROM EXPOSURES OF LP-GAS CONTAINERS AWAITING USE,
RESALE OR EXCHANGE STORED OUTSIDE OF BUILDINGS**

QUANTITY OF LP-GAS STORED (pounds)	MINIMUM SEPARATION DISTANCE FROM STORED LP-GAS CYLINDERS TO (feet):						
	Nearest important building or group of buildings or line of adjoining property that may be built upon	Line of adjoining property occupied by schools, places of religious worship, hospitals, athletic fields or other points of public gathering; busy thoroughfares; or sidewalks	LP-gas dispensing station	Doorway or opening to a building with two or more means of egress	Doorway or opening to a building with one means of egress	Combustible materials	Motor vehicle fuel dispenser
720 or less	0	0	5	5	10	10	20
721 – 2,500	0	10	10	5	10	10	20
2,501 – 6,000	10	10	10	10	10	10	20
6,001 – 10,000	20	20	20	20	20	10	20
Over 10,000	25	25	25	25	25	10	20

For SI: 1 foot = 304.8 mm, 1 pound = 0.454 kg.

**SECTION 6110
LP-GAS CONTAINERS NOT IN SERVICE**

6110.1 Temporarily out of service. LP-gas containers whose use has been temporarily discontinued shall comply with all of the following:

1. Be disconnected from appliance piping.
2. Have LP-gas container outlets, except relief valves, closed or plugged.
3. Be positioned with the relief valve in direct communication with the LP-gas container vapor space.

6110.2 Permanently out of service. LP-gas containers to be placed permanently out of service shall be removed from the site.

**SECTION 6111
PARKING AND GARAGING OF
LP-GAS TANK VEHICLES**

6111.1 General. Parking of LP-gas tank vehicles shall comply with Sections 6111.2 and 6111.3.

Exception: In cases of accident, breakdown or other emergencies, LP-gas tank vehicles are allowed to be parked and left unattended at any location while the operator is obtaining assistance.

6111.2 Unattended parking. The unattended parking of LP-gas tank vehicle shall be in accordance with Sections 6111.2.1 and 6111.2.2.

6111.2.1 Near residential, educational and institutional occupancies and other high-risk areas. LP-gas tank vehicles shall not be left unattended at any time on residential streets or within 500 feet (152 m) of a residential area, apartment or hotel complex, educational facility, hospital or care facility. Tank vehicles shall not be left unattended at any other place that would, in the opinion of the fire code official, pose an extreme life hazard.

6111.2.2 Durations exceeding 1 hour. LP-gas tank vehicles parked at any one point for longer than 1 hour shall be located as follows:

1. Off public streets, highways, public avenues or public alleys.
2. Inside of a bulk plant.
3. At other approved locations not less than 50 feet (15 240 mm) from buildings other than those approved for the storage or servicing of such vehicles.

6111.3 Garaging. Garaging of LP-gas tank vehicles shall be as specified in NFPA 58. Vehicles with LP-gas fuel systems are allowed to be stored or serviced in garages as specified in Section 11.16 of NFPA 58.

CALIFORNIA FIRE CODE – MATRIX ADOPTION TABLE

CHAPTER 62 – ORGANIC PEROXIDES

(Matrix Adoption Tables are non-regulatory, intended only as an aid to the user.
See Chapter 1 for state agency authority and building applications.)

Adopting Agency	BSC	SFM		HCD			DSA		OSHPD				BSCC	DHS	AGR	DWR	CEC	CA	SL	SLC
		T-24	T-19*	1	2	1/AC	AC	SS	1	2	3	4								
Adopt Entire Chapter		X																		
Adopt Entire Chapter as amended (amended sections listed below)																				
Adopt only those sections that are listed below																				
[California Code of Regulations, Title 19, Division 1]																				
Chapter / Section																				

* The *California Code of Regulations* (CCR), Title 19, Division 1 provisions that are found in the *California Fire Code* are a reprint from the current CCR, Title 19, Division 1 text for the code user's convenience only. The scope, applicability and appeals procedures of CCR, Title 19, Division I remain the same.

CHAPTER 62

ORGANIC PEROXIDES

SECTION 6201 GENERAL

6201.1 Scope. The storage and use of organic peroxides shall be in accordance with this chapter and Chapter 50.

Unclassified detonable organic peroxides that are capable of detonation in their normal shipping containers under conditions of fire exposure shall be stored in accordance with Chapter 56.

6201.2 Permits. Permits shall be required for organic peroxides as set forth in Section 105.6.

SECTION 6202 DEFINITION

6202.1 Definition. The following term is defined in Chapter 2:

ORGANIC PEROXIDE.

- Class I.
- Class II.
- Class III.
- Class IV.
- Class V.
- Unclassified detonable.

SECTION 6203 GENERAL REQUIREMENTS

6203.1 Quantities not exceeding the maximum allowable quantity per control area. The storage and use of organic peroxides in amounts not exceeding the maximum allowable quantity per control area indicated in Section 5003.1 shall be in accordance with Sections 5001, 5003, 6201 and 6203.

6203.1.1 Special limitations for indoor storage and use by occupancy. The indoor storage and use of organic per-

oxides shall be in accordance with Sections 6203.1.1.1 through 6203.1.1.4.

6203.1.1.1 Group A, E, I or U occupancies. In Group A, E, I or U occupancies, any amount of unclassified detonable and Class I organic peroxides shall be stored in accordance with the following:

1. Unclassified detonable and Class I organic peroxides shall be stored in hazardous materials storage cabinets complying with Section 5003.8.7.
2. The hazardous materials storage cabinets shall not contain other storage.

6203.1.1.2 Group R occupancies. Unclassified detonable and Class I organic peroxides shall not be stored or used within Group R occupancies.

6203.1.1.3 Group B, F, M or S occupancies. Unclassified detonable and Class I organic peroxides shall not be stored or used in offices, or retail sales areas of Group B, F, M or S occupancies.

6203.1.1.4 Classrooms. In classrooms in Group B, F or M occupancies, any amount of unclassified detonable and Class 1 organic peroxides shall be stored in accordance with the following.

1. Unclassified detonable and Class 1 organic peroxides shall be stored in hazardous materials storage cabinets complying with Section 5003.8.7.
2. The hazardous materials storage cabinets shall not contain other storage.

6203.2 Quantities exceeding the maximum allowable quantity per control area. The storage and use of organic peroxides in amounts exceeding the maximum allowable quantity per control area indicated in Section 5003.1 shall be in accordance with Chapter 50 and this chapter.

**SECTION 6204
STORAGE**

6204.1 Indoor storage. Indoor storage of organic peroxides in amounts exceeding the maximum allowable quantity per control area indicated in Table 5003.1.1(1) shall be in accordance with Sections 5001, 5003, 5004 and this chapter.

Indoor storage of unclassified detonable organic peroxides that are capable of detonation in their normal shipping containers under conditions of fire exposure shall be stored in accordance with Chapter 56.

6204.1.1 Detached storage. Storage of organic peroxides shall be in detached buildings when required by Section 5003.8.2.

6204.1.2 Distance from detached buildings to exposures. In addition to the requirements of the *California Building Code*, detached storage buildings for Class I, II, III, IV and V organic peroxides shall be located in accordance with Table 6204.1.2. Detached buildings containing quantities of unclassified detonable organic peroxides in excess of those set forth in Table 5003.8.2 shall be located in accordance with Section 5601.

6204.1.3 Liquid-tight floor. In addition to the requirements of Section 5004.12, floors of storage areas shall be of liquid-tight construction.

6204.1.4 Electrical wiring and equipment. In addition to the requirements of Section 5003.9.4, electrical wiring and equipment in storage areas for Class I or II organic peroxides shall comply with the requirements for electrical Class I, Division 2 locations.

6204.1.5 Smoke detection. An approved supervised smoke detection system in accordance with Section 907 shall be provided in rooms or areas where Class I, II or III organic peroxides are stored. Activation of the smoke detection system shall sound a local alarm.

Exception: A smoke detection system shall not be required in detached storage buildings equipped throughout with an approved automatic fire-extinguishing system complying with Chapter 9.

6204.1.6 Maximum quantities. Maximum allowable quantities per building in a mixed occupancy building shall not exceed the amounts set forth in Table 5003.8.2. Maximum allowable quantities per building in a detached

storage building shall not exceed the amounts specified in Table 6204.1.2.

6204.1.7 Storage arrangement. Storage arrangements for organic peroxides shall be in accordance with Table 6204.1.7 and shall comply with all of the following:

1. Containers and packages in storage areas shall be closed.
2. Bulk storage shall not be in piles or bins.
3. A minimum 2-foot (610 mm) clear space shall be maintained between storage and uninsulated metal walls.
4. Fifty-five-gallon (208 L) drums shall not be stored more than one drum high.

6204.1.8 Location in building. The storage of Class I or II organic peroxides shall be on the ground floor. Class III organic peroxides shall not be stored in basements.

6204.1.9 Contamination. Organic peroxides shall be stored in their original DOTn shipping containers. Organic peroxides shall be stored in a manner to prevent contamination.

6204.1.10 Explosion control. Indoor storage rooms, areas and buildings containing unclassified detonable and Class I organic peroxides shall be provided with explosion control in accordance with Section 911.

6204.1.11 Standby power. Standby power in accordance with Section 604 shall be provided for storage areas of Class I and unclassified detonable organic peroxide.

6204.2 Outdoor storage. Outdoor storage of organic peroxides in amounts exceeding the maximum allowable quantities per control area indicated in Table 5003.1.1(3) shall be in accordance with Sections 5001, 5003, 5004 and this chapter.

6204.2.1 Distance from storage to exposures. Outdoor storage areas for organic peroxides shall be located in accordance with Table 6204.1.2.

6204.2.2 Electrical wiring and equipment. In addition to the requirements of Section 5003.9.4, electrical wiring and equipment in outdoor storage areas containing unclassified detonable, Class I or II organic peroxides shall comply with the requirements for electrical Class I, Division 2 locations.

**TABLE 6204.1.2
ORGANIC PEROXIDES—DISTANCE TO EXPOSURES FROM DETACHED STORAGE BUILDINGS OR OUTDOOR STORAGE AREAS**

ORGANIC PEROXIDE CLASS	MAXIMUM STORAGE QUANTITY (POUNDS) AT MINIMUM SEPARATION DISTANCE					
	Distance to buildings, lot lines, public streets, public alleys, public ways or means of egress			Distance between individual detached storage buildings or individual outdoor storage areas		
	50 feet	100 feet	150 feet	20 feet	75 feet	100 feet
I	2,000	20,000	175,000	2,000	20,000	175,000
II	100,000	200,000	No Limit	100,000 ^a	No Limit	No Limit
III	200,000	No Limit	No Limit	200,000 ^a	No Limit	No Limit
IV	No Limit	No Limit	No Limit	No Limit	No Limit	No Limit
V	No Limit	No Limit	No Limit	No Limit	No Limit	No Limit

For SI: 1 foot = 304.8 mm, 1 pound = 0.454 kg.

a. When the amount of organic peroxide stored exceeds this amount, the minimum separation shall be 50 feet.

**TABLE 6204.1.7
STORAGE OF ORGANIC PEROXIDES**

ORGANIC PEROXIDE CLASS	PILE CONFIGURATION				MAXIMUM QUANTITY PER BUILDING
	Maximum width (feet)	Maximum height (feet)	Minimum distance to next pile (feet)	Minimum distance to walls (feet)	
I	6	8	4 ^a	4 ^b	Note c
II	10	8	4 ^a	4 ^b	Note c
III	10	8	4 ^a	4 ^b	Note c
IV	16	10	3 ^{a, d}	4 ^b	No Requirement
V	No Requirement	No Requirement	No Requirement	No Requirement	No Requirement

For SI: 1 foot = 304.8 mm.

- a. At least one main aisle with a minimum width of 8 feet shall divide the storage area.
- b. Distance to noncombustible walls is allowed to be reduced to 2 feet.
- c. See Table 6204.1.2 for maximum quantities.
- d. The distance shall not be less than one-half the pile height.

6204.2.3 Maximum quantities. Maximum quantities of organic peroxides in outdoor storage shall be in accordance with Table 6204.1.2.

6204.2.4 Storage arrangement. Storage arrangements shall be in accordance with Table 6204.1.7.

6204.2.5 Separation. In addition to the requirements of Section 5003.9.8, outdoor storage areas for organic peroxides in amounts exceeding those specified in Table 5003.8.2 shall be located a minimum distance of 50 feet (15 240 mm) from other hazardous material storage.

SECTION 6205 USE

6205.1 General. The use of organic peroxides in amounts exceeding the maximum allowable quantity per control area indicated in Table 5003.1.1(1) or 5003.1.1(3) shall be in accordance with Sections 5001, 5003, 5005 and this chapter.



CALIFORNIA FIRE CODE – MATRIX ADOPTION TABLE
CHAPTER 63 – OXIDIZERS, OXIDIZING GASES AND OXIDIZING CRYOGENIC FLUIDS
 (Matrix Adoption Tables are non-regulatory, intended only as an aid to the user.
 See Chapter 1 for state agency authority and building applications.)

Adopting Agency	BSC	SFM		HCD			DSA		OSHPD				BSCC	DHS	AGR	DWR	CEC	CA	SL	SLC
		T-24	T-19*	1	2	1/AC	AC	SS	1	2	3	4								
Adopt Entire Chapter		X																		
Adopt Entire Chapter as amended (amended sections listed below)																				
Adopt only those sections that are listed below																				
[California Code of Regulations, Title 19, Division 1]																				
Chapter / Section																				

* The California Code of Regulations (CCR), Title 19, Division 1 provisions that are found in the California Fire Code are a reprint from the current CCR, Title 19, Division 1 text for the code user's convenience only. The scope, applicability and appeals procedures of CCR, Title 19, Division I remain the same.

CHAPTER 63
OXIDIZERS, OXIDIZING GASES AND
OXIDIZING CRYOGENIC FLUIDS

SECTION 6301
GENERAL

6301.1 Scope. The storage and use of oxidizing materials shall be in accordance with this chapter and Chapter 50. Oxidizing gases shall also comply with Chapter 53. Oxidizing cryogenic fluids shall also comply with Chapter 55.

Exceptions:

1. Display and storage in Group M and storage in Group S occupancies complying with Section 5003.11.
2. Bulk oxygen systems at industrial and institutional consumer sites shall be in accordance with NFPA 55.
3. Liquid oxygen stored or used in home health care in Group I-1, I-4 and R occupancies in accordance with Section 6306.

6301.2 Permits. Permits shall be required as set forth in Section 105.6.

SECTION 6302
DEFINITIONS

6302.1 Definitions. The following terms are defined in Chapter 2:

BULK OXYGEN SYSTEM.

LIQUID OXYGEN AMBULATORY CONTAINER.

LIQUID OXYGEN HOME CARE CONTAINER.

OXIDIZER.

Class 4.

Class 3.

Class 2.

Class 1.

OXIDIZING CRYOGENIC FLUID.

OXIDIZING GAS.

SECTION 6303
GENERAL REQUIREMENTS

6303.1 Quantities not exceeding the maximum allowable quantity per control area. The storage and use of oxidizing materials in amounts not exceeding the maximum allowable quantity per control area indicated in Section 5003.1 shall be in accordance with Sections 5001, 5003, 6301 and 6303. Oxidizing gases shall also comply with Chapter 53.

6303.1.1 Special limitations for indoor storage and use by occupancy. The indoor storage and use of oxidizing materials shall be in accordance with Sections 6303.1.1.1 through 6303.1.1.3.

6303.1.1.1 Class 4 liquid and solid oxidizers. The storage and use of Class 4 liquid and solid oxidizers shall comply with Sections 6303.1.1.1.1 through 6303.1.1.1.4.

6303.1.1.1.1 Group A, E, I or U occupancies. In Group A, E, I or U occupancies, any amount of Class 4 liquid and solid oxidizers shall be stored in accordance with the following:

1. Class 4 liquid and solid oxidizers shall be stored in hazardous materials storage cabinets complying with Section 5003.8.7.
2. The hazardous materials storage cabinets shall not contain other storage.

6303.1.1.1.2 Group R occupancies. Class 4 liquid and solid oxidizers shall not be stored or used within Group R occupancies.

6303.1.1.1.3 Offices and retail sales areas. Class 4 liquid and solid oxidizers shall not be stored or used in offices or retail sales areas of Group B, F, M or S occupancies.

6303.1.1.1.4 Classrooms. In classrooms of Group B, F or M occupancies, any amount of Class 4 liquid and solid oxidizers shall be stored in accordance with the following:

1. Class 4 liquid and solid oxidizers shall be stored in hazardous materials storage cabinets complying with Section 5003.8.7.
2. Hazardous materials storage cabinets shall not contain other storage.

6303.1.1.2 Class 3 liquid and solid oxidizers. A maximum of 200 pounds (91 kg) of solid or 20 gallons (76 L) of liquid Class 3 oxidizer is allowed in Group I occupancies when such materials are necessary for maintenance purposes or operation of equipment. The oxidizers shall be stored in approved containers and in an approved manner.

6303.1.1.3 Oxidizing gases. Except for cylinders of nonliquefied compressed gases not exceeding a capacity of 250 cubic feet (7 m³) or liquefied compressed gases not exceeding a capacity of 46 pounds (21 kg) each used for maintenance purposes, patient care or operation of equipment, oxidizing gases shall not be stored or used in Group A, E, I or R occupancies or in offices in Group B occupancies.

The aggregate quantities of gases used for maintenance purposes and operation of equipment shall not exceed the maximum allowable quantity per control area listed in Table 5003.1.1(1).

Medical gas systems and medical gas supply cylinders shall also be in accordance with Section 5306.

6303.1.2 Emergency shutoff. Compressed gas systems conveying oxidizing gases shall be provided with approved manual or automatic emergency shutoff valves that can be activated at each point of use and at each source.

6303.1.2.1 Shutoff at source. A manual or automatic fail-safe emergency shutoff valve shall be installed on supply piping at the cylinder or bulk source. Manual or automatic cylinder valves are allowed to be used as the required emergency shutoff valve when the source of supply is limited to unmanifolded cylinder sources.

6303.1.2.2 Shutoff at point of use. A manual or automatic emergency shutoff valve shall be installed on the supply piping at the point of use or at a point where the equipment using the gas is connected to the supply system.

6303.1.3 Ignition source control. Ignition sources in areas containing oxidizing gases shall be controlled in accordance with Section 5003.7.

6303.2 Quantities exceeding the maximum allowable quantity per control area. The storage and use of oxidizing materials in amounts exceeding the maximum allowable quantity per control area indicated in Section 5003.1 shall be in accordance with Chapter 50 and this chapter.

SECTION 6304 STORAGE

6304.1 Indoor storage. Indoor storage of oxidizing materials in amounts exceeding the maximum allowable quantity per control area indicated in Table 5003.1.1(1) shall be in accordance with Sections 5001, 5003 and 5004 and this chapter.

6304.1.1 Detached storage. Storage of liquid and solid oxidizers shall be in detached buildings when required by Section 5003.8.2.

6304.1.2 Distance from detached storage buildings to exposures. In addition to the requirements of the *California Building Code*, detached storage buildings shall be located in accordance with Table 6304.1.2.

**TABLE 6304.1.2
OXIDIZER LIQUIDS AND SOLIDS—DISTANCE FROM DETACHED BUILDINGS AND OUTDOOR STORAGE AREAS TO EXPOSURES**

OXIDIZER CLASS	WEIGHT (pounds)	MINIMUM DISTANCE TO BUILDINGS, LOT LINES, PUBLIC STREETS, PUBLIC ALLEYS, PUBLIC WAYS OR MEANS OF EGRESS (feet)
1	Note a	Not Required
2	Note a	35
3	Note a	50
4	Over 10 to 100	75
	101 to 500	100
	501 to 1,000	125
	1,001 to 3,000	200
	3,001 to 5,000	300
	5,001 to 10,000	400
	Over 10,000	As required by the fire code official

For SI: 1 foot = 304.8 mm, 1 pound = 0.454 kg.

a. Any quantity over the amount required for detached storage in accordance with Section 5003.8.2, or over the outdoor maximum allowable quantity for outdoor control areas.

6304.1.3 Explosion control. Indoor storage rooms, areas and buildings containing Class 4 liquid or solid oxidizers shall be provided with explosion control in accordance with Section 911.

6304.1.4 Automatic sprinkler system. The automatic sprinkler system shall be designed in accordance with NFPA 430.

6304.1.5 Liquid-tight floor. In addition to Section 5004.12, floors of storage areas for liquid and solid oxidizers shall be of liquid-tight construction.

6304.1.6 Smoke detection. An approved supervised smoke detection system in accordance with Section 907 shall be installed in liquid and solid oxidizer storage areas.

Activation of the smoke detection system shall sound a local alarm.

Exception: Detached storage buildings protected by an approved automatic fire-extinguishing system.

6304.1.7 Storage conditions. The maximum quantity of oxidizers per building in detached storage buildings shall not exceed those quantities set forth in Tables 6304.1.7(1) through 6304.1.7(4).

The storage configuration for liquid and solid oxidizers shall be as set forth in Tables 6304.1.7(1) through 6304.1.7(4).

Class 2 oxidizers shall not be stored in basements except when such storage is in stationary tanks.

Class 3 and 4 oxidizers in amounts exceeding the maximum allowable quantity per control area set forth in Section 5003.1 shall be stored on the ground floor only.

**TABLE 6304.1.7(1)
STORAGE OF CLASS 1 OXIDIZER LIQUIDS AND
SOLIDS IN COMBUSTIBLE CONTAINERS^a**

STORAGE CONFIGURATION	LIMITS (feet)
Piles	
Maximum length	No Limit
Maximum width	50
Maximum height	20
Minimum distance to next pile	3
Minimum distance to walls	2
Maximum quantity per pile	No Limit
Maximum quantity per building	No Limit

For SI: 1 foot = 304.8 mm.

a. Storage in noncombustible containers or in bulk in detached storage buildings is not limited as to quantity or arrangement.

**TABLE 6304.1.7(2)
STORAGE OF CLASS 2 OXIDIZER LIQUIDS AND SOLIDS^{a, b}**

STORAGE CONFIGURATION	LIMITS		
	Segregated storage	Cutoff storage rooms ^c	Detached building
Piles			
Maximum width	16 feet	25 feet	25 feet
Maximum height	10 feet	12 feet	12 feet
Minimum distance to next pile	Note d	Note d	Note d
Minimum distance to walls	2 feet	2 feet	2 feet
Maximum quantity per pile	20 tons	50 tons	200 tons
Maximum quantity per building	200 tons	500 tons	No Limit

For SI: 1 foot = 304.8 mm, 1 ton = 0.907185 metric ton.

- a. Storage in noncombustible containers is not limited as to quantity or arrangement, except that piles shall be at least 2 feet from walls in sprinklered buildings and 4 feet from walls in nonsprinklered buildings; the distance between piles shall not be less than the pile height.
- b. Quantity limits shall be reduced by 50 percent in buildings or portions of buildings used for retail sales.
- c. Cutoff storage rooms shall be separated from the remainder of the building by 2-hour fire barriers.
- d. Aisle width shall not be less than the pile height.

**TABLE 6304.1.7(3)
STORAGE OF CLASS 3 OXIDIZER LIQUIDS AND SOLIDS^{a, b}**

STORAGE CONFIGURATION	LIMITS		
	Segregated storage	Cutoff storage rooms ^c	Detached building
Piles			
Maximum width	12 feet	16 feet	20 feet
Maximum height	8 feet	10 feet	10 feet
Minimum distance to next pile	Note d	Note d	Note d
Minimum distance to walls	4 feet	4 feet	4 feet
Maximum quantity per pile	20 tons	30 tons	150 tons
Maximum quantity per building	100 tons	500 tons	No Limit

For SI: 1 foot = 304.8 mm, 1 ton = 0.907185 metric ton.

- a. Storage in noncombustible containers is not limited as to quantity or arrangement, except that piles shall be at least 2 feet from walls in sprinklered buildings and 4 feet from walls in nonsprinklered buildings; the distance between piles shall not be less than the pile height.
- b. Quantity limits shall be reduced by 50 percent in buildings or portions of buildings used for retail sales.
- c. Cutoff storage rooms shall be separated from the remainder of the building by 2-hour fire barriers.
- d. Aisle width shall not be less than the pile height.

**TABLE 6304.1.7(4)
STORAGE OF CLASS 4 OXIDIZER LIQUIDS AND SOLIDS**

STORAGE CONFIGURATION	LIMITS (feet)
Piles	
Maximum length	10
Maximum width	4
Maximum height	8
Minimum distance to next pile	8
Maximum quantity per building	No Limit

For SI: 1 foot = 304.8 mm.

6304.1.8 Separation of Class 4 oxidizers from other materials. In addition to the requirements in Section 5003.9.8, Class 4 oxidizer liquids and solids shall be separated from other hazardous materials by not less than a 1-hour fire barrier or stored in hazardous materials storage cabinets.

Detached storage buildings for Class 4 oxidizer liquids and solids shall be located a minimum of 50 feet (15 240 mm) from other hazardous materials storage.

6304.1.9 Contamination. Liquid and solid oxidizers shall not be stored on or against combustible surfaces. Liquid and solid oxidizers shall be stored in a manner to prevent contamination.

6304.2 Outdoor storage. Outdoor storage of oxidizing materials in amounts exceeding the maximum allowable quantities per control area set forth in Table 5003.1.1(3) shall be in accordance with Sections 5001, 5003, 5004 and this chapter. Oxidizing gases shall also comply with Chapter 53.

6304.2.1 Distance from storage to exposures for liquid and solid oxidizers. Outdoor storage areas for liquid and solid oxidizers shall be located in accordance with Table 6304.1.2.

6304.2.2 Distance from storage to exposures for oxidizing gases. Outdoor storage areas for oxidizing gases shall be located in accordance with Table 6304.2.2.

6304.2.2.1 Oxidizing cryogenic fluids. Outdoor storage areas for oxidizing cryogenic fluids shall be located in accordance with Chapter 55.

6304.2.3 Storage configuration for liquid and solid oxidizers. Storage configuration for liquid and solid oxidizers shall be in accordance with Tables 6304.1.7(1) through 6304.1.7(4).

6304.2.4 Storage configuration for oxidizing gases. Storage configuration for oxidizing gases shall be in accordance with Table 6304.2.2.

**SECTION 6305
USE**

6305.1 Scope. The use of oxidizers in amounts exceeding the maximum allowable quantity per control area indicated in Table 5003.1.1(1) or 5003.1.1(3) shall be in accordance with Sections 5001, 5003, 5005 and this chapter. Oxidizing gases shall also comply with Chapter 53.

**SECTION 6306
LIQUID OXYGEN IN HOME HEALTH CARE**

6306.1 General. The storage and use of liquid oxygen (LOX) in home health care in Group I-1, I-4 and R occupancies shall comply with Sections 6306.2 through 6306.6, or shall be stored and used accordance with Chapter 50.

6306.2 Information and instructions to be provided. The seller of liquid oxygen shall provide the user with information in written form that includes, but is not limited to, the following:

1. Manufacturer’s instructions and labeling for safe storage and use of the containers.
2. Locating containers away from ignition sources, *exits*, electrical hazards and high-temperature devices in accordance with Section 6306.3.3.
3. Restraint of containers to prevent falling in accordance with Section 6306.3.4.
4. Requirements for handling containers in accordance with Section 6306.3.5.

5. Safeguards for refilling containers in accordance with Section 6306.3.6.
6. Signage requirements in accordance with Section 6306.6.

6306.3 Liquid oxygen home care containers. Containers of liquid oxygen in home health care shall be in accordance with Sections 6306.3.1 through 6306.3.6.

6306.3.1 Maximum individual container capacity. Liquid oxygen home care containers shall not exceed an individual capacity of 15.8 gallons (60 L) in Group I-1, I-4 and R occupancies. Liquid oxygen ambulatory containers are allowed in Group I-1, I-4 and R occupancies. Containers of liquid oxygen in home health care shall also be stored, used and filled in accordance with Section 6306 and Sections 5503.1 and 5503.2.

6306.3.2 Manufacturer’s instructions and labeling. Containers shall be stored, used and operated in accordance with the manufacturer’s instructions and labeling.

6306.3.3 Locating containers. Containers shall not be located in areas where:

1. They can be overturned due to operation of a door;
2. They are in the direct path of egress;
3. They are subject to falling objects;
4. They can become part of an electrical circuit; or
5. Open flames and high-temperature devices can cause a hazard.

6306.3.4 Restraining containers. Liquid oxygen home care containers shall be restrained while in storage or use to prevent falling caused by contact, vibration or seismic activity. Containers shall be restrained by one of the following methods:

1. Restraining containers to a fixed object with one or more restraints.
2. Restraining containers within a framework, stand or assembly designed to secure the container.
3. Restraining containers by locating a container against two points of contact such as the walls of a corner of a room or a wall and a secure furnishing or object such as a desk.

**TABLE 6304.2.2
OXIDIZER GASES—DISTANCE FROM STORAGE TO EXPOSURES***

QUANTITY OF GAS STORED (cubic feet at NTP)	DISTANCE TO A BUILDING NOT ASSOCIATED WITH THE MANUFACTURE OR DISTRIBUTION OF OXIDIZING GASES OR PUBLIC WAY OR LOT LINE THAT CAN BE BUILT UPON (feet)	DISTANCE BETWEEN STORAGE AREAS (feet)
0 – 50,000	5	5
50,001 – 100,000	10	10
100,001 or greater	15	10

For SI: 1 foot = 304.8 mm, 1 cubic foot = 0.02832 m³.

a. The minimum required distances shall not apply when fire barriers without openings or penetrations having a minimum fire-resistance rating of 2 hours interrupt the line of sight between the storage and the exposure. The configuration of the fire barrier shall be designed to allow natural ventilation to prevent the accumulation of hazardous gas concentrations.

6306.3.5 Container handling. Containers shall be handled by use of a cart or hand truck designed for such use.

Exceptions:

1. Liquid oxygen home care containers equipped with a roller base.
2. Liquid oxygen ambulatory containers are allowed to be hand carried.

6306.3.6 Filling of containers. The filling of containers shall be in accordance with Sections 6306.3.6.1 through 6306.3.6.3.

6306.3.6.1 Filling location. Liquid oxygen home care containers and ambulatory containers shall be filled outdoors.

Exception: Liquid oxygen ambulatory containers are allowed to be filled indoors where the supply container is specifically designed for filling such containers and written instructions are provided by the container manufacturer.

6306.3.6.2 Incompatible surfaces. A drip pan compatible with liquid oxygen shall be provided under home care container fill and vent connections during the filling process in order to protect against liquid oxygen spillage from coming into contact with combustible surfaces, including asphalt.

6306.3.6.3 Open flames and high-temperature devices. The use of open flames and high-temperature devices shall be in accordance with Section 5003.7.2.

6306.4 Maximum aggregate quantity. The maximum aggregate quantity of liquid oxygen allowed in storage and in use in each dwelling unit shall be 31.6 gallons (120 L).

Exceptions:

1. The maximum aggregate quantity of liquid oxygen allowed in Group I-4 occupancies shall be limited by the maximum allowable quantity set forth in Table 5003.1.1(1).
2. Where individual sleeping rooms are separated from the remainder of the dwelling unit by fire barriers constructed in accordance with Section 707 of the *California Building Code*, and horizontal assemblies constructed in accordance with Section 711 of the *California Building Code*, or both, having a minimum fire-resistance rating of 1 hour, the maximum aggregate quantity per dwelling unit shall be increased to allow a maximum of 31.6 gallons (120 L) of liquid oxygen per sleeping room.

6306.5 Smoking prohibited. Smoking shall be prohibited in rooms or areas where liquid oxygen is in use.

6306.6 Signs. Warning signs for occupancies using home health care liquid oxygen shall be in accordance with Sections 6306.6.1 and 6306.6.2.

6306.6.1 No smoking sign. A sign stating "OXYGEN—NO SMOKING" shall be posted in each room or area where liquid oxygen containers are stored, used or filled.

6306.6.2 Premises signage. Where required by the fire code official, each dwelling unit or sleeping unit shall have an approved sign indicating that the unit contains liquid oxygen home care containers.

6306.7 Fire department notification. Where required by the fire code official, the liquid oxygen seller shall notify the fire department of the locations of liquid oxygen home care containers.



CALIFORNIA FIRE CODE – MATRIX ADOPTION TABLE

CHAPTER 64 – PYROPHORIC MATERIALS

(Matrix Adoption Tables are non-regulatory, intended only as an aid to the user.
See Chapter 1 for state agency authority and building applications.)

Adopting Agency	BSC	SFM		HCD			DSA		OSHPD				BSCC	DHS	AGR	DWR	CEC	CA	SL	SLC
		T-24	T-19*	1	2	1/AC	AC	SS	1	2	3	4								
Adopt Entire Chapter		X																		
Adopt Entire Chapter as amended (amended sections listed below)																				
Adopt only those sections that are listed below																				
[California Code of Regulations, Title 19, Division 1]																				
Chapter / Section																				

* The California Code of Regulations (CCR), Title 19, Division 1 provisions that are found in the California Fire Code are a reprint from the current CCR, Title 19, Division 1 text for the code user's convenience only. The scope, applicability and appeals procedures of CCR, Title 19, Division I remain the same.

CHAPTER 64

PYROPHORIC MATERIALS

SECTION 6401 GENERAL

6401.1 Scope. The storage and use of pyrophoric materials shall be in accordance with this chapter. Compressed gases shall also comply with Chapter 53.

6401.2 Permits. Permits shall be required as set forth in Section 105.6.

SECTION 6402 DEFINITION

6402.1 Definition. The following term is defined in Chapter 2:

PYROPHORIC.

SECTION 6403 GENERAL REQUIREMENTS

6403.1 Quantities not exceeding the maximum allowable quantity per control area. The storage and use of pyrophoric materials in amounts not exceeding the maximum allowable quantity per control area indicated in Section 5003.1 shall be in accordance with Sections 5001, 5003, 6401 and 6403.

6403.1.1 Emergency shutoff. Compressed gas systems conveying pyrophoric gases shall be provided with approved manual or automatic emergency shutoff valves that can be activated at each point of use and at each source.

6403.1.1.1 Shutoff at source. An automatic emergency shutoff valve shall be installed on supply piping at the cylinder or bulk source. The shutoff valve shall be operated by a remotely located manually activated shutdown control located not less than 15 feet (4572

mm) from the source of supply. Manual or automatic cylinder valves are allowed to be used as the required emergency shutoff valve when the source of supply is limited to unmanifolded cylinder sources.

6403.1.1.2 Shutoff at point of use. A manual or automatic emergency shutoff valve shall be installed on the supply piping at the point of use or at a point where the equipment using the gas is connected to the supply system.

6403.2 Quantities exceeding the maximum allowable quantity per control area. The storage and use of pyrophoric materials in amounts exceeding the maximum allowable quantity per control area indicated in Section 5003.1 shall be in accordance with Chapter 50 and this chapter.

SECTION 6404 STORAGE

6404.1 Indoor storage. Indoor storage of pyrophoric materials in amounts exceeding the maximum allowable quantity per control area indicated in Table 5003.1.1(1), shall be in accordance with Sections 5001, 5003 and 5004 and this chapter.

The storage of silane gas, and gas mixtures with a silane concentration of 1.37 percent or more by volume, shall be in accordance with CGA G-13.

6404.1.1 Liquid-tight floor. In addition to the requirements of Section 5004.12, floors of storage areas containing pyrophoric liquids shall be of liquid-tight construction.

6404.1.2 Pyrophoric solids and liquids. Storage of pyrophoric solids and liquids shall be limited to a maximum area of 100 square feet (9.3 m²) per pile. Storage shall not exceed 5 feet (1524 mm) in height. Individual containers shall not be stacked.

PYROPHORIC MATERIALS

Aisles between storage piles shall be a minimum of 10 feet (3048 mm) in width.

Individual tanks or containers shall not exceed 500 gallons (1893 L) in capacity.

6404.1.3 Pyrophoric gases. Storage of pyrophoric gases shall be in detached buildings where required by Section 5003.8.2.

6404.1.4 Separation from incompatible materials. In addition to the requirements of Section 5003.9.8, indoor storage of pyrophoric materials shall be isolated from incompatible hazardous materials by 1-hour fire barriers with openings protected in accordance with the *California Building Code*.

Exception: Storage in approved hazardous materials storage cabinets constructed in accordance with Section 5003.8.7.

6404.2 Outdoor storage. Outdoor storage of pyrophoric materials in amounts exceeding the maximum allowable quantity per control area indicated in Table 5003.1.1(3) shall be in accordance with Sections 5001, 5003 and 5004, and this chapter.

The storage of silane gas, and gas mixtures with a silane concentration of 1.37 percent or more by volume, shall be in accordance with CGA G-13.

6404.2.1 Distance from storage to exposures. The separation of pyrophoric solids, liquids and gases from buildings, lot lines, public streets, public alleys, public ways or means of egress shall be in accordance with the following:

1. Solids and liquids. Two times the separation required by Chapter 57 for Class IB flammable liquids.
2. Gases. The location and maximum amount of pyrophoric gas per storage area shall be in accordance with Table 6404.2.1.

6404.2.2 Weather protection. When overhead construction is provided for sheltering outdoor storage areas of pyrophoric materials, the storage areas shall be provided with approved automatic fire-extinguishing system protection.

**SECTION 6405
USE**

6405.1 General. The use of pyrophoric materials in amounts exceeding the maximum allowable quantity per control area indicated in Table 5003.1.1(1) or 5003.1.1(3) shall be in accordance with Sections 5001, 5003, 5005 and this chapter.

6405.2 Weather protection. When overhead construction is provided for sheltering of outdoor use areas of pyrophoric materials, the use areas shall be provided with approved automatic fire-extinguishing system protection.

6405.3 Silane gas. The use of silane gas, and gas mixtures with a silane concentration of 1.37 percent or more by volume, shall be in accordance with CGA G-13.

**TABLE 6404.2.1
PYROPHORIC GASES—DISTANCE FROM STORAGE TO EXPOSURES^a**

MAXIMUM AMOUNT PER STORAGE AREA (cubic feet)	MINIMUM DISTANCE BETWEEN STORAGE AREAS (feet)	MINIMUM DISTANCE TO LOT LINES OF PROPERTY THAT CAN BE BUILT UPON (feet)	MINIMUM DISTANCE TO PUBLIC STREETS, PUBLIC ALLEYS OR PUBLIC WAYS (feet)	MINIMUM DISTANCE TO BUILDINGS ON THE SAME PROPERTY		
				Nonrated construction or openings within 25 feet	Two-hour construction and no openings within 25 feet	Four-hour construction and no openings within 25 feet
250	5	25	5	5	0	0
2,500	10	50	10	10	5	0
7,500	20	100	20	20	10	0

For SI: 1 foot = 304.8 mm, 1 cubic foot = 0.02832 m³.

a. The minimum required distances shall be reduced to 5 feet when protective structures having a minimum fire resistance of 2 hours interrupt the line of sight between the container and the exposure. The protective structure shall be at least 5 feet from the exposure. The configuration of the protective structure shall allow natural ventilation to prevent the accumulation of hazardous gas concentrations.

CALIFORNIA FIRE CODE – MATRIX ADOPTION TABLE CHAPTER 65 – PYROXYLIN (CELLULOSE NITRATE) PLASTICS

(Matrix Adoption Tables are non-regulatory, intended only as an aid to the user.)

See Chapter 1 for state agency authority and building applications.)

Adopting Agency	BSC	SFM		HCD			DSA		OSHPD				BSCC	DHS	AGR	DWR	CEC	CA	SL	SLC
		T-24	T-19*	1	2	1/AC	AC	SS	1	2	3	4								
Adopt Entire Chapter		X																		
Adopt Entire Chapter as amended (amended sections listed below)																				
Adopt only those sections that are listed below																				
[California Code of Regulations, Title 19, Division 1]																				
Chapter / Section																				

* The *California Code of Regulations* (CCR), Title 19, Division 1 provisions that are found in the *California Fire Code* are a reprint from the current CCR, Title 19, Division 1 text for the code user's convenience only. The scope, applicability and appeals procedures of CCR, Title 19, Division I remain the same.

CHAPTER 65

PYROXYLIN (CELLULOSE NITRATE) PLASTICS

SECTION 6501 GENERAL

6501.1 Scope. This chapter shall apply to the storage and handling of plastic substances, materials or compounds with cellulose nitrate as a base, by whatever name known, in the form of blocks, sheets, tubes or fabricated shapes.

Cellulose nitrate motion picture film shall comply with the requirements of Section 306.

6501.2 Permits. Permits shall be required as set forth in Section 105.6.

SECTION 6502 DEFINITIONS

6502.1 Terms defined in Chapter 2. Words and terms used in this chapter and defined in Chapter 2 shall have the meanings ascribed to them as defined therein.

SECTION 6503 GENERAL REQUIREMENTS

6503.1 Displays. Cellulose nitrate (pyroxylin) plastic articles are allowed to be placed on tables not more than 3 feet (914 mm) wide and 10 feet (3048 mm) long. Tables shall be spaced at least 3 feet (914 mm) apart. Where articles are displayed on counters, they shall be arranged in a like manner.

6503.2 Space under tables. Spaces underneath tables shall be kept free from storage of any kind and accumulation of paper, refuse and other combustible material.

6503.3 Location. Sales or display tables shall be so located that in the event of a fire at the table, the table will not interfere with free means of egress from the room in at least one direction.

6503.4 Lighting. Lighting shall not be located directly above cellulose nitrate (pyroxylin) plastic material, unless provided with a suitable guard to prevent heated particles from falling.

SECTION 6504 STORAGE AND HANDLING

6504.1 Raw material. Raw cellulose nitrate (pyroxylin) plastic material in a Group F building shall be stored and handled in accordance with Sections 6504.1.1 through 6504.1.7.

6504.1.1 Storage of incoming material. Where raw material in excess of 25 pounds (11 kg) is received in a building or fire area, an approved vented cabinet or approved vented vault equipped with an approved automatic sprinkler system shall be provided for the storage of material.

6504.1.2 Capacity limitations. Cabinets in any one workroom shall not contain more than 1,000 pounds (454 kg) of raw material. Each cabinet shall not contain more than 500 pounds (227 kg). Each compartment shall not contain more than 250 pounds (114 kg).

6504.1.3 Storage of additional material. Raw material in excess of that allowed by Section 6504.1.2 shall be kept in vented vaults not exceeding 1,500-cubic-foot capacity (43 m³) of total vault space, and with approved construction, venting and sprinkler protection.

6504.1.4 Heat sources. Cellulose nitrate (pyroxylin) plastic shall not be stored within 2 feet (610 mm) of heat-producing appliances, steam pipes, radiators or chimneys.

6504.1.5 Accumulation of material. In factories manufacturing articles of cellulose nitrate (pyroxylin) plastics, approved sprinklered and vented cabinets, vaults or storage rooms shall be provided to prevent the accumulation in workrooms of raw stock in process or finished articles.

PYROXYLIN (CELLULOSE NITRATE) PLASTICS

6504.1.6 Operators. In workrooms of cellulose nitrate (pyroxylin) plastic factories, operators shall not be stationed closer together than 3 feet (914 mm), and the amount of material per operator shall not exceed one shift's supply and shall be limited to the capacity of three tote boxes, including material awaiting removal or use.

6504.1.7 Waste material. Waste cellulose nitrate (pyroxylin) plastic materials such as shavings, chips, turnings, sawdust, edgings and trimmings shall be kept under water in metal receptacles until removed from the premises.

6504.2 Fire protection. The manufacture or storage of articles of cellulose nitrate (pyroxylin) plastic in quantities exceeding 100 pounds (45 kg) shall be located in a building or portion thereof equipped throughout with an approved automatic sprinkler system in accordance with Section 903.3.1.1.

6504.3 Sources of ignition. Sources of ignition shall not be located in rooms in which cellulose nitrate (pyroxylin) plastic in excess of 25 pounds (11 kg) is handled or stored.

6504.4 Heating. Rooms in which cellulose nitrate (pyroxylin) plastic is handled or stored shall be heated by low-pressure steam or hot water radiators.

CALIFORNIA FIRE CODE – MATRIX ADOPTION TABLE

CHAPTER 66 – UNSTABLE (REACTIVE) MATERIALS

(Matrix Adoption Tables are non-regulatory, intended only as an aid to the user.
See Chapter 1 for state agency authority and building applications.)

Adopting Agency	BSC	SFM		HCD			DSA		OSHPD				BSCC	DHS	AGR	DWR	CEC	CA	SL	SLC
		T-24	T-19*	1	2	1/AC	AC	SS	1	2	3	4								
Adopt Entire Chapter		X																		
Adopt Entire Chapter as amended (amended sections listed below)																				
Adopt only those sections that are listed below																				
[California Code of Regulations, Title 19, Division 1]																				
Chapter / Section																				

* The California Code of Regulations (CCR), Title 19, Division 1 provisions that are found in the California Fire Code are a reprint from the current CCR, Title 19, Division 1 text for the code user's convenience only. The scope, applicability and appeals procedures of CCR, Title 19, Division I remain the same.

CHAPTER 66

UNSTABLE (REACTIVE) MATERIALS

SECTION 6601 GENERAL

6601.1 Scope. The storage and use of unstable (reactive) materials shall be in accordance with this chapter. Compressed gases shall also comply with Chapter 53.

Exceptions:

1. Display and storage in Group M and storage in Group S occupancies complying with Section 5003.11.
2. Detonable unstable (reactive) materials shall be stored in accordance with Chapter 56.

6601.2 Permits. Permits shall be required as set forth in Section 105.6.

SECTION 6602 DEFINITION

6602.1 Definition. The following term is defined in Chapter 2:

UNSTABLE (REACTIVE) MATERIAL.

- Class 4.
- Class 3.
- Class 2.
- Class 1.

SECTION 6603 GENERAL REQUIREMENTS

6603.1 Quantities not exceeding the maximum allowable quantity per control area. Quantities of unstable (reactive) materials not exceeding the maximum allowable quantity per

control area shall be in accordance with Sections 6603.1.1 through 6603.1.2.5.

6603.1.1 General. The storage and use of unstable (reactive) materials in amounts not exceeding the maximum allowable quantity per control area indicated in Section 5003.1 shall be in accordance with Sections 5001, 5003, 6601 and 6603.

6603.1.2 Limitations for indoor storage and use by occupancy. The indoor storage of unstable (reactive) materials shall be in accordance with Sections 6603.1.2.1 through 6603.1.2.5.

6603.1.2.1 Group A, E, I or U occupancies. In Group A, E, I or U occupancies, any amount of Class 3 and 4 unstable (reactive) materials shall be stored in accordance with the following:

1. Class 3 and 4 unstable (reactive) materials shall be stored in hazardous material storage cabinets complying with Section 5003.8.7.
2. The hazardous material storage cabinets shall not contain other storage.

6603.1.2.2 Group R occupancies. Class 3 and 4 unstable (reactive) materials shall not be stored or used within Group R occupancies.

6603.1.2.3 Group M occupancies. Class 4 unstable (reactive) materials shall not be stored or used in retail sales portions of Group M occupancies.

6603.1.2.4 Offices. Class 3 and 4 unstable (reactive) materials shall not be stored or used in offices of Group B, F, M or S occupancies.

6603.1.2.5 Classrooms. In classrooms in Group B, F or M occupancies, any amount of Class 3 and 4 unstable

UNSTABLE (REACTIVE) MATERIALS

(reactive) materials shall be stored in accordance with the following:

1. Class 3 and 4 unstable (reactive) materials shall be stored in hazardous material storage cabinets complying with Section 5003.8.7.
2. The hazardous material storage cabinets shall not contain other storage.

6603.2 Quantities exceeding the maximum allowable quantity per control area. The storage and use of unstable (reactive) materials in amounts exceeding the maximum allowable quantity per control area indicated in Section 5003.1 shall be in accordance with Chapter 50 and this chapter.

SECTION 6604 STORAGE

6604.1 Indoor storage. Indoor storage of unstable (reactive) materials in amounts exceeding the maximum allowable quantity per control area indicated in Table 5003.1.1(1) shall be in accordance with Sections 5001, 5003, 5004 and this chapter.

In addition, Class 3 and 4 unstable (reactive) detonable materials shall be stored in accordance with the *California Building Code* requirements for explosives.

6604.1.1 Detached storage. Storage of unstable (reactive) materials shall be in detached buildings when required in Section 5003.8.2.

6604.1.2 Explosion control. Indoor storage rooms, areas and buildings containing Class 3 or 4 unstable (reactive) materials shall be provided with explosion control in accordance with Section 911.

6604.1.3 Liquid-tight floor. In addition to Section 5004.12, floors of storage areas for liquids and solids shall be of liquid-tight construction.

6604.1.4 Storage configuration. Unstable (reactive) materials stored in quantities greater than 500 cubic feet (14 m³) shall be separated into piles, each not larger than 500 cubic feet (14 m³). Aisle width shall not be less than the height of the piles or 4 feet (1219 mm), whichever is greater.

Exception: Materials stored in tanks.

6604.1.5 Location in building. Unstable (reactive) materials shall not be stored in basements.

6604.2 Outdoor storage. Outdoor storage of unstable (reactive) materials in amounts exceeding the maximum allowable quantities per control area indicated in Table 5003.1.1(3) shall be in accordance with Sections 5001, 5003, 5004 and this chapter.

6604.2.1 Distance from storage to exposures Class 4 and 3 (detonable) materials. Outdoor storage of Class 4 or 3 (detonable) unstable (reactive) material shall be in accordance with Table 5604.5.2(2). The number of pounds of material listed in the table shall be the net weight of the material present. Alternatively, the number of pounds of material shall be based on a trinitrotoluene (TNT) equivalent weight.

6604.2.2 Distance from storage to exposures Class 3 (deflagratable) materials. Outdoor storage of deflagratable Class 3 unstable (reactive) materials shall be in accordance with Table 5604.5.2(3). The number of pounds of material listed shall be the net weight of the material present.

6604.2.3 Distance from storage to exposures Class 2 and 1 materials. Outdoor storage of Class 2 or 1 unstable (reactive) materials shall not be located within 20 feet (6096 mm) of buildings not associated with the manufacture or distribution of such materials, lot lines, public streets, public alleys, public ways or means of egress. The minimum required distance shall not apply when fire barriers without openings or penetrations having a minimum fire-resistance rating of 2 hours interrupt the line of sight between the storage and the exposure. The fire barrier shall either be an independent structure or the exterior wall of the building adjacent to the storage area.

6604.2.4 Storage configuration. Piles of unstable (reactive) materials shall not exceed 1,000 cubic feet (28 m³).

6604.2.5 Aisle widths. Aisle widths between piles shall not be less than one-half the height of the pile or 10 feet (3048 mm), whichever is greater.

SECTION 6605 USE

6605.1 General. The use of unstable (reactive) materials in amounts exceeding the maximum allowable quantity per control area indicated in Table 5003.1.1(1) or 5003.1.1(3) shall be in accordance with Sections 5001, 5003, 5005 and this chapter.

CALIFORNIA FIRE CODE – MATRIX ADOPTION TABLE
CHAPTER 67 – WATER-REACTIVE SOLIDS AND LIQUIDS
 (Matrix Adoption Tables are non-regulatory, intended only as an aid to the user.
 See Chapter 1 for state agency authority and building applications.)

Adopting Agency	BSC	SFM		HCD			DSA		OSHPD				BSCC	DHS	AGR	DWR	CEC	CA	SL	SLC
		T-24	T-19*	1	2	1/AC	AC	SS	1	2	3	4								
Adopt Entire Chapter		X																		
Adopt Entire Chapter as amended (amended sections listed below)																				
Adopt only those sections that are listed below																				
[California Code of Regulations, Title 19, Division 1]																				
Chapter / Section																				

* The *California Code of Regulations* (CCR), Title 19, Division 1 provisions that are found in the *California Fire Code* are a reprint from the current CCR, Title 19, Division 1 text for the code user's convenience only. The scope, applicability and appeals procedures of CCR, Title 19, Division I remain the same.

CHAPTER 67
WATER-REACTIVE SOLIDS AND LIQUIDS

SECTION 6701
GENERAL

6701.1 Scope. The storage and use of water-reactive solids and liquids shall be in accordance with this chapter.

Exceptions:

1. Display and storage in Group M and storage in Group S occupancies complying with Section 5003.11.
2. Detonable water-reactive solids and liquids shall be stored in accordance with Chapter 56.

6701.2 Permits. Permits shall be required as set forth in Section 105.6.

SECTION 6702
DEFINITION

6702.1 Definition. The following term is defined in Chapter 2:

WATER-REACTIVE MATERIAL.

- Class 3.
- Class 2.
- Class 1.

SECTION 6703
GENERAL REQUIREMENTS

6703.1 Quantities not exceeding the maximum allowable quantity per control area. The storage and use of water-reactive solids and liquids in amounts not exceeding the maximum allowable quantity per control area indicated in Section 5003.1 shall be in accordance with Sections 5001, 5003, 6701 and 6703.

6703.2 Quantities exceeding the maximum allowable quantity per control area. The storage and use of water-reactive solids and liquids in amounts exceeding the maximum allowable quantity per control area indicated in Section 5003.1 shall be in accordance with Chapter 50 and this chapter.

SECTION 6704
STORAGE

6704.1 Indoor storage. Indoor storage of water-reactive solids and liquids in amounts exceeding the maximum allowable quantity per control area indicated in Table 5003.1.1(1), shall be in accordance with Sections 5001, 5003, 5004 and this chapter.

6704.1.1 Detached storage. Storage of water-reactive solids and liquids shall be in detached buildings when required by Section 5003.8.2.

6704.1.2 Liquid-tight floor. In addition to the provisions of Section 5004.12, floors in storage areas for water-reactive solids and liquids shall be of liquid-tight construction.

6704.1.3 Waterproof room. Rooms or areas used for the storage of water-reactive solids and liquids shall be constructed in a manner which resists the penetration of water through the use of waterproof materials. Piping carrying water for other than approved automatic sprinkler systems shall not be within such rooms or areas.

6704.1.4 Water-tight containers. When Class 3 water-reactive solids and liquids are stored in areas equipped with an automatic sprinkler system, the materials shall be stored in closed water-tight containers.

6704.1.5 Storage configuration. Water-reactive solids and liquids stored in quantities greater than 500 cubic feet

WATER-REACTIVE SOLIDS AND LIQUIDS

(14 m³) shall be separated into piles, each not larger than 500 cubic feet (14 m³). Aisle widths between piles shall not be less than the height of the pile or 4 feet (1219 mm), whichever is greater.

Exception: Water-reactive solids and liquids stored in tanks.

Class 2 water-reactive solids and liquids shall not be stored in basements unless such materials are stored in closed water-tight containers or tanks.

Class 3 water-reactive solids and liquids shall not be stored in basements.

Class 2 or 3 water-reactive solids and liquids shall not be stored with flammable liquids.

6704.1.6 Explosion control. Indoor storage rooms, areas and buildings containing Class 2 or 3 water-reactive solids and liquids shall be provided with explosion control in accordance with Section 911.

6704.2 Outdoor storage. Outdoor storage of water-reactive solids and liquids in quantities exceeding the maximum allowable quantity per control area indicated in Table 5003.1.1(3) shall be in accordance with Sections 5001, 5003, 5004 and this chapter.

6704.2.1 General. Outdoor storage of water-reactive solids and liquids shall be within tanks or closed water-tight containers and shall be in accordance with Sections 6704.2.2 through 6704.2.5.

6704.2.2 Class 3 distance to exposures. Outdoor storage of Class 3 water-reactive solids and liquids shall not be within 75 feet (22 860 mm) of buildings, lot lines, public streets, public alleys, public ways or means of egress.

6704.2.3 Class 2 distance to exposures. Outdoor storage of Class 2 water-reactive solids and liquids shall not be within 20 feet (6096 mm) of buildings, lot lines, public streets, public alleys, public ways or means of egress. A 2-hour fire barrier without openings or penetrations, and extending not less than 30 inches (762 mm) above and to the sides of the storage area, is allowed in lieu of such distance. The wall shall either be an independent structure, or the exterior wall of the building adjacent to the storage area.

6704.2.4 Storage conditions. Class 3 water-reactive solids and liquids shall be limited to piles not greater than 500 cubic feet (14 m³).

Class 2 water-reactive solids and liquids shall be limited to piles not greater than 1,000 cubic feet (28 m³).

Aisle widths between piles shall not be less than one-half the height of the pile or 10 feet (3048 mm), whichever is greater.

6704.2.5 Containment. Secondary containment shall be provided in accordance with the provisions of Section 5004.2.2.

SECTION 6705 USE

6705.1 General. The use of water-reactive solids and liquids in amounts exceeding the maximum allowable quantity per control area indicated in Table 5003.1.1(1) or 5003.1.1(3) shall be in accordance with Sections 5001, 5003, 5005 and this chapter.

**CHAPTERS 68 through 79
RESERVED**



CALIFORNIA FIRE CODE – MATRIX ADOPTION TABLE CHAPTER 80 – REFERENCED STANDARDS

(Matrix Adoption Tables are non-regulatory, intended only as an aid to the user.
See Chapter 1 for state agency authority and building applications.)

Adopting Agency	BSC	SFM		HCD			DSA		OSHPD				BSCC	DHS	AGR	DWR	CEC	CA	SL	SLC
		T-24	T-19*	1	2	1/AC	AC	SS	1	2	3	4								
Adopt Entire Chapter																				
Adopt Entire Chapter as amended (amended sections listed below)		X																		
Adopt only those sections that are listed below																				
[California Code of Regulations, Title 19, Division 1]																				
Chapter / Section																				
ASME BPE-2009		X																		
FM3260—00		X																		
FM3011—99		X																		
FM4430—80		X																		
ICC ES AC 331		X																		
ICC ES AC 77		X																		
NFPA 13—13		X																		
NFPA 13D—13		X																		
NFPA 13R—13		X																		
NFPA 14—13		X																		
NFPA 20—13		X																		
NFPA 22—13		X																		
NFPA 24—13		X																		
NFPA 25—11 CA		X																		
NFPA 31—11		X																		
NFPA 32—07		X																		
NFPA 37—10		X																		
NFPA 51—13		X																		
NFPA 51A—12		X																		
NFPA 52—13		X																		
NFPA 54—12		X																		
NFPA 59A—13		X																		
NFPA 72—13		X																		
NFPA 80—13		X																		
NFPA 82—09		X																		
NFPA 92—12		X																		
NFPA 92a—12		X																		
NFPA 99—12		X																		
NFPA 101—12		X																		
NFPA 105—13		X																		
NFPA 110—13		X																		
NFPA 111—13		X																		
NFPA 120—10		X																		
NFPA 170—09		X																		
NFPA 204—12		X																		
NFPA 211—13		X																		
NFPA 241—13		X																		
NFPA 260—13		X																		
NFPA 261—13		X																		
NFPA 289—13		X																		

(continued)

CHAPTER 80 – REFERENCED STANDARDS—continued

Adopting Agency	BSC	SFM		HCD			DSA		OSHPD				BSCC	DHS	AGR	DWR	CEC	CA	SL	SLC
		T-24	T-19*	1	2	1/AC	AC	SS	1	2	3	4								
Adopt Entire Chapter																				
Adopt Entire Chapter as amended (amended sections listed below)		X																		
Adopt only those sections that are listed below																				
[California Code of Regulations, Title 19, Division 1]																				
Chapter / Section																				
NFPA 318—12		X																		
NFPA 385— 2		X																		
NFPA 400—13		X																		
NFPA 409—11		X																		
NFPA 495—13		X																		
NFPA 498—13		X																		
NFPA 505—13		X																		
NFPA 654—13		X																		
NFPA 703—12		X																		
NFPA 720—12		X																		
NFPA 1122—13		X																		
NFPA 1124—13		X																		
NFPA 1127—13		X																		
NFPA 2001—08		X																		
SFM 12-3		X																		
SFM 12-7-3		X																		
SFM 12-7A-1		X																		
SFM 12-7A-2		X																		
SFM 12-7A-3		X																		
SFM 12-7A-4		X																		
SFM 12-7A-4A		X																		
SFM 12-7A-5		X																		
SFM 12-8-100		X																		
SFM 12-10-1		X																		
SFM 12-10-2		X																		
SFM 12-10-3		X																		
UL 13—96		X																		
UL 38—99		X																		
UL 193—04		X																		
UL 199—95		X																		
UL 217—06		X																		
UL 228—97		X																		
UL 260—04		X																		
UL 262—04		X																		
UL 268A—98		X																		
UL 312—04		X																		
UL 346—05		X																		
UL 464—03		X																		
UL 497B—04		X																		

(continued)

CHAPTER 80 – REFERENCED STANDARDS—continued

Adopting Agency	BSC	SFM		HCD			DSA		OSHPD				BSCC	DHS	AGR	DWR	CEC	CA	SL	SLC
		T-24	T-19*	1	2	1/AC	AC	SS	1	2	3	4								
Adopt Entire Chapter																				
Adopt Entire Chapter as amended (amended sections listed below)		X																		
Adopt only those sections that are listed below																				
[California Code of Regulations, Title 19, Division 1]																				
Chapter / Section																				
UL 521—99		X																		
UL 539—00		X																		
UL 632—00		X																		
UL 753—04		X																		
UL 791—06		X																		
UL 813—96		X																		
UL 864—03		X																		

* The *California Code of Regulations* (CCR), Title 19, Division 1 provisions that are found in the *California Fire Code* are a reprint from the current CCR, Title 19, Division 1 text for the code user's convenience only. The scope, applicability and appeals procedures of CCR, Title 19, Division I remain the same.

Part VI—Referenced Standards

CHAPTER 80 REFERENCED STANDARDS

This chapter lists the standards that are referenced in various sections of this document. The standards are listed herein by the promulgating agency of the standard, the standard identification, the effective date and title, and the section or sections of this document that reference the standard. The application of the referenced standards shall be as specified in Section 102.7.

AASHTO American Association of State Highway and Transportation Officials
444 North Capitol Street, Northwest, #249
Washington, DC 20001

Standard reference number	Title	Referenced in code section number
HB-17—2002	Specification for Highway Bridges, 17th Edition 2002.	503.2.6

AFSI Architectural Fabric Structures Institute
c/o Industrial Fabric Association International
1801 County Road B West
Roseville, MN 55113

Standard reference number	Title	Referenced in code section number
ASI—77	Design and Standard Manual	3103.10.2

REFERENCED STANDARDS

API

American Petroleum Institute
1220 L Street, Northwest
Washington, DC 20005

Standard reference number	Title	Referenced in code section number
Spec 12P—(1995) (Reaffirmed 2000)	Specification for Fiberglass Reinforced Plastic Tanks	5704.2.13.1.5
RP 651—(1997)	Cathodic Protection of Aboveground Petroleum Storage Tanks	5706.7, 5706.7.1
Std 653—(2001)	Tank Inspection, Repair, Alteration and Reconstruction	5706.7
RP 752—(2003)	Management of Hazards Associated with Location of Process Plant Buildings, CMA Managers Guide	5706.7
RP 1604—(1996)	Closure of Underground Petroleum Storage Tanks	5704.2.13
RP 1615—(1996)	Installation of Underground-petroleum Storage Systems	5704.2.13.1.5, 5706.7
Std 2000—(1998)	Venting Atmosphere and Low-pressure Storage Tanks: Nonrefrigerated and Refrigerated	5704.2.7.3.2, 5704.2.7.3.6
RP 2001—(2005)	Fire Protection in Refineries, 8th Edition	5706.7
RP 2003—(1998)	Protection Against Ignitions Arising out of Static, Lightning and Stray Currents	5706.7
Publ 2009—(2002)	Safe Welding and Cutting Practices in Refineries, Gas Plants and Petrochemical Plants	5706.7
Std 2015—(2001)	Safe Entry and Clearing of Petroleum Storage Tanks	5706.7, 5706.7.2
RP 2023—(2001)	Guide for Safe Storage and Handling of Heated Petroleum-derived Asphalt Products and Crude-oil Residue	5706.7, 5706.7.3
Publ 2028—(2002)	Flame Arrestors in Piping Systems	5704.2.7.3.2
Publ 2201—(2003)	Procedures for Welding or Hot Tapping on Equipment in Service	5706.7
RP 2350—(2005)	Overfill Protection for Storage Tanks in Petroleum Facilities, 3rd Edition	5704.2.7.5.8, 5706.4.6, 5706.7

ASME

The American Society of Mechanical Engineers
Three Park Avenue
New York, NY 10016-5990

Standard reference number	Title	Referenced in code section number
> A13.1—2007	Scheme for the Identification of Piping Systems	3509.3, 5003.2.2.1, 5303.4.3, 5503.4.5, 5703.5.2
A17.3—2008	Safety Code for Existing Elevators and Escalators	1103.3
A18.1—2008	Safety Standard for Platform Lifts and Stairway Chair Lifts	604.2.6
B16.18—2001 (Reaffirmed 2005)	Cast Copper-Alloy Solder Joint Pressure Fittings	909.13.1
B16.22—2001 (Reaffirmed 2005)	Wrought Copper and Copper-Alloy Solder-joint Pressure Fittings	909.13.1
B31.1—2007	Power Piping with B31.1a—2008 Addenda	5003.2.2, Table 5703.6.2
B31.3—2004	Process Piping	5003.2.2.2, Table 5703.6.2
B31.4—2006	Pipeline Transportation Systems for Liquid Hydrocarbons and Other Liquids	Table 5703.6.2
B31.9—2008	Building Services Piping	Table 5703.6.2, 5703.6.3, 5703.6.11
BPE—2009	Bio-processing Equipment Standard	
BPVC—2007	ASME Boiler and Pressure Vessel Code (Sections I, II, IV, V & VI, VIII)	5003.2.1, 5303.2, 5303.3.2, 5503.4.3, 5503.7, 5704.2.13.1.5, 5806.3.1, 5806.4.1, 5806.4.8

ASTM

ASTM International
100 Barr Harbor Drive
West Conshohocken, PA 19428-2959

Standard reference number	Title	Referenced in code section number
B 42—02e01	Specification for Seamless Copper Pipe, Standard Sizes	909.13.1
B 43—98(2004)	Specification for Seamless Red Brass Pipe, Standard Sizes	909.13.1
B 68—02	Specification for Seamless Copper Tube, Bright Annealed	909.13.1
B 88—03	Specification for Seamless Copper Water Tube	909.13.1
B 251—02e01	Specification for General Requirements for Wrought Seamless Copper and Copper-alloy Tube	909.13.1
B 280—08	Specification for Seamless Copper Tube for Air Conditioning and Refrigeration Field Service	909.13.1
D 56—05	Test Method for Flash Point by Tag Closed Tester	202

ASTM—continued

D 86—09	Test Method for Distillation of Petroleum Products at Atmospheric Pressure	202
D 92—05a	Test Method for Flash and Fire Points by Cleveland Open Cup	202, 2401.2, 5701.2
D 93—08	Test Method for Flash Point by Pensky-Martens Closed Up Tester	202
D 323—08	Test Method for Vapor Pressure of Petroleum Products (Reid Method)	202
D 2859—06	Standard Test Method for Ignition Characteristics of Finished Textile Floor Covering Materials	804.3.3.1, 804.3.3.2
D 3278—96(2004)e1	Test Methods for Flash Point of Liquids by Small Scale Closed-cup Apparatus	202
E 84—09	Test Method for Surface Burning Characteristics of Building Materials	202, 803.1, 803.1.1, 803.1.2, 803.5.1, 803.5.2, 803.6, 803.9, 804.1, 804.1.1, 804.2.4
E 108—07a	Test Methods for Fire Tests of Roof Coverings	317.3
E 681—04	Test Method for Concentration Limits of Flammability of Chemicals (Vapors and Gases)	202
E 1354—09	Standard Test Method for Heat and Visible Smoke Release Rates for Materials and Products Using an Oxygen Consumption Calorimeter	304.3.2, 304.3.4, 318.1, 808.1, 808.2
E 1529—06	Test Method for Determining Effects of Large Hydrocarbon Pool Fires on Structural Members and Assemblies	5704.2.9.2.3
E 1537—07	Test Method for Fire Testing of Upholstered Furniture	805.1.1.2, 805.2.1.2, 805.3.1.2, 805.4.1.2
E 1590—07	Test Method for Fire Testing of Mattresses	805.1.2.2, 805.2.2.2, 805.3.2.2, 805.4.2.2
E 1966—07	Test Method for Fire-resistant Joint Systems	202
E 2072—04	Standard Specification for Pholuminescent (Phosphorescent) Safety Markings	1024.4
E 2404—08	Standard Practice for Specimen Preparation and Mounting of Textile, Paper or Vinyl Wall or Ceiling Coverings to Assess Surface Burning Characteristics	803.5.2, 803.6
E 2573—07a	Standard Practice for Specimen Preparation and Mounting of Site-fabricated Stretch Systems to Assess Surface Burning Characteristics	803.9
F 2006—10	Standard/Safety Specification for Window Fall Prevention Devices for Non-Emergency Escape (Egress) and Rescue (Ingress) Windows	1013.8
F 2090—10	Specification for Window Fall Prevention Devices with Emergency Escape (Egress) Release Mechanisms	1013.8, 1013.8.1
F 2200—05	Standard Specification for Automated Vehicular Gate Construction	503.5, 503.6, D103.5

BHMA

Builders Hardware Manufacturers' Association
355 Lexington Avenue, 17th Floor
New York, NY 10017-6603

Standard reference number	Title	Referenced in code section number
A156.10—2011	American National Standard for Power-operated Pedestrian Doors	1008.1.4.2
A156.19—2007	American National Standard for Power Assist and Low-energy Power-operated Doors	1008.1.4.2

CA

State of California Department of Consumer Affairs
Bureau of Home Furnishings and Thermal Insulation
3485 Orange Grove Avenue
North Highlands, CA 95660-5595

Standard reference number	Title	Referenced in code section number
California Technical Bulletin 129—1992	Flammability Test Procedure for Mattresses for Use in Public Buildings	805.1.1.2, 805.2.2.2, 805.3.2.2, 805.4.2.2
California Technical Bulletin 133—1991	Flammability Test Procedure for Seating Furniture for Use in Public Occupancies	805.1.1.2, 805.2.1.2, 805.4.1.2

REFERENCED STANDARDS

CGA

Compressed Gas Association
4221 Walney Road, 16th Floor
Arlington, VA 20151-2923

Standard reference number	Title	Referenced in code section number
C-7—(2004)	Guide to the Preparation of Precautionary Labeling and Marking of Compressed Gas Containers	5303.4.2, 5503.4.2
G-13—(2006)	Storage and Handling of Silane and Silane Mixtures (an American National Standard) . .	6404.1, 6404.2, 6405.3
P-1—(2000)	Safe Handling of Compressed Gases in Containers	5305.7
ANSI/P-18—(2006)	Standard for Bulk Inert Gas Systems at Consumer Sites (an American National Standard)	5501.1
P-20—(2003)	Standard for Classification of Toxic Mixtures	E103.1.3.1
P-23—(2003)	Standard for Categorizing Gas Mixtures Containing Flammable and Nonflammable Components	E102.1.2
S-1.1—(2005)	Relief Device Standards—Part 1—Cylinders for Compressed Gases	5303.3.2, 5503.2
S-1.2—(2005)	Pressure Relief Device Standards—Part 2—Cargo and Portable Tanks for Compressed Gases	5303.3.2, 5503.2
S-1.3—(2005)	Pressure Relief Device Standards—Part 3—Stationary Storage Containers for Compressed Gases	5303.3.2, 5503.2
V-1—(2005)	Standard for Gas Cylinder Valve Outlet and Inlet Connections	3505.2.1

CGR

Coast Guard Regulations
c/o Superintendent of Documents
U.S. Government Printing Office
Washington, DC 20402-9325

Standard reference number	Title	Referenced in code section number
46 CFR Parts 30, 32, 35 & 39—1999	Shipping	5706.8

CPSC

Consumer Product Safety Commission
4330 East West Highway
Bethesda, MD 20814

Standard reference number	Title	Referenced in code section number
16 CFR Part 1500.41—2009	Method for Testing Primary Irritant Substances	202
16 CFR Part 1500.42—2009	Test for Eye Irritants	202
16 CFR Part 1500.44—2009	Method for Testing Extremely Flammable and Flammable Solids	202
16 CFR Part 1500—2009	Hazardous Substances and Articles; Administration and Enforcement Regulations	202, 5601.1.3
16 CFR Part 1507—2002	Fireworks Devices	5601.1.3
16 CFR Part 1630—2007	Standard for the Surface Flammability of Carpets and Rugs	804.3.3.1, 804.3.3.2

DOC

U.S. Department of Commerce
1401 Constitution Avenue, NW
Washington, DC 20230

Standard reference number	Title	Referenced in code section number
16 CFR Part 1632—2009	Standard for the Flammability of Mattress and Mattress Pads (FF 4-72, Amended)	805.1.2.1, 805.2.2.1, 805.3.2.1, 805.4.2.1

DOL

U.S. Department of Labor
 c/o Superintendent of Documents
 U.S. Government Printing Office
 Washington, DC 20402-9325

Standard reference number	Title	Referenced in code section number
29 CFR Part 1910.1000—2009	Air Contaminants	202, 2104.2.1
29 CFR Part 1910.1200—2009	Hazard Communication	202, 5603.6

DOTn

U.S. Department of Transportation
 Office of Hazardous Material Safety
 1200 New Jersey Avenue, SE
 East Building, 2nd Floor
 Washington, DC 20590

Standard reference number	Title	Referenced in code section number
33 CFR Part 154—1998	Facilities Transferring Oil or Hazardous Material in Bulk	5706.8
33 CFR Part 155—1998	Oil or Hazardous Material Pollution Prevention Regulations for Vessels.	5706.8
33 CFR Part 156 —1998	Oil and Hazardous Material Transfer Operations	5706.8
49 CFR Parts 100-185—2005	Hazardous Materials Regulations	202, 3505.4, 5303.2, 5503.4.3, 5503.7, 5601.1, 5601.1.3, 5601.3, 5706.5.1.15
49 CFR Part 172—2009	Hazardous Materials Tables, Special Provisions, Hazardous Materials Communications, Emergency Response Information and Training Requirements	5604.6.5.2
49 CFR Part 173—2009	Shippers—General Requirements for Shipments and Packagings	5606.3
49 CFR Part 173.137—2009	Shippers—General Requirements for Shipments and Packagings: Class 8—Assignment of Packing Group	202

DOTy

U.S. Department of Treasury
 c/o Superintendent of Documents
 U.S. Government Printing Office
 Washington, DC 20402-9325

Standard reference number	Title	Referenced in code section number
27 CFR Part 55—1998	Commerce in Explosives, as amended through April 1, 1998.	202, 5604.6.5.2

EN

European Committee for Standardization (EN)
 Central Secretariat
 Rue de Stassart 36
 B-10 50 Brussels

Standard reference number	Title	Referenced in code section number
European Standard EN 1081	1998 Resilient Floor Coverings—Determination of the Electrical Resistance	2309.5.1.1

REFERENCED STANDARDS

EPA

Environmental Protection Agency
 Ariel Rios Building
 1200 Pennsylvania Avenue, NW
 Washington, DC 20460

Standard reference number	Title	Referenced in code section number
40 CFR Part 355—2008	Emergency Planning and Notification	H101.4

FCC

Federal Communications Commission
 Wireless Telecommunications Bureau (WTB)
 445 12th Street, SW
 Washington, DC 20554

Standard reference number	Title	Referenced in code section number
47 CFR Part 90.219—2007	Private Land Mobile Radio Services—Use of Signal Boosters	510.5.4

FM

Factory Mutual
 Standards Laboratories Department
 1151 Boston-Providence Turnpike
 Norwood, MA 02062

Standard reference number	Title	Referenced in code section number
3260—00	<i>Radiant Energy-Sensing Fire Detectors for Automatic Fire Alarm Signaling</i>	
3011—99	<i>Approval Standard for Central Station Service for Fire Alarm and Protective Equipment Supervision</i>	907.7.5.2
4430—80	<i>Acceptance Criteria for Smoke and Heat Vents</i>	910.3.1

ICC

International Code Council, Inc.
 500 New Jersey Avenue, NW, 6th Floor
 Washington, DC 20001

Standard reference number	Title	Referenced in code section number
> ICC 300—12	Standard on Bleachers, Folding and Telescopic Seating and Grandstands	1028.1.1, 1028.14.2
ICC ES AC 331	<i>Acceptance Criteria for Smoke and Heat Vents</i>	910.3.1
ICC ES AC 77	<i>Acceptance Criteria for Smoke Containment Systems Used with Fire-resistance-rated Elevator Hoistway Doors and Frames</i>	707.14.1
> IWUIC—12	International Wildland-Urban Interface Code®	B103.3

ISO

International Organization for Standardization (ISO)
 ISO Central Secretariat
 1 ch, de la Voie-Creuse, Case postale 56
 CH-1211 Geneva 20, Switzerland

Standard reference number	Title	Referenced in code section number
ISO 8115—86	Cotton Bales—Dimensions and Density.	Table 2704.2.2.1, Table 5003.1.1(1)

NEMA

National Electrical Manufacturer's Association
1300 N. 17th Street, Suite 1752
Rosslyn, VA 22209

Standard reference number	Title	Referenced in code section number
250—2003	Enclosures for Electrical Equipment (1,000 Volt Maximum)	6005.2

NFPA

National Fire Protection Association
1 Batterymarch Park
Quincy, MA 02169-7471

Standard reference number	Title	Referenced in code section number
11—13	Low-, Medium- and High-expansion Foam	904.7, 5704.2.9.2.2
12—11	Carbon Dioxide Extinguishing Systems	Table 901.6.1, 904.8, 904.11
12A—09	Halon 1301 Fire Extinguishing Systems	Table 901.6.1, 904.9
13—13	Installation of Sprinkler Systems <i>as amended</i> *	903.3.1.1, 903.3.2, 903.3.5.1.1, 903.3.5.2, 904.11, 905.3.4, 907.6.3, 1009.3, 3201.1, 3204.2, Table 3206.2, 3206.9, 3207.2, 3207.2.1, 3208.2.2, 3208.2.2.1, 3208.4, 3210.1, 3401.1, 5104.1, 5106.5.7, 5704.3.3.9, Table 5704.3.6.3(7), 5704.3.7.5.1, 5704.3.8.4

***NFPA 13, Amended Sections as follows:
Revise Section 2.2 and add publications as follows:
2.2 NFPA Publications.**

NFPA 25, Standard for the Inspection, Testing, and Maintenance of Water-Based Fire Protection Systems, 2006 California edition.

Add a new definition as 3.4.1.1 to read as follows:

3.4.1.1 Premixed Antifreeze Solution. A mixture of an antifreeze material with water that is prepared by the manufacturer with a quality control procedure in place that ensures that the antifreeze solution remains homogeneous.

Revise 7.6.1.5 to read as follows:

7.6.1.5 A placard shall be placed on the antifreeze system main valve that indicates the manufacture type and brand of the antifreeze solution, the concentration by volume of the antifreeze solution used, and the volume of the antifreeze solution used in the system.

Revise 7.6.2.1 to read as follows:

7.6.2.1 Antifreeze solutions shall be limited to premixed antifreeze solutions of glycerin (chemically pure or United States Pharmacopoeia 96.5%) at a maximum concentration of 50% by volume, or propylene glycol at a maximum concentration of 40% by volume.

Add a new 7.6.2.1.1 to read:

7.6.2.1.1 Premixed antifreeze solutions of propylene glycol exceeding 40% concentration by volume shall be permitted for use with ESFR sprinklers where the ESFR sprinklers are listed for such use in a specific application.

Add new 7.6.2.1.2 to read as follows:

7.6.2.1.2 Premixed antifreeze solutions other than those described in 7.6.2.1 that are listed for use in sprinkler systems shall be permitted to be used.

NFPA—continued
TABLE A.7.6.2.1 PROPERTIES OF GLYCERIN AND PROPYLENE GLYCOL

MATERIAL	SOLUTION (by volume)	SPECIFIC GRAVITY AT 77°F (25°C)	FREEZING POINT	
			°F	°C
Glycerin (C.P. or U.S.P. grade)	0%	1.000	32	
	5	1.014	31	-0.5
	10	1.029	28	-2.2
	15	1.043	25	-3.9
	20	1.059	20	-6.7
	25	1.071	16	-8.9
	30	1.087	10	-12
	35	1.100	4	-15.5
	40	1.114	-2	-19
	45	1.130	-11	-24
	50%	1.141	-19	-28
Propylene glycol	0%	1.000	32	0
	5	1.004	26	-3
	10	1.008	25	-4
	15	1.012	22	-6
	20	1.016	19	-7
	25	1.020	15	-10
	30	1.024	11	-12
	35	1.028	2	-17
	40%	1.032	-6	-21

C.P.: Chemically Pure; U.S.P.: United States Pharmacopoeia 96.5%.

Add a new 7.6.2.1.3 to read as follows:

7.6.2.1.3 All premixed antifreeze solutions shall be provided with a certificate from the manufacturer indicating the type of antifreeze, concentration by volume, and freezing point.

Delete current Table 7.6.2.2 and replace it with the following table in the annex renumbered as Table A.7.6.2.1

A.7.6.2.1 See Table A.7.6.2.1.

Delete 7.6.2.3 and Table 7.6.2.3.

Revise 7.6.2.4 to read as follows:

7.6.2.4 A premix antifreeze solution with a freezing point below the expected minimum temperature for the locality shall be provided.

Delete existing 7.6.2.5 as well as the Figures 7.6.2.5(a), 7.6.2.5(b), and 7.6.2.5(c) and Annex A.7.6.2.5.

Delete 7.6.2.6.

Add an asterisk to Section 7.6 and a new Annex A.7.6 to read as follows:

A.7.6 In cold climates and areas where the potential for freezing of pipes is a concern, options other than antifreeze are available. Such options include installing the pipe in warm spaces, tenting insulation over the piping (as illustrated in NFPA 13D), listed heat tracing, and the use of dry pipe systems and preaction systems.

In A.7.6.2, delete the second paragraph.

A.7.6.2 Listed CPVC sprinkler pipe and fittings should be protected from freezing with glycerine only. The use of diethylene, ethylene, or propylene glycols is specifically prohibited. Laboratory testing shows that glycol-based antifreeze solutions present a chemical environment detrimental to CPVC.

NFPA—continued

Delete existing

Revise Section 8.15.1.2.15 as follows:

8.15.1.2.15 Exterior columns under 10 ft² (0.93 m²) in total area, formed by studs or wood joist, with *no sources of ignition within the column*, supporting exterior canopies that are fully protected with a sprinkler system, shall not require sprinkler protection.

Revise Section 8.15.5.7 as follows:

8.15.5.7 *The sprinkler required at the top and bottom of the elevator hoistway by 8.15.5.6 shall not be required where permitted by Chapter 30 of the California Building Code.*

Revise Section 8.15.7.1 as follows:*

8.15.7.1* Unless the requirements of 8.15.7.2 or 8.15.7.3 are met, sprinklers shall be installed under exterior roofs, canopies, porte-cochere, balconies, decks, or similar projections exceeding 4 ft (1.2 m) in width.

Revise Section 8.15.7.2 as follows:*

8.15.7.2* Sprinklers shall be permitted to be omitted where the canopies, roofs, balconies, decks, or similar projections are constructed with materials that are noncombustible, limited combustible, or fire retardant treated wood as defined in NFPA 703, *Standard for Fire Retardant-Treated Wood and Fire-Retardant Coatings for Building Materials*.

Delete Section A.8.15.7.2 of Annex

Revise Section 8.15.7.3

8.15.7.3 Sprinklers shall be permitted to be omitted from below the canopies, roofs, balconies, decks, or similar projections are combustible construction, provided the exposed finish material on the roof, or canopy is noncombustible, limited-combustible, or fire retardant treated wood as defined in NFPA 703, *Standard for Fire Retardant-Treated Wood and Fire-Retardant Coatings for Building Materials*, and the roofs, or canopies contain only sprinklered concealed spaces or any of the following unsprinklered combustible concealed spaces:

- (1) Combustible concealed spaces filled entirely with noncombustible insulation
- (2) Light or ordinary hazard occupancies where noncombustible or limited-combustible ceilings are directly attached to the bottom of solid wood joists so as to create enclosed joist spaces 160 ft³ (4.5 m³) or less in volume, including space below insulation that is laid directly on top or within the ceiling joists in an otherwise sprinklered attic [See 11.2.3.1.4(4)(d)].
- (3) Concealed spaces over isolated small roofs, or canopies not exceeding 55 ft² (5.1 m²).

Delete language to section 8.15.7.4 and reserve section number.

8.15.7.4. Reserved.

Revise Annex Section A.8.15.7.5 as follows:

A.8.15.7.5 The presence of planters, newspaper machines and *similar items*, should not be considered storage.

Add new Sections 8.15.7.6 as follows:

8.15.7.6 *Sprinklers may be omitted for following structures:*

- (1) *Solar photovoltaic panel structures with no use underneath. Signs may be provided, as determined by the enforcing agency prohibiting any use underneath, including storage.*
- (2) *Solar photovoltaic (PV) panels supported by framing that have sufficient uniformly distributed and unobstructed openings throughout the top of the array (horizontal plane) to allow heat and gases to escape, as determined by the enforcing agency.*

Add new Sections 8.16.1.1.1.4 and 8.16.1.1.1.5 as follows:

8.16.1.1.1.4 *Where a system includes floor control valves, a hydraulic design information sign containing information for the floor shall be provided at each floor control valve. A hydraulic design information sign shall be provided for each area calculated. The installing contractor shall identify a hydraulically designed sprinkler system with a permanently marked weatherproof metal or rigid plastic sign secured with corrosion resistant wire, chain, or other approved means. Such signs shall be placed at the alarm valve, dry pipe valve, preaction valve, or deluge valve supplying the corresponding hydraulically designed area.*

NFPA—continued

8.16.1.1.1.5 Control valves, check valves, drain valves, antifreeze valves shall be readily accessible for inspection, testing, and maintenance. Valves located more than 7 feet above the finished floor shall be provided with a means of opening and closing the valve from the floor level.

Revise Section 8.16.1.5.1 as follows:

8.16.1.5.1 Private fire service main systems shall have sectional control valves at appropriate points in order to permit sectionalizing the system in the event of a break or for the making of repairs or extensions.

Add new Sections 8.16.1.5.1.1, 8.16.1.5.1.2 and 8.16.1.5.1.3 as follows:

8.16.1.5.1.1 Sectional control valves are not required when the fire service main system serves less than six fire appurtenances.

8.16.1.5.1.2 Sectional control valves shall be indicating valves in accordance with Section 6.7.1.3.

8.16.1.5.1.3 Sectional control valves shall be located so that no more than five fire appurtenances are affected by shut-down of any single portion of the fire service main. Each fire hydrant, fire sprinkler system riser, and standpipe riser shall be considered a separate fire appurtenance. In-rack sprinkler systems shall not be considered as a separate appurtenance.

8.16.1.5.1.4 The number of fire appurtenances between sectional control valves is allowed to be modified by the authority having jurisdiction.

Revise Section 8.16.1.5.2 as follows:

8.16.1.5.2 A valve shall be provided on each bank where a main crosses a body of water or outside the building foundation(s) where the main or section of main runs under a building.

Add new Section 9.1.3.9.1.1 as follows:

9.1.3.9.1.1 Powder-driven studs used for attaching hangers to the building structure are prohibited in Seismic design Categories C, D, E and F.

Revise Section 9.3.5.8.3 as follows:

9.3.5.8.3 Where threaded pipe is used for sway bracing, it shall have a wall thickness of not less than Schedule 40.

Replace Section 9.3.5.9.4 as follows:

Lag screws or power-driven fasteners shall not be used to attach braces to the building structure.

Add language to the beginning of Section 9.3.5.9.6 as follows:

9.3.5.9.6 Fastening methods other than those identified in 9.3.5.9 shall not apply to other fastening methods, which shall be acceptable for use if certified by a registered professional engineer to support the loads determined in accordance with the criteria in 9.3.5.6. Calculations shall be submitted to the authority having jurisdiction.

Revise Section 9.3.5.9.7.2* as follows:

9.3.5.9.7.2* Concrete anchors other than those shown in Figure 9.3.5.9.1 and identified in 9.3.5.8.10 shall be acceptable for use where designed in accordance with the requirements of the building code and certified by a registered professional engineer.

Revise Section 9.3.6.1(3) as follows:

9.3.6.1*(3) No. 12, 440 lb (200 Kg) wire installed at least 45 degrees from the vertical plane and anchored on both sides of the pipe. Powder-driven fasteners for attaching restraint are allowed to be used provided that the restraint component does not support the dead load.

NFPA—continued

Revise Section 10.6.5 as follows:

10.6.5 Pipe joints shall not be located under foundation footings. *The pipe under the building or building foundation shall not contain mechanical joints.*

Exceptions:

1. Where allowed in accordance with 10.6.2.
2. Alternate designs may be utilized where designed by a registered professional engineer and approved by the enforcing agency.

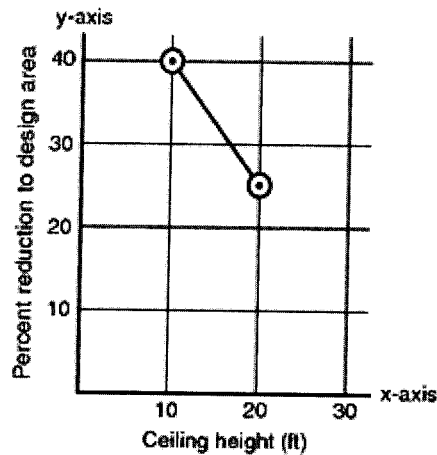
Revise Section 11.2.3.1.4(4)(i) as follows:

11.2.3.1.4(4)(i) Exterior columns under 10 ft² (0.93 m²) in total area, formed by studs or wood joist, with no sources of ignition within the column, supporting exterior canopies that are fully protected with a sprinkler system.

Revise Section 11.2.3.2.3.1 as follows:

11.2.3.2.3.1 Where listed quick-response sprinklers, excluding extended coverage quick-response sprinklers, are used throughout a system or portion of a system having the same hydraulic design basis, the system area of operation shall be permitted to be reduced without revising the density as indicated in Figure 11.2.3.2.3.1 when all of the following conditions are satisfied:

- (1) Wet pipe system.
- (2) Light hazard occupancy.
- (3) 20 ft (6.1 m) maximum ceiling height.
- (4) There are no unprotected ceiling pockets as allowed by 8.6.7 and 8.8.7 exceeding 32 ft² (3 m²).



Note: $y = \frac{-3x}{2} + 55$

For ceiling height ≥ 10 ft and ≤ 20 ft, $y = \frac{-3x}{2} + 55$

For ceiling height < 10 ft, $y = 40$

For ceiling height > 20 , $y = 0$

For SI units, 1 ft = 0.31 m.

FIGURE 11.2.3.2.3.1 Design Area Reduction for Quick-Response Sprinklers.

Revise Section 11.2.3.2.3.2 as follows:

11.2.3.2.3.2 The number of sprinklers in the design area shall never be less than seven.

NFPA—continued

Revise Section 12.1.1.2 as follows:

12.1.1.2 Early suppression fast-response (ESFR) sprinklers shall not be used in buildings with automatic heat or smoke vents unless the vents use a standard-response operating mechanism *with a minimum temperature rating of 360°F (182°C) or 100°F (56°C) above the operating temperature of the sprinklers, whichever is higher.*

Add Section 24.1(5)

24.1 Approval of Sprinkler Systems and Private Fire Service Mains.

The installing contractor shall do the following:

- (1) Notify the authority having jurisdiction and the property owner or property owner’s authorized representative of the time and date testing will be performed.
- (2) Perform all required testing (see Section 24.2).
- (3) Complete and sign the appropriate contractor’s material and test certificate(s) (see Figure 24.1).
- (4) Remove all caps and straps prior to placing the sprinkler system in service.
- (5) *Upon system acceptance by the authority having jurisdiction a label prescribed by California Code of Regulations, Title 19, Chapter 5 shall be affixed to each system riser.*

Revise Section 24.4(2) and Add Section 24.4(3) as follows:

24.4 Instructions.

The installing contractor shall provide the property owner or the property owner’s authorized representative with the following:

- (1) All literature and instructions provided by the manufacturer describing proper operation and maintenance of any equipment and devices installed.
- (2) NFPA 25, *Standard for the Inspection, testing, and maintenance of Water-Based Fire Protection Systems, 2006 California Edition*
- (3) *California Code of Regulations, Title 19, Chapter 5, “Fire Extinguishing Systems.”*

Add sentence at the end of Section 24.5.1 as follows:

24.5.1 *“Pipe schedule systems shall be provided with a sign indicating that the system was designed and installed as a pipe schedule system and the hazard classification(s) included in the design.”*

Revise Section 24.5.2(3) and Add Sections 24.5.2(7) to (14) as follows:

24.5.2 The sign shall include the following information:

- (3) Required flow and pressure of the system at the base of the riser.
- (7) *Required flow and pressure of the system at the water supply source.*
- (8) *Required flow and pressure of the system at the discharge side of the fire pump where a fire pump is installed.*
- (9) *Type or types and number of sprinklers or nozzles installed including the orifice size, temperature rating, orientation, K-Factor, sprinkler identification number (SIN) for sprinkler heads when applicable, and response type.*
- (10) *The minimum discharge flow rate and pressure required from the hydraulically most demanding sprinkler.*
- (11) *The required pressure settings for pressure reducing valves.*

NFPA—continued

- (12) For deluge sprinkler systems, the required flow and pressure at the hydraulically most demanding sprinkler or nozzle.
- (13) The protection area per sprinkler, based on the hydraulic calculations.
- (14) The edition of NFPA 13 to which the system was designed and installed.

Revise Section 24.6.1 as follows:

24.6.1 California Edition NFPA 25, Standard for the Inspection, Testing, and Maintenance of Water-Based Fire Protection Systems.

13D—13

Installation of Sprinkler Systems in One- and Two-family Dwellings and Manufactured Homes. 903.3.1.3, 903.3.5.1.1

***NFPA 13D, Amended Sections as follows:**

Add a new definition as 3.3.9.1.1 and related annex note to read as follows:

3.3.9.1.1* Premixed Antifreeze Solution. A mixture of an antifreeze material with water that is prepared and factory-mixed by the manufacturer with a quality control procedure in place that ensures that the antifreeze solution remains homogeneous.

A.3.3.9.1.1 Where a tank is used as the water supply for the sprinkler system, the tank is not permitted to be filled with antifreeze.

Revise 4.1.4 and related annex note to read as follows:

4.1.4* Antifreeze Systems.

A.4.1.4 Sampling from the top and bottom of the system helps to determine if the solution has settled. Antifreeze solutions are heavier than water. If the antifreeze compound is separating from the water due to poor mixing, it will exhibit a higher concentration in the lower portion of the system than in the upper portions of the system. If the concentration is acceptable near the top, but too low near the water connection, it may mean that the system is becoming diluted near the water supply. If the concentration is either too high or too low in both the samples, it may mean that the wrong concentration was added to the system.

On an annual basis, test samples should be drawn from test valve B as shown in Figure 8.3.3.2.1(1), especially if the water portion of the system has been drained for maintenance or repairs. A small hydrometer can be used so that a small sample is sufficient. Where water appears at valve B, or where the sample indicates that the solution has become weakened, the entire system should be emptied and refilled with acceptable solution as previously described.

Where systems are drained in order to be refilled, it is not typically necessary to drain drops that are less than 36 inches in length. Most systems with drops have insufficient volume to cause a problem, even if slightly higher concentration solutions collect in the drops. For long drops with significant volume, consideration should be given to draining drops if there is evidence that unacceptably high concentrations of antifreeze have collected in these long drops.

When emptying and refilling antifreeze solutions, every attempt should be made to recycle the old solution with the antifreeze manufacturer rather than discarding it.

4.1.4.1 Annual Antifreeze Solution Test and Replacement Procedure.

4.1.4.1.1 Samples of antifreeze solution should be collected by qualified individuals in accordance with 4.1.4.1.1.1 or 4.1.4.1.1.2 on an annual basis.

4.1.4.1.1.1 The system shall be drained to verify that (a) the solution is in compliance with 8.3.3, and (b) the solution provides the necessary freeze protection. Solution samples shall be taken near the beginning and near the end of the draining process.

4.1.4.1.1.2* Solution samples shall be taken at the highest practical elevation and the lowest practical elevation of the system.

A.4.1.4.1.1.2 If not already present, test connections (valves) for collection of solution samples should be installed at the highest and lowest practical locations of the system or portion of the system containing antifreeze solution.

NFPA—continued

4.1.4.1.2 The two samples collected in accordance with the procedures specified in 4.1.4.1.1.1 or 4.1.4.1.1.2 shall be tested to verify that the specific gravity of both samples is similar and that the solution is in compliance with 8.3.3. The specific gravity of each solution shall be checked using a hydrometer with a suitable scale or a refractometer having a scale calibrated for the antifreeze solution.

4.1.4.1.3* If concentrations of the two samples collected in accordance with the procedures above are similar and in compliance with 8.3.3, then (a) the solution drained in accordance with 4.1.4.1.1.1 can be used to refill the system, or (b) the existing undrained solution tested in accordance with 4.1.4.1.1.2 shall be permitted to continue to be used. If the two samples are not similar and not in compliance with 8.3.3, then a solution in compliance with 8.3.3 shall be used to refill the system.

A.4.1.4.1.3 In the past, for some existing systems subject to extremely low temperatures, antifreeze solutions with concentrations greater than what is now permitted by NFPA 13D were used. Such high concentrations of antifreeze are no longer permitted. In situations where extremely low temperatures are anticipated, refilling the fire sprinkler system with a concentration of antifreeze solution currently permitted by the standard might not provide sufficient freeze protection without additional measures. Such measures might include converting the antifreeze system to another type of sprinkler system.

4.1.4.1.4 A tag shall be attached to the riser indicating the date the antifreeze solution was tested. The tag shall also indicate the type and concentration of antifreeze solution (by volume) with which the system is filled, the date the antifreeze was replaced (if applicable), the name of the contractor that tested and/or replaced the antifreeze solution, the contractor's license number, a statement indicating if the entire system was drained and replaced with antifreeze, and a warning to test the concentration of the antifreeze solutions at yearly intervals per NFPA 13D.

6.2* Water Supply Sources. *When the requirements of 6.2.2 are met, the following water supply sources shall be considered to be acceptable by this standard:*

- (1) A connection to a reliable waterworks system with or without an automatically operated pump.
- (2) An elevated tank.
- (3) A pressure tank designed to American Society of Mechanical Engineers (ASME) standards for a pressure vessel with a reliable pressure source.
- (4) A stored water source with an automatically operated pump.
- (5) A well with a pump of sufficient capacity and pressure to meet the sprinkler system demand. The stored water requirement of 6.1.2 or 6.1.3 shall be permitted to be a combination of the water in the well (including the refill rate) plus the water in the holding tank if such tank can supply the sprinkler system.

6.2.2 Where a well, pump, tank or combination thereof is the source of supply for a fire sprinkler system, the water supply shall serve both domestic and fire sprinkler systems, and the following shall be met:

- (1) A test connection shall be provided downstream of the pump that creates a flow of water equal to the smallest sprinkler on the system. The connection shall return water to the tank.
- (2) Any disconnecting means for the pump shall be approved.
- (3) A method for refilling the tank shall be piped to the tank.
- (4) A method of seeing the water level in the tank shall be provided without having to open the tank.
- (5) The pump shall not be permitted to sit directly on the floor.

6.2.2.1 *Where a fire sprinkler system is supplied by a stored water source with an automatically operated means of pressurizing the system other than an electric pump, the water supply may serve the sprinkler system only.*

6.2.4 *Where a water supply serves both domestic and fire sprinkler systems, 5 gpm (19 L/min) shall be added to the sprinkler system demand at the point where the systems are connected, to determine the size of common piping and the size of the total water supply requirements where no provision is made to prevent flow into the domestic water system upon operation of a sprinkler.*

Add an asterisk to 8.3.3 and add a new A.8.3.3 to read as follows:

8.3.3* Antifreeze Systems.

A.8.3.3 Where protection of pipes from freezing is a concern, options other than antifreeze are available. Such alternatives include running the piping in warm spaces, tenting insulation over pipe, dry-pipe systems, and preaction systems.

NFPA—continued

Revise 8.3.3.2.1 to read as follows:

8.3.3.2.1* Unless permitted by 8.3.3.2.1.1, antifreeze solutions shall be limited to premixed antifreeze solutions of glycerine (chemically pure or United States Pharmacopoeia 96.5%) at a maximum concentration of 50% by volume, propylene glycol at a maximum concentration of 40% by volume, or other solutions listed specifically for use in fire protection systems.

Add a new 8.3.3.2.1.1 to read as follows:

8.3.3.2.1.1. For existing systems, antifreeze solutions shall be limited to premixed antifreeze solutions of glycerine (chemically pure or United States Pharmacopoeia 96.5%) at a maximum concentration of 50% by volume, propylene glycol at a maximum concentration of 40% by volume, or other solutions listed specifically for use in fire protection systems.

Delete 8.3.3.2.2 and 8.3.3.2.3 and related Annex material A.8.3.3.2.3.

Move Table 8.3.3.2.3 to the annex and renumber as Table A.7.6.2.1 while deleting the rows in the table dealing with glycerine and 40% water, glycerine and 30% water, propylene glycol and 50% water and propylene glycol and 40% water. Add an annex note so that the annex and Table would appear as follows:

A.8.3.3.2.1 See Table A.7.6.2.1.

TABLE A.7.6.2.1 PROPERTIES OF GLYCERIN AND PROPYLENE GLYCOL

MATERIAL	SOLUTION (by volume)	SPECIFIC GRAVITY AT 60°F (15.6°C)	FREEZING POINT	
			°F	°C
Glycerin (C.P. or U.S.P. grade)	50% water	1.145	-20.9	-29.4
Hydrometer scale 1.000 to 1.200				
Propylene glycol	60% water	1.034	-6	-21.1
Hydrometer scale 1.000 to 1.200 (subdivisions 0.002)				

C.P.: Chemically Pure; U.S.P.: United States Pharmacopoeia 96.5%.

Renumber 8.3.3.2.3.1 to 8.3.3.2.2.

8.3.3.2.2 The concentration of antifreeze solutions shall be limited to the minimum necessary for the anticipated minimum temperature.

Delete 8.3.3.2.4, 8.3.3.2.5 and Table 8.3.3.2.5.

Renumber 8.3.3.2.6 as 8.3.3.2.3 and renumber A.8.3.3.2.6 as A.8.3.3.2.3. Also renumber Figure A.8.3.3.2.6 as Figure A.8.3.3.2.3.

8.3.3.2.3* An antifreeze solution with a freezing point below the expected minimum temperature for the locality shall be installed.

A.8.3.3.2.3 Beyond certain limits, an increased proportion of antifreeze does not lower the freezing point of the solution (see Figure A.8.3.3.2.3). Glycerine, diethylene glycol, ethylene glycol, and propylene glycol never should be used without mixing with water in the proper proportions, because these materials tend to thicken near 32°F (0°C).

Renumber 8.3.3.2.7 as 8.3.3.2.4 and revise to read as follows:

8.3.3.2.4 The specific gravity of the antifreeze shall be checked by a hydrometer with a scale having 0.002 subdivisions in accordance with Figure 8.3.3.2.4(a) and 8.3.3.2.4(b).

Renumber Figure 8.3.3.2.3(a) as Figure 8.3.3.2.4(a) and delete the 50% curve.

Renumber Figure 8.3.3.2.3(b) as Figure 8.3.3.2.4(b) and delete the 60% and 70% curves.

8.6.4* Sprinklers shall not be required in detached garages, open attached porches, carports with no habitable space above, and similar structures.

REFERENCED STANDARDS

NFPA—continued

13R—13

Installation of Sprinkler Systems in Residential Occupancies up to and Including Four Stories in Height as amended 903.3.1.2, 903.3.5.1.1, 903.3.5.1.2, 903.4

**NFPA 13R, Amended Sections as follows:*

Revise Section 2.2 and add publications as follows:

2.2 NFPA Publications.

NFPA 25, Standard for the Inspection, Testing, and Maintenance of Water-Based Fire Protection Systems, 2006 California edition.

Add Section 6.3.5 as follows:

6.3.5 Instructions.

The installing contractor shall provide the property owner or the property owner's authorized representative with the following:

- (1) *All literature and instructions provided by the manufacturer describing proper operation and maintenance of any equipment and devices installed.*
- (2) *NFPA 25, Standard for the Inspection, Testing, and Maintenance of Water-Based Fire Protection Systems 2006 California Edition and California Code of Regulations, Title 19, Chapter 5.*
- (3) *Once the system is accepted by the authority having jurisdiction a label as prescribed by California Code of Regulations, Title 19, Chapter 5, shall be affixed to each system riser.*

Add new Sections 6.6.8 as follows:

6.6.8 Sprinklers shall be permitted to be omitted for following structures:

- (1) *Solar photovoltaic panel structures with no use underneath. Signs may be provided, as determined by the enforcing agency prohibiting any use underneath, including storage.*
- (2) *Solar photovoltaic (PV) panels supported by framing that have sufficient uniformly distributed and unobstructed openings throughout the top of the array (horizontal plane) to allow heat and gases to escape, as determined by the enforcing agency.*

14—13

Installation of Standpipe and Hose Systems, as amended 905.2, 905.3.4, 905.4.2, 905.6.2, 905.8

**NFPA 14, Amended Sections as follows:*

Replace Section 6.3.7.1

6.3.7.1 System water supply valves, isolation control valves, and other valves in fire mains shall be supervised in an approved manner in the open position by one of the following methods:

- (1) *Where a building has a fire alarm system or a sprinkler monitoring system installed, the valve shall be supervised by:*
 - (a) *a central station, proprietary, or remote supervising station, or*
 - (b) *a local signaling service that initiates an audible signal at a constantly attended location.*
- (2) *Where a building does not have a fire alarm system or a sprinkler monitoring system installed, the valve shall be supervised by:*
 - (a) *Locking the valves in the open position, or*
 - (b) *Sealing of valves and an approved weekly recorded inspection where valves are located within fenced enclosures under the control of the owner.*

15—12
16—11
17—09
17A—09
20—13

Water Spray Fixed Systems for Fire Protection 5704.2.9.2.3
Installation of Foam-water Sprinkler and Foarn-water Spray Systems 904.7, 904.11
Dry Chemical Extinguishing Systems Table 901.6.1, 904.6, 904.11
Wet Chemical Extinguishing Systems Table 901.6.1, 904.5, 904.11
Installation of Stationary Pumps for Fire Protection 913.1, 913.2, 913.5.1

22—13
24—13

NFPA—continued

Water Tanks for Private Fire Protection 507.2.2
 Installation of Private Fire Service Mains and Their Appurtenances 507.2.1, 2809.5

**NFPA 24, Amended Sections as follows:*

Amend Section 4.2.1

Section 4.2.1. Installation work shall be done by fully experienced and responsible *contractors*. *Contractors shall be appropriately licensed in the State of California to install private fire service mains and their appurtenances.*

Revise Section 4.2.2 as follows:

4.2.2 *Installation or modification of private fire service mains shall not begin until plans are approved and appropriate permits secured from the authority having jurisdiction.*

Add Section 4.2.2.1 as follows:

4.2.2.1 *As approved by the authority having jurisdiction, emergency repair of existing system may start immediately, with plans being submitted to the authority having jurisdiction within 96 hours from the start of the repair work.*

Revise Section 5.9.1.2 as follows:

Section 5.9.1.2 *Fire department connections shall be properly supported and protected from mechanical damage.*

Revise Section 5.9.5.1 as follows:

5.9.5.1 *Fire department connections shall be on the street side of buildings and as approved by the authority having jurisdiction.*

Revise Section 6.5.1 as follows:

6.5.1 *Private fire service main systems shall have sectional control valves at appropriate points in order to permit sectionalizing the system in the event of a break or for the making of repairs or extensions.*

Add Section 6.5.2.1 – 6.5.2.3

6.5.2.1 *Sectional control valves are not required when the fire service main system serves less than six fire appurtenances.*

6.5.2.2 *Sectional control valves shall be indicating valves in accordance with Section 6.7.1.3.*

6.5.2.3 *Sectional control valves shall be located so that no more than five fire appurtenances are affected by shut-down of any single portion of the fire service main. Each fire hydrant, fire sprinkler system riser, and standpipe riser shall be considered a separate fire appurtenance. In-rack sprinkler systems shall not be considered as a separate appurtenance.*

6.5.2.4 *The number of fire appurtenances between sectional control valves is allowed to be modified by the authority having jurisdiction.*

Revise Section 6.6.2 as follows:

6.6.2 A sectional valve shall be provided at the following locations:

- (1) On each bank where a main crosses a *body of water*
- (2) Outside the building foundation(s) where a main or a section of a main runs under a building

Revise Section 10.6.5 as follows:

10.6.5 *Pipe joints shall not be located under foundation footings. The pipe under the building or building foundation shall not contain mechanical joints.*

Exceptions:

1. *Where allowed in accordance with 10.6.2*
2. *Alternate designs may be utilized where designed by a registered professional engineer and approved by the enforcing agency.*

NFPA—continued

Revise Section 10.9.1 as follows:

10.9.1 Backfill shall be well tamped in layers or puddle under and around pipes to prevent settlement or lateral movement. Backfill shall consist of clean fill sand or pea gravel to a minimum 6" below and to a minimum of 12" above the pipe and shall contain no ashes, cinders, refuse, organic matter, or other corrosive materials. Other backfill materials and methods are permitted where designed by a registered professional engineer and approved by the enforcing agency.

	25—11CA	California NFPA 25 Edition (Based on the 2011 Edition) Inspection, Testing and Maintenance of Water-based Fire Protection Systems	507.5.3, Table 901.6.1, 904.7.1, 912.6, 913.5, 1101.1
30—12		Flammable and Combustible Liquids Code	5703.6.2, 5703.6.2.1, 5704.2.7, 5704.2.7.1, 5704.2.7.2, 5704.2.7.3.2, 5704.2.7.3.6, 5704.2.7.4, 5704.2.7.6, 5704.2.7.7, 5704.2.7.8, 5704.2.7.9, 5704.2.9.3, 5704.2.9.4, 5704.2.9.6.1.1, 5704.2.9.6.1.2, 5704.2.9.6.1.3, 5704.2.9.6.1.4, 5704.2.9.6.1.5, 5704.2.9.6.2, 5704.2.9.7.4, 5704.2.10.2, 5704.2.11.4, 5704.2.11.5.2, 5704.2.12.1, 5704.3.1, 5704.3.6, Table 5704.3.6.3(1), Table 5704.3.6.3(2), Table 5704.3.6.3(3), 5704.3.7.2.3, 5704.3.8.4, 5706.8.3
30A—12		Code for Motor Fuel-dispensing Facilities and Repair Garages	2301.4, 2301.5, 2301.6, 2306.6.3, 2310.1
30B—11		Manufacture and Storage of Aerosol Products	5101.1, 5103.1, 5104.1, Table 5104.3.1, Table 5104.3.2, Table 5104.3.2.2, 5104.4.1, 5104.5.2, 5104.6, 5106.2.3, 5106.3.2, Table 5106.4, 5106.5.1, 5106.5.6, 5107.1
	31—11 32—07	Installation of Oil-burning Equipment Dry Cleaning Plants, as amended603.1.7, 603.3.1, 603.3.3 .2101.1.1, 2107.1, 2107.3
>		*NFPA 32, Amended Sections as follows:	
>		2.2 NFPA Publications.	
>		4.4.1.1 General building and structure design and construction shall be in accordance with <i>California Building Code</i> .	
>		4.4.4 Means of Egress. Means of egress shall conform with the provisions of <i>California Building Code</i> .	
		4.6.2 Automatic Sprinkler Systems. Where required by this standard, automatic sprinkler systems shall be installed in accordance with NFPA 13, <i>Standard for the Installation of Sprinkler Systems</i> , and periodically inspected, tested, and maintained in accordance with <i>California Code of Regulations, Title 19, Division 1, Chapter 5</i> .	
		4.6.4 Portable Fire Extinguishers. Suitable numbers and types of portable fire extinguishers shall be installed and maintained throughout the drycleaning plant in accordance with <i>California Code of Regulations, Title 19, Division 1, Chapter 3</i> .	
		7.3.2 Electrical Installations. Electrical equipment and wiring in a Type II drycleaning room shall comply with the provisions of <i>California Electrical Code, for use in Class I, Division 2 hazardous locations</i> .	
33—11		Spray Application Using Flammable or Combustible Materials	2404.3.2
34—11		Dipping and Coating Processes Using Flammable or Combustible Liquids	2405.3, 2405.4.1.1
35—11		Manufacture of Organic Coatings	2901.3, 2905.4
	37—10	<i>Installation and Use of Stationary Combustion Engines and Gas Turbines</i>	306.2
40—11		Storage and Handling of Cellulose Nitrate Film	306.2
	51—13	Design and Installation of Oxygen-fuel Gas Systems for Welding, Cutting and Allied Processes	3501.5, 3507.1, 3509.1
	51A—12	Acetylene Cylinder Charging Plants	3508.1
	52—13	Vehicular Gaseous Fuel System Code	5301.1
	54—12	<i>National Fuel Gas Code</i>	2309.2.1, 5501.1, 5801.1, 6301.1
>	55—13	Compressed Gases and Cryogenic Fluids Code	2309.2.1, 5501.1, 5801.1, 6301.1
58—11		Liquefied Petroleum Gas Code	603.4.2.1.1, 6101.1, 6103.1, 6103.2.1, 6103.2.1.2, 6103.2.1.7, 6103.2.2, 6104.1, 6104.3.2, 6104.4, 6106.2, 6106.3, 6107.2, 6108.1, 6108.2, 6109.11.2, 6111.3
	59A—13	Production, Storage and Handling of Liquefied Natural Gas (LNG)5301.1, 5501.1
	61—13	Prevention of Fires and Dust Explosions in Agricultural and Food Processing Facilities	Table 2204.1
69—08		Explosion Prevention Systems	911.1, 911.3, Table 2204.1

NFPA—continued

70—11

National Electrical Code 603.1.3, 603.1.7, 603.5.2, 604.2.15.1, 605.3, 605.4, 605.9, 605.11, 606.16, 610.5, 904.3.1, 907.6.1, 909.11, 909.12.1, 909.16.3, 1208.2, 2006.3.4, 2104.2.3, Table 2204.1, 2305.4, 2308.8.1.2.4, 2309.2.3, 2311.3.1, 2311.8.1.2.4, 2403.2.1, 2403.2.1.1, 2403.2.1.4, 2403.2.5, 2403.12.6.1, 2404.9.4, 2404.15.7, 2504.5, 2603.2.1, 2606.4, 2703.7.1, 2703.7.2, 2703.7.3, 2803.4, 2904.1, 3304.7, 5003.7.3, 5303.7.6, 5303.8, 5303.16.11, 5303.16.14, 5503.6, 5503.6.2, 5703.1, Table 5703.1.1, 5703.1.3, 5704.2.8.12, 5704.2.8.17, 5706.2.8, 5803.1.5, 5803.1.5.1, 5807.1.10, 5906.5.5, 5906.5.6, 6004.2.2.8, 6109.15.1

72—13

National Fire Alarm and Signaling Code, as amended 508.1.5, Table 901.6.1, 903.4.1, 904.3.5, 907.2, 907.2.6, 907.2.9.3, 907.2.11, 907.2.13.2, 907.3, 907.3.3, 907.3.4, 907.5.2.1.2, 907.5.2.2, 907.6, 907.6.1, 907.6.2, 907.6.5, 907.7, 907.7.1, 907.7.2, 907.8, 907.8.2, 907.8.5, I101.1

***NFPA 72, Amended Sections as follows:**

10.3.1 Equipment constructed and installed in conformity with this Code shall be listed for the purpose for which it is used. *Fire alarm systems and components shall be California State Fire Marshal approved and listed in accordance with California Code of Regulations, Title 19, Division 1.*

10.3.3 All devices and appliances that receive their power from the initiating device circuit or signaling line circuit of a control unit shall be *California State Fire Marshal* listed for use with the control unit.

10.7.1 *Where approved by the authority having jurisdiction*, ECS priority signals when evaluated by stakeholders through risk analysis in accordance with 24.4.2.2 shall be permitted to take precedence over all other signals.

12.3.7 - (4) Where the vertically run conductors are contained in a 2-hour rated cable assembly, or enclosed (installed) in a 2-hour rated enclosure or a listed circuit integrity (C.I.) cable, which meets or exceeds a 2-hour fire-resistive rating.

14.4.6.1 Testing. Household fire alarm systems shall be *tested in accordance with the manufacturer's published instructions according to the methods of Table 14.4.2.2.*

17.15 Fire Extinguisher Monitoring Device. A fire extinguisher monitoring device shall indicate those conditions for a specific fire extinguisher required by *California Code of Regulations, Title 19, Division 1, Chapter 1, Section 574.2 (c) and California Fire Code to a fire alarm control unit.*

21.3.6 Smoke detectors shall not be installed in unsprinklered elevator hoistways unless they are installed to activate the elevator hoistway smoke relief equipment or *where required by Chapter 30 of the California Building Code.*

23.8.5.1.2 Where connected to a supervising station, fire alarm systems employing automatic fire detectors or waterflow detection devices shall include a manual fire alarm box to initiate a signal to the supervising station.

Exception: Fire alarm systems dedicated to elevator recall control, supervisory service and *fire sprinkler monitoring.*

23.8.5.4.1 Systems equipped with alarm verification features shall be permitted under the following conditions:

- (1) The alarm verification feature is not initially enabled unless conditions or occupant activities that are expected to cause nuisance alarms are anticipated in the area that is protected by the smoke detectors. Enabling of the alarm verification feature shall be protected by password or limited access.
- (2) A smoke detector that is continuously subjected to a smoke concentration above alarm threshold does not delay the system functions of Sections 10.6 through 10.13, 23.8.1.1, or 21.2.1 by more than 30 seconds.
- (3) Actuation of an alarm-initiating device other than a smoke detector causes the system functions of 4.4.3, 6.8.1.1, or 6.16.2.1 without additional delay.
- (4) The current status of the alarm verification feature is shown on the record of completion (*see Figure 4.5.2.1, item 10*).
- (5) *Operation of a patient room smoke detector in I-2 and R-2.1 occupancies shall not include an alarm verification feature.*

29.3.1 All devices, combinations of devices, and equipment to be installed in conformity with this chapter shall be approved and listed by the *California State Fire Marshal* for the purposes for which they are intended.

REFERENCED STANDARDS

NFPA—continued

29.5.2.1.1* Smoke and Heat Alarms. Unless exempted by applicable laws, codes, or standards, smoke or heat alarms used to provide a fire-warning function, and when two or more alarms are installed within a dwelling unit, suite of rooms, or similar area, shall be arranged so that the operation of any smoke or heat alarm causes all alarms within these locations to sound.

Exception to 29.5.2.1.1 not adopted by the SFM

29.7.2.1 *The alarm verification feature shall not be used for household fire warning equipment.*

29.7.6.7.1 *The alarm verification feature shall not be used for household fire warning equipment.*

<p>80—13 82—09 85—11 86—11 92—12 92A—12 99—12 101—12 105—13 110—13 111—13 120—10 160—11 170—09 204—12 211—13 241—13 253—11 260—13 261—13 265—11 286—11 289—13 303—11 318—12 385—12 400—13 407—12 409—11 484—12 495—13 498—13 505—13 654—13 655—12 664—12 701—10 703—12 704—12</p>	<p>Fire Doors and Other Opening Protectives 703.1.3, 1008.1.4.3 <i>Incinerators, Waste and Linen Handling Systems and Equipment</i> 603.8 Boiler and Combustion System Hazards Code Table 2204.1 Ovens and Furnaces 3001.1 <i>Standard for Smoke Control Systems</i> <i>Standard for Smoke-Control Systems Utilizing Barriers and Pressure Differences</i> Health Care Facilities Code 5306.4 Life Safety Code 807.4.3.2, 1028.6.2 Installation of Smoke Door Assemblies and Other Opening Protectives 703.1.2 Emergency and Standby Power Systems 604.1, 604.3, 604.4, 913.5.2, 913.5.3 Stored Electrical Energy Emergency and Standby Power Systems 604.1, 604.3, 604.4 <i>Fire Prevention and Control in Coal Mines</i> Table 2204.1 Flame Effects Before an Audience 308.3.2 <i>Standard for Fire Safety and Emergency Symbols</i> 907.1.2, 1024.2.6.1 Standard for Smoke and Heat Venting Table 901.6.1, 910.5 Chimneys, Fireplaces, Vents and Solid Fuel-burning Appliances 603.2 Safeguarding Construction, Alteration and Demolition Operations 3301.1 Standard Test for Critical Radiant Flux of Floor Covering Systems Using a Radiant Heat Energy Source 804.3.1, 804.3.2, 804.4 Methods of Tests and Classification System for Cigarette Ignition Resistance of Components of Upholstered Furniture 805.1.1.1, 805.2.1.1, 805.3.1.1, 805.4.1.1 Method of Test for Determining Resistance of Mock-up Upholstered Furniture Material Assemblies to Ignition by Smoldering Cigarettes 805.2.1.1, 805.3.1.1, 805.4.1.1 Method of Fire Tests for Evaluating Room Fire Growth Contribution of Textile Wall Coverings in Full Height Panels and Walls 803.5.1, 803.5.1.1, 803.5.1.2, 803.5.2, 803.6 Standard Method of Fire Tests for Evaluating Contribution of Wall and Ceiling Interior Finish to Room Fire Growth 803.1, 803.1.2, 803.1.2.1, 803.5.1, 803.5.2, 803.6 Standard Method of Fire Test for Individual Fuel Packages 806.2, 807.4.2.1, 808.3 Fire Protection Standard for Marinas and Boatyards 905.3.7, 3603.5, 3603.6, 3604.2 Standard for the Protection of Semiconductor Fabrication Facilities 2703.16 Tank Vehicles for Flammable and Combustible Liquids 5706.5.4.5, 5706.6, 5706.6.1 <i>Hazardous Materials Code</i> Aircraft Fuel Servicing 2006.2, 2006.3 Aircraft Hangars 914.8.2, Table 914.8.2, 914.8.2.1, 914.8.5 Combustible Metals Table 2204.1 Explosive Materials Code 202, 911.1, 911.4, 5601.1.1, 5601.1.5, 5604.2, 5604.6.2, 5604.6.3, 5604.7.1, 5605.1, 5606.1, 5606.5.2.1, 5606.5.2.3, 5607.1, 5607.9, 5607.11, 3307.15 5601.1.2 Safe Havens and Interchange Lots for Vehicles Transporting Explosives 5601.1.2 Powered Industrial Trucks, Including Type Designations, Areas of Use, Maintenance and Operation 5003.7.3 Prevention of Fire and Dust Explosions from the Manufacturing, Processing and Handling of Combustible Particulate Solids Table 2204.1 Prevention of Sulfur Fires and Explosions Table 2204.1 Prevention of Fires and Explosions in Wood Processing and Woodworking Facilities Table 2204.1, 2805.3 Methods of Fire Tests for Flame-propagation of Textiles and Films 806.2, 807.1, 807.1.2, 807.2, 807.4.2.2, 2603.5, 3104.2 Fire Retardant <i>Treated</i> Wood and Fire Retardant Coatings for Building Materials 803.4 Identification of the Hazards of Materials for Emergency Response 606.7, 202, 3104.2, 5003.2.2.1, 5003.2.2.2, 5003.5, 5003.10.2, 5005.1.10, 5005.2.1.1, 5005.4.4, 5503.4.1, 5704.2.3.2, F101.1, F101.2</p>
---	---

NFPA—continued

720—12	Standard for the Installation of Carbon Monoxide (CO) Warning Equipment in Dwelling Units	908.7, 908.7.1, 1103.9	
750—10	Water Mist Fire Protection Systems	Table 901.6.1	
1122—13	Model Rocketry	5601.1.4	
1123—10	Fireworks Display	202, 5604.2, 5608.1, 5608.2.2, 5608.5, 5608.6	
1124—13	Manufacture, Transportation, Storage and Retail Sales of Fireworks and Pyrotechnic Articles.	202, 5604.2, 5605.1, 5605.3, 5605.4, 5605.5	
1125—12	Manufacture of Model Rocket and High Power Rocket Motors	5601.1.4	
1126—11	Use of Pyrotechnics Before a Proximate Audience.	5604.2, 5605.1, 5608.1, 5608.2.2, 5608.4, 5608.5	
1127—13	High Power Rocketry	5601.1.4	
1142—12	Water Supply for Suburban and Rural Fire Fighting	B103.3	
2001—12	Clean Agent Fire Extinguishing Systems as amended*	Table 901.6.1, 904.10	

*NFPA 2001, Amended Sections as follows:

4.3.5.1.1 Alarms signals from the fire extinguishing system shall not interfere with the building fire alarm signal.

4.3.5.2.1. The lens on visual appliances shall be "red" in color.

Exception: Other lens colors are permitted where approved by the enforcing agency.

SFM

State of California
 Department of Forestry and Fire Protection
 Office of the State Fire Marshal
 P.O. Box 944246
 Sacramento, CA 94246-2460

Standard reference number	Title	Referenced in code section number
SFM 12-3	Releasing Systems for Security Bars in Dwellings.	
SFM 12-7-3	Fire-testing Furnaces.	
SFM 12-7A-1	Exterior Wall Siding and Sheathing.	
SFM 12-7A-2	Exterior Window	
SFM 12-7A-3	Under Eave.	
SFM 12-7A-4	Decking	
SFM 12-7A-4A	Decking Alternate Method A	
SFM 12-7A-5	Ignition Resistant Building Material	
SFM 12-7A-4	Decking	
SFM 12-8-100	Room Fire Tests for Wall and Ceiling Materials.	
SFM 12-10-1	Power Operated Exit Doors.	
SFM 12-10-2	Single Point Latching or Locking Devices.	
SFM 12-10-3	Emergency Exit and Panic Hardware	

(The Office of the State Fire Marshal standards referred to above are found in the California Code of Regulations, Title 24, Part 12.)

UL

Underwriters Laboratories, Inc.
 333 Pfingsten Road
 Northbrook, IL 60062

Standard reference number	Title	Referenced in code section number
13—96	Power-limited Circuit Cables	
10C—09	Positive Pressure Fire Tests of Door Assemblies	1008.1.10.1
30—95	Metal Safety Cans—with Revisions through July 2009	5003.9.10, 5005.1.10, 5705.2.4

REFERENCED STANDARDS

UL—continued

38—99

*Manually Actuated Signaling Boxes—with Revisions through February 2, 2005 as amended.**

***Amend Section 14.1.5 as follows:**

14.1.5 A signaling box having a glass panel, disc, rod or similar part that must be broken to operate it for a signal or for access to its actuating means shall satisfactorily complete five part-breaking operations using the means provided with the box, without jamming of the mechanism or other interference by broken particles. It shall be practicable to remove and replace the broken parts. A signaling box shall not have a glass panel, disc, rod or similar part requiring a striking action by grasping a tool to operate it for a signal. The force required to activate controls shall be no greater than 5 pounds (22 N) of force.

***Add Appendix B chapter to UL 38 (1999) as follows:**

Appendix B,

14.1.5 Operation. Controls and operating mechanisms shall be operable with one hand and shall not require tight grasping, pinching or twisting of the wrist.

58—96	Steel Underground Tanks for Flammable and Combustible Liquids—with Revisions through July 1998	5704.2.13.1.5
80—07	Steel Tanks for Oil-Burner Fuels and Other Combustible Liquids	610.2
142—06	Steel Aboveground Tanks for Flammable and Combustible Liquids.	610.2, 2306.2.3
193—04	Alarm Valves for Fire-Protection Service	
199—95	Automatic Sprinklers for Fire Protection Service—with Revisions through August 19, 2005.	
199E—04	Outline of Investigation for Fire Testing of Sprinklers and Water Spray Nozzles for Protection of Deep Fat Fryers	904.11.4.1
> 217—06	Single and Multiple Station Smoke Alarms—with Revisions through April 2010	907.2.11
228—97	Door Closers/ HOLDERS, with or without Integral Smoke Detectors—with Revisions through January 26, 2006.	
260—04	Dry Pipe and Deluge Valves for Fire Protection Service.	
262—04	Gate Valves for Fire Protection Service.	
268—09	Smoke Detectors for Fire Alarm Signaling Systems	907.2.6.2
268A—98	Smoke Detectors for Duct Application—with Revisions through October 22, 2003	
294—99	Access Control System Units—with Revisions through 2009	1008.1.9.8
300—05	Fire Testing of Fire Extinguishing Systems for Protection of Commercial Cooking Equipment	904.11
305—97	Panic Hardware—with Revisions through January 2007	1008.1.10.1
312—04	Check Valves for Fire-Protection Service	
325—02	Door, Drapery, Gate, Louver and Window Operators and Systems—with Revisions through February 2010.	503.5, 503.6, D103.5
346—05	Waterflow Indicators for Fire Protective Signaling Systems	
464—03	Audible Signal Appliances—with Revisions through October 10, 2003.	
497B—04	Protectors for Data Communication and Fire Alarm Circuits.	
521—99	Heat Detectors for Fire Protective Signaling Systems—with Revisions through July 20, 2005	
539—00	Single- and Multiple-Station Heat Detectors—with Revisions through August 15, 2005	
632—00	Electrically Actuated Transmitters	
710B—04	Recirculating Systems—with Revisions through December 2009	904.11
723—08	Standard for Test for Surface Burning Characteristics of Building Materials	202, 803.5.1, 803.5.2, 803.6, 803.9, 804.1, 804.2.4
753—04	Alarm Accessories for Automatic Water Supply Valves for Fire Protection Service	
790—04	Standard Test Methods for Fire Tests of Roof Coverings—with Revisions through October 2008	317.2, 317.3
791—06	Standard for Residential Incinerators.	603.8
793—08	Automatically Operated Roof Vents for Smoke and Heat	910.3.1
813—96	Commercial Audio Equipment—with Revisions through December 7, 1999.	
864—03	Control Units and Accessories for Fire Alarm Systems—with Revisions through February 2010	909.12, 2311.7.2.1.1, 6004.2.2.10.1

***Amend No. 55.1 as follows:**

RETARD-RESET-RESTART PERIOD – MAXIMUM 30 SECONDS —No alarm obtained from control unit. Maximum permissible time is 30 seconds.

***Amend Section 55.2.2 as follows:**

Where an alarm verification feature is provided, the maximum retard-reset-restart period before an alarm signal can be confirmed and indicated at the control unit, including any control unit reset time and the power-up time for the detector to become operational for alarm, shall not exceed 30 seconds. (The balance of the section text is to remain unchanged).

UL—continued

**Add Section 55.2.9 as follows:*

Smoke detectors connected to an alarm verification feature shall not be used as releasing devices.

Exception: Smoke detectors which operate their releasing function immediately upon alarm actuation independent of alarm verification feature.

**Amend Section 89.1.10 as follows:*

The existing text of this section is to remain as printed with one editorial amendment as follows:

THE TOTAL DELAY (CONTROL UNIT PLUS SMOKE DETECTORS) SHALL NOT EXCEED 30 SECONDS.

(The balance of the section text is to remain unchanged).

900—04	Air Filter Units—with revisions through November 2009	2404.7.8
924—06	Standard for Safety Emergency Lighting and Power Equipment—with revisions through January 2009	1011.5, 3103.12.6.1
1037—99	Antitheft Alarms and Devices	506.1
1275—05	Flammable Liquid Storage Cabinets—with Revisions through May 2006	5003.8.7.1, 5704.3.2.1.1
1313—93	Standard for Nonmetallic Safety Cans for Petroleum Products—with Revisions through August 2007	5003.9.10
1315—95	Standard for Safety for Metal Waste Paper Containers—with Revisions through August 2007	808.1, 808.2
1316—94	Glass Fiber Reinforced Plastic Underground Storage Tanks for Petroleum Products, Alcohols, and Alcohol-gasoline Mixtures—with Revisions through May 2006	5704.2.13.1.5
1363—07	Relocatable Power Taps—with revisions through October 2009	605.4.1
1975—06	Fire Tests for Foamed Plastics Used for Decorative Purpose	807.4.2.1, 808.3
1994—04	Standard for Luminous Egress Path Marking Systems—with Revisions through April 2010	1024.2.1, 1024.2.3, 1024.2.4, 1024.4
2017—08	General Purpose Signaling Devices and Systems—with Revisions through October 2009	2311.7.2.1.1, 6004.2.2.10.1
2034—08	Single- and Multiple-station Carbon Monoxide Alarms—with Revisions through February 2009	908.7, 1103.9
2075—04	Standard for Gas and Vapor Detectors and Sensors—with revisions through September 2007	908.7.1, 2311.7.2.1, 6004.2.2.10.1
2079—04	Tests for Fire Resistance of Building Joint Systems—with Revisions through June 2008	202
2085—97	Protected Above-ground Tanks for Flammable and Combustible Liquids—with Revisions through December 1999	202, 2306.2.2, 2306.2.3, 5704.2.7.4, 5704.2.9.2.3, 5704.2.9.7.5, 5705.3.8.2
2200—98	Stationary Engine Generator Assemblies—with Revisions through December 2009	604.1.1
2208—05	Solvent Distillation Units—with Revisions through December 2009	5705.4.1
2245—06	Below-grade Vaults for Flammable Liquid Storage Tanks	5704.2.8.1
2335—01	Fire Tests of Storage Pallets—with Revisions through March 2010	3208.2.1
2360—00	Test Methods for Determining the Combustibility Characteristics of Plastics Used in Semi-Conductor Tool Construction—with Revisions through June, 2008	2703.10.1.2

USC

United States Code
 c/o Superintendent of Documents
 U.S. Government Printing Office
 Washington, DC 20402-9325

Standard reference number	Title	Referenced in code section number
18 USC Part 1, Chapter 40	Importation, Manufacture, Distribution and Storage of Explosive Materials	202
21 USC Chapter 9	United States Food, Drug and Cosmetic Act	4002.1



CALIFORNIA FIRE CODE – MATRIX ADOPTION TABLE

APPENDIX 4 – SPECIAL DETAILED REQUIREMENTS BASED ON USE AND OCCUPANCY

(Matrix Adoption Tables are non-regulatory, intended only as an aid to the user.)

See Chapter 1 for state agency authority and building applications.)

Adopting Agency	BSC	SFM		HCD			DSA		OSHPD				BSCC	DHS	AGR	DWR	CEC	CA	SL	SLC
		T-24	T-19*	1	2	1/AC	AC	SS	1	2	3	4								
Adopt Entire Chapter		X																		
Adopt Entire Chapter as amended (amended sections listed below)																				
Adopt only those sections that are listed below																				
[California Code of Regulations, Title 19, Division 1]			X																	
Chapter / Section																				
[T-19 §3.26]			X																	

* The California Code of Regulations (CCR), Title 19, Division 1 provisions that are found in the California Fire Code are a reprint from the current CCR, Title 19, Division 1 text for the code user's convenience only. The scope, applicability and appeals procedures of CCR, Title 19, Division I remain the same.

APPENDIX CHAPTER 4

SPECIAL DETAILED REQUIREMENTS BASED ON USE AND OCCUPANCY

SECTION 425

SPECIAL PROVISIONS FOR LICENSED 24-HOUR CARE FACILITIES IN A GROUP R-2.1, R-3.1, R-4 [SFM]

425.1 Scope. The provisions of this section shall apply to 24-hour care facilities in a Group R-2.1, R-3.1 or R-4 occupancy licensed by a governmental agency.

425.2 General. The provisions in this section shall apply in addition to general requirements in this code.

425.2.1 Restraint shall not be practiced in a Group R-2.1, R-3.1 or R-4 occupancies.

Exception: Occupancies which meet all the requirements for a Group I-3 occupancy.

425.2.2 Pursuant to Health and Safety Code, Section 13133, regulations of the state fire marshal pertaining to occupancies classified as Residential Facilities (RF) and Residential-care Facilities for the Elderly (RCFE) shall apply uniformly throughout the state and no city, county, city and county, including a charter city or charter county, or fire protection district shall adopt or enforce any ordinance or local rule or regulation relating to fire and panic safety which is inconsistent with these regulations. A city, county, city and county, including a charter city or charter county may, pursuant to Health and Safety Code, Section 13143.5, or a fire protection district may, pursuant to Health and Safety Code, Section 13869.7, adopt standards more stringent than those adopted by the state fire marshal that are reasonably necessary to accommodate local climate, geological, or topographical conditions relating to roof coverings for Residential-care Facilities for the Elderly.

Exception: Local regulations relating to roof coverings in facilities licensed as a Residential Care Facility for the Elderly (RCFE) in accordance with Health and Safety Code Section 13133.

425.3 Building height and area provisions.

425.3.1 Group R-2.1, R-3.1 and R-4 shall be constructed in accordance with Table 503 of the California Building Code.

[California Code of Regulations, Title 19, Division 1, §3.26] Operators Statement – Group I, R-2.1, R-3.1 and R-4 Occupancies. Every person, firm or corporation maintaining or operating any Group I or R-2.1, R-3.1 or R-4 occupancy shall provide an operators statement in accordance with Section 13132 of the Health and Safety Code which reads as follows:

“13132. Every person, firm or corporation maintaining or operating any facility for the care of the mentally handicapped shall file a statement with the fire authority having jurisdiction within five days of the admission or readmission of a patient stating that such patient is an ambulatory or a nonambulatory person and enumerating the reasons for such classification. Such a statement shall also be filed for each existing patient within 30 days of the effective date of this section.

Any statement required to be filed pursuant to this section shall be certified as to its correctness by the person attending such patient.

It shall be unlawful for any person, firm, or corporation required to file a statement pursuant to this section to include false statements therein. Any such act shall be in violation of this section and subject to the provisions of Section 13112.”

425.3.2 Limitations six or less clients. Group R-3.1 occupancies where nonambulatory clients are housed above the first story, having more than two stories in height or having more than 3,000 square feet (279 m²) of floor area above the first story shall not be of less than 1-hour fire-resistance-rated construction throughout.

In Group R-3.1 occupancies housing a bedridden client, the client sleeping room shall not be located above or below the first story.

Exception: Clients who become bedridden as a result of a temporary illness as defined in Health and Safety Code, Sections 1566.45, 1568.0832, and 1569.72. A temporary illness is an illness which persists for 14 days or less. A bedridden client may be retained in excess of the 14 days upon approval by the Department of Social Services and may continue to be housed on any story in a Group R-3.1 occupancy classified as a licensed residential facility.

Every licensee admitting or retaining a bedridden resident shall, within 48 hours of the resident's admission or retention in the facility, notify the local fire authority with jurisdiction of the estimated length of time the resident will retain his or her bedridden status in the facility.

425.3.3 Limitations seven or more clients. Group R-4 occupancies, where nonambulatory clients are housed above the first story and there is more than 3,000 square feet (279 m²) of floor area above the first story or housing more than 16 clients above the first story, shall be constructed of not less than 1-hour fire-resistance-rated construction throughout.

425.3.4 Nonambulatory elderly clients. Group R-4 occupancies housing nonambulatory elderly clients shall be of not less than 1-hour fire-resistance-rated construction throughout.

425.4 Type of construction provisions.

425.4.1 Group R-2.1, occupancies are not permitted in non-fire-resistance-rated construction, see Health and Safety Code, Section 13131.5.

425.5 Fire-resistance-rated construction provisions.

425.5.1 Smoke barriers required. Group R-2.1 and R-4 occupancies licensed as a Residential Care Facility (RCF) with individual floor areas over 6000 square feet (557 m²) per floor, shall be provided with smoke barriers, constructed in accordance with Section 710 of the California Building Code.

Group R-2.1 occupancies housing bedridden clients shall be provided with smoke barriers constructed in accordance with Section 710 of the California Building Code regardless of the number of clients.

When smoke barriers are required, the area within a smoke compartment shall not exceed 22,500 square feet (2090 m²) nor shall its travel distance exceed 200 feet (60 960 mm). Such smoke barriers shall divide the floor as equally as possible.

425.5.2 Smoke partitions. Group R-2.1 occupancies where smoke partitions are required, framing shall be

covered with noncombustible materials having an approved thermal barrier with an index of not less than 15 in accordance with FM 4880, UL 1040, NFPA 286 or UL 1715.

425.5.3 Independent egress. At least two means of egress shall be provided from each smoke compartment created by smoke barriers. Means of egress may pass through adjacent compartments provided it does not return through the smoke compartment from which means of egress originated.

425.6 Interior finish provisions.

425.6.1 Interior wall and ceiling finish. Group R-3.1 occupancies housing a bedridden client shall comply with Interior Wall and Ceiling Finish requirements specified for Group I-2 occupancies in Table 903.3 of the California Building Code.

425.6.2 Safety padding. Padding material used on walls, floors and ceilings in Group I and R-2.1 occupancies shall be of an approved type tested in accordance with the procedures established by State Fire Marshal Standard 12-8-100, Room Fire Test for Wall and Ceiling Materials, California Code of Regulations, Title 24, Part 12.

425.7 Fire Protection system provisions.

425.7.1 Automatic sprinkler systems in Group R-2.1, R-3.1 and R-4 occupancies. An automatic sprinkler system shall be installed where required in Section 903.

425.7.2 Fire alarm systems in Group R-2.1 and R-4 occupancies. An approved fire alarm system shall be installed where required in Section 907.

425.7.3 Smoke alarms in Groups R-2.1, R-3.1, and R-4 occupancies. Smoke alarms shall be installed where required in Section 907.2.10

425.7.4 Hearing impaired. See Section 907.6.2.3

425.8 Means of egress provisions.

425.8.1 General. In addition to the general means of egress requirements of Chapter 10, this section shall apply to Group R-2.1, R-3.1, and R-4 occupancies.

425.8.2 Number of exits.

425.8.2.1 Group R-2.1, R-3.1, and R-4 occupancies shall have a minimum of two exits.

Exception. Ancillary use areas or occupancies shall have egress as required by Section 1021.

425.8.3 Egress arrangements.

425.8.3.1 Egress through adjoining dwelling units shall not be permitted.

425.8.3.2 Group R-3.1 occupancies housing nonambulatory clients. In a Group R-3.1 occupancy, bedrooms used by nonambulatory clients shall have access to at least one of the required exits which shall conform to one of the following:

1. Egress through a hallway or area into a bedroom in the immediate area which has an exit directly to the exterior and the corridor/hallway is constructed consistent with the dwelling unit interior

walls. The hallway shall be separated from common areas by a solid wood door not less than $1\frac{3}{8}$ inch (35 mm) in thickness, maintained self-closing or shall be automatic closing by actuation of a smoke detector installed in accordance with Section 715.4.8 of the California Building Code.

2. Egress through a hallway which has an exit directly to the exterior. The hallway shall be separated from the rest of the house by a wall constructed consistent with the dwelling unit interior walls and opening protected by a solid wood door not less than $1\frac{3}{8}$ inch (35 mm) in thickness, maintained self-closing or shall be automatic closing by actuation of a smoke detector installed in accordance with Section 715.4.8 of the California Building Code.
3. Direct exit from the bedroom to the exterior, such doors shall be of a size as to permit the installation of a door not less than 3 feet (914 mm) in width and not less than 6 feet 8 inches (2032 mm) in height. When installed, doors shall be capable of opening at least 90 degrees and shall be so mounted that the clear width of the exit way is not less than 32 inches (813 mm).
4. Egress through an adjoining bedroom which exits to the exterior.

425.8.3.3 Group R-3.1 occupancies housing only one bedridden client. In Group R-3.1 occupancies housing a bedridden client and not provided with an approved automatic fire sprinkler system, all of the following shall apply:

1. In Group R-3.1 occupancies housing a bedridden client, a direct exit to the exterior of the residence shall be provided from the client sleeping room.
2. Doors to a bedridden client's sleeping room shall be of a self-closing, positive latching $1\frac{3}{8}$ inch solid wood door. Such doors shall be provided with a gasket so installed as to provide a seal where the door meets the jam on both sides and across the top. Doors shall be maintained self-closing or shall be automatic closing by actuation of a smoke detector in accordance with California Building Code, Section 715.4.8.
3. Group R-3.1 occupancies housing a bedridden client shall not have a night latch, dead bolt, security chain or any similar locking device installed on any interior door leading from a bedridden client's sleeping room to any interior area such as a corridor, hallway and or general use areas of the residence in accordance with Chapter 10.
4. The exterior exit door to a bedridden client's sleeping room shall be operable from both the interior and exterior of the residence.
5. Every required exit doorway from a bedridden client sleeping room shall be of a size as to permit the installation of a door not less than 3 feet

(914 mm) in width and not less than 6 feet 8 inches (2032 mm) in height. When installed in exit doorways, exit doors shall be capable of opening at least 90 degrees and shall be so mounted that the clear width of the exit way is not less than 32 inches (813 mm).

Note: A sliding glass door can be used as an exterior exit doorway as long as it is operable from the inside and outside and the clear width of the exit way is not less than 32 inches (813 mm).

425.8.3.4 Intervening rooms. A means of exit shall not pass through more than one intervening room. A means of egress shall not pass through kitchens, storerooms, closets, garages or spaces used for similar purposes.

Exception: Kitchens which do not form separate rooms by construction.

425.8.4 Corridors.

425.8.4.1 Unless specified by Section 425.8.4, corridors serving Group R-2.1 and Group R-4 occupancies shall comply with Section 1018.1.

425.8.4.2 The minimum clear width of a corridor shall be as follows:

1. Group R-2.1 occupancies shall have 60 inches (1524 mm) on floors housing nonambulatory clients and 44 inches (1118 mm) on floors housing only ambulatory clients.
2. Group R-4 occupancies shall have 44 inches (1118 mm) on floors housing clients.

Exceptions:

1. Corridors serving an occupant load of 10 or less shall not be less than 36 inches (914 mm) in width.
2. Corridors serving ambulatory persons only and having an occupant load of 49 or less shall not be less than 36 inches (914 mm) in width.

In Group R-2.1 occupancies provided with fire sprinklers throughout and which are required to have rated corridors, door closers need not be installed on doors to client sleeping rooms.

425.8.4.3 In a Group R-2.1 and Group R-4 occupancies having smoke barriers, cross-corridor doors in corridors 6 feet (1829 mm) or less in width shall have, as a minimum, a door 36 inches (914 mm) in width.

425.8.5 Changes in level. In Group R-3.1 occupancies housing nonambulatory clients, interior changes in level up to 0.25 inch (6 mm) may be vertical and without edge treatment. Changes in level between 0.25 inch (6 mm) and 0.5 inch (12.7 mm) shall be beveled with a slope no greater than 1 unit vertical in 2 units horizontal (50-percent slope). Changes in level greater than 0.5 inch (12.7 mm) shall be accomplished by means of a ramp.

425.8.6 Stairways.

425.8.6.1 Group R-2.1 and Group R-4 occupancies housing more than six nonambulatory clients above the

first floor shall be provided with two vertical exit enclosures. Stairway enclosures shall be in compliance with Section 1022.

425.8.6.2 Group R-3.1 occupancies may continue to use existing stairways (except for winding and spiral stairways which are not permitted as a required means of egress) provided the stairs have a maximum rise of 8 inches (203 mm) with a minimum run of 9 inches (229 mm). The minimum stairway width may be 30 inches (762 mm).

425.8.7 Floor separation. Group R-3.1 occupancies shall be provided with a non-fire-resistance constructed floor separation at stairs which will prevent smoke migration between floors. Such floor separation shall have equivalent construction of 0.5 inch (12.7 mm) gypsum wallboard on one side of wall framing.

Exceptions:

1. Occupancies with at least one exterior exit from floors occupied by clients.
2. Occupancies provided with automatic fire sprinkler systems complying with Chapter 9.

425.8.7.1 Doors within floor separations. Doors within such floor separations shall be tight fitting solid wood at least 1³/₈ inches (35 mm) in thickness. Door glazing shall not exceed 1296 square inches (32 918 mm²) with no dimension greater than 54 inches (1372 mm). Such doors shall be positive latching, smoke gasketed and shall be automatic-closing by smoke detection.

425.8.8 Fences and gates. Grounds of a Residential Care for the Elderly facility serving Alzheimer clients may be fenced and gates therein equipped with locks, provided safe dispersal areas are located not less than 50 feet (15 240 mm) from the buildings. Dispersal areas shall be sized to provide an area of not less than 3 square feet (0.28 m²) per occupant. Gates shall not be installed across corridors or passageways leading to such dispersal areas unless they comply with egress requirements.

425.8.9 Basement exits. One exit is required to grade level when the basement is accessible to clients.

425.8.10 Delayed egress locks. See Section 1008.1.9.7.

425.9 Request for alternate means of protection for facilities housing bedridden clients. Request for alternate means of protection shall apply to Sections 425 through 425.9. Request for approval to use an alternative material, assembly or materials, equipment, method of construction, method of installation of equipment, or means of protection shall be made in writing to the local fire enforcing agency by the facility, client or the client's authorized representative. Sufficient evidence shall be submitted to substantiate the need for an alternate means of protection.

The facility, client or the client's representative or the local fire enforcing agency may request a written opinion from the State Fire Marshal concerning the interpretation of the regulations promulgated by the State Fire Marshal for a particular factual dispute. The State Fire Marshal shall issue the written opinion within 45 days following the request.

Approval of a request for use of an alternative material, assembly or materials, equipment, method of construction, method of installation of equipment, or means of protection made pursuant to this section shall be limited to Group R-3.1 occupancies housing a bedridden client.

Approvals made by the local fire enforcing agency and the written opinion by the State Fire Marshal shall be applicable only to the requesting facility and shall not be construed as establishing any precedent for any future request by that facility or any other facility.

425.10 Temporarily bedridden clients. Clients who become temporarily bedridden as defined in Health and Safety Code, Section 1569.72, as enforced by the Department of Social Services, may continue to be housed on any story in Group R-2.1, R-3.1, or R-4 occupancies classified as Residential Care Facilities for the Elderly (RCFE). Every Residential Care Facility for the Elderly (RCFE) admitting or retaining a bedridden resident shall, within 48 hours of the resident's admission or retention in the facility, notify the local fire authority with jurisdiction of the estimated length of time the resident will retain his or her bedridden status in the facility.

SECTION 426

SPECIAL PROVISIONS FOR LICENSED 24-HOUR CARE FACILITIES IN GROUPS I-1, R-3.1 AND R-4

426.1 Operator's statement. Every person, firm or corporation maintaining or operating any Group I or R-2.1, R-3.1 or R-4 occupancy shall provide an operator's statement in accordance with Section 13132 of the Health and Safety Code which reads as follows:

"13132. Every person, firm or corporation maintaining or operating any facility for the care of the mentally handicapped shall file a statement with the fire authority having jurisdiction within five days of the admission or readmission of a patient stating that such patient is an ambulatory or a nonambulatory person and enumerating the reasons for such classification. Such a statement shall also be filed for each existing patient within 30 days of the effective date of this section. Any statement required to be filed pursuant to this section shall be certified as to its correctness by the person attending such patient. It shall be unlawful for any person, firm, or corporation required to file a statement pursuant to this section to include false statements therein. Any such act shall be in violation of this section and subject to the provisions of Section 13112."

CALIFORNIA FIRE CODE – MATRIX ADOPTION TABLE

APPENDIX A – BOARD OF APPEALS

(Matrix Adoption Tables are non-regulatory, intended only as an aid to the user.
See Chapter 1 for state agency authority and building applications.)

(Not adopted by the State Fire Marshal)

Adopting Agency	BSC	SFM		HCD			DSA		OSHPD				BSCC	DHS	AGR	DWR	CEC	CA	SL	SLC
		T-24	T-19*	1	2	1/AC	AC	SS	1	2	3	4								
Adopt Entire Chapter																				
Adopt Entire Chapter as amended (amended sections listed below)																				
Adopt only those sections that are listed below																				
[California Code of Regulations, Title 19, Division 1]																				
Chapter / Section																				

* The *California Code of Regulations* (CCR), Title 19, Division 1 provisions that are found in the *California Fire Code* are a reprint from the current CCR, Title 19, Division 1 text for the code user's convenience only. The scope, applicability and appeals procedures of CCR, Title 19, Division I remain the same.

Part VII—Appendices

APPENDIX A

BOARD OF APPEALS

The provisions contained in this appendix are not mandatory unless specifically referenced in the adopting ordinance.

SECTION A101 GENERAL

A101.1 Scope. A board of appeals shall be established within the jurisdiction for the purpose of hearing applications for modification of the requirements of the *California Fire Code* pursuant to the provisions of Section 108 of the *California Fire Code*. The board shall be established and operated in accordance with this section, and shall be authorized to hear evidence from appellants and the fire code official pertaining to the application and intent of this code for the purpose of issuing orders pursuant to these provisions.

A101.2 Membership. The membership of the board shall consist of five voting members having the qualifications established by this section. Members shall be nominated by the fire code official or the chief administrative officer of the jurisdiction, subject to confirmation by a majority vote of the governing body. Members shall serve without remuneration or compensation, and shall be removed from office prior to the end of their appointed terms only for cause.

A101.2.1 Design professional. One member shall be a practicing design professional registered in the practice of engineering or architecture in the state in which the board is established.

A101.2.2 Fire protection engineering professional. One member shall be a qualified engineer, technologist, technician or safety professional trained in fire protection engi-

neering, fire science or fire technology. Qualified representatives in this category shall include fire protection contractors and certified technicians engaged in fire protection system design.

A101.2.3 Industrial safety professional. One member shall be a registered industrial or chemical engineer, certified hygienist, certified safety professional, certified hazardous materials manager or comparably qualified specialist experienced in chemical process safety or industrial safety.

A101.2.4 General contractor. One member shall be a contractor regularly engaged in the construction, alteration, maintenance, repair or remodeling of buildings or building services and systems regulated by the code.

A101.2.5 General industry or business representative. One member shall be a representative of business or industry not represented by a member from one of the other categories of board members described above.

A101.3 Terms of office. Members shall be appointed for terms of four years. No member shall be reappointed to serve more than two consecutive full terms.

A101.3.1 Initial appointments. Of the members first appointed, two shall be appointed for a term of one year, two for a term of two years, one for a term of three years.

APPENDIX A

A101.3.2 Vacancies. Vacancies shall be filled for an unexpired term in the manner in which original appointments are required to be made. Members appointed to fill a vacancy in an unexpired term shall be eligible for reappointment to two full terms.

A101.3.3 Removal from office. Members shall be removed from office prior to the end of their terms only for cause. Continued absence of any member from regular meetings of the board shall, at the discretion of the applicable governing body, render any such member liable to immediate removal from office.

A101.4 Quorum. Three members of the board shall constitute a quorum. In varying the application of any provisions of this code or in modifying an order of the fire code official, affirmative votes of the majority present, but not less than three, shall be required.

A101.5 Secretary of board. The fire code official shall act as secretary of the board and shall keep a detailed record of all its proceedings, which shall set forth the reasons for its decisions, the vote of each member, the absence of a member and any failure of a member to vote.

A101.6 Legal counsel. The jurisdiction shall furnish legal counsel to the board to provide members with general legal advice concerning matters before them for consideration. Members shall be represented by legal counsel at the jurisdiction's expense in all matters arising from service within the scope of their duties.

A101.7 Meetings. The board shall meet at regular intervals, to be determined by the chairman. In any event, the board shall meet within 10 days after notice of appeal has been received.

A101.8 Conflict of interest. Members with a material or financial interest in a matter before the board shall declare such interest and refrain from participating in discussions, deliberations and voting on such matters.

A101.9 Decisions. Every decision shall be promptly filed in writing in the office of the fire code official and shall be open to public inspection. A certified copy shall be sent by mail or otherwise to the appellant, and a copy shall be kept publicly posted in the office of the fire code official for two weeks after filing.

A101.10 Procedures. The board shall be operated in accordance with the Administrative Procedures Act of the state in which it is established or shall establish rules and regulations for its own procedure not inconsistent with the provisions of this code and applicable state law.

CALIFORNIA FIRE CODE – MATRIX ADOPTION TABLE APPENDIX B – FIRE-FLOW REQUIREMENTS FOR BUILDINGS

(Matrix Adoption Tables are non-regulatory, intended only as an aid to the user.)

See Chapter 1 for state agency authority and building applications.)

Adopting Agency	BSC	SFM		HCD			DSA		OSHDP				BSCC	DHS	AGR	DWR	CEC	CA	SL	SLC
		T-24	T-19*	1	2	1/AC	AC	SS	1	2	3	4								
Adopt Entire Chapter																				
Adopt Entire Chapter as amended (amended sections listed below)		X																		
Adopt only those sections that are listed below																				
[California Code of Regulations, Title 19, Division 1]																				
Chapter / Section																				
B105.2		X																		

* The *California Code of Regulations* (CCR), Title 19, Division 1 provisions that are found in the *California Fire Code* are a reprint from the current CCR, Title 19, Division 1 text for the code user's convenience only. The scope, applicability and appeals procedures of CCR, Title 19, Division 1 remain the same.

APPENDIX B

FIRE-FLOW REQUIREMENTS FOR BUILDINGS

The provisions contained in this appendix are not mandatory unless specifically referenced in the adopting ordinance.

SECTION B101 GENERAL

B101.1 Scope. The procedure for determining fire-flow requirements for buildings or portions of buildings hereafter constructed shall be in accordance with this appendix. This appendix does not apply to structures other than buildings.

SECTION B102 DEFINITIONS

B102.1 Definitions. For the purpose of this appendix, certain terms are defined as follows:

FIRE-FLOW. The flow rate of a water supply, measured at 20 pounds per square inch (psi) (138 kPa) residual pressure, that is available for fire fighting.

FIRE-FLOW CALCULATION AREA. The floor area, in square feet (m²), used to determine the required fire flow.

SECTION B103 MODIFICATIONS

B103.1 Decreases. The fire chief is authorized to reduce the fire-flow requirements for isolated buildings or a group of buildings in rural areas or small communities where the development of full fire-flow requirements is impractical.

B103.2 Increases. The fire chief is authorized to increase the fire-flow requirements where conditions indicate an unusual susceptibility to group fires or conflagrations. An increase shall not be more than twice that required for the building under consideration.

B103.3 Areas without water supply systems. For information regarding water supplies for fire-fighting purposes in rural and suburban areas in which adequate and reliable water supply systems do not exist, the fire code official is authorized to utilize NFPA 1142 or the *California Wildland-Urban Interface Code*.

SECTION B104 FIRE-FLOW CALCULATION AREA

B104.1 General. The fire-flow calculation area shall be the total floor area of all floor levels within the exterior walls, and under the horizontal projections of the roof of a building, except as modified in Section B104.3.

B104.2 Area separation. Portions of buildings which are separated by fire walls without openings, constructed in accordance with the *California Building Code*, are allowed to be considered as separate fire-flow calculation areas.

B104.3 Type IA and Type IB construction. The fire-flow calculation area of buildings constructed of Type IA and Type IB construction shall be the area of the three largest successive floors.

Exception: Fire-flow calculation area for open parking garages shall be determined by the area of the largest floor.

SECTION B105 FIRE-FLOW REQUIREMENTS FOR BUILDINGS

B105.1 One- and two-family dwellings. The minimum fire-flow and flow duration requirements for one- and two-family

APPENDIX B

dwellings having a fire-flow calculation area that does not exceed 3,600 square feet (344.5 m²) shall be 1,000 gallons per minute (3785.4 L/min) for 1 hour. Fire-flow and flow duration for dwellings having a fire-flow calculation area in excess of 3,600 square feet (344.5m²) shall not be less than that specified in Table B105.1.

Exception: A reduction in required fire-flow of 50 percent, as approved, is allowed when the building is equipped with an approved automatic sprinkler system.

B105.2 Buildings other than one- and two-family dwellings. The minimum fire-flow and flow duration for buildings other than one- and two-family dwellings shall be as specified in Table B105.1.

Exceptions:

1. A reduction in required fire-flow of up to 75 percent, as approved, is allowed when the building is provided with an approved automatic sprinkler system installed

in accordance with Section 903.3.1.1 or 903.3.1.2. The resulting fire-flow shall not be less than 1,500 gallons per minute (5678 L/min) for the prescribed duration as specified in Table B105.1.

2. [SFM] Group B, S-2 and U occupancies having a floor area not exceeding 1,000 square feet, primarily constructed of noncombustible exterior walls with wood or steel roof framing, having a Class A roof assembly, with uses limited to the following or similar uses:

- 2.1. California State Parks buildings of an accessory nature (restrooms).
- 2.2. Safety roadside rest areas, (SRRA), public restrooms.
- 2.3. Truck inspection facilities, (TIF), CHP office space and vehicle inspection bays.
- 2.4. Sand/salt storage buildings, storage of sand and salt.

**TABLE B105.1
MINIMUM REQUIRED FIRE-FLOW AND FLOW DURATION FOR BUILDINGS**

FIRE-FLOW CALCULATION AREA (square feet)					FIRE-FLOW (gallons per minute) ^b	FLOW DURATION (hours)
Type IA and IB ^a	Type IIA and IIIA ^a	Type IV and V-A ^a	Type IIB and IIIB ^a	Type V-B ^a		
0-22,700	0-12,700	0-8,200	0-5,900	0-3,600	1,500	2
22,701-30,200	12,701-17,000	8,201-10,900	5,901-7,900	3,601-4,800	1,750	
30,201-38,700	17,001-21,800	10,901-12,900	7,901-9,800	4,801-6,200	2,000	
38,701-48,300	21,801-24,200	12,901-17,400	9,801-12,600	6,201-7,700	2,250	
48,301-59,000	24,201-33,200	17,401-21,300	12,601-15,400	7,701-9,400	2,500	
59,001-70,900	33,201-39,700	21,301-25,500	15,401-18,400	9,401-11,300	2,750	
70,901-83,700	39,701-47,100	25,501-30,100	18,401-21,800	11,301-13,400	3,000	3
83,701-97,700	47,101-54,900	30,101-35,200	21,801-25,900	13,401-15,600	3,250	
97,701-112,700	54,901-63,400	35,201-40,600	25,901-29,300	15,601-18,000	3,500	
112,701-128,700	63,401-72,400	40,601-46,400	29,301-33,500	18,001-20,600	3,750	
128,701-145,900	72,401-82,100	46,401-52,500	33,501-37,900	20,601-23,300	4,000	4
145,901-164,200	82,101-92,400	52,501-59,100	37,901-42,700	23,301-26,300	4,250	
164,201-183,400	92,401-103,100	59,101-66,000	42,701-47,700	26,301-29,300	4,500	
183,401-203,700	103,101-114,600	66,001-73,300	47,701-53,000	29,301-32,600	4,750	
203,701-225,200	114,601-126,700	73,301-81,100	53,001-58,600	32,601-36,000	5,000	
225,201-247,700	126,701-139,400	81,101-89,200	58,601-65,400	36,001-39,600	5,250	
247,701-271,200	139,401-152,600	89,201-97,700	65,401-70,600	39,601-43,400	5,500	
271,201-295,900	152,601-166,500	97,701-106,500	70,601-77,000	43,401-47,400	5,750	
295,901-Greater	166,501-Greater	106,501-115,800	77,001-83,700	47,401-51,500	6,000	
—	—	115,801-125,500	83,701-90,600	51,501-55,700	6,250	
—	—	125,501-135,500	90,601-97,900	55,701-60,200	6,500	
—	—	135,501-145,800	97,901-106,800	60,201-64,800	6,750	
—	—	145,801-156,700	106,801-113,200	64,801-69,600	7,000	
—	—	156,701-167,900	113,201-121,300	69,601-74,600	7,250	
—	—	167,901-179,400	121,301-129,600	74,601-79,800	7,500	
—	—	179,401-191,400	129,601-138,300	79,801-85,100	7,750	
—	—	191,401-Greater	138,301-Greater	85,101-Greater	8,000	

For SI: 1 square foot = 0.0929 m², 1 gallon per minute = 3.785 L/m, 1 pound per square inch = 6.895 kPa.

a. Types of construction are based on the *California Building Code*.

b. Measured at 20 psi residual pressure.

**SECTION B106
REFERENCED STANDARDS**

>	ICC	IWUIC—12	California Wildland-Urban Interface Code	B103.3
	NFPA	1142—12	Standard on Water Supplies for Suburban and Rural Fire Fighting	B103.3



CALIFORNIA FIRE CODE – MATRIX ADOPTION TABLE APPENDIX BB – FIRE-FLOW REQUIREMENTS FOR BUILDINGS

(Matrix Adoption Tables are non-regulatory, intended only as an aid to the user.
See Chapter 1 for state agency authority and building applications.)

Adopting Agency	BSC	SFM		HCD			DSA		OSHPD				BSCC	DHS	AGR	DWR	CEC	CA	SL	SLC
		T-24	T-19*	1	2	1/AC	AC	SS	1	2	3	4								
Adopt Entire Chapter		X																		
Adopt Entire Chapter as amended (amended sections listed below)																				
Adopt only those sections that are listed below																				
[California Code of Regulations, Title 19, Division 1]																				
Chapter / Section																				

* The California Code of Regulations (CCR), Title 19, Division 1 provisions that are found in the California Fire Code are a reprint from the current CCR, Title 19, Division 1 text for the code user's convenience only. The scope, applicability and appeals procedures of CCR, Title 19, Division I remain the same.

APPENDIX BB FIRE-FLOW REQUIREMENTS FOR BUILDINGS

SECTION BB101 SCOPE

BB101.1 The procedures determining fire-flow requirements for any school buildings or portions of buildings hereafter constructed for which review and approval is required under Subdivision(a) of Section 17280 of the Government Code shall be in accordance with this appendix as amended by the state fire marshal. This appendix does not apply to structures other than buildings.

SECTION BB102 DEFINITIONS

BB102.1 For the purpose of Appendix III-A, certain terms are defined as follows:

FIRE AREA. The floor area, in square feet, used to determine the required fire flow.

FIRE FLOW. The flow rate of a water supply, measured at 20 psi (137.9 kPa) residual pressure, that is available for firefighting.

SECTION BB103 MODIFICATIONS

BB103.1 An alternative method of providing water for fire protection or any other alternative, in lieu of providing the

water, may be enforced when deemed appropriate by the fire chief and the state fire marshal.

SECTION BB104 FIRE AREA

BB104.1 General. The fire area shall be the total floor area of all floor levels within the exterior walls, and under the horizontal projections of the roof of a building, except as modified in Section 4.

BB104.2 Area separation. Portions of buildings which are separated by one or more 4-hour area separation walls constructed in accordance with the building code, without openings and provided with a 30-inch (762 mm) parapet, are allowed to be considered as separate fire areas.

BB104.3 Type I and Type IB construction. The fire area of buildings constructed of Type I and Type IB construction shall be the area of the three largest successive floors.

SECTION BB105 FIRE-FLOW REQUIREMENTS FOR BUILDINGS

BB105.1 The minimum fire flow and flow duration for school buildings shall be as specified in Table BB105.1.

Exception: A reduction in required fire flow of up to 75 percent is allowed when the building is provided with an approved automatic sprinkler system.

**TABLE BB105.1
MINIMUM REQUIRED FIRE-FLOW AND FLOW DURATION FOR BUILDINGS**

FIRE AREA (square feet)					FIRE-FLOW (gallons per minute) ^b	FLOW DURATION (hours)
Type IA and IB a	Type IIA and IIIA a	Type IV and V-A a	Type IIB and IIIB a	Type V-B a		
0-22,700	0-12,700	0-8,200	0-5,900	0-3,600	1,500	2
22,701-30,200	12,701-17,000	8,201-10,900	5,901-7,900	3,601-4,800	1,750	
30,201-38,700	17,001-21,800	10,901-12,900	7,901-9,800	4,801-6,200	2,000	
38,701-48,300	21,801-24,200	12,901-17,400	9,801-12,600	6,201-7,700	2,250	
48,301-59,000	24,201-33,200	17,401-21,300	12,601-15,400	7,701-9,400	2,500	
59,001-70,900	33,201-39,700	21,301-25,500	15,401-18,400	9,401-11,300	2,750	
70,901-83,700	39,701-47,100	25,501-30,100	18,401-21,800	11,301-13,400	3,000	3
83,701-97,700	47,101-54,900	30,101-35,200	21,801-25,900	13,401-15,600	3,250	
97,701-112,700	54,901-63,400	35,201-40,600	25,901-29,300	15,601-18,000	3,500	
112,701-128,700	63,401-72,400	40,601-46,400	29,301-33,500	18,001-20,600	3,750	
128,701-145,900	72,401-82,100	46,401-52,500	33,501-37,900	20,601-23,300	4,000	4
145,901-164,200	82,101-92,400	52,501-59,100	37,901-42,700	23,301-26,300	4,250	
164,201-183,400	92,401-103,100	59,101-66,000	42,701-47,700	26,301-29,300	4,500	
183,401-203,700	103,101-114,600	66,001-73,300	47,701-53,000	29,301-32,600	4,750	
203,701-225,200	114,601-126,700	73,301-81,100	53,001-58,600	32,601-36,000	5,000	
225,201-247,700	126,701-139,400	81,101-89,200	58,601-65,400	36,001-39,600	5,250	
247,701-271,200	139,401-152,600	89,201-97,700	65,401-70,600	39,601-43,400	5,500	
271,201-295,900	152,601-166,500	97,701-106,500	70,601-77,000	43,401-47,400	5,750	
295,901-Greater	166,501-Greater	106,501-115,800	77,001-83,700	47,401-51,500	6,000	
—	—	115,801-125,500	83,701-90,600	51,501-55,700	6,250	
—	—	125,501-135,500	90,601-97,900	55,701-60,200	6,500	
—	—	135,501-145,800	97,901-106,800	60,201-64,800	6,750	
—	—	145,801-156,700	106,801-113,200	64,801-69,600	7,000	
—	—	156,701-167,900	113,201-121,300	69,601-74,600	7,250	
—	—	167,901-179,400	121,301-129,600	74,601-79,800	7,500	
—	—	179,401-191,400	129,601-138,300	79,801-85,100	7,750	
—	—	191,401-Greater	138,301-Greater	85,101-Greater	8,000	

For SI: 1 square foot = 0.0929 m², 1 gallon per minute = 3.785 L/m, 1 pound per square inch = 6.895kPa.

a. Types of construction are based on the *California Building Code*.

b. Measured at 20 psi.

CALIFORNIA FIRE CODE – MATRIX ADOPTION TABLE

APPENDIX C – FIRE HYDRANT LOCATIONS AND DISTRIBUTION

(Matrix Adoption Tables are non-regulatory, intended only as an aid to the user.)

See Chapter 1 for state agency authority and building applications.)

Adopting Agency	BSC	SFM		HCD			DSA		OSHDP				BSCC	DHS	AGR	DWR	CEC	CA	SL	SLC
		T-24	T-19*	1	2	1/AC	AC	SS	1	2	3	4								
Adopt Entire Chapter																				
Adopt Entire Chapter as amended (amended sections listed below)		X																		
Adopt only those sections that are listed below																				
[California Code of Regulations, Title 19, Division 1]																				
Chapter / Section																				
C101.1		X																		

* The California Code of Regulations (CCR), Title 19, Division 1 provisions that are found in the California Fire Code are a reprint from the current CCR, Title 19, Division 1 text for the code user's convenience only. The scope, applicability and appeals procedures of CCR, Title 19, Division I remain the same.

APPENDIX C

FIRE HYDRANT LOCATIONS AND DISTRIBUTION

The provisions contained in this appendix are not mandatory unless specifically referenced in the adopting ordinance.

SECTION C101 GENERAL

C101.1 Scope. Fire hydrants shall be provided in accordance with this appendix for the protection of buildings, or portions of buildings, hereafter constructed.

Exception: [SFM] Group B, S-2 and U occupancies having a floor area not exceeding 1,000 square feet, primarily constructed of noncombustible exterior walls with wood or steel roof framing, having a Class A roof assembly, with uses limited to the following or similar uses:

1. California State Parks buildings of an accessory nature (restrooms).
2. Safety roadside rest areas, (SRRA), public restrooms.
3. Truck inspection facilities, (TIF), California Highway Patrol (CHP) office space and vehicle inspection bays.
4. Sand/salt storage buildings, storage of sand and salt.

SECTION C102 LOCATION

C102.1 Fire hydrant locations. Fire hydrants shall be provided along required fire apparatus access roads and adjacent public streets.

SECTION C103 NUMBER OF FIRE HYDRANTS

C103.1 Fire hydrants available. The minimum number of fire hydrants available to a building shall not be less than that listed in Table C105.1. The number of fire hydrants available to a complex or subdivision shall not be less than that determined by spacing requirements listed in Table C105.1 when applied to fire apparatus access roads and perimeter public streets from which fire operations could be conducted.

SECTION C104 CONSIDERATION OF EXISTING FIRE HYDRANTS

C104.1 Existing fire hydrants. Existing fire hydrants on public streets are allowed to be considered as available. Existing fire hydrants on adjacent properties shall not be considered available unless fire apparatus access roads extend between properties and easements are established to prevent obstruction of such roads.

SECTION C105 DISTRIBUTION OF FIRE HYDRANTS

C105.1 Hydrant spacing. The average spacing between fire hydrants shall not exceed that listed in Table C105.1.

Exception: The fire chief is authorized to accept a deficiency of up to 10 percent where existing fire hydrants provide all or a portion of the required fire hydrant service.

Regardless of the average spacing, fire hydrants shall be located such that all points on streets and access roads adjacent to a building are within the distances listed in Table C105.1.

APPENDIX C

TABLE C105.1
NUMBER AND DISTRIBUTION OF FIRE HYDRANTS

FIRE-FLOW REQUIREMENT (gpm)	MINIMUM NUMBER OF HYDRANTS	AVERAGE SPACING BETWEEN HYDRANTS ^{a, b, c} (feet)	MAXIMUM DISTANCE FROM ANY POINT ON STREET OR ROAD FRONTAGE TO A HYDRANT ^d
1,750 or less	1	500	250
2,000-2,250	2	450	225
2,500	3	450	225
3,000	3	400	225
3,500-4,000	4	350	210
4,500-5,000	5	300	180
5,500	6	300	180
6,000	6	250	150
6,500-7,000	7	250	150
7,500 or more	8 or more ^e	200	120

For SI: 1 foot = 304.8 mm, 1 gallon per minute = 3.785 L/m.

- a. Reduce by 100 feet for dead-end streets or roads.
- b. Where streets are provided with median dividers which cannot be crossed by fire fighters pulling hose lines, or where arterial streets are provided with four or more traffic lanes and have a traffic count of more than 30,000 vehicles per day, hydrant spacing shall average 500 feet on each side of the street and be arranged on an alternating basis up to a fire-flow requirement of 7,000 gallons per minute and 400 feet for higher fire-flow requirements.
- c. Where new water mains are extended along streets where hydrants are not needed for protection of structures or similar fire problems, fire hydrants shall be provided at spacing not to exceed 1,000 feet to provide for transportation hazards.
- d. Reduce by 50 feet for dead-end streets or roads.
- e. One hydrant for each 1,000 gallons per minute or fraction thereof.

**CALIFORNIA FIRE CODE – MATRIX ADOPTION TABLE
APPENDIX CC – FIRE HYDRANT LOCATIONS AND DISTRIBUTION**

(Matrix Adoption Tables are non-regulatory, intended only as an aid to the user.

See Chapter 1 for state agency authority and building applications.)

Adopting Agency	BSC	SFM		HCD			DSA		OSHPD				BSCC	DHS	AGR	DWR	CEC	CA	SL	SLC
		T-24	T-19*	1	2	1/AC	AC	SS	1	2	3	4								
Adopt Entire Chapter		X																		
Adopt Entire Chapter as amended (amended sections listed below)																				
Adopt only those sections that are listed below																				
[California Code of Regulations, Title 19, Division 1]																				
Chapter / Section																				

* The California Code of Regulations (CCR), Title 19, Division 1 provisions that are found in the California Fire Code are a reprint from the current CCR, Title 19, Division 1 text for the code user's convenience only. The scope, applicability and appeals procedures of CCR, Title 19, Division I remain the same.

APPENDIX CC

FIRE HYDRANT LOCATIONS AND DISTRIBUTION

**SECTION CC101
SCOPE**

CC101.1 Fire hydrants shall be provided in accordance with this appendix for the protection of any school buildings, or portions thereof hereafter constructed for which review and approval are required under Subdivision(a) of Section 17280 of the Government Code.

**SECTION CC102
LOCATION**

CC102.1 Fire hydrants shall be provided along required fire apparatus access roads and adjacent public streets.

**SECTION CC103
NUMBER OF FIRE HYDRANTS**

CC103.1 The minimum number of fire hydrants available to a building shall not be less than that listed in Table CC105.1. The number of fire hydrants available to a complex or subdivision shall not be less than that determined by spacing requirements listed in Table CC105.1 when applied to fire apparatus access roads and perimeter streets from which fire operations could be conducted.

SECTION CC104

CONSIDERATION OF EXISTING FIRE HYDRANTS

CC104.1 Existing fire hydrants on public streets are allowed to be considered as available. Existing fire hydrants on adjacent properties shall not be considered available unless fire apparatus access roads extend between properties and easements are established to prevent obstruction of such roads.

SECTION CC105

DISTRIBUTION OF FIRE HYDRANTS

CC105.1 The average spacing between fire hydrants shall not exceed that listed in Table CC105.1.

Exception: A deficiency of up to 10 percent shall not be allowed when existing fire hydrants provide all, or a portion, of the required fire hydrant service.

Regardless of the average spacing, fire hydrants shall be located such that all points on streets and access roads adjacent to a building are within the distances listed in Table CC105.1.

**TABLE CC105.1
NUMBER AND DISTRIBUTION OF FIRE HYDRANTS**

FIRE-FLOW REQUIREMENT (gpm)	MINIMUM NUMBER OF HYDRANTS	AVERAGE SPACING BETWEEN HYDRANTS ^{a, b, c} (feet)	MAXIMUM DISTANCE FROM ANY POINT ON STREET OR ROAD FRONTAGE TO A HYDRANT ^d
1,750 or less	1	500	250
2,000-2,250	2	450	225
2,500	3	450	225
3,000	3	400	225
3,500-4,000	4	350	210
4,500-5,000	5	300	180
5,500	6	300	180
6,000	6	250	150
6,500-7,000	7	250	150
7,500 or more	8 or more ^e	200	120

For SI: 1 foot = 304.8 mm, 1 gallon per minute = 3.785 L/m.

- a. Reduce by 100 feet for dead-end streets or roads.
- b. Where streets are provided with median dividers which can be crossed by fire fighters pulling hose lines, or where arterial streets are provided with four or more traffic lanes and have a traffic count of more than 30,000 vehicles per day, hydrant spacing shall average 500 feet on each side of the street and be arranged on an alternating basis up to a fire-flow requirement of 7,000 gallons per minute and 400 feet for higher fire-flow requirements.
- c. Where new water mains are extended along streets where hydrants are not needed for protection of structures or similar fire problems, fire hydrants shall be provided at spacing not to exceed 1,000 feet to provide for transportation hazards.
- d. Reduce by 50 feet for dead-end streets or roads.
- e. One hydrant for each 1,000 gallons per minute or fraction thereof.

CC105.2 When public or private water mains are not available to supply fire flow [not within 1,000 feet (304 800 mm) of the proposed building], the following alternatives shall be used:

- 1. Building(s) shall be protected by an automatic sprinkler system

Exception: Portable (relocatable) buildings, as defined in California Education Code Section 17742.5(e), which requires that portable buildings be designed and constructed to be relocatable over public streets, shall be designed and constructed for relocation without the separation of the roof or floor from the building and when measured at the most exterior walls, shall have a floor area not in excess of 2,000 square feet (186 m²). Such portable buildings shall be separated from other structures in groupings not to exceed 9,100 square feet (845 m²) in building area (pursuant to Table 503, California Building Code, for Type V-B buildings). Further area increases shall be as approved by the local fire authority having jurisdiction and the state fire marshal.

The water for sprinklers may be supplied by the domestic system, a pressure tank, a gravity tank or

other means in accordance with NPFA 13. Water tanks shall be installed in accordance with NFPA 22. (See the California Building Code, Chapter 9.)

- 2. When the adequate fire flow is not available and the water for sprinklers is provided from a source other than a public water supply, the amount of water to supply the system shall be calculated using the area/density method or the room design method as delineated in NFPA 13. The calculated duration of water flow to sprinklers shall not be less than 15 minutes to 10 heads.
- 3. The sprinkler system shall have a water flow alarm monitored by an approved central, proprietary or remote station service or a local alarm which will give audible and visual signals at a constant attended location.
- 4. When this alternative is utilized and the calculated water duration to a sprinkler is less than NFPA 13 recommendations, the area increases and fire resistive substitutions allowed in Chapter 5 of the California Building Code shall not be permitted.

CALIFORNIA FIRE CODE – MATRIX ADOPTION TABLE
APPENDIX D – FIRE APPARATUS ACCESS ROADS
 (Matrix Adoption Tables are non-regulatory, intended only as an aid to the user.
 See Chapter 1 for state agency authority and building applications.)
(Not adopted by the State Fire Marshal)

Adopting Agency	BSC	SFM		HCD			DSA		OSHPD				BSCC	DHS	AGR	DWR	CEC	CA	SL	SLC
		T-24	T-19*	1	2	1/AC	AC	SS	1	2	3	4								
Adopt Entire Chapter																				
Adopt Entire Chapter as amended (amended sections listed below)																				
Adopt only those sections that are listed below																				
[California Code of Regulations, Title 19, Division 1]																				
Chapter / Section																				

* The California Code of Regulations (CCR), Title 19, Division 1 provisions that are found in the California Fire Code are a reprint from the current CCR, Title 19, Division 1 text for the code user's convenience only. The scope, applicability and appeals procedures of CCR, Title 19, Division I remain the same.

APPENDIX D
FIRE APPARATUS ACCESS ROADS

The provisions contained in this appendix are not mandatory unless specifically referenced in the adopting ordinance.

SECTION D101
GENERAL

D101.1 Scope. Fire apparatus access roads shall be in accordance with this appendix and all other applicable requirements of the California Fire Code.

SECTION D102
REQUIRED ACCESS

D102.1 Access and loading. Facilities, buildings or portions of buildings hereafter constructed shall be accessible to fire department apparatus by way of an approved fire apparatus access road with an asphalt, concrete or other approved driving surface capable of supporting the imposed load of fire apparatus weighing at least 75,000 pounds (34 050 kg).

SECTION D103
MINIMUM SPECIFICATIONS

D103.1 Access road width with a hydrant. Where a fire hydrant is located on a fire apparatus access road, the minimum road width shall be 26 feet (7925 mm), exclusive of shoulders (see Figure D103.1).

D103.2 Grade. Fire apparatus access roads shall not exceed 10 percent in grade.

Exception: Grades steeper than 10 percent as approved by the fire chief.

D103.3 Turning radius. The minimum turning radius shall be determined by the fire code official.

D103.4 Dead ends. Dead-end fire apparatus access roads in excess of 150 feet (45 720 mm) shall be provided with width and turnaround provisions in accordance with Table D103.4.

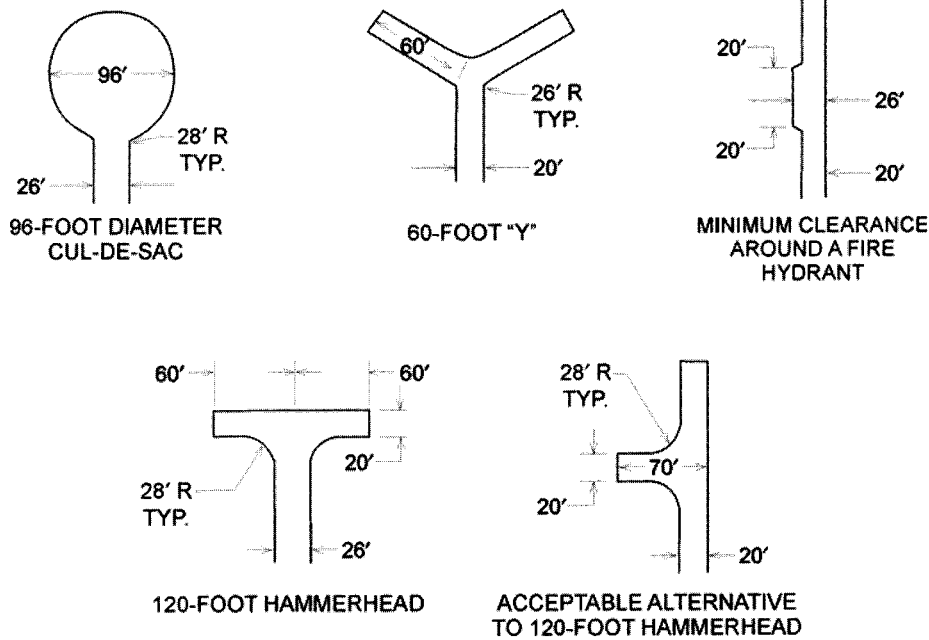
TABLE D103.4
REQUIREMENTS FOR DEAD-END
FIRE APPARATUS ACCESS ROADS

LENGTH (feet)	WIDTH (feet)	TURNAROUNDS REQUIRED
0-150	20	None required
151-500	20	120-foot Hammerhead, 60-foot "Y" or 96-foot diameter cul-de-sac in accordance with Figure D103.1
501-750	26	120-foot Hammerhead, 60-foot "Y" or 96-foot diameter cul-de-sac in accordance with Figure D103.1
Over 750		Special approval required

For SI: 1 foot = 304.8 mm.

D103.5 Fire apparatus access road gates. Gates securing the fire apparatus access roads shall comply with all of the following criteria:

1. The minimum gate width shall be 20 feet (6096 mm).
2. Gates shall be of the swinging or sliding type.
3. Construction of gates shall be of materials that allow manual operation by one person.
4. Gate components shall be maintained in an operative condition at all times and replaced or repaired when defective.
5. Electric gates shall be equipped with a means of opening the gate by fire department personnel for emergency access. Emergency opening devices shall be approved by the fire code official.



For SI: 1 foot = 304.8 mm.

FIGURE D103.1
DEAD-END FIRE APPARATUS ACCESS ROAD TURNAROUND

6. Manual opening gates shall not be locked with a padlock or chain and padlock unless they are capable of being opened by means of forcible entry tools or when a key box containing the key(s) to the lock is installed at the gate location.
7. Locking device specifications shall be submitted for approval by the fire code official.
8. Electric gate operators, where provided, shall be listed in accordance with UL 325.
9. Gates intended for automatic operation shall be designed, constructed and installed to comply with the requirements of ASTM F 2200.

D103.6 Signs. Where required by the fire code official, fire apparatus access roads shall be marked with permanent NO PARKING—FIRE LANE signs complying with Figure D103.6. Signs shall have a minimum dimension of 12 inches (305 mm) wide by 18 inches (457 mm) high and have red letters on a white reflective background. Signs shall be posted on one or both sides of the fire apparatus road as required by Section D103.6.1 or D103.6.2.

D103.6.1 Roads 20 to 26 feet in width. Fire lane signs as specified in Section D103.6 shall be posted on both sides of fire apparatus access roads that are 20 to 26 feet wide (6096 to 7925 mm).

D103.6.2 Roads more than 26 feet in width. Fire lane signs as specified in Section D103.6 shall be posted on one side of fire apparatus access roads more than 26 feet wide (7925 mm) and less than 32 feet wide (9754 mm).

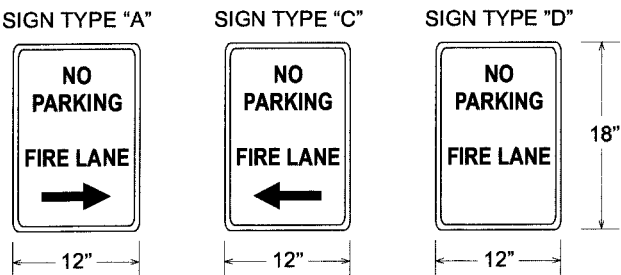


FIGURE D103.6
FIRE LANE SIGNS

SECTION D104
COMMERCIAL AND INDUSTRIAL DEVELOPMENTS

D104.1 Buildings exceeding three stories or 30 feet in height. Buildings or facilities exceeding 30 feet (9144 mm) or three stories in height shall have at least two means of fire apparatus access for each structure.

D104.2 Buildings exceeding 62,000 square feet in area. Buildings or facilities having a gross building area of more than 62,000 square feet (5760 m²) shall be provided with two separate and approved fire apparatus access roads.

Exception: Projects having a gross building area of up to 124,000 square feet (11 520 m²) that have a single approved fire apparatus access road when all buildings are equipped throughout with approved automatic sprinkler systems.

D104.3 Remoteness. Where two fire apparatus access roads are required, they shall be placed a distance apart equal to not less than one half of the length of the maximum overall diagonal dimension of the lot or area to be served, measured in a straight line between accesses.

**SECTION D105
AERIAL FIRE APPARATUS ACCESS ROADS**

D105.1 Where required. Where the vertical distance between the grade plane and the highest roof surface exceeds 30 feet (9144 mm), approved aerial fire apparatus access roads shall be provided. For purposes of this section, the highest roof surface shall be determined by measurement to the eave of a pitched roof, the intersection of the roof to the exterior wall, or the top of parapet walls, whichever is greater.

D105.2 Width. Aerial fire apparatus access roads shall have a minimum unobstructed width of 26 feet (7925 mm), exclusive of shoulders, in the immediate vicinity of the building or portion thereof.

D105.3 Proximity to building. At least one of the required access routes meeting this condition shall be located within a minimum of 15 feet (4572 mm) and a maximum of 30 feet (9144 mm) from the building, and shall be positioned parallel to one entire side of the building. The side of the building on which the aerial fire apparatus access road is positioned shall be approved by the fire code official.

D105.4 Obstructions. Overhead utility and power lines shall not be located over the aerial fire apparatus access road or between the aerial fire apparatus road and the building. Other obstructions shall be permitted to be placed with the approval of the fire code official.

**SECTION D106
MULTIPLE-FAMILY RESIDENTIAL DEVELOPMENTS**

D106.1 Projects having more than 100 dwelling units. Multiple-family residential projects having more than 100 dwelling units shall be equipped throughout with two separate and approved fire apparatus access roads.

Exception: Projects having up to 200 dwelling units may have a single approved fire apparatus access road when all buildings, including nonresidential occupancies, are equipped throughout with approved automatic sprinkler systems installed in accordance with Section 903.3.1.1 or 903.3.1.2.

D106.2 Projects having more than 200 dwelling units. Multiple-family residential projects having more than 200 dwelling units shall be provided with two separate and approved fire apparatus access roads regardless of whether they are equipped with an approved automatic sprinkler system.

**SECTION D107
ONE- OR TWO-FAMILY RESIDENTIAL DEVELOPMENTS**

D107.1 One- or two-family dwelling residential developments. Developments of one- or two-family dwellings where the number of dwelling units exceeds 30 shall be provided with two separate and approved fire apparatus access roads, and shall meet the requirements of Section D104.3.

Exceptions:

1. Where there are more than 30 dwelling units on a single public or private fire apparatus access road and all dwelling units are equipped throughout with an approved automatic sprinkler system in accordance with Section 903.3.1.1, 903.3.1.2 or 903.3.1.3 of the *California Fire Code*, access from two directions shall not be required.
2. The number of *dwelling units* on a single fire apparatus access road shall not be increased unless fire apparatus access roads will connect with future development, as determined by the fire code official.

**D108
REFERENCED STANDARDS**

ASTM	F 2200—05	Standard Specification for Automated Vehicular Gate Construction	D103.5
UL	325—02	Door, Drapery, Gate, Louver, and Window Operators and Systems, with Revisions through February 2006	D103.5



CALIFORNIA FIRE CODE – MATRIX ADOPTION TABLE APPENDIX E – HAZARD CATEGORIES

(Matrix Adoption Tables are non-regulatory, intended only as an aid to the user.
See Chapter 1 for state agency authority and building applications.)

(Not adopted by the State Fire Marshal)

Adopting Agency	BSC	SFM		HCD			DSA		OSHPD				BSCC	DHS	AGR	DWR	CEC	CA	SL	SLC
		T-24	T-19*	1	2	1/AC	AC	SS	1	2	3	4								
Adopt Entire Chapter																				
Adopt Entire Chapter as amended (amended sections listed below)																				
Adopt only those sections that are listed below																				
[California Code of Regulations, Title 19, Division 1]																				
Chapter / Section																				

* The *California Code of Regulations* (CCR), Title 19, Division 1 provisions that are found in the *California Fire Code* are a reprint from the current CCR, Title 19, Division 1 text for the code user's convenience only. The scope, applicability and appeals procedures of CCR, Title 19, Division I remain the same.

APPENDIX E

HAZARD CATEGORIES

This appendix is for information purposes and is not intended for adoption.

SECTION E101 GENERAL

E101.1 Scope. This appendix provides information, explanations and examples to illustrate and clarify the hazard categories contained in Chapter 50 of the *California Fire Code*. The hazard categories are based upon the DOL 29 CFR. Where numerical classifications are included, they are in accordance with nationally recognized standards.

This appendix should not be used as the sole means of hazardous materials classification.

SECTION E102 HAZARD CATEGORIES

E102.1 Physical hazards. Materials classified in this section pose a physical hazard.

E102.1.1 Explosives and blasting agents. The current UN/DOT classification system recognized by international authorities, the Department of Defense and others classifies all explosives as Class 1 materials. They are then divided into six separate divisions to indicate their relative hazard. There is not a direct correlation between the designations used by the old DOT system and those used by the current system nor is there correlation with the system (high and low) established by the Bureau of Alcohol, Tobacco, Firearms and Explosives (BATF). Table 5604.3 of the *California Fire Code* provides some guidance with regard to the current categories and their relationship to the old categories. Some items may appear in more than one division, depending on factors such as the degree of

confinement or separation, by type of packaging, storage configuration or state of assembly.

In order to determine the level of hazard presented by explosive materials, testing to establish quantitatively their explosive nature is required. There are numerous test methods that have been used to establish the character of an explosive material. Standardized tests, required for finished goods containing explosives or explosive materials in a packaged form suitable for shipment or storage, have been established by UN/DOT and BATF. However, these tests do not consider key elements that should be examined in a manufacturing situation. In manufacturing operations, the condition and/or the state of a material may vary within the process. The in-process material classification and classification requirements for materials used in the manufacturing process may be different from the classification of the same material when found in finished goods depending on the stage of the process in which the material is found. A classification methodology must be used that recognizes the hazards commensurate with the application to the variable physical conditions as well as potential variations of physical character and type of explosive under consideration.

Test methods or guidelines for hazard classification of energetic materials used for in-process operations shall be approved by the fire code official. Test methods used shall be DOD, BATF, UN/DOT or other approved criteria. The results of such testing shall become a portion of the files of the jurisdiction and be included as an independent section of any Hazardous Materials Management Plan (HMMP) required by Section 5605.2.1 of the *California Fire Code*. Also see Section 104.7.2 of the *California Fire Code*.

Examples of materials in various Divisions are as follows:

1. Division 1.1 (High Explosives). Consists of explosives that have a mass explosion hazard. A mass explosion is one which affects almost the entire pile of material instantaneously. Includes substances that, when tested in accordance with approved methods, can be caused to detonate by means of a blasting cap when unconfined or will transition from deflagration to a detonation when confined or unconfined. Examples: dynamite, TNT, nitroglycerine, C-3, HMX, RDX, encased explosives, military ammunition.
2. Division 1.2 (Low Explosives). Consists of explosives that have a projection hazard, but not a mass explosion hazard. Examples: nondetonating encased explosives, military ammunition and the like.
3. Division 1.3 (Low Explosives). Consists of explosives that have a fire hazard and either a minor blast hazard or a minor projection hazard or both, but not a mass explosion hazard. The major hazard is radiant heat or violent burning, or both. Can be deflagrated when confined. Examples: smokeless powder, propellant explosives, display fireworks.
4. Division 1.4. Consists of explosives that pose a minor explosion hazard. The explosive effects are largely confined to the package and no projection of fragments of appreciable size or range is expected. An internal fire must not cause virtually instantaneous explosion of almost the entire contents of the package. Examples: squibs (nondetonating igniters), explosive actuators, explosive trains (low-level detonating cord).
5. Division 1.5 (Blasting Agents). Consists of very insensitive explosives. This division is comprised of substances which have a mass explosion hazard, but are so insensitive that there is very little probability of initiation or of transition from burning to detonation under normal conditions of transport. Materials are not cap sensitive; however, they are mass detonating when provided with sufficient input. Examples: oxidizer and liquid fuel slurry mixtures and gels, ammonium nitrate combined with fuel oil.
6. Division 1.6. Consists of extremely insensitive articles which do not have a mass explosive hazard. This division is comprised of articles which contain only extremely insensitive detonating substances and which demonstrate a negligible probability of accidental initiation or propagation. Although this category of materials has been defined, the primary application is currently limited to military uses. Examples: Low vulnerability military weapons.

Explosives in each division are assigned a compatibility group letter by the Associate Administrator for Hazardous Materials Safety (DOT) based on criteria specified by DOTn 49 CFR. Compatibility group letters are used to specify the controls for the transportation and storage related to various materials to prevent an increase in haz-

ard that might result if certain types of explosives were stored or transported together. Altogether, there are 35 possible classification codes for explosives, e.g., 1.1A, 1.3C, 1.4S, etc.

E102.1.2 Compressed gases. Examples include:

1. Flammable: acetylene, carbon monoxide, ethane, ethylene, hydrogen, methane. Ammonia will ignite and burn although its flammable range is too narrow for it to fit the definition of "Flammable gas."

For binary mixtures where the hazardous component is diluted with a nonflammable gas, the mixture shall be categorized in accordance with CGA P-23.
2. Oxidizing: oxygen, ozone, oxides of nitrogen, chlorine and fluorine. Chlorine and fluorine do not contain oxygen but reaction with flammables is similar to that of oxygen.
3. Corrosive: ammonia, hydrogen chloride, fluorine.
4. Highly toxic: arsine, cyanogen, fluorine, germane, hydrogen cyanide, nitric oxide, phosphine, hydrogen selenide, stibine.
5. Toxic: chlorine, hydrogen fluoride, hydrogen sulfide, phosgene, silicon tetrafluoride.
6. Inert (chemically unreactive): argon, helium, krypton, neon, nitrogen, xenon.
7. Pyrophoric: diborane, dichloroborane, phosphine, silane.
8. Unstable (reactive): butadiene (unstabilized), ethylene oxide, vinyl chloride.

E102.1.3 Flammable and combustible liquids. Examples include:

1. Flammable liquids.

Class IA liquids shall include those having flash points below 73°F (23°C) and having a boiling point at or below 100°F (38°C).

Class IB liquids shall include those having flash points below 73°F (23°C) and having a boiling point at or above 100°F (38°C).

Class IC liquids shall include those having flash points at or above 73°F (23°C) and below 100°F (38°C).

2. Combustible liquids.

Class II liquids shall include those having flash points at or above 100°F (38°C) and below 140°F (60°C).

Class IIIA liquids shall include those having flash points at or above 140°F (60°C) and below 200°F (93°C).

Class IIIB liquids shall include those liquids having flash points at or above 200°F (93°C).

E102.1.4 Flammable solids. Examples include:

1. Organic solids: camphor, cellulose nitrate, naphthalene.

2. Inorganic solids: decaborane, lithium amide, phosphorous heptasulfide, phosphorous sesquisulfide, potassium sulfide, anhydrous sodium sulfide, sulfur.
3. Combustible metals (except dusts and powders): cesium, magnesium, zirconium.

E102.1.5 Combustible dusts and powders. Finely divided solids which may be dispersed in air as a dust cloud: wood sawdust, plastics, coal, flour, powdered metals (few exceptions).

E102.1.6 Combustible fibers. See Section 5202.1.

E102.1.7 Oxidizers. Examples include:

1. Gases: oxygen, ozone, oxides of nitrogen, fluorine and chlorine (reaction with flammables is similar to that of oxygen).
2. Liquids: bromine, hydrogen peroxide, nitric acid, perchloric acid, sulfuric acid.
3. Solids: chlorates, chromates, chromic acid, iodine, nitrates, nitrites, perchlorates, peroxides.

E102.1.7.1 Examples of liquid and solid oxidizers according to hazard.

Class 4: ammonium perchlorate (particle size greater than 15 microns), ammonium permanganate, guanidine nitrate, hydrogen peroxide solutions more than 91 percent by weight, perchloric acid solutions more than 72.5 percent by weight, potassium superoxide, tetranitromethane.

Class 3: ammonium dichromate, calcium hypochlorite (over 50 percent by weight), chloric acid (10 percent maximum concentration), hydrogen peroxide solutions (greater than 52 percent up to 91 percent), mono-(trichloro)-tetra-(monopotassium dichloro)-penta-s-triazinetriene, nitric acid, (fuming - more than 86 percent concentration), perchloric acid solutions (60 percent to 72 percent by weight), potassium bromate, potassium chlorate, potassium dichloro-s-triazinetriene (potassium dichloro-isocyanurate), sodium bromate, sodium chlorate, sodium chlorite (over 40 percent by weight) and sodium dichloro-s-triazinetriene (sodium dichloro-isocyanurate).

Class 2: barium bromate, barium chlorate, barium hypochlorite, barium perchlorate, barium permanganate, 1-bromo-3-chloro-5, 5-dimethylhydantoin, calcium chlorate, calcium chlorite, calcium hypochlorite (50 percent or less by weight), calcium perchlorate, calcium permanganate, chromium trioxide (chromic acid), copper chlorate, halane (1, 3-dichloro-5, 5-dimethylhydantoin), hydrogen peroxide (greater than 27.5 percent up to 52 percent), lead perchlorate, lithium chlorate, lithium hypochlorite (more than 39 percent available chlorine), lithium perchlorate, magnesium bromate, magnesium chlorate, magnesium perchlorate, mercurous chlorate, nitric acid (more than 40 percent but less than 86 percent), perchloric acid solutions (more than 50 percent but less than 60 percent), potassium perchlo-

rate, potassium permanganate, potassium peroxide, potassium superoxide, silver peroxide, sodium chlorite (40 percent or less by weight), sodium perchlorate, sodium perchlorate monohydrate, sodium permanganate, sodium peroxide, strontium chlorate, strontium perchlorate, thallium chlorate, trichloro-s-triazinetriene (trichloroisocyanuric acid), urea hydrogen peroxide, zinc bromate, zinc chlorate and zinc permanganate.

Class 1: all inorganic nitrates (unless otherwise classified), all inorganic nitrites (unless otherwise classified), ammonium persulfate, barium peroxide, calcium peroxide, hydrogen peroxide solutions (greater than 8 percent up to 27.5 percent), lead dioxide, lithium hypochlorite (39 percent or less available chlorine), lithium peroxide, magnesium peroxide, manganese dioxide, nitric acid (40 percent concentration or less), perchloric acid solutions (less than 50 percent by weight), potassium dichromate, potassium percarbonate, potassium persulfate, sodium carbonate peroxide, sodium dichloro-s-triazinetriene dihydrate, sodium dichromate, sodium perborate (anhydrous), sodium perborate monohydrate, sodium perborate tetra-hydrate, sodium percarbonate, sodium persulfate, strontium peroxide and zinc peroxide.

E102.1.8 Organic peroxides. Organic peroxides contain the double oxygen or peroxy (-o-o) group. Some are flammable compounds and subject to explosive decomposition. They are available as:

1. Liquids.
2. Pastes.
3. Solids (usually finely divided powers).

E102.1.8.1 Classification of organic peroxides according to hazard.

Unclassified: Unclassified organic peroxides are capable of detonation and are regulated in accordance with Chapter 56 of the *California Fire Code*.

Class I: acetyl cyclohexane sulfonyl 60-65 percent concentration by weight, fulfonyl peroxide, benzoyl peroxide over 98 percent concentration, t-butyl hydroperoxide 90 percent, t-butyl peroxyacetate 75 percent, t-butyl peroxyisopropylcarbonate 92 percent, diisopropyl peroxydicarbonate 100 percent, di-n-propyl peroxydicarbonate 98 percent, and di-n-propyl peroxydicarbonate 85 percent.

Class II: acetyl peroxide 25 percent, t-butyl hydroperoxide 70 percent (with DTBP and t-BuOH diluents), t-butyl peroxybenzoate 98 percent, t-butyl peroxy-2-ethylhexanoate 97 percent, t-butyl peroxyisobutyrate 75 percent, t-butyl peroxyisopropylcarbonate 75 percent, t-butyl peroxy-pivalate 75 percent, dybenzoyl peroxydicarbonate 85 percent, di-sec-butyl peroxydicarbonate 98 percent, di-sec-butyl peroxydicarbonate 75 percent, 1,1-di-(t-butyl-peroxy)-3,5,5-trimethylcyclohexane 95 percent, di-(2-ethylhexyl) peroxydicarbonate 97 percent, 2,5-

dymethyl-2-5 di (benzoylperoxy) hexane 92 percent, and peroxyacetic acid 43 percent.

Class III: acetyl cyclohexane sulfonal peroxide 29 percent, benzoyl peroxide 78 percent, benzoyl peroxide paste 55 percent, benzoyl peroxide paste 50 percent peroxide/50 percent butylbenzylphthalate diluent, cumene hydroperoxide 86 percent, di-(4-butylcyclohexyl) peroxydicarbonate 98 percent, t-butyl peroxy-2-ethylhexanoate 97 percent, t-butyl peroxyneodecanoate 75 percent, decanoyl peroxide 98.5 percent, di-t-butyl peroxide 99 percent, 1,1-di-(t-butylperoxy)3,5,5-trimethylcyclohexane 75 percent, 2,4-dichlorobenzoyl peroxide 50 percent, diisopropyl peroxydicarbonate 30 percent, 2,5-dimethyl-2,5-di-(2-ethylhexanolyperoxy)-hexane 90 percent, 2,5-dimethyl-2,5-di-(t-butylperoxy) hexane 90 percent and methyl ethyl ketone peroxide 9 percent active oxygen diluted in dimethyl phthalate.

Class IV: benzoyl peroxide 70 percent, benzoyl peroxide paste 50 percent peroxide/15 percent water/35 percent butylphthalate diluent, benzoyl peroxide slurry 40 percent, benzoyl peroxide powder 35 percent, t-butyl hydroperoxide 70 percent, (with water diluent), t-butyl peroxy-2-ethylhexanoate 50 percent, decumyl peroxide 98 percent, di-(2-ethylhexal) peroxydicarbonate 40 percent, laurel peroxide 98 percent, p-methane hydroperoxide 52.5 percent, methyl ethyl ketone peroxide 5.5 percent active oxygen and methyl ethyl ketone peroxide 9 percent active oxygen diluted in water and glycols.

Class V: benzoyl peroxide 35 percent, 1,1-di-t-butyl peroxy 3,5,5-trimethylcyclohexane 40 percent, 2,5-di-(t-butyl peroxy) hexane 47 percent and 2,4-pentanedione peroxide 4 percent active oxygen.

E102.1.9 Pyrophoric materials. Examples include:

1. Gases: diborane, phosphine, silane.
2. Liquids: diethylaluminum chloride, di-ethylberyllium, diethylphosphine, diethylzinc, dimethylarsine, triethylaluminum etherate, tri-ethylbismuthine, tri-ethylboron, trimethylaluminum, trimethylgallium.
3. Solids: cesium, hafnium, lithium, white or yellow phosphorous, plutonium, potassium, rubidium, sodium, thorium.

E102.1.10 Unstable (reactive) materials. Examples include:

Class 4: acetyl peroxide, dibutyl peroxide, dinitrobenzene, ethyl nitrate, peroxyacetic acid and picric acid (dry) trinitrobenzene.

Class 3: hydrogen peroxide (greater than 52 percent), hydroxylamine, nitromethane, paranitroaniline, perchloric acid and tetrafluoroethylene monomer.

Class 2: acrolein, acrylic acid, hydrazine, methacrylic acid, sodium perchlorate, styrene and vinyl acetate.

Class 1: acetic acid, hydrogen peroxide 35 percent to 52 percent, paraldehyde and tetrahydrofuran.

E102.1.11 Water-reactive materials. Examples include:

Class 3: aluminum alkyls such as triethylaluminum, isobutylaluminum and trimethylaluminum; bromine pentafluoride, bromine trifluoride, chlorodiethylaluminum and diethylzinc.

Class 2: calcium carbide, calcium metal, cyanogen bromide, lithium hydride, methyldichlorosilane, potassium metal, potassium peroxide, sodium metal, sodium peroxide, sulfuric acid and trichlorosilane.

Class 1: acetic anhydride, sodium hydroxide, sulfur monochloride and titanium tetrachloride.

E102.1.12 Cryogenic fluids. The cryogenics listed will exist as compressed gases when they are stored at ambient temperatures.

1. Flammable: carbon monoxide, deuterium (heavy hydrogen), ethylene, hydrogen, methane.
2. Oxidizing: fluorine, nitric oxide, oxygen.
3. Corrosive: fluorine, nitric oxide.
4. Inert (chemically unreactive): argon, helium, krypton, neon, nitrogen, xenon.
5. Highly toxic: fluorine, nitric oxide.

E102.2 Health hazards. Materials classified in this section pose a health hazard.

E102.2.1 Highly toxic materials. Examples include:

1. Gases: arsine, cyanogen, diborane, fluorine, germane, hydrogen cyanide, nitric oxide, nitrogen dioxide, ozone, phosphine, hydrogen selenide, stibine.
2. Liquids: acrolein, acrylic acid, 2-chloroethanol (ethylene chlorohydrin), hydrazine, hydrocyanic acid, 2-methylaziridine (propylenimine), 2-methyl-acetonitrile (acetone cyanohydrin), methyl ester isocyanic acid (methyl isocyanate), nicotine, tetranitromethane and tetraethylstannane (tetraethyltin).
3. Solids: (aceto) phenylmercury (phenyl mercuric acetate), 4-aminopyridine, arsenic pentoxide, arsenic trioxide, calcium cyanide, 2-chloroacetophenone, aflatoxin B, decaborane(14), mercury (II) bromide (mercuric bromide), mercury (II) chloride (corrosive mercury chloride), pentachlorophenol, methyl parathion, phosphorus (white) and sodium azide.

E102.2.2 Toxic materials. Examples include:

1. Gases: boron trichloride, boron trifluoride, chlorine, chlorine trifluoride, hydrogen fluoride, hydrogen sulfide, phosgene, silicon tetrafluoride.
2. Liquids: acrylonitrile, allyl alcohol, alpha-chlorotoluene, aniline, 1-chloro-2,3-epoxypropane, chloroformic acid (allyl ester), 3-chloropropene (allyl chloride), o-cresol, crotonaldehyde, dibromomethane, diisopropylamine, diethyl ester sulfuric acid, dimethyl ester sulfuric acid, 2-furaldehyde (furfural), furfural alcohol, phosphorus chloride, phosphoryl chloride (phosphorus oxychloride) and thionyl chloride.
3. Solids: acrylamide, barium chloride, barium (II) nitrate, benzidine, p-benzoquinone, beryllium chlo-

ride, cadmium chloride, cadmium oxide, chloroacetic acid, chlorophenylmercury (phenyl mercuric chloride), chromium (VI) oxide (chromic acid, solid), 2,4-dinitrotoluene, hydroquinone, mercury chloride (calomel), mercury (II) sulfate (mercuric sulfate), osmium tetroxide, oxalic acid, phenol, P-phenylenediamine, phenylhydrazine, 4-phenylmorpholine, phosphorus sulfide, potassium fluoride, potassium hydroxide, selenium (IV) disulfide and sodium fluoride.

E102.2.3 Corrosives. Examples include:

1. Acids: Examples: chromic, formic, hydrochloric (muriatic) greater than 15 percent, hydrofluoric, nitric (greater than 6 percent, perchloric, sulfuric (4 percent or more).
2. Bases (alkalis): hydroxides-ammonium (greater than 10 percent), calcium, potassium (greater than 1 percent), sodium (greater than 1 percent); certain carbonates-potassium.
3. Other corrosives: bromine, chlorine, fluorine, iodine, ammonia.

Note: Corrosives that are oxidizers, e.g., nitric acid, chlorine, fluorine; or are compressed gases, e.g., ammonia, chlorine, fluorine; or are water-reactive, e.g., concentrated sulfuric acid, sodium hydroxide, are physical hazards in addition to being health hazards.

SECTION E103 EVALUATION OF HAZARDS

E103.1 Degree of hazard. The degree of hazard present depends on many variables which should be considered individually and in combination. Some of these variables are as shown in Sections E103.1.1 through E103.1.5.

E103.1.1 Chemical properties of the material. Chemical properties of the material determine self reactions and reactions which may occur with other materials. Generally, materials within subdivisions of hazard categories will exhibit similar chemical properties. However, materials with similar chemical properties may pose very different hazards. Each individual material should be researched to determine its hazardous properties and then considered in relation to other materials that it might contact and the surrounding environment.

E103.1.2 Physical properties of the material. Physical properties, such as whether a material is a solid, liquid or gas at ordinary temperatures and pressures, considered along with chemical properties will determine requirements for containment of the material. Specific gravity (weight of a liquid compared to water) and vapor density (weight of a gas compared to air) are both physical properties which are important in evaluating the hazards of a material.

E103.1.3 Amount and concentration of the material. The amount of material present and its concentration must be considered along with physical and chemical properties to determine the magnitude of the hazard. Hydrogen per-

oxide, for example, is used as an antiseptic and a hair bleach in low concentrations (approximately 8 percent in water solution). Over 8 percent, hydrogen peroxide is classed as an oxidizer and is toxic. Above 90 percent, it is a Class 4 oxidizer "that can undergo an explosive reaction when catalyzed or exposed to heat, shock or friction," a definition which incidentally also places hydrogen peroxide over 90-percent concentration in the unstable (reactive) category. Small amounts at high concentrations may present a greater hazard than large amounts at low concentrations.

E103.1.3.1 Mixtures. Gases—toxic and highly toxic gases include those gases that have an LC₅₀ of 2,000 parts per million (ppm) or less when rats are exposed for a period of 1 hour or less. To maintain consistency with the definitions for these materials, exposure data for periods other than 1 hour must be normalized to 1 hour. To classify mixtures of compressed gases that contain one or more toxic or highly toxic components, the LC₅₀ of the mixture must be determined. Mixtures that contain only two components are binary mixtures. Those that contain more than two components are multicomponent mixtures. When two or more hazardous substances (components) having an LC₅₀ below 2,000 ppm are present in a mixture, their combined effect, rather than that of the individual substance components, must be considered. In the absence of information to the contrary, the effects of the hazards present must be considered as additive. Exceptions to the above rule may be made when there is a good reason to believe that the principal effects of the different harmful substances (components) are not additive.

For binary mixtures where the hazardous component is diluted with a nontoxic gas such as an inert gas, the LC₅₀ of the mixture is estimated by use of the methodology contained in CGA P-20. The hazard zones specified in CGA P-20 are applicable for DOTn purposes and shall not be used for hazard classification.

E103.1.4 Actual use, activity or process involving the material. The definition of handling, storage and use in closed systems refers to materials in packages or containers. Dispensing and use in open containers or systems describes situations where a material is exposed to ambient conditions or vapors are liberated to the atmosphere. Dispensing and use in open systems, then, are generally more hazardous situations than handling, storage or use in closed systems. The actual use or process may include heating, electric or other sparks, catalytic or reactive materials and many other factors which could affect the hazard and must therefore be thoroughly analyzed.

E103.1.5 Surrounding conditions. Conditions such as other materials or processes in the area, type of construction of the structure, fire protection features (e.g., fire walls, sprinkler systems, alarms, etc.), occupancy (use) of adjoining areas, normal temperatures, exposure to weather, etc., must be taken into account in evaluating the hazard.

APPENDIX E

E103.2 Evaluation questions. The following are sample evaluation questions:

1. What is the material? Correct identification is important; exact spelling is vital. Check labels, MSDS, ask responsible persons, etc.
2. What are the concentration and strength?
3. What is the physical form of the material? Liquids, gases and finely divided solids have differing requirements for spill and leak control and containment.
4. How much material is present? Consider in relation to permit amounts, maximum allowable quantity per control area (from Group H occupancy requirements), amounts which require detached storage and overall magnitude of the hazard.
5. What other materials (including furniture, equipment and building components) are close enough to interact with the material?
6. What are the likely reactions?
7. What is the activity involving the material?
8. How does the activity impact the hazardous characteristics of the material? Consider vapors released or hazards otherwise exposed.
9. What must the material be protected from? Consider other materials, temperature, shock, pressure, etc.
10. What effects of the material must people and the environment be protected from?
11. How can protection be accomplished? Consider:
 - 11.1. Proper containers and equipment.
 - 11.2. Separation by distance or construction.
 - 11.3. Enclosure in cabinets or rooms.
 - 11.4. Spill control, drainage and containment.
 - 11.5. Control systems-ventilation, special electrical, detection and alarm, extinguishment, explosion venting, limit controls, exhaust scrubbers and excess flow control.
 - 11.6. Administrative (operational) controls-signs, ignition source control, security, personnel training, established procedures, storage plans and emergency plans.

Evaluation of the hazard is a strongly subjective process; therefore, the person charged with this responsibility must gather as much relevant data as possible so that the decision will be objective and within the limits prescribed in laws, policies and standards.

It may be necessary to cause the responsible persons in charge to have tests made by qualified persons or testing laboratories to support contentions that a particular material or process is or is not hazardous. See Section 104.7.2 of the *California Fire Code*.

E104 REFERENCED STANDARDS

CGA (2003)	P-20—	Standard for Classification of Toxic Mixtures	E103.1.3.1
CGA (2003)	P-23—	Standard for Categorizing Gas Mixtures Containing Flammable and Nonflammable Components	E102.1.2

<

CALIFORNIA FIRE CODE – MATRIX ADOPTION TABLE APPENDIX F – HAZARD RANKING

(Matrix Adoption Tables are non-regulatory, intended only as an aid to the user.

See Chapter 1 for state agency authority and building applications.)

(Not adopted by the State Fire Marshal)

Adopting Agency	BSC	SFM		HCD			DSA		OSHPD				BSCC	DHS	AGR	DWR	CEC	CA	SL	SLC
		T-24	T-19*	1	2	1/AC	AC	SS	1	2	3	4								
Adopt Entire Chapter																				
Adopt Entire Chapter as amended (amended sections listed below)																				
Adopt only those sections that are listed below																				
[California Code of Regulations, Title 19, Division 1]																				
Chapter / Section																				

* The *California Code of Regulations* (CCR), Title 19, Division 1 provisions that are found in the *California Fire Code* are a reprint from the current CCR, Title 19, Division 1 text for the code user's convenience only. The scope, applicability and appeals procedures of CCR, Title 19, Division I remain the same.

APPENDIX F HAZARD RANKING

The provisions contained in this appendix are not mandatory unless specifically referenced in the adopting ordinance.

SECTION F101 GENERAL

F101.1 Scope. Assignment of levels of hazards to be applied to specific hazard classes as required by NFPA 704 shall be in accordance with this appendix. The appendix is based on application of the degrees of hazard as defined in NFPA 704 arranged by hazard class as for specific categories defined in Chapter 2 of the *California Fire Code* and used throughout.

F101.2 General. The hazard rankings shown in Table F101.2 have been established by using guidelines found within NFPA 704. As noted in Section 4.2 of NFPA 704, there could be specific reasons to alter the degree of hazard assigned to a specific material; for example, ignition temperature, flammable range or susceptibility of a container to rupture by an internal combustion explosion or to metal failure while under

pressure or because of heat from external fire. As a result, the degree of hazard assigned for the same material can vary when assessed by different people of equal competence.

The hazard rankings assigned to each class represent reasonable minimum hazard levels for a given class based on the use of criteria established by NFPA 704. Specific cases of use or storage may dictate the use of higher degrees of hazard in certain cases.

SECTION F102 REFERENCED STANDARDS

NFPA	704—12	Identification of the Hazards of Materials for Emergency Response	F101.1, F101.2	<
------	--------	---	----------------	---

APPENDIX F

TABLE F101.2
FIRE FIGHTER WARNING PLACARD DESIGNATIONS BASED ON HAZARD CLASSIFICATION CATEGORIES

HAZARD CATEGORY	DESIGNATION
Combustible liquid II	F2
Combustible liquid IIIA	F2
Combustible liquid IIIB	F1
Combustible dust	F4
Combustible fiber	F3
Cryogenic flammable	F4, H3
Cryogenic oxidizing	OX, H3
Explosive	R4
Flammable solid	F2
Flammable gas (gaseous)	F4
Flammable gas (liquefied)	F4
Flammable liquid IA	F4
Flammable liquid IB	F3
Flammable liquid IC	F3
Organic peroxide, UD	R4
Organic peroxide I	F4, R3
Organic peroxide II	F3, R3
Organic peroxide III	F2, R2
Organic peroxide IV	F1, R1
Organic peroxide V	None
Oxidizing gas (gaseous)	OX
Oxidizing gas (liquefied)	OX
Oxidizer 4	OX4
Oxidizer 3	OX3
Oxidizer 2	OX2
Oxidizer 1	OX1
Pyrophoric gases	F4
Pyrophoric solids, liquids	F3
Unstable reactive 4D	R4
Unstable reactive 3D	R4
Unstable reactive 3N	R2
Unstable reactive 2	R2
Unstable reactive 1	None
Water reactive 3	W3
Water reactive 2	W2
Corrosive	H3, COR
Toxic	H3
Highly toxic	H4

F—Flammable category.
R—Reactive category.
H—Health category.
W—Special hazard: water reactive.
OX—Special hazard: oxidizing properties.

COR—Corrosive.
UD—Unclassified detonable material.
4D—Class 4 detonable material.
3D—Class 3 detonable material.
3N—Class 3 nondetonable material.

**CALIFORNIA FIRE CODE – MATRIX ADOPTION TABLE
APPENDIX G – CRYOGENIC FLUIDS—WEIGHT AND VOLUME EQUIVALENTS**

(Matrix Adoption Tables are non-regulatory, intended only as an aid to the user.

See Chapter 1 for state agency authority and building applications.)

(Not adopted by the State Fire Marshal)

Adopting Agency	BSC	SFM		HCD			DSA		OSHPD				BSCC	DHS	AGR	DWR	CEC	CA	SL	SLC
		T-24	T-19*	1	2	1/AC	AC	SS	1	2	3	4								
Adopt Entire Chapter																				
Adopt Entire Chapter as amended (amended sections listed below)																				
Adopt only those sections that are listed below																				
[California Code of Regulations, Title 19, Division 1]																				
Chapter / Section																				

* The *California Code of Regulations* (CCR), Title 19, Division 1 provisions that are found in the *California Fire Code* are a reprint from the current CCR, Title 19, Division 1 text for the code user's convenience only. The scope, applicability and appeals procedures of CCR, Title 19, Division I remain the same.

APPENDIX G

CRYOGENIC FLUIDS—WEIGHT AND VOLUME EQUIVALENTS

This appendix is for information purposes and is not intended for adoption.

**SECTION G101
GENERAL**

G101.1 Scope. This appendix is used to convert from liquid to gas for cryogenic fluids.

G101.2 Conversion. Table G101.2 shall be used to determine the equivalent amounts of cryogenic fluids in either the liquid or gas phase.

G101.2.1 Use of the table. To use Table G101.2, read horizontally across the line of interest. For example, to determine the number of cubic feet of gas contained in 1.0 gallon (3.785 L) of liquid argon, find 1.000 in the column

entitled "Volume of Liquid at Normal Boiling Point." Reading across the line under the column entitled "Volume of Gas at NTP" (70°F and 1 atmosphere/14.7 psia), the value of 112.45 cubic feet (3.184 m³) is found.

G101.2.2 Other quantities. If other quantities are of interest, the numbers obtained can be multiplied or divided to obtain the quantity of interest. For example, to determine the number of cubic feet of argon gas contained in a volume of 1,000 gallons (3785 L) of liquid argon at its normal boiling point, multiply 112.45 by 1,000 to obtain 112,450 cubic feet (3184 m³).

**TABLE G101.2
WEIGHT AND VOLUME EQUIVALENTS FOR COMMON CRYOGENIC FLUIDS**

CRYOGENIC FLUID	WEIGHT OF LIQUID OR GAS		VOLUME OF LIQUID AT NORMAL BOILING POINT		VOLUME OF GAS AT NTP	
	Pounds	Kilograms	Liters	Gallons	Cubic feet	Cubic meters
Argon	1.000	0.454	0.326	0.086	9.67	0.274
	2.205	1.000	0.718	0.190	21.32	0.604
	3.072	1.393	1.000	0.264	29.71	0.841
	11.628	5.274	3.785	1.000	112.45	3.184
	10.340	4.690	3.366	0.889	100.00	2.832
	3.652	1.656	1.189	0.314	35.31	1.000
Helium	1.000	0.454	3.631	0.959	96.72	2.739
	2.205	1.000	8.006	2.115	213.23	6.038
	0.275	0.125	1.000	0.264	26.63	0.754
	1.042	0.473	3.785	1.000	100.82	2.855
	1.034	0.469	3.754	0.992	100.00	2.832
	0.365	0.166	1.326	0.350	35.31	1.000
Hydrogen	1.000	0.454	6.409	1.693	191.96	5.436
	2.205	1.000	14.130	3.733	423.20	11.984
	0.156	0.071	1.000	0.264	29.95	0.848
	0.591	0.268	3.785	1.000	113.37	3.210
	0.521	0.236	3.339	0.882	100.00	2.832
	0.184	0.083	1.179	0.311	35.31	1.000
Oxygen	1.000	0.454	0.397	0.105	12.00	0.342
	2.205	1.000	0.876	0.231	26.62	0.754
	2.517	1.142	1.000	0.264	30.39	0.861
	9.527	4.321	3.785	1.000	115.05	3.250
	8.281	3.756	3.290	0.869	100.00	2.832
	2.924	1.327	1.162	0.307	35.31	1.000
Nitrogen	1.000	0.454	0.561	0.148	13.80	0.391
	2.205	1.000	1.237	0.327	30.43	0.862
	1.782	0.808	1.000	0.264	24.60	0.697
	6.746	3.060	3.785	1.000	93.11	2.637
	7.245	3.286	4.065	1.074	100.00	2.832
	2.558	1.160	1.436	0.379	35.31	1.000
LNG ^a	1.000	0.454	1.052	0.278	22.968	0.650
	2.205	1.000	2.320	0.613	50.646	1.434
	0.951	0.431	1.000	0.264	21.812	0.618
	3.600	1.633	3.785	1.000	82.62	2.340
	4.356	1.976	4.580	1.210	100.00	2.832
	11.501	5.217	1.616	0.427	35.31	1.000

For SI: 1 pound = 0.454 kg, 1 gallon = 3.785 L, 1 cubic foot = 0.02832 m³, °C = [(°F)-32]/1.8, 1 pound per square inch atmosphere = 6.895 kPa.

a. The values listed for liquefied natural gas (LNG) are "typical" values. LNG is a mixture of hydrocarbon gases, and no two LNG streams have exactly the same composition.

CALIFORNIA FIRE CODE – MATRIX ADOPTION TABLE

(Matrix Adoption Tables are non-regulatory, intended only as an aid to the user.)

See Chapter 1 for state agency authority and building applications.)

APPENDIX H – HAZARDOUS MATERIALS MANAGEMENT PLAN (HMMP) AND HAZARDOUS MATERIALS INVENTORY STATEMENT (HMIS) INSTRUCTIONS

Adopting Agency	BSC	SFM		HCD			DSA		OSHPD				BSCC	DHS	AGR	DWR	CEC	CA	SL	SLC
		T-24	T-19*	1	2	1/AC	AC	SS	1	2	3	4								
Adopt Entire Chapter		X																		
Adopt Entire Chapter as amended (amended sections listed below)																				
Adopt only those sections that are listed below																				
[California Code of Regulations, Title 19, Division 1]																				
Chapter / Section																				

* The California Code of Regulations (CCR), Title 19, Division 1 provisions that are found in the California Fire Code are a reprint from the current CCR, Title 19, Division 1 text for the code user's convenience only. The scope, applicability and appeals procedures of CCR, Title 19, Division I remain the same.

APPENDIX H

HAZARDOUS MATERIALS MANAGEMENT PLANS AND HAZARDOUS MATERIALS INVENTORY STATEMENTS (See Sections 5001.5.1 and 5001.5.2)

SECTION H1 SCOPE

H1.1 Scope. Hazardous materials inventory statements (HMIS) and hazardous materials management plans (HMMP) which are required by the fire chief, pursuant to Chapter 50, shall be provided for hazardous materials in accordance with Appendix H.

Exceptions:

1. Materials which have been satisfactorily demonstrated not to present a potential danger to public health, safety or welfare, based upon the quantity or condition of storage, when approved.
2. Chromium, copper, lead, nickel and silver need not be considered hazardous materials for the purposes of Appendix H unless they are stored in a friable, powdered or finely divided state.

Proprietary and trade secret information shall be protected under the laws of the state or jurisdiction having authority.

SECTION H2 HAZARDOUS MATERIALS INVENTORY STATEMENTS (HMIS)

H2.1 When Required. A separate HMIS shall be provided for each building, including its appurtenant structures, and each exterior facility in which hazardous materials are stored.

The hazardous materials inventory statement shall list, by hazard class, all hazardous materials stored. The hazardous

materials inventory statement shall include the following information for each hazardous material listed:

1. Hazard class.
2. Common or trade name.
3. Chemical name, major constituents and concentrations if a mixture. If a waste, the waste category.
4. Chemical Abstract Service number (CAS number) found in 29 Code of Federal Regulations (C.F.R.).
5. Whether the material is pure or a mixture, and whether the material is a solid, liquid or gas.
6. Maximum aggregate quantity stored at any one time.
7. Storage conditions related to the storage type, temperature and pressure.

H2.2 Changes to HMIS. An amended HMIS shall be provided within 30 days of the storage of any hazardous materials which changes or adds a hazard class or which is sufficient in quantity to cause an increase in the quantity which exceeds 5 percent for any hazard class.

SECTION H3 HAZARDOUS MATERIALS MANAGEMENT PLAN (HMMP)

H3.1 General. Applications for a permit to store hazardous materials shall include an HMMP standard form or short form in accordance with Section H3.3 and shall provide a narrative description of the operations and processes taking place at the facility. See Figure A-H-1.

H3.2 Information Required. *The HMMP standard form shall include the information detailed in Section H3.2.*

H3.2.1 General Information. *General information, including business name and address, emergency contacts, business activity, business owner or operator, SIC code, number of employees and hours, Dunn and Bradstreet number, and signature of owner, operator or designated representative.*

H3.2.2 General site plan. *A general site plan drawn at a legible scale which shall include, but not be limited to, the location of buildings, exterior storage facilities, permanent access ways, evacuation routes, parking lots, internal roads, chemical loading areas, equipment cleaning areas, storm and sanitary sewer accesses, emergency equipment and adjacent property uses. The exterior storage areas shall be identified with the hazard class and the maximum quantities per hazard class of hazardous materials stored. When required by the chief, information regarding the location of wells, flood plains, earthquake faults, surface water bodies and general land uses within 1 mile (1.609 km) of the facility boundaries shall be included.*

H3.2.3 Building floor plan. *A building floor plan drawn to a legible scale which shall include, but not be limited to, hazardous materials storage areas within the building and shall indicate rooms, doorways, corridors, means of egress and evacuation routes. Each hazardous materials storage facility shall be identified by a map key which lists the individual hazardous materials, their hazard class and quantity present for each area.*

H3.2.4 Hazardous materials handling. *Information showing that activities involving the handling of hazardous materials between the storage areas and manufacturing processes on site are conducted in a manner to prevent the accidental release of such materials.*

H3.2.5 Chemical capability and separation. *Information showing procedures, controls, signs or other methods used to ensure separation and protection of stored materials from factors which could cause accidental ignition or reaction of ignitable, reactive or incompatible materials in each area.*

H3.2.6 Monitoring program. *Information including, but not limited to, the location, type, manufacturer's specifications, if applicable, and suitability of monitoring methods for each storage facility when required.*

H3.2.7 Inspection and recording keeping. *Schedules and procedures for inspecting safety and monitoring and emergency equipment. The permittee shall develop and follow a written inspection procedure acceptable to the chief for inspecting the facility for events or practices which could lead to unauthorized discharges of hazardous materials. Inspections shall be conducted at a frequency appropriate to detect problems prior to a discharge. An inspection check sheet shall be developed to be used in conjunction with routine inspections. The check sheet shall provide for the date, time and location of inspection; note problems and dates and times of corrective actions*

taken; and include the name of the inspector and the countersignature of the designated safety manager for the facility.

H3.2.8 Employee training. *A training program appropriate to the types and quantities of materials stored or used shall be conducted to prepare employees to safely handle hazardous materials on a daily basis and during emergencies. The training program shall include:*

1. *Instruction in safe storage and handling of hazardous materials, including maintenance of monitoring records;*
2. *Instruction in emergency procedures for leaks, spills, fires or explosions, including shutdown of operations and evacuation procedures; and*
3. *Record-keeping procedures for documenting training given to employees.*

H3.2.9 Emergency response. *A description of facility emergency procedures is to be provided.*

H3.3 HMMP Short Form—(Minimal Storage Site). *A facility shall qualify as a minimal storage site if the quantity of each hazardous material stored in one or more facilities in an aggregate quantity for the facility is 500 pounds (227 kg) or less for solids, 55 gallons (208.2 L) or less for liquids, or 200 cubic feet (5.7 m³) or less at NTP for compressed gases and does not exceed the threshold planning quantity as listed in 40 C.F.R., Part 355, Sections 302 and 304. The applicant for a permit for a facility which qualifies as a minimal storage site is allowed to file the short form HMMP. Such plan shall include the following components:*

1. *General facility information,*
2. *A simple line drawing of the facility showing the location of storage facilities and indicating the hazard class or classes and physical state of the hazardous materials being stored,*
3. *Information describing that the hazardous materials will be stored and handled in a safe manner and will be appropriately contained, separated and monitored, and*
4. *Assurance that security precautions have been taken, employees have been appropriately trained to handle the hazardous materials and react to emergency situations, adequate labeling and warning signs are posted, adequate emergency equipment is maintained, and the disposal of hazardous materials will be in an appropriate manner.*

SECTION H4 MAINTENANCE OF RECORDS

H4.1 Hazardous materials inventory statements and hazardous materials management plans shall be maintained by the permittee for a period of not less than three years after submittal of updated or revised versions. Such records shall be made available to the fire chief upon request.

**FIGURE A-H-1
SAMPLE FORMAT
HAZARDOUS MATERIALS MANAGEMENT PLAN (HMMP) INSTRUCTIONS**

SECTION I—FACILITY DESCRIPTION

1.1 Part A

1. Fill out Items 1 through 11 and sign the declaration.
2. Only Part A of this section is required to be updated and submitted annually, or within 30 days of a change.

1.2 Part B—General Facility Description (Site Plan)

1. Provide a site plan on 8 1/2-by 11-inch (215 mm by 279 mm) paper, using letters on the top and bottom margins and numbers on the right and left side margins, showing the location of all buildings, structures, chemical loading areas, parking lots, internal roads, storm and sanitary sewers, wells, and adjacent property uses. Indicate the approximate scale, northern direction and date the drawing was completed.
2. List all special land uses within 1 mile (1.609 km).

1.3 Part C—Facility Storage Map (Confidential Information)

1. Provide a floor plan of each building on 8 1/2 by 11-inch (215 mm by 279 mm) paper, using letters on the top and bottom margins and numbers on the right and left side margins, with approximate scale and northern direction, showing the location of each storage area. Mark map clearly "Confidential—Do not disclose" for trade-secret information as specified by federal, state and local laws.
2. Identify each storage area with an identification number, letter, name or symbol.
3. Show the following:
 - 3.1. Accesses to each storage area.
 - 3.2. Location of emergency equipment.
 - 3.3. The general purpose of other areas within the facility.
 - 3.4. Location of all aboveground and underground tanks to include sumps, vaults, below-grade treatment systems, piping, etc.
4. Map key. Provide the following on the map or in a map key or legend for each storage area:
 - 4.1. A list of hazardous materials, including wastes.
 - 4.2. Hazard class of each hazardous waste.
 - 4.3. The maximum quantity for hazardous materials.
 - 4.4. Include the contents and capacity limit of all tanks at each area and indicate whether they are above or below ground.
 - 4.5. List separately any radioactives, cryogenics and compressed gases for each facility.
 - 4.6. Trade-secret information shall be listed as specified by federal, state and local laws.

SECTION II—HAZARDOUS MATERIALS INVENTORY STATEMENT (HMIS)

2.1 Part A—Declaration

Fill out all appropriate information.

2.2 Part B—Inventory Statement

1. You must complete a separate inventory statement for all waste and nonwaste hazardous materials. List all hazardous materials in alphabetical order by hazard class.

2. Inventory Statement Instructions:

Column	Information Required
---------------	-----------------------------

1. Provide hazard class for each material.
2. Nonwaste. Provide the common or trade name of the regulated material. Waste. In lieu of trade names, you may provide the waste category.
3. Provide the chemical name and major constituents and concentrations, if a mixture.
4. Enter the chemical abstract service number (CAS number) found in 29 C.F.R. For mixtures, enter the CAS number of the mixture as a whole if it has been assigned a number distinct from its constituents. For a mixture that has no CAS number, leave this item blank or report the CAS numbers of as many constituent chemicals as possible.

APPENDIX H

5. Enter the following descriptive codes as they apply to each material. You may list more than one code, if applicable.

P = Pure

M = Mixture

S = Solid

L = Liquid

G = Gas

6. Provide the maximum aggregate quantity of each material handled at any one time by the business. For underground tanks, list the maximum volume [in gallons (liters)] of the tank.

6.1. Enter the estimated average daily amount on site during the past year.

7. Enter the units used in Column 6 as:

LB = Pounds

GA = Gallons

CF = Cubic Feet

8. Enter the number of days that the material was present on site (during the last year).

9. Enter the storage codes below for type, temperature and pressure.

Type

A = Aboveground Tank

B = Belowground Tank

C = Tank inside Building

D = Steel Drum

E = Plastic or Nonmetallic Drum

F = Can

G = Carbon

H = Silo

I = Fiber Drum

J = Bag

K = Box

L = Cylinder

M = Glass Bottle or Jug

N = Plastic Bottles or Jugs

O = Tote Bin

P = Tank Wagon

Q = Rail Car

R = Other

Temperature

4 = Ambient

5 = Greater than Ambient

6 = Less than Ambient, but not Cryogenic [less than -150°F (-101.1°C)]

7 = Cryogenic conditions [less than -150°F (-101.1°C)]

Pressure

1 = Ambient (Atmospheric)

2 = Greater than Ambient (Atmospheric)

3 = Less than Ambient (Atmospheric)

10. For each material listed, provide the Superfund Amendments and Reauthorization Act (SARA) hazard class as listed below. You may list more than one class. These categories are defined in 40 C.F.R. 370.3.

Physical Hazards

F = Fire

P = Sudden Release of Pressure

R = Reactivity

Health Hazards

I = Immediate (Acute)

D = Delayed (Chronic)

11. **Waste Only.** For each waste, provide the total estimated amount of hazardous waste handled throughout the course of the year.

SECTION III—SEPARATION AND MONITORING

3.1 Part A—Aboveground

Fill out Items 1 through 6, or provide similar information for each storage area shown on the facility map. Use additional sheets as necessary.

3.2 Part B—Underground

1. Complete a separate page for each underground tank, sump, vault, below-grade treatment system, etc.
2. Check the type of tank and method(s) that applies to your tank(s) and piping, and answer the appropriate questions. Provide any additional information in the space provided or on a separate sheet.

SECTION IV—WASTE DISPOSAL

Check all that apply and list the associated wastes for each method checked.

SECTION V—RECORDING KEEPING

Include a brief description of your inspection procedures. You are also required to keep an inspection log and recordable discharge log, which are designed to be used in conjunction with routine inspections for all storage facilities or areas. Place a check in each box that describes your forms. If you do not use the sample forms, provide copies of your forms for review and approval.

SECTION VI—EMERGENCY-RESPONSE PLAN

1. This plan should describe the personnel, procedures and equipment available for responding to a release or threatened release of hazardous materials that are stored, handled or used on site.
2. A check or a response under each item indicates that a specific procedure is followed at the facility, or that the equipment specified is maintained on site.
3. If the facility maintains a more detailed emergency-response plan on site, indicate this in Item 5. This plan shall be made available for review by the inspecting jurisdiction.

SECTION VII—EMERGENCY RESPONSE TRAINING PLAN

1. This plan should describe the basic training plan used at the facility.
2. A check in the appropriate box indicates the training is provided or the records are maintained.
3. If the facility maintains a more detailed emergency-response training plan, indicate this in Item 4. This plan shall be made available for review by the inspecting jurisdiction.

FIGURE A-H-1
HAZARDOUS MATERIALS MANAGEMENT PLAN
SECTION I: FACILITY DESCRIPTION

PART A—GENERAL INFORMATION

1. *Business Name:* _____ *Phone:* _____
Address: _____

2. *Person Responsible for the Business*
Name: _____ *Title:* _____ *Phone:* _____

3. *Emergency Contacts:*

<i>Name:</i>	<i>Title:</i>	<i>Home Number:</i>	<i>Work Number:</i>
_____	_____	_____	_____
_____	_____	_____	_____
_____	_____	_____	_____

4. *Person Responsible for the Application/Principal Contact:*
Name: _____ *Title:* _____ *Phone:* _____

5. *Property Owner:*
Name: _____ *Address:* _____ *Phone:* _____

- 6. *Principal Business Activity:* _____
- 7. *Number of Employees:* _____
- 8. *Number of Shifts:* _____
- 9. *Hours of Operation:* _____
- 10. *SIC Code:* _____
- 11. *Dunn and Bradstreet Number:* _____
- 12. *Declaration* _____

I certify that the information above and on the following parts is true and correct to the best of my knowledge.

Signature: _____ *Date:* _____

Print Name: _____ *Title:* _____
(Must be signed by owner/operator or designated representative)

PART B—GENERAL FACILITY DESCRIPTION/SITE PLAN

(Use grid format on next page.)

Special land uses within 1 mile (1.609 km): _____

PART C—FACILITY MAP

(Use grid format below.)

	A	B	C	D	E	F	G	H	I	J	K	L	M	N	
1															1
2															2
3															3
4															4
5															5
6															6
7															7
8															8
9															9
10															10
11															11
12															12
13															13
14															14
15															15
16															16
17															17
	A	B	C	D	E	F	G	H	I	J	K	L	M	N	

BUSINESS NAME	DATE
ADDRESS CITY	PAGE _____ OF _____

(Use grid format above)

SECTION II: HAZARDOUS MATERIALS INVENTORY STATEMENT

PART A—DECLARATION

1. Business Name: _____

2. Address: _____

3. Declaration:

Under penalty of perjury, I declare the above and subsequent information, provided as part of the hazardous materials inventory statement, is true and correct.

Signature: _____ Date: _____

Print Name: _____ Title: _____

(Must be signed by owner/operator or designated representative)

FIGURE A-II-E-1—(Continued)

PART B—HAZARDOUS MATERIALS INVENTORY STATEMENT

(1) HAZARD CLASS	(2) COMMON/TRADE NAME	(3) CHEMICAL NAME, COMPONENTS AND CONCENTRATION	(4) CHEMICAL ABSTRACT SERVICE NO.	(5) PHYSICAL STATE	(6) MAXIMUM QUANTITY ON HAND AT ANY TIME	(7) UNITS	(8) DAYS ON SITE	(9) STORAGE CODE (TYPE, PRES., TEMP.)	(10) SARA CLASS	(11) ANNUAL WASTE THROUGHPUT
---------------------	--------------------------	--	--------------------------------------	-----------------------	---	--------------	---------------------	--	--------------------	---------------------------------

SECTION III: SEPARATION, SECONDARY CONTAINMENT AND MONITORING

PART A—ABOVEGROUND STORAGE AREAS

Storage Area Identification (as shown on facility map): _____

1. Storage Type:

_____ Original Containers	_____ Safety Cans
_____ Inside Machinery	_____ Bulk Tank
_____ 55-gallon (208.2 L)	_____ Outside Barrels
_____ Drums or Storage Shed	
_____ Pressurized Vessel	
_____ Other: _____	

2. Storage Location:

_____ Inside Building	_____ Outside Building
_____ Secured	

3. Separation:

_____ All Materials	_____ One-hour Separation
_____ Compatible Wall/Partition	
_____ Separated by 20 Feet (6096 mm)	_____ Approved Cabinets
_____ Other: _____	

4. Secondary Containment:

_____ Approved Cabinet	_____ Secondary Drums
_____ Tray	_____ Bermed, Coated Floor
_____ Vaulted Tank	_____ Double-wall Tank
_____ Other: _____	

5. Monitoring:

_____ Visual	_____ Continuous
_____ Other: _____	

Attach specifications if necessary

6. Monitoring Frequency:

_____ Daily	_____ Weekly
_____ Other: _____	

Attach specifications if necessary

APPENDIX H
FIGURE A-II-E-1—(Continued)

SECTION III: SEPARATION, CONTAINMENT AND MONITORING
PART B—UNDERGROUND

SINGLE-WALL TANKS AND PIPING

Tank Area Identification (as shown on facility map): _____

1. _____ Backfill Vapor Wells

Model and Manufacturer: _____

Continuous or Monthly Testing: _____

2. _____ Groundwater Monitoring Wells

3. _____ Monthly Precision Tank Test

4. _____ Piping—

Monitoring Method: _____

Frequency: _____

5. _____ Other: _____

DOUBLE-WALL TANKS AND PIPING

Tank Area Identification (as shown on facility map): _____

1. Method of monitoring the annular space: _____

2. Frequency:

_____ Continuous _____ Daily _____ Weekly

_____ Other: _____

3. List the type of secondary containment for piping: _____

4. List the method of monitoring the secondary containment for piping: _____

5. Are there incompatible materials within the same vault?

_____ Yes _____ No

If yes, how is separate secondary containment provided? _____

Note: If you have continuous monitoring equipment, you shall maintain copies of all service and maintenance work. Such reports shall be made available for review on site, and shall be submitted to the fire prevention bureau upon request. Attach additional sheets as necessary.

APPENDIX H

APPENDIX H

FIGURE A-II-E-1—(Continued)

SECTION IV: WASTE DISPOSAL

Discharge to the Sanitary Sewer—Wastes: _____ Pretreatment—Wastes: _____

Licensed Waste Hauler _____ Recycle _____
Wastes: _____ Wastes: _____

Other—
Describe Method: _____
Wastes: _____
 No Waste

SECTION V: RECORD KEEPING

Description of our inspection program: _____

We will use the attached sample forms in our inspection program.
 We will not use the sample forms. We have attached a copy of our own forms.

SECTION VI: EMERGENCY RESPONSE PLAN

1. In the event of an emergency, the following shall be notified:

A. On-site Responders:

Name:	Title:	Home Number:
_____	_____	_____
_____	_____	_____

B. Method of Notification to Responder:

Automatic Alarm Phone
 Manual Alarm Verbal
 Other: _____

C. Agency: _____ Phone Number: _____

Fire Department:
California Emergency Management Agency (Cal EMA):
Other: _____

2. Designated Local Emergency Medical Facility:

Name:	Title:	Phone (24 hours):
_____	_____	_____

3. Mitigation Equipment:

A. Monitoring Devices:

- Toxic or flammable gas detection
- Fluid detection
- Other: _____

SECTION IV: WASTE DISPOSAL—continued

B. Spill Containment:

Absorbents Other: _____

C. Spill Control and Treatment:

- Vapor Scrubber Mechanical Ventilation
- Pumps/vacuums Secondary Containment
- Neutralizer Other: _____

4. Evacuation:

- Immediate area evacuation routes posted
- Entire building evacuation procedures developed
- Assembly areas preplanned
- Evacuation maps posted
- Other: _____

5. Supplemental hazardous materials emergency response plan on site.

Location: _____

Responsible Person: _____

Phone: _____

SECTION VII: EMERGENCY-RESPONSE TRAINING PLAN

1. Person responsible for the emergency-response training plan:

Name: _____	Title: _____	Phone (24 hours): _____
--------------------	---------------------	--------------------------------

2. Training Requirements:

A. All employees trained in the following as indicated:

- Procedures for internal alarm/notification
- Procedures for notification of external emergency-response organization
- Location and content of the emergency-response plan

B. Chemical handlers are trained in the following as indicated:

- Safe methods for handling and storage of hazardous materials
- Proper use of personal protective equipment
- Locations and proper use of fire- and spill-control equipment
- Specific hazards of each chemical to which they may be exposed

C. Emergency-response team members are trained in the following:

- Procedures for shutdown of operations
- Procedures for using, maintaining and replacing facility emergency and monitoring equipment

3. The following records are maintained for all employees:

- Verification that training was completed by the employee
- Description of the type and amount of introductory and continuing training
- Documentation on and description of emergency-response drills conducted at the facility

4. A more comprehensive and detailed emergency-response training plan is maintained on site.

Location: _____

Responsible Person: _____

Phone: _____



**CALIFORNIA FIRE CODE – MATRIX ADOPTION TABLE
APPENDIX I – FIRE PROTECTION SYSTEMS—NONCOMPLIANT CONDITIONS**

(Matrix Adoption Tables are non-regulatory, intended only as an aid to the user.

See Chapter 1 for state agency authority and building applications.)

(Not adopted by the State Fire Marshal)

Adopting Agency	BSC	SFM		HCD			DSA		OSHPD				BSCC	DHS	AGR	DWR	CEC	CA	SL	SLC
		T-24	T-19*	1	2	1/AC	AC	SS	1	2	3	4								
Adopt Entire Chapter																				
Adopt Entire Chapter as amended (amended sections listed below)																				
Adopt only those sections that are listed below																				
[California Code of Regulations, Title 19, Division 1]																				
Chapter / Section																				

* The California Code of Regulations (CCR), Title 19, Division 1 provisions that are found in the California Fire Code are a reprint from the current CCR, Title 19, Division 1 text for the code user's convenience only. The scope, applicability and appeals procedures of CCR, Title 19, Division I remain the same.

APPENDIX I

FIRE PROTECTION SYSTEMS—NONCOMPLIANT CONDITIONS

The provisions contained in this appendix are not mandatory unless specifically referenced in the adopting ordinance.

**SECTION I101
NONCOMPLIANT CONDITIONS**

I101.1 General. This appendix is intended to identify conditions that can occur when fire protection systems are not properly maintained or components have been damaged. This appendix is not intended to provide comprehensive inspection, testing and maintenance requirements, which are found in NFPA 10, 25 and 72. Rather, its intent is to identify problems that are readily observable during fire inspections.

I101.2 Noncompliant conditions requiring component replacement. The following conditions shall be deemed non-compliant and shall cause the related component(s) to be replaced to comply with the provisions of this code:

1. Sprinkler heads having any of the following conditions:
 - 1.1. Signs of leakage;
 - 1.2. Paint or other ornamentation that is not factory applied;
 - 1.3. Evidence of corrosion including, but not limited to, discoloration or rust;
 - 1.4. Deformation or damage of any part;
 - 1.5. Improper orientation of sprinkler head;
 - 1.6. Empty glass bulb;
 - 1.7. Sprinkler heads manufactured prior to 1920;
 - 1.8. Replacement sprinkler heads that do not match existing sprinkler heads in orifice size, K-factor temperature rating, coating or deflector type; or

1.9. Sprinkler heads for the protection of cooking equipment that have not been replaced within one year.

2. Water pressure and air pressure gauges that have been installed for more than five years and have not been tested to within 3 percent accuracy.

I101.3 Noncompliant conditions requiring component repair or replacement. The following shall be deemed non-compliant conditions and shall cause the related component(s) to be repaired or replaced to comply with the provisions of this code:

1. Sprinkler and standpipe system piping and fittings having any of the following conditions:
 - 1.1. Signs of leakage;
 - 1.2. Evidence of corrosion;
 - 1.3. Misalignment; or
 - 1.4. Mechanical damage.
2. Sprinkler piping support having any of the following conditions:
 - 2.1. Materials resting on or hung from sprinkler piping;
 - 2.2. Damaged or loose hangers or braces.
3. Class II and Class III standpipe systems having any of the following conditions:
 - 3.1. No hose or nozzle, where required;
 - 3.2. Hose threads incompatible with fire department hose threads;

- 3.3. Hose connection cap missing;
- 3.4. Mildew, cuts, abrasions and deterioration evident;
- 3.5. Coupling damaged;
- 3.6. Gaskets missing or deteriorated; or
- 3.7. Nozzle missing or obstructed.
- 4. Hose racks and cabinets having any of the following conditions:
 - 4.1. Difficult to operate or damaged;
 - 4.2. Hose improperly racked or rolled;
 - 4.3. Inability of rack to swing 90 degrees (1.57 rad) out of the cabinet;
 - 4.4. Cabinet locked, except as permitted by this code;
 - 4.5. Cabinet door will not fully open; or
 - 4.6. Door glazing cracked or broken.
- 5. Portable fire extinguishers having any of the following conditions:
 - 5.1. Broken seal or tamper indicator;
 - 5.2. Expired maintenance tag;
 - 5.3. Pressure gauge indicator in “red”;
 - 5.4. Signs of leakage or corrosion;
 - 5.5. Mechanical damage, denting or abrasion of tank;
 - 5.6. Presence of repairs such as welding, soldering or brazing;
 - 5.7. Damaged threads; or
 - 5.8. Damaged hose assembly, couplings or swivel joints.
- 6. Fire alarm and detection control equipment, initiating devices and notification appliances having any of the following conditions:

- 6.1. Corroded or leaking batteries or terminals;
- 6.2. Smoke detectors having paint or other ornamentation that is not factory-applied;
- 6.3. Mechanical damage to heat or smoke detectors; or
- 6.4. Tripped fuses.
- 7. Fire department connections having any of the following conditions:
 - 7.1. Fire department connections are not visible or accessible from the fire apparatus access road;
 - 7.2. Couplings or swivels are damaged;
 - 7.3. Plugs and caps are missing or damaged;
 - 7.4. Gaskets are deteriorated;
 - 7.5. Check valve is leaking; or
 - 7.6. Identification signs are missing.
- 8. Fire pumps having any of the following conditions:
 - 8.1. Pump room temperature is less than 40°F (4.4°C);
 - 8.2. Ventilating louvers are not freely operable;
 - 8.3. Corroded or leaking system piping;
 - 8.4. Diesel fuel tank is less than two-thirds full; or
 - 8.5. Battery readings, lubrication oil or cooling water levels are abnormal.

**SECTION I102
REFERENCED STANDARDS**

NFPA 10—10	Portable Fire Extinguishers	I101.1
NFPA 25—11	Inspection, Testing and Maintenance of Water-based Fire Protection Systems	I101.1
NFPA 72—10	National Fire Alarm Code	I101.1

CALIFORNIA FIRE CODE – MATRIX ADOPTION TABLE APPENDIX J – BUILDING INFORMATION SIGN

(Matrix Adoption Tables are non-regulatory, intended only as an aid to the user.)

See Chapter 1 for state agency authority and building applications.)

(Not adopted by the State Fire Marshal)

Adopting Agency	BSC	SFM		HCD			DSA		OSHPD				BSCC	DHS	AGR	DWR	CEC	CA	SL	SLC
		T-24	T-19*	1	2	1/AC	AC	SS	1	2	3	4								
Adopt Entire Chapter																				
Adopt Entire Chapter as amended (amended sections listed below)																				
Adopt only those sections that are listed below																				
[California Code of Regulations, Title 19, Division 1]																				
Chapter / Section																				

* The California Code of Regulations (CCR), Title 19, Division 1 provisions that are found in the California Fire Code are a reprint from the current CCR, Title 19, Division 1 text for the code user's convenience only. The scope, applicability and appeals procedures of CCR, Title 19, Division I remain the same.

APPENDIX J

BUILDING INFORMATION SIGN

The provisions contained in this appendix are not mandatory unless specifically referenced in the adopting ordinance.

SECTION J101 GENERAL

J101.1 Scope. New buildings shall have a building information sign(s) that shall comply with Sections J101.1.1 through J101.7. Existing buildings shall be brought into conformance with Sections J101.1 through J101.9 when one of the following occurs:

1. The fire department conducts an annual inspection intended to verify compliance with this section, or any required inspection.
2. When a change in use or occupancy has occurred.

Exceptions:

1. Group U occupancies.
2. One- and two-family dwellings.

J101.1.1 Sign location. The building information sign shall be placed at one of the following locations:

1. Upon the entry door or sidelight at a minimum height of 42 inches (1067 mm) above the walking surface on the address side of the building or structure.
2. Upon the exterior surface of the building or structure on either side of the entry door, not more than than 3 feet (76 mm) from the entrance door, at a minimum height of 42 inches (1067 mm) above the walking surface on the address side of the building or structure.
3. Conspicuously placed inside an enclosed entrance lobby, on any vertical surface within 10 feet (254

mm) of the entrance door at a minimum height of 42 inches (1067 mm) above the walking surface.

4. Inside the building's fire command center.
5. On the exterior of the fire alarm control unit or on the wall immediately adjacent to the fire alarm control unit door where the alarm panel is located in the enclosed main lobby.

J101.1.2 Sign features. The building information sign shall consist of:

1. White reflective background with red letters;
2. Durable material;
3. Numerals shall be Roman or Latin numerals, as required, or alphabet letters; and
4. Permanently affixed to the building or structure in an approved manner.

J101.1.3 Sign shape. The building information sign shall be a Maltese cross as shown in Figure J101.1.3.

J101.1.4 Sign size and lettering. The minimum size of the building information sign and lettering shall be in accordance with the following:

1. The width and height shall be 6 inches by 6 inches (152 mm by 152 mm).
2. The height or width of each Maltese cross wing area shall be 1/8 inches (29 mm) and have a stroke width of 1/2 inch (13 mm).
3. The center of the Maltese cross, a circle or oval, shall be 3 inches (76 mm) in diameter and have a stroke width of 1/2 inch (6 mm).

4. All Roman numerals and alphabetic designations, shall be 1 1/4 inch (32 mm) height and have a stroke width of 1/4 inch (6 mm).

J101.2 Sign designations. Designations shall be made based upon the construction type, content, hazard, fire protection systems, life safety and occupancy. Where multiple designations occur within a classification category, the designation used shall be based on the greatest potential risk.

J101.3 Construction type (top wing). The construction types shall be designated by assigning the appropriate Roman numeral, and letter, placed inside the top wing of the Maltese cross. The hourly rating provided is for the structural framing in accordance with Table 601 of the *California Building Code*.

CONSTRUCTION TYPE	FIRE-RESISTANCE RATING
IA—Noncombustible	3 Hours
IB—Noncombustible	2 Hours
IIA—Noncombustible	1 Hour
IIB—Noncombustible	0 Hours
IIIA—Noncombustible/combustible	1 Hour
IIIB—Noncombustible/combustible	0 Hours
IV—Heavy timber (HT)	HT
VA—Combustible	1 Hour
VB—Combustible	0 Hours

J101.4 Fire protection systems (right wing). The fire protection system shall be designated by determining its level of protection and assigning the appropriate designation to the right wing of the Maltese cross. Where multiple systems are provided, all shall be listed:

- AS Automatic sprinkler system installed throughout
- DS Dry sprinkler system and designated areas

- FA Fire alarm system
- FP Fire pump
- FW Fire wall and designated areas
- PAS Pre-action sprinkler system and designated floor
- PS Partial automatic sprinkler system, and designate floor
- CES Chemical extinguishing system and designated area
- CS Combination sprinkler and standpipe system
- S Standpipe system
- NS No system installed

J101.5 Occupancy type (bottom wing). The occupancy of a building or structure shall be designated in accordance with the occupancy classification found in Section 302.1 of the *California Building Code* and the corresponding designation shall be placed in the bottom wing of the Maltese cross. When a building or structure contains a mixture of uses and occupancies; all uses and occupancies shall be identified.

- A Assembly
- B Business
- E Educational
- F Factory or Industrial
- H High Hazard
- I Institutional
- M Mercantile
- R Residential

J101.6 Hazards of content (left wing). The hazards of building contents shall be designated by one of the following classifications as defined in NFPA 13 and the appropriate designation shall be placed inside the left wing of the Maltese cross:

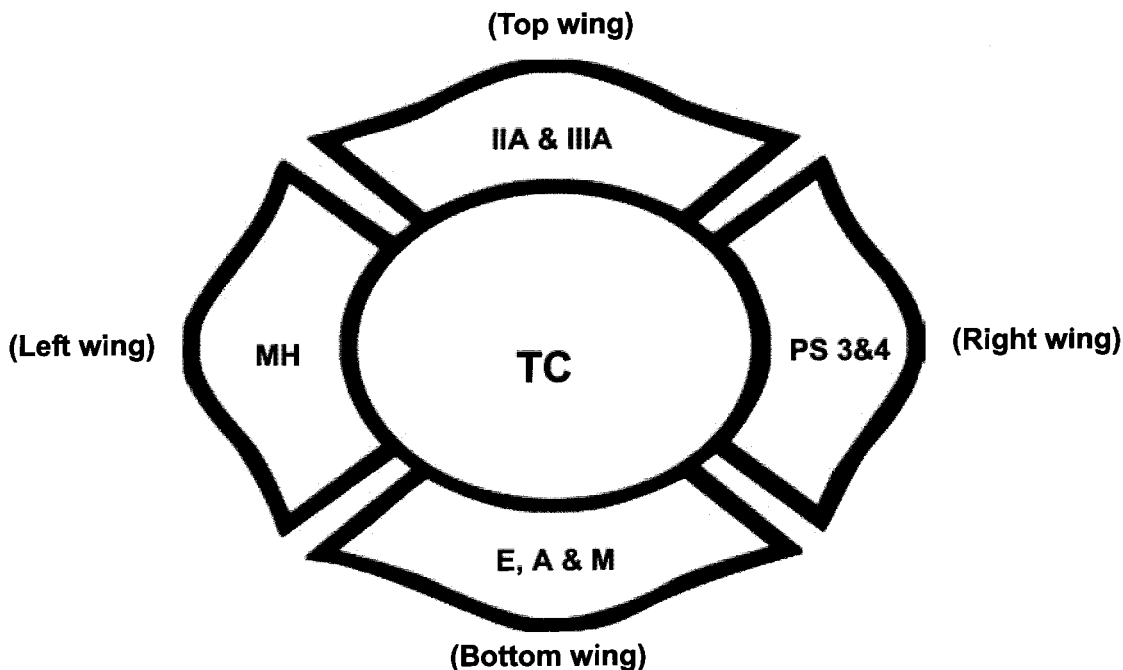


FIGURE J101.1.3
EXAMPLE OF COMPLETED BUILDING INFORMATION SIGN

- LH Light hazard
- MH Moderate hazard
- HH High hazard

J101.7 Tactical considerations (center circle). The center circle shall include the name of the local fire service and when required the letters TC for tactical considerations. When fire fighters conduct preplan operations, a unique situation(s) for tactical considerations shall be identified and the information provided to the fire dispatch communications center to further assist fire fighters in identifying that there is special consideration(s) for this occupancy. Special consideration designations include, but are not limited to:

1. Impact-resistant drywall.
2. Impact-resistant glazing, such as blast or hurricane-type glass.
3. All types of roof and floor structural members including but not limited to post-tension concrete, bar joists, solid wood joists, rafters, trusses, cold-formed galvanized steel, I-joists and I-beams; green roof with vegetation, soil and plants.
4. Hazardous materials (explosives, chemicals, plastics, etc.).
5. Solar panels and DC electrical energy.
6. HVAC system; and smoke management system for pressurization and exhaust methods.
7. Other unique characteristic(s) within the building that are ranked according to a potential risk to occupants and fire fighters.

J101.8 Sign classification maintenance, building information. Sign maintenance shall comply with each of the following:

1. Fire departments in the jurisdiction shall define the designations to be placed within the sign.
2. Fire departments in the jurisdiction shall conduct annual inspections to verify compliance with this section of the code and shall notify the owner, or the owner's agent, of any required updates to the sign in accordance with fire department designations and the owner, or the owner's agent, shall comply within 30 days.
3. The owner of a building shall be responsible for the maintenance and updates to the sign in accordance with fire department designations.

J101.9 Training. Jurisdictions shall train all fire department personnel on Sections J101.1 through J101.9.

SECTION J102 REFERENCED STANDARDS

> NFPA 13—10 Installation of Sprinkler Systems J101.6



**CALIFORNIA FIRE CODE – MATRIX ADOPTION TABLE
APPENDIX K – TEMPORARY HAUNTED HOUSES, GHOST WALKS
AND SIMILAR AMUSEMENT USES**

(Matrix Adoption Tables are non-regulatory, intended only as an aid to the user.

See Chapter 1 for state agency authority and building applications.)

(Not adopted by the State Fire Marshal)

Adopting Agency	BSC	SFM		HCD			DSA		OSHPD				BSCC	DHS	AGR	DWR	CEC	CA	SL	SLC
		T-24	T-19*	1	2	1/AC	AC	SS	1	2	3	4								
Adopt Entire Chapter																				
Adopt Entire Chapter as amended (amended sections listed below)																				
Adopt only those sections that are listed below																				
[California Code of Regulations, Title 19, Division 1]																				
Chapter / Section																				

* The California Code of Regulations (CCR), Title 19, Division 1 provisions that are found in the California Fire Code are a reprint from the current CCR, Title 19, Division 1 text for the code user's convenience only. The scope, applicability and appeals procedures of CCR, Title 19, Division I remain the same.

APPENDIX K

**TEMPORARY HAUNTED HOUSES, GHOST WALKS
AND SIMILAR AMUSEMENT USES**

The provisions contained in this appendix are not mandatory unless specifically referenced in the adopting ordinance.

**SECTION K101
GENERAL**

K101.1 Scope. These regulations shall apply to temporary haunted houses, ghost walks, or similar amusement uses, where decorative materials and confusing sounds and/or visual effects are present and shall be in accordance with this Appendix.

K101.2 Permits. An operational permit shall be required for haunted houses, ghost walks, or similar amusement uses in accordance with Appendix K101.2.

K101.2.1 Permit documents. The permit application shall include a dimensioned site plan and floor plan.

A site plan showing the following:

1. The proximity of the event building(s) to other structures or hazardous areas.
2. The path of travel from the event building or area to the public way.
3. The location of exterior evacuation assembly points.

A floor plan showing the following:

1. Dimensions of the area being used (include total square footage, width, and types of exits, aisles, or interior exit pathways, etc.).
2. The path of travel shall include the layout of any mazes, mirrors or other display items that may confuse the egress paths.

3. A brief description of what will be depicted in each room or area along the walk or course, including the type of special effects to be utilized.
4. Location of exits, exit signs, and emergency lighting.
5. Location of electrical panel(s) and light switches.
6. Identification of what the normal or prior use of the structure(s) being used is (i.e., auditorium, school, church, etc.).
7. Accessible egress routes.
8. When required, areas of refuge.
9. When required by Section 318.9, fire alarm panel location, manual fire alarm boxes, and horn/strobe locations.
10. Portable fire extinguisher locations.
11. The location and fuel capacity of all generators.

**SECTION K102
DEFINITIONS**

K102.1 DECORATIVE MATERIALS. All materials used for decorative, acoustical or other effect (such as curtains, draperies, fabrics, streamers, and surface coverings) and all other materials utilized for decorative effect (such as batting, cloth, cotton, hay stalks, straw, vines, leaves, trees, moss and similar items), including foam plastics and other materials containing foam plastics.

K102.2 HAUNTED HOUSE. A temporary building or structure, or portion thereof, which contains a system that transports passengers or provides a walkway through a course so arranged that the means of egresses are not apparent due to theatrical distractions, not visible due to low illumination, are disguised or are not readily available due to the method of transportation through the building or structure.

K102.3 GHOST WALKS. Similar to haunted houses and may include both indoor and outdoor areas where the means of egresses are similarly not readily identifiable.

SECTION K103 GENERAL REQUIREMENTS

K103.1 Allowable structures. Haunted houses, ghost walks, and similar amusement uses shall only be located in structures that comply with the provisions for Special Amusement Buildings in accordance with the California Building Code.

K103.2 Tents or membrane structures. Tents and membrane structures may be used when in compliance with all applicable requirements of this regulation and when the total floor area of the tent is less than 1,000 square feet and the travel distance to an exit from any location is less than 50 feet.

K103.3 Fire evacuation plans. A fire safety and evacuation plan that complies with Section 404 of the this code shall be submitted.

K103.4 Staffing. The event shall be adequately staffed by qualified person(s) to control the occupant load and assist patrons in exiting should an evacuation become necessary. Staffing level shall be determined upon review of plans and may be increased at the discretion of the Fire Code Official.

K103.5 Occupant load. Maximum occupant load shall be in accordance with Chapter 10, Table 1004.1.1. A sign stating maximum occupancy shall be posted in a visible location near the entrance. The attendant(s) shall control the flow of patrons so as not to exceed this limit.

K103.6 Exits. Exiting shall be in accordance with Chapter 10 and this section.

1. Two exits shall be provided from each room with an occupant load of 50 or more. Required exit doors shall swing in the direction of egress.
2. Illuminated exit signs shall be provided at each exit serving an occupant load of 50 or more.
3. Exit doors serving an occupant load of 50 or more shall not be provided with a latch or lock unless it is panic hardware.
4. When tents or membrane structures are approved for use, curtains shall not be allowed to cover the exits.
5. Emergency lighting shall be provided in exit pathways.
6. Exhibits and decorative materials shall not obstruct, confuse, or obscure exits, exit pathways, exit signs or emergency lights.
7. Additional exit pathway markings, such as low level exit signs and directional exit path markings, may be required.

K103.7 Fire protection. Haunted houses and ghost walks shall be provided with fire protection systems in accordance with Appendix K103.6.

Exception: When the total floor area of haunted houses or indoor portions of ghost walks are less than 1,000 square feet and the travel distance to an exit is less than 50 feet.

K103.7.1 Fire sprinkler protection. An automatic fire sprinkler system shall be required for haunted houses and indoor portions of ghost walks. Fire sprinkler systems shall be in accordance with Section 903.

K103.7.2 Fire detection systems. An approved automatic fire detection system shall be provided in accordance with Section 907.2.12, as required for amusement buildings.

K103.7.3 Alarm. Activation of any single smoke detector, the fire sprinkler system, or other automatic fire detection device shall be in accordance with Section 907.2.12.1.

K103.7.4 Emergency voice alarm. Provide an emergency voice/alarm communication system in accordance with Section 907.2.12.3, as required for amusement buildings.

K103.7.5 Portable fire extinguishers. Fire extinguishers shall have a minimum 2A-10B:C rating. Fire extinguishers shall be properly mounted and shall be visible and accessible at all times. Clearly identify locations with signs or reflective tape. Fire extinguishers shall be located within 50 of feet travel distance from anywhere in the building.

K103.8 Electrical. When required, a permit shall be obtained from the local building official.

K103.8.1 Extension cords. Extension cords shall be UL listed and shall be appropriate for the intended use.

K103.8.2 Power strips. Only UL listed power strips with overcurrent protection shall be used when the number of outlets provided is inadequate. Power strips shall be plugged directly into the outlet, and shall not be plugged into one another in series.

K103.8.3 String lighting. Manufacturer's installation guidelines shall be followed for the maximum allowable number of string lights that can be connected. When connecting string lights together, the total amperage of all string lights shall be calculated to ensure that they do not exceed the amperage for the extension cord and circuit.

K103.8.4 Protection. All extension cords and power strips shall be adequately protected from foot traffic.

K103.8.5 Portable generators. When portable generators are utilized, they shall be diesel fuel type and located a minimum of 20 feet away from all structures.

K103.9 Decorative materials. Interior wall, ceiling, and floor finishes shall be Class A rated in accordance with the California Building Code.

K103.9.1 Flame retardant. All decorative materials shall be both inherently flame retardant and labeled as such, or shall be treated with a listed flame-retardant material. If the material is treated by the user, a container and receipt will serve as proof.

K103.9.2 Flame test. Testing shall be done in accordance with Section 803.5 of this code, as referenced from the California Code of Regulations, Title 19, Division 1, Article 3, Section 3.21(a) and (b). Proof of testing shall be provided.

K103.9.3 Placement of decorative materials. Decorative materials, props and/or performer platforms shall not obstruct, confuse, or obscure exits, exit signs, exit pathways, emergency lighting or any component of fire protection systems and equipment (i.e. fire extinguishers, fire alarm systems, fire sprinklers, etc.) inside or outside the building.

K103.10 Smoke generators. Use of smoke-generating equipment may be restricted if determined to be incompatible with smoke alarm(s). Care and consideration shall be used with respect to smoke generator and smoke alarm locations. Smoke generator and smoke alarm locations shall be approved by the fire department.

K103.11 Display of motor vehicles. Display of motor vehicles shall be in accordance with Section 2402.18 of this code.

K103.12 Inspections. A fire and life safety inspection shall be conducted by the fire department prior to the start of the event.

K103.13 Signs. "NO SMOKING" signs shall be conspicuously posted at the main entrance and throughout the exhibit.

K103.14 Prohibited areas. Inside storage or use of flammable and/or combustible liquids, gases, and solids shall be prohibited. Open flames shall be prohibited.

K103.15 Maintenance. Good housekeeping shall be maintained at all times throughout exhibit and exit pathways.



HISTORY NOTE APPENDIX

California Fire Code (Title 24, Part 9, California Code of Regulations)

For prior code history, see the History Note Appendix to the *California Fire Code 2010 Triennial Edition*, effective January 1, 2011.

1. SFM 03-12—Adoption of the 2012 edition of the *International Fire Code* published by the International Code Council, for incorporation into the 2013 *California Fire Code*, CCR, Title 24, Part 9 with amendments for the State Fire Marshal regulated occupancies, effective on January 1, 2014.



INDEX

A

- ABANDONED PREMISES**
(see **VACANT PREMISES**)
- ABANDONMENT**
 - Flammable and combustible liquid tanks 5704.2.13
- ACCEPTANCE TESTING**
 - Fire protection system installations 901.5, 904.4, 907.8
 - Fire pumps 913.5.1
 - Flammable and combustible liquid tanks 5704.2.12.1
 - Single- and multiple-station smoke alarms 907.8.1
 - Smoke control systems 909.18
- ACCESS, FIRE DEPARTMENT**
 - Aviation facilities 2003.4
 - Construction and demolition sites 3310.1
 - Doors for 504.2, 3205.4, 3206.6.1
 - Equipment to 509
 - High-piled storage buildings 3206.6
 - Tire storage 3406
- ACCESS ROADS, FIRE APPARATUS** 503
 - Aviation facilities 2003.4
 - Bridges 503.2.6
 - Building openings and roofs 504
 - Defined 202
 - High-piled storage 3206.6
 - Lumber yards 2803.6, 2809.3
 - Obstructions 503.4
 - Tents and membrane structures 3103.8.1
- ACCESSIBLE MEANS OF EGRESS** 1007
 - Defined 202
 - Standby power 604.2.5, 604.2.6
- ACCESSIBLE ROUTE**
 - Defined 202
- ACETYLENE**
(see **WELDING AND OTHER HOTWORK**)
 - Gas 3505.4
 - Generators 3508
- ADDRESS NUMBER**
(see **PREMISES IDENTIFICATION**)
- ADMINISTRATION**
 - Alternative methods and materials 104.9, 501.4
 - Applicability 102
 - Approval 104.6.1, 401.2, 408.11.1.1, 603.1.2, 2307.2, 2308.2, 3101.2, 5706.4.7.1
 - Approved materials and equipment 104.7
 - Board of appeal 108.1
 - Emergencies 104.11
 - General 101
 - Inspections 104.6.2, 106
 - Maintenance 107
 - Permits 104.2, 105
 - Right of entry 104.3
 - Unsafe buildings 110
 - Violations 109
- AEROSOL CONTAINER**
 - Defined 202
- AEROSOL WAREHOUSE** 5104.4
 - Defined 202
- AEROSOLS** Chapter 51
 - Classification levels 5103.1
 - Classification of products Table 5103.1
 - Defined 202
 - Inside storage 5104
 - Manufacturing facilities 5107
 - Nonsegregated storage 5104.3.1, Table 5104.3.1
 - Outside storage 5105
 - Permit required 105.6.1
 - Retail display 5106
 - Segregated storage 5104.3.2, Table 5104.3.2
- AGENCY**
 - Defined 202
- AGENT**
 - Defined 202
- AGRICULTURAL BUILDING**
(Occupancy Group U)
 - Defined 202
 - Occupant load Table 1004.1.2
- AGRICULTURAL PRODUCTS** 5203.4, 6001.1
- AIR-INFLATED STRUCTURES (see TENTS AND OTHER MEMBRANE STRUCTURES)**
 - Defined 202
- AIR-SUPPORTED STRUCTURES**
(see **TENTS AND OTHER MEMBRANE STRUCTURES**) Chapter 31
 - Defined 202
- AIRCRAFT**
 - Defueling 2006.5, 2006.18
 - Fueling 2006
 - Maintenance 2004
- AIRCRAFT MOTOR-VEHICLE FUEL-DISPENSING FACILITY**
 - Defined 202

AIRCRAFT OPERATION AREA (AOA)	
Defined	202
AIRCRAFT-RELATED OCCUPANCIES, FIRE PROTECTION FOR	914.8
AIRPORT	
Defined	202
AIRPORT TRAFFIC CONTROL TOWERS	604.2.18, 907.2.13, 907.2.22, 914.8.1
AISLE ACCESSWAY	1017.4
Defined	202
AISLE(S)	308.1.7.1, 1017
Assembly	1028
Cross	1028.14.1
Defined	202
Fixed seating	1004.7
Hazardous materials	5003.11.3.9
High-piled combustible storage	3205.4, 3206.9
Obstruction of	1030.3, 1030.5
Tents	3103.12.5
Termination	1028.9.5
Travel distance	1028.7
Walking surface	1003.4
Width	1028.9.1, 1104.22, 1028.9.2, 3206.9.1, 5904.1.2
ALARM	903.4.2, 2405.9.3, 2703.13.2.1, 6004.2.2.10.1
Activations	401.3.2
Audible	907.5.2.1
Coded signals	408.6.2
Signals	903.4.1, 2703.12.3
Testing	901.5, 901.6, 904.4.2
Visible	907.5.2.3
Warning signs	904.3.4
ALARM NOTIFICATION APPLIANCE	907.5.2
Defined	202
ALARM, NUISANCE	
Defined	202
ALARM SIGNAL	
Defined	202
ALARM, SMOKE	
Defined	202
ALARM VERIFICATION FEATURE	
Defined	202
ALCOHOL-BASED HAND RUB	5001.1, 5705.5
Defined	202
ALCOHOL-BLENDED FUELS	
Defined	202
Dispensing	2306.8
ALTERATION	
Defined	202
ALTERNATING TREAD DEVICE	1009.13
Defined	202
ALTERNATIVE AUTOMATIC FIRE-EXTINGUISHING SYSTEMS	904
ALTERNATIVE MATERIALS AND METHODS	104.9
AMBULATORY CARE FACILITY (Occupancy Group B)	
Automatic sprinklers	903.2.2
Defined	202
Fire alarm systems	907.2.2.1
AMMONIA	
Diffusion systems	606.12.6
Refrigerant	606.12.3
AMMONIUM NITRATE	5601.1.5
Defined	202
AMMUNITION, SMALL ARMS	5606
Defined	202
Storage and handling	105.6.14, 5601.2.1, 5604
AMUSEMENT BUILDING, SPECIAL (see SPECIAL AMUSEMENT BUILDING)	
AMUSEMENT PARK STRUCTURES (Assembly, Group A-5)	
Defined	202
ANNUNCIATOR	
Defined	202
APPEALS, BOARD OF	108
APPENDICES	101.2.1
APPLIANCES	605.7
Chimneys	603.6
Commercial kitchen hoods	609
Cooking	5705.3.3
Fuel-fired	603
Heat-producing	2301.6
Heating	603.5, 605.10, 5705.3.3
Lighting	5705.3.3
Unsafe	603.7
APPLICABILITY (of the code)	102
APPROVED	
Defined	202
ARC WELDING (see WELDING AND OTHER HOT WORK)	
AREA, BUILDING	
Defined	202
AREA OF REFUGE	1007.6
Defined	202
ARRAY (storage)	3205.7, 3207.4
Defined	202
ARRAY, CLOSED (storage)	3205.7, 3207.4
Defined	202
ARTIFICIAL BARRICADE (see BARRICADE)	
ASH TRAYS	310.6

ASHES, HOT 305.2

ASPHALT (TAR) KETTLES 303, 3317.2

ASPHYXIAnt GASES 5004.7, 5307.1

ASSEMBLY OCCUPANCIES (Group A)

 Aisles 1028

 Announcements 408.2.2

 Automatic sprinklers 903.2

 Candles 308

 Cellulose nitrate film 105.6.5, 306

 Decorative materials 806, 807

 Defined (Occupancy classification) 202

 Doors 1008

 Egress Chapter 10

 Emergency evacuation drill 405

 Emergency power 604.2.1

 Employee training 406

 Evacuation plans 404

 Fire alarm systems 907.2.1

 Fire safety plans 404

 Furnishings 807.4.2

 Interior finish 803

 LP-gas installations Chapter 61

 Motion picture projection rooms 306.1

 Obstruction of exits 1030.3

 Occupant load calculation 1004

 Open-flame devices 308.3

 Panic hardware 1008.1.10

 Permits required 105.6.34, 105.6.35

 Portable fire extinguishers 906

 Posting maximum occupant load 1004.3

 Prohibit smoking 310

 Pyroxylin-coated fabric 805.4

 Pyroxylin plastic motion picture film storage 306.1

 Seating 1028

 Seating plan 408.2.1

 Standpipe systems 905

 Storage, flammable liquids 5704.3.4.2

 Tents Chapter 31

 Vehicles in 3104.18.4

ASSISTED RESCUE AREAS, EXTERIOR 1007.7

ATRIUM

 Defined 202

ATRIUM FIRE PROTECTION 907.2.14, 914.4

ATTIC

 Defined 202

ATTIC STORAGE 315.2.4

AUDIBLE ALARM NOTIFICATION APPLIANCE 907.5.2.1

 Defined 202

AUTOMATED RACK STORAGE

 Defined 202

 Emergency shutdown 3209.4

AUTOMATIC

 Defined 202

AUTOMATIC FIRE-EXTINGUISHING SYSTEM (see FIRE-EXTINGUISHING SYSTEMS, ALTERNATIVE)

AUTOMATIC SMOKE DETECTION SYSTEM

 Defined 202

AUTOMATIC SPRINKLER SYSTEM 2108.2, 2703.10, 2804.3, 3206.4, 3209.2, 3314, 6304.1.4

 Aerosol warehouses 5104.4.1

 Alarms 903.4.2, 2703.10.5

 Basements 903.2.11.1.3

 Defined 202

 Dip-tank operations 2405.4

 Gas rooms 5003.8.4.1

 Group A 903.2.1

 Group B 903.2.2

 Group E 903.2.3

 Group F-1 903.2.4

 Group H 903.2.5

 Group I 903.2.6

 Group M 903.2.7

 Group R 903.2.8

 Group S-1 903.2.9

 Group S-2 903.2.10

 High-piled storage 903.2.7.1

 Hose threads 903.3.6

 Installation requirements 903.3

 Limited area 903.3.5.1.1

 Monitoring 903.4

 NFPA 13 sprinkler systems 903.3.1.1

 NFPA 13D sprinkler systems 903.3.1.3

 NFPA 13R sprinkler systems 903.3.1.2

 Pyroxylin plastics 903.2.4.3, 903.6.1

 Repair garages 903.2.9.1

 Riser rooms 901.4.6

 Rubbish and linen chutes 903.2.11.2

 Spray rooms 2404.4

 Water supplies 903.3.5

 Windowless stories 903.2.11.1

 Woodworking operations 903.2.4.1

 Zones 907.6.3

AUTOMATIC SPRINKLERS

 Defined 202

INDEX

Early Suppression Fast Response (ESFR) 910.1, 910.3.5, Table 3206.2, Table 3208.3, 5104.3

Obstructions to discharge 315.2.1, 903.3.3

Quick response (QR) 903.3.2, Table 5704.3.6.3(5)

Residential 903.3.2

AUTOMOBILE UNDERCOATING
(see **SPRAY FINISHING**)

AUTOMOTIVE MOTOR FUEL-DISPENSING FACILITY Chapter 23

Defined 202

AVERAGE AMBIENT SOUND LEVEL 907.5.2.1.1

Defined 202

AVIATION FACILITIES Chapter 20
(see also **AIRCRAFT-RELATED OCCUPANCIES, FIRE PROTECTION FOR**)

Cleaning parts 2004.3

Combustible storage 2003.6

Dispensing hoses and nozzles 2006.3.3

Dispensing of flammable and combustible liquids 2003.5

Fire protection 914.8

Fueling and defueling 2006

Portable fire extinguishers 2005

Radar equipment 2006.21

AWNING
Defined 202

B

BACKFLOW PREVENTION 903.3.5, 912.5

BALCONIES 308.3.1, 903.3.1.2.1, 1019

BALCONY, EXTERIOR
Defined 202

BARRICADE
Artificial defined (for explosives) 202
Defined (for explosives) 202
Fire apparatus access road 503.5, 503.5.1
Natural defined (for explosives) 202
Placement at fire scene 104.11.1

BARRICADED (explosives)
Defined 202

BASEMENT
Defined 202

BATTERY CHARGING
(see **POWERED INDUSTRIAL TRUCKS**)

BATTERY SYSTEM, STATIONARY LEAD-ACID
Defined 202

BATTERY SYSTEM, STATIONARY STORAGE 608
Defined 202

Permit 105.7.2

Room design 608.4

Signs 608.7

Ventilation 608.6

BATTERY TYPES—Defined
Lithium-ion 202
Lithium metal polymer 202
Nickel cadmium 202
Nonrecombinant 202
Recombinant 202
Stationary storage 202
Valve-regulated lead acid 202
Vented (flooded) lead acid 202

BIN BOX 3208.1
Defined 202

BLAST AREA
Defined 202

BLAST SITE
Defined 202

BLASTER
Defined 202

BLASTING AGENT
(see also **EXPLOSIVES AND FIREWORKS**)
Defined 202

BLEACHERS 1028.1, 1028.1.1
Defined 202
Occupant load 1004.4

BOARDING HOUSE (Occupancy Group R)
Defined 202

BOILING POINT
Defined 202

BOND
For explosives 5601.2.4.1
For fireworks display 5601.2.4.2

BONDING AND GROUNDING 2104.2.4, 2106.3.4
Aircraft fueling 2006.3.7.1, 2006.5.2
CNG motor fuel-dispensing facilities 2308.8.1.2.4
Cryogenic fluids 5503.7.2
Organic coating 2904.3
Piping, valves and fittings 5706.4.7.6
Powdered coating 2406.6.4
Roll-coating operations 2405.11
Underground tanks 5706.6.1.8
Vessels 5705.3.2

BONFIRES 307.4.1
Defined 202
Permit 105.6.30, 307.2

BREATHING APPARATUS 2603.3.2

BRIDGES (see ACCESS ROADS, FIRE APPARATUS)

BRITISH THERMAL UNIT (BTU)
 Defined 202

BUILDING
 Defined 202
 Unsafe 110
 Vacant (see Vacant premises)

BUILDING INFORMATION CARD 508.1.5(13)

BUILDING OFFICIAL 408.11.1.2, 510.1
 Defined 202

BUILDING SERVICES AND SYSTEMS Chapter 6

BULK OXYGEN SYSTEM Chapter 63
 Defined 202

BULK PLANT OR TERMINAL 5706.4
 Defined 202

BULK TRANSFER 5706.5
 Defined 202

BULLET RESISTANT
 Defined 202

BURNING (see OPEN BURNING)

BUTANE (see LIQUEFIED PETROLEUM GAS)

BUTYLENE (see LIQUEFIED PETROLEUM GAS)

C

CABINETS
 Fire equipment 905.7, 906.8, 2005.7.1
 Flammable liquid 5704.3.2
 Hazardous material 5003.8.7
 Ozone 6005.3.1

CABINETS, GAS 2703.3.5, 2703.10.2,
 2703.13.1.3, 5003.8.6, 5306.2.3,
 6004.1.2, 6406.2.2, 6406.4.1

CANDLES 105.6.32, 308, 806.4

CANOPY
 Defined 202

**CAPTIONS, EMERGENCY VOICE/ALARM
 COMMUNICATION SYSTEM** 907.5.2.2.4

CARBON DIOXIDE EXTINGUISHING SYSTEM
 Commercial cooking systems 904.11
 Defined 202

**CARBON MONOXIDE ALARMS AND
 DETECTION SYSTEMS** 908.7, 908.7.1

CARE, 24-HOUR (Occupancy Group I)
 Defined 202

CARE SUITE
 Defined 202

CARNIVALS 105.6.4, 3103.3

CARTON
 Combustible 5106.5
 Defined 202

CEILING LIMIT
 Defined 202

**CELLULOSE NITRATE MOTION
 PICTURE FILM** 306

**CELLULOSE NITRATE PLASTICS [see PYROXYLIN
 (CELLULOSE NITRATE) PLASTICS]**

CERTIFICATION OF SERVICE PERSONNEL
 Automatic fire-extinguishing systems 904.1.1
 Portable fire extinguishers 906.2.1

CHANGE OF OCCUPANCY 102.3
 Defined 202

CHANGE OF USE 102.3

CHEMICAL
 Defined 202

CHEMICAL NAME
 Defined 202

CHIMNEY 603.2, 603.6
 Defined 202
 Factory-built 603.6.4
 Masonry 603.6.1
 Metal 603.6.2

**CHRISTMAS TREE
 (see DECORATIVE VEGETATION)**

CHUTES, RUBBISH AND LINEN 903.2.11.2

CLASSIFICATION
 Aerosols 5103
 Commodity 3203
 Dry cleaning plants and systems 2103.2
 Dry cleaning solvent or liquid 202, 2103.1
 Flammable and combustible liquids 202
 Floor finish materials 804.3.1
 Hazardous materials 5001.2
 Occupancy 202
 Refrigerant 606.3

CLEAN AGENT
 Defined 202

CLEANING
 Cooking equipment 609.3.3
 Flammable liquids used for 2004.3
 Powder coating 2406.5.1
 Repair garages 2311.2.1
 Tanks 5706.7.2
 Tire rebuilding buffing areas 3403.3

CLEARANCE
 Storage to ceiling or
 sprinklers 315.2.1, 903.3.3, 5704.3.5.3

CLINIC, OUTPATIENT (Occupancy Group B)
 Defined 202

CLOSED CONTAINER 5505.5.2
 Defined 202

CLOSED SYSTEM 5705.3.7.6
 Defined 202

CNG MOTOR FUEL-DISPENSING FACILITIES 2308

COLD DECK 2806.2
 Defined 202

COLLEGE AND UNIVERSITY BUILDINGS, GROUP R-2 404.2, Table 405.2, 408.3, 907.2.9.3

COMBUSTIBLE DUST
 Defined 202

COMBUSTIBLE DUST-PRODUCING OPERATIONS Chapter 22
 Permit 105.6.6

COMBUSTIBLE FIBERS Chapter 52
 Defined 202
 General precautions 5203
 Permit 105.6.7
 Portable fire extinguishers 5203.6

COMBUSTIBLE LIQUID 2306, 3104.17, Chapter 57
 Classified locations 5703.1.2
 Defined 202
 Dispensing, use, mixing and handling 5705.3, 5705.3.8
 Heated 5701.5
 Indoor storage 5704.3.3
 Mixtures 5701.5
 Outdoor storage 5704.4
 Permit 105.6.16, 105.7.8
 Portable fire extinguisher 5706.2.7
 Special operations 5706
 Tank storage 5704.2
 Waste control 5706.3.3
 Wholesale and resale use 5704.3.6

COMBUSTIBLE MATERIAL STORAGE 315, 2003.6

COMBUSTIBLE WASTE MATERIAL 304, 2505
 Containers 304.3
 Storage 304.2

COMMERCIAL COOKING APPLIANCES
 Defined 202

COMMERCIAL KITCHEN COOKING OIL STORAGE TANK SYSTEMS 610

COMMERCIAL KITCHEN HOODS 609

COMMODITY
 Classifications 3203
 Defined 202

COMMON PATH OF EGRESS TRAVEL 1014.3, 1028.8, Table 1104.17.2
 Defined 202

COMPATIBILITY (Hazardous materials) (see INCOMPATIBLE MATERIALS)

COMPRESSED GAS Chapter 53
 Containers, cylinders, tanks 5303.1
 Defined 202
 Medical gas 5306
 Requirements 5303
 Storage 5304
 Use and handling 5305
 Wiring 5303.6

COMPRESSED GAS CONTAINER
 Defined 202

COMPRESSED GAS SYSTEM
 Defined 202
 Motor fuel-dispensing facilities 2308

COMPRESSED NATURAL GAS (CNG) 5301.1

CONFLICTING PROVISIONS 102.9

CONGREGATE CARE FACILITY (Occupancy Group I)
 Defined 202

CONGREGATE LIVING FACILITY (Occupancy Group R)
 Defined 202

CONSTANTLY ATTENDED LOCATION 903.4.1, 907.2.1.1, 907.2.6, 907.2.7.1, 907.2.10.1, 907.2.12.1, 907.2.13, 907.2.18.2, 907.3, 907.3.1, 907.5, 907.5.1, 913.4, 5704.2.8.11
 Defined 202

CONSTRUCTION AND DEMOLITION FIRE SAFETY Chapter 33

CONSTRUCTION DOCUMENTS 105.4
 Defined 202

CONSTRUCTION EQUIPMENT, MOTORIZED (see MOTORIZED CONSTRUCTION EQUIPMENT)

CONTAINER
 Defined 202

CONTAINER AND PORTABLE TANK STORAGE 5704.3, Table 5704.3.6.3(4), 5704.4, Table 5704.4.2

CONTAINMENT PALLETS
 Flammable and combustible liquids 5704.4.3
 Hazardous materials 5004.2.3

CONTAINMENT SYSTEM
 Defined 202

CONTAINMENT VESSEL
 Defined 202

CONTINUOUS GAS DETECTION SYSTEM (see GAS DETECTION SYSTEM, CONTINUOUS)

CONTROL AREAS 5003.8.3
 Defined 202

COOKING	
Appliances, commercial, defined	202
Commercial, automatic sprinkler systems	903.2.11.5
Commercial, fire-extinguishing systems	904.11
Commercial, hoods	609
Commercial, oil storage tank systems	610
Commercial, portable fire extinguishers	904.11.5
Devices, open-flame	308.1.4
On balconies	308.1.4
CORRIDOR	1018
Defined	202
CORROSION PROTECTION	
Cryogenic fluid containers	5503.1.3.2
Cryogenic fluid piping	5505.1.2.5
General	5703.6.5
Tanks and piping	5704.2.7.9, 5706.7.1
CORROSIVE	
Defined	202
CORROSIVE MATERIALS	Chapter 54
Indoor storage	5404.1
Indoor use	5405.1
Outdoor storage	5404.2
Outdoor use	5405.2
Requirements	5403
COTTON, BALED	Table 5003.1.1(1), 5205
Defined	202
COTTON, DENSELY PACKED BALED	
Defined	202
COTTON, SEED	5203.4
Defined	202
COURT	
Defined	202
COURT, EGRESS	1027.4
Defined	202
COVERED MALL BUILDING	
Automatic sprinkler system	914.2.1
Defined	202
Emergency planning	408.11
Emergency voice/alarm communication system	907.2.20, 914.2.3
Permit	105.6.9
Standby power systems	604.2.14
Standpipe system	905.3.3, 914.2.2
CRANKCASE OIL (see WASTE OIL)	
CROP-RIPENING AND COLORING PROCESSES (see FRUIT AND CROP RIPENING)	
CROWD MANAGERS	403.3, 3104.20.2
CRYOGENIC CONTAINER	
Defined	202
Handling	5505.5
Marking	5503.4
Security	5503.5
CRYOGENIC FLUIDS	Chapter 55
Containers	5503.1
Defined	202
Filling	5505.4
Flammable	5806
Indoor storage	5504.2
Indoor use	5505.2
Outdoor storage	5504.3
Outdoor use	5505.3
Permit	105.6.10
Requirements	5503
Underground storage tanks	5504.4, 5504.5
CRYOGENIC VESSEL	
Defined	202
CUSTODIAL CARE (Occupancy Group I)	
Defined	202
CYLINDER	
Defined	202
D	
DAMPER	
Defined	202
DANGER, IMMINENT	110.2
DAY BOX (Magazine, Type 3)	202
Defined	202
DEAD END	1018.4
DECK	
Defined	202
DECORATIONS	805
Exit obstruction	1030.5
DECORATIVE MATERIALS	807
Defined	202
DECORATIVE VEGETATION	806
DEFLAGRATION	
Defined	202
DELAYED EGRESS LOCKS	907.4.2, 1008.1.9.7
DELUGE SYSTEM	
Defined	202
DEMOLITION OF BUILDINGS FIRE SAFETY	Chapter 33
DESIGN PRESSURE	
Defined	202
DETACHED BUILDING	
Defined	202
Group H occupancies	5003.8.2
Storage	6204.1.1, 6304.1.1, Table 6304.1.2
DETEARING	
Defined	202

DETECTOR, HEAT	
Defined	202
DETONATING CORD	
Defined	202
DETONATION	
Defined	202
DETONATOR	
Defined	202
DETOXIFICATION FACILITY (Group I-2)	
Defined	202
DIP TANK	2405
Defined	202
DIPPING OPERATIONS	2405
DISCHARGE, EXIT (see EXIT DISCHARGE)	
DISCHARGE OF HAZARDOUS MATERIAL (see RELEASE OF HAZARDOUS MATERIAL)	
DISCHARGE SITE	
Defined	202
DISPENSING	
Aircraft fueling	2006
Defined	202
Fire extinguishers	2305.5
Location	2303.1
Motor fuel-dispensing operations	2304
Requirements	2305, 5005
DISPENSING DEVICE, OVERHEAD-TYPE	
Defined	202
DISPLAY SITE (Fireworks)	
Defined	202
DISPLAYS	
Aerosol products	5106
Cellulose nitrate (pyroxylin) plastic	314.3, 6503.1
Fireworks	5608
Group M	5003.11
Indoor	314
Motor vehicles	314.4, 3104.18
Retail	5001.4, 5106, 5601.2.2
Storage	5003.11.3
DOOR, BALANCED	1008.1.10.2
Defined	202
DOORS, EXIT	1008
DORMITORIES (see OCCUPANCY CLASSIFICATION, Residential Group R and COLLEGE AND UNIVERSITY BUILDINGS, Group R-2)	
DRAFT CURTAIN	
Construction, design and installation	910.3, 3206.2
Defined	202
DRAFTSTOP	
Defined	202
Maintenance	703.1.1
DRAINAGE CONTROL	2903.10, 2905.3, 5004.2.2.6, 5705.3.8.1, 5706.2.6, 5706.4.9
DRAINS	
Dip-tank bottom	2405.3.2
Exhaust duct sprinkler system	2703.10.4.4.3
HPM liquids	2705.2.2.2
Magazines	5604.6.1
Outdoor cryogenic fluid storage containers	5504.3.1.3
Portable containers	5204.3.2.2
DRAPERIES	807.1, 1030.5
DRILLING, WELL	5706.3
DRY-CHEMICAL EXTINGUISHING AGENT	
Defined	202
DRY CLEANING	Chapter 21
Classifications	2103.1
Defined	202
Fire protection	2108
Requirements, general	2104
Requirements, operating	2105
Solvent or liquid classifications	202
Spotting and pretreating	2106
Systems	2107
DRY CLEANING PLANT	
Defined	202
DRY CLEANING ROOM	
Defined	202
DRY CLEANING SYSTEM	
Defined	202
DRYING APPARATUS	2404.6.1.2
DRYING OVENS (see INDUSTRIAL OVENS)	
DRYING ROOMS	914.10
DUCT SMOKE DETECTORS	907.3.1
DUMPSTERS	304.3
DUST COLLECTION	5203.5, 5906.5.3
DUST EXPLOSION HAZARDS	Chapter 22
Explosion venting	2803.2.1
DWELLING	
Defined	202
DWELLING UNIT	
Defined	202

E

EARLY SUPPRESSION FAST-RESPONSE SPRINKLER (ESFR) (see AUTOMATIC SPRINKLERS)	
EGRESS (see MEANS OF EGRESS)	
ELECTRICAL EQUIPMENT	605
Aviation facilities	2006.14
Dust-producing machines	5906.5.5
Signs	605.3.1, 608.7.1
Workstations in HPM facilities	2703.7.2
ELECTROSTATIC APPARATUS	2407
ELECTROSTATIC FLUIDIZED BED	
Defined	202
ELEVATOR GROUP	
Defined	202
Emergency voice/alarm communication system in	907.5.2.2
ELEVATOR KEYS, FIRE SERVICE (see KEYS, FIRE SERVICE ELEVATOR)	
ELEVATOR KEYS, NONSTANDARDIZED FIRE SERVICE	
Key boxes for	506.1.2
ELEVATOR RECALL	607
EMERGENCY ALARM SYSTEM	908, 5004.9, 5005.4.4
Defined	202
EMERGENCY CONTROL STATION	2703.1
Defined	202
EMERGENCY ESCAPE AND RESCUE OPENING	1029
Defined	202
EMERGENCY EVACUATION DRILL	405
Defined	202
Frequency	408.5.4
EMERGENCY LIGHTING EQUIPMENT	
Inspection and testing	604.5
EMERGENCY PLANNING AND PREPAREDNESS	Chapter 4
EMERGENCY POWER SYSTEMS	604
EMERGENCY RELIEF VENTING	2306.6.2.5, 5704.2.7.4
EMERGENCY RESPONDER RADIO COVERAGE	510
In existing buildings	1103.2
Permit	105.7.5
EMERGENCY SHUTOFF VALVE	2307.5.1, 5003.2.2.1, 5503.4.6, 5505.3.2, 5803.1.3, 6303.1.2, 6403.1.1
Defined	202
EMERGENCY SHUTOFF VALVE, AUTOMATIC	2305.2.2, 2306.7.4
Defined	202
EMERGENCY SHUTOFF VALVE, MANUAL	
Defined	202
EMERGENCY VOICE/ALARM COMMUNICATIONS	907.5.2.2
Atriums	907.2.14
Captions	907.5.2.2.4
Covered mall buildings	907.2.20
Deep underground buildings	907.2.19
Defined	202
Group A	907.2.1.1
High-rise building	907.2.13
Special amusement buildings	907.2.12.3
EMPLOYEE TRAINING	406
ENTRY, RIGHT OF	104.3
EQUIPMENT, FUELED	312
EQUIPMENT PLATFORM	
Defined	202
Guards required	1013.2
ESCAPE OPENINGS	1029
ESFR SPRINKLERS (see AUTOMATIC SPRINKLERS)	
ETHYLENE	
Gas	2503
Generators	2506
EVACUATION	110.2, 1703.3.4, 1704.3.5
EVACUATION DIAGRAMS	408.8.1, 408.9.2
EVACUATION DRILLS	405
Frequency	405.2, Table 405.2
Notification	405.6
Recall and reentry	405.9
EVACUATION PLANS	404
EXCESS FLOW CONTROL	
Defined	202
EXCESS FLOW VALVE	
Defined	202
EXHAUSTED ENCLOSURE	5003.8.5
Defined	202
EXHIBIT GALLERY	
Occupancy load	Table 1004.1.2
EXHIBITION HALLS (Occupancy Group A-3)	202
EXISTING	
Defined	202
EXISTING BUILDINGS	Chapter 11
EXIT	1020
Defined	202
Enclosure	1022
Horizontal	1025
Number required	1021
Passageways	1023
EXIT ACCESS	1014
Defined	202

EXIT ACCESS RAMP
 Defined 202

EXIT ACCESS STAIRWAY
 Defined 202

EXIT AND EXIT ACCESS DOORS 1008, 1015

EXIT DISCHARGE 1027
 Defined 202

EXIT DISCHARGE, LEVEL OF
 Defined 202

EXIT ENCLOSURE 1022
 Defined 202

EXIT, HORIZONTAL 1025
 Defined 202

EXIT PASSAGEWAY 1023
 Defined 202

EXPANDED PLASTIC
 Defined 202

EXPANDED VINYL WALL OR CEILING COVERINGS 803.6

EXPLOSION
 Defined 202

EXPLOSION CONTROL 911, 2905.4, 5004.6, 5005.2.1.2, 5005.2.2.3, 5704.2.5, 5705.3.7.5.2, 5705.3.7.6.2, 5804.1.1, 6204.1.10, 6304.1.3, 6604.1.2, 6704.1.6

EXPLOSIVE MATERIAL Chapter 56
 Defined 202

EXPLOSIVES AND FIREWORKS Chapter 56
 Defined 202

EXTENSION CORDS 605.5

EXTERIOR ASSISTED RESCUE AREAS 1007.7

EXTERIOR WALL
 Defined 202

EXTINGUISHERS
 (see **FIRE EXTINGUISHERS, PORTABLE**)

EXTRA-HIGH-RACK COMBUSTIBLE STORAGE
 Approval 3208.5
 Defined 202
 Fire protection 3208.5.1

F

FABRICATION AREA 2705.2
 Construction 2703.3.1
 Defined 202
 Electrical wiring and equipment 2703.7.1
 Existing 2701.4
 Gas detection 2703.13.1.1
 Storage 2704.2

FACILITY
 Defined 202

FAIL-SAFE 5003.2.2.1, 6004.2.2.3
 Defined 202

FAIRS 105.6.4

FALLOUT AREA
 Defined 202

FALSE ALARM
 Defined 202

FEES 113

FILL PIPE CONNECTIONS 5704.2.9.5.2

FILM, CELLULOSE NITRATE
MOTION PICTURE 306
 Projection rooms 306.1
 Storage 306.2

FINES (in woodworking operations)
 (see also **VIOLATION PENALTIES**)
 Defined (in woodworking operations) 202
 Storage and processing (in woodworking operations) 2808

FINISHED PRODUCTS 2909.6

FIRE ALARM
 Defined 202
 Reporting 401.3.2, 3309

FIRE ALARM BOX (see MANUAL FIRE ALARM BOX)

FIRE ALARM CONTROL UNIT
 Defined 202

FIRE ALARM SIGNAL
 Defined 202

FIRE ALARM SYSTEM
 Annunciation 907.1.1
 Defined 202
 Existing buildings 907.9, 1103.6
 Maintenance 907.8
 Monitoring 907.6.5
 Notification appliances 907.5
 Out of service 901.7
 Permit 105.7.6
 Power supply 907.6.2
 Presignal feature 907.5.1
 Telephone dialing devices 907.6.5.1
 Testing 907.8
 Where required, existing buildings 1103.6
 Where required, new buildings 907.2
 Zones 907.6.3

FIRE APPARATUS ACCESS ROAD 503
 Defined 202
 Gates and barricades 503.5, 503.6
 Obstructions 503.4

FIRE AREA 901.4.3
 Defined 202

FIRE BARRIER
 Defined 202

Maintenance 703.1.3

FIRE CHIEF

Authority at fires and other emergencies 104.11

Defined 202

FIRE CODE OFFICIAL

Defined 202

FIRE COMMAND CENTER 508

Defined 202

FIRE DAMPER

Defined 202

FIRE DEPARTMENT COMMUNICATION SYSTEM 907.2.13.2

FIRE DEPARTMENT CONNECTIONS 903.3.7, 912

FIRE DEPARTMENT MASTER KEY

Defined 202

FIRE DEPARTMENT NOTIFICATION [see NOTIFICATION (of fire department)]

FIRE DEPARTMENT OPERATIONS 104.11, 401.4

FIRE DETECTOR, AUTOMATIC

Defined 202

FIRE DOOR

Defined 202

FIRE DOOR ASSEMBLY

Defined 202

FIRE DRILL (see EMERGENCY EVACUATION DRILL)

FIRE EQUIPMENT, TAMPERING WITH 901.8

FIRE ESCAPE STAIRS 1104.16

FIRE EXIT HARDWARE 1008.1.10

Defined 202

FIRE EXTINGUISHERS, PORTABLE 906

Asphalt kettles 303.5

Aviation facilities 2005

Buildings under construction or demolition 3315

Commercial cooking equipment 904.11.5

Dry cleaning plants 2108.4

Flammable finishes 2404.4.1, 2405.4.2, 2406.4.2

Lumber yards 2804.2, 2808.8

FIRE-EXTINGUISHING SYSTEMS, ALTERNATIVE 904

Commercial cooking 904.11

Fire alarm system interconnection 904.3.5, 907.6

Flammable and combustible liquids 5704.3.7.5.1, 5704.3.8.4

Flammable finishing 2404.4, 2405.4.1, 2406.4, 2407.4

Hazardous materials 5005.1.8

Monitoring 904.3.5

Permit 105.7.1

Required 904.2

FIRE FIGHTERS

Hazards to 316

Pitfalls 316.3

Safety 101.3

FIRE FLOW REQUIREMENTS 507.3

FIRE HYDRANT

Obstruction 507.5.4

Permit 105.6.15, 105.6.35, 105.7.12

Standpipe system 507.5.1.1

Tampering 901.8

Testing 507.5.2, 901.5

FIRE INVESTIGATIONS 104.10

FIRE LANE

Defined 202

FIRE PARTITION

Defined 202

Maintenance 703.1.3

FIRE POINT

Defined 202

FIRE PROTECTION EQUIPMENT 509

FIRE PROTECTION RATING

Defined 202

FIRE PROTECTION SYSTEM Chapter 9

Defined 202

Nonrequired 901.4.2

Out of service 901.7

Owner's responsibility during construction or demolition 3308

Permit 105.7.1, 105.7.4, 105.7.5, 105.7.12

FIRE PUMP ROOMS 901.4.6

FIRE PUMPS 105.7.7, 913

FIRE RECORDS 104.6.3

FIRE, RECREATIONAL (see RECREATIONAL FIRE)

FIRE, REPORTING OF UNWANTED 401.3, 3309

FIRE RESISTANCE

Defined 202

FIRE-RESISTANCE-RATED CONSTRUCTION 703

FIRE-RESISTANCE RATING

Defined 202

FIRE-RESISTANT JOINT SYSTEM

Defined 202

FIRE-RETARDANT COATINGS 803.4

FIRE SAFETY DURING CONSTRUCTION AND DEMOLITION Chapter 33

FIRE SAFETY FUNCTIONS 907.11

Defined 202

FIRE SEPARATION DISTANCE

Defined 202

FIRE SERVICE ELEVATOR KEYS (see KEYS, FIRE SERVICE ELEVATOR)

FIRE SERVICE FEATURES Chapter 5

FIRE, UNWANTED (see UNWANTED FIRE)

FIRE WALL

- Defined 202
- Maintenance 703.1.3

FIRE WATCH (see also STANDBY PERSONNEL)

- Construction/demolition sites 3304.5
- Defined 202
- Fire protection impairments 901.7
- Hot work 3504.2

FIREBLOCKING

- Defined 202
- Maintenance 703.1.3

**FIREPLACES, PORTABLE OUTDOOR
(see PORTABLE OUTDOOR FIREPLACES)**

FIREWORKS (see EXPLOSIVES AND FIREWORKS)

- Defined 202
- Prohibited 5601.1.3
- Retail display and sale 5609.1

FIREWORKS DISPLAY

- Damage from 5601.2.4.2
- Defined 202

FIXED BASE OPERATOR

- Defined 202

FIXED SEATING 1004.4

- Defined 202
- Occupant load factor 1004.1.2

**FLAME RETARDANT
(see also FIRE-RETARDANT COATINGS)**

- Tents, air-supported, air-inflated and tensioned membrane structures 3104.2

FLAME SPREAD

- Defined 202

FLAME SPREAD INDEX

- Defined 202

FLAMING FOODS AND BEVERAGES 308.6

FLAMMABLE CRYOGENIC FLUID

- Defined 202

FLAMMABLE FINISHES 914.7, Chapter 24

- Defined 202
- Dipping operations 2405
- Electrostatic apparatus 2407
- Floor surfacing 2410
- Powder coating 2406
- Protection of operations 2403
- Spray finishing 2404
- Ventilation 2404.7, 2405.7, 2406.7, 2407.7, 2409.6, 2410.5

FLAMMABLE GAS Chapter 58

- Defined 202
- Nonodorized 2311.7.2
- Requirements 5803

- Storage 3306.1, 5804
- Use 3306.1, 5805

FLAMMABLE LIQUEFIED GAS

- Defined 202

FLAMMABLE LIQUIDS Chapter 57

- Buildings under construction or demolition 3305
- Classified locations 5703.1.1
- Defined 202
- Dispensing, use, mixing and handling 5705.3, 5705.3.8
- In construction and demolition operations 3305
- Indoor storage 5704.3.3
- Labeling and signage 5703.5
- Motor fuel 2306
- Outdoor storage 5704.4
- Permit 105.6.16, 105.7.8
- Portable fire extinguisher 5706.2.7
- Special operations 5706
- Tank storage 5704.2
- Tents, air-supported, air-inflated and tensioned membrane structures 3104.17
- Waste control 5706.3.3
- Wholesale and resale use 5704.3.6

FLAMMABLE MATERIAL

- Defined 202

FLAMMABLE SOLID Chapter 59

- Defined 202
- Indoor storage 5904.1
- Magnesium 5906
- Outdoor storage 5906
- Requirements 5903
- Use 5905

FLAMMABLE VAPOR AREA

- Alarms 2404.8.1.1
- Defined 202
- Electrical equipment 2403.2.1
- Ignition sources 2403.2
- Ventilation 2404.7, 2405.7
- Warning signs 2403.2.7

FLAMMABLE VAPORS OR FUMES

- Defined 202

FLASH POINT

- Defined 202

FLEET VEHICLE MOTOR FUEL-DISPENSING FACILITY

- Defined 202
- Tanks 2306.2.4.2

FLEXIBLE JOINTS 2306.7.9.1.4, 5703.6.9

FLIGHT (stairs)

- Defined 202

FLOOR AREA, GROSS

- Defined 202

- FLOOR AREA, NET**
Defined 202
- FLOOR CONSTRUCTION** 2309.5.1.1, 5004.2.1,
5004.12, 6003.1.4.1, 6304.1.5
- FLOOR COVERING (interior finish)** 804.3
- FLOOR IDENTIFICATION SIGNS** 1022.8,
1030.9, 1104.23
- FLOOR OPENINGS AND SHAFTS** 704, 1103.4
- FLUE SPACES** 3208.3
Defined 202
- FLUIDIZED BED**
Defined 202
- FOAM-EXTINGUISHING SYSTEMS** 904.7
Defined 202
- FOAM PLASTICS** 803.7, 804.2, 807.4.2.1, 808.3
- FOGGING, INSECTICIDAL**
(see FUMIGATION AND INSECTICIDAL FOGGING)
- FOLDING AND TELESCOPIC SEATING**
Defined 202
- FOSTER CARE FACILITIES**
(Occupancy Group I)
Defined 202
- FRUIT AND CROP RIPENING** Chapter 25
Ethylene gas 2503
Heating 2504.5
Permit 105.6.18
Sources of ignition 2504
Warning signs 2507
- FUEL-FIRED APPLIANCES** 603
Chimneys 603.2, 603.6
Heating 603.5
Installation 603.1
- FUEL LIMIT SWITCH**
Defined 202
- FUEL OIL**
Grade 603.1.4
Storage 603.3
- FUMIGANT**
Defined 202
- FUMIGATION AND INSECTICIDAL FOGGING** Chapter 26
Breathing apparatus 2603.3.2
Clean up 2603.6
Defined 202
Fire safety requirements 2603
Notification 2603.3
Permit 105.6.19
Sealing of buildings 2603.5
Warning signs 2603.3.1
Watch personnel 2603.3.3
- FURNACE CLASS A, B, C, D**
Defined 202
- FURNISHINGS** 808, 1030.6
- FURNITURE, UPHOLSTERED** 805, 903.2.4,
903.2.7, 903.2.9
- FUSIBLE LINKS** 703.2, 904.5.2,
904.6.2, 904.11.6.3
- G**
- GARAGE (see REPAIR GARAGE)**
- GARAGING (see PARKING AND GARAGING)**
- GAS CABINET** 3003.7.10, 3006.2.3,
5003.8.6, 6004.1.2
Defined 202
- GAS CONTAINER PROTECTION** 3003.5.2
- GAS DETECTION SYSTEM, CONTINUOUS**
Defined 202
Emergency alarm system 908
HPM gases 2703.13
Hydrogen motor fuel 2307.2
Ozone gas 6005.3.2
- GAS METERS** 603.9
- GAS- OR LIQUID-FUELED VEHICLES** 314.4, 2404.18
Permit 105.6.26
- GAS ROOM** 5003.8.4, 6004.2.2.6
Defined 202
- GATES**
Means of egress 1008.2
- GATES, FIRE APPARATUS ROAD** 503.5, 503.6
- GENERAL REQUIREMENTS** Chapter 3
- GENERATORS**
Acetylene 2608
Ethylene 1606
Ozone Gas 6005
Portable 2608.2
Stationary 604.1.1
- GLASS-FIBER-REINFORCED PLASTICS**
Manufacturing 2409
Storage 2409.4
Ventilation 2409.6
- GRADE FLOOR OPENING**
Defined 202
- GRADE PLANE**
Defined 202
- GRANDSTAND** 1028.1, 1028.1.1
Defined 202
- GROUP HOME (Occupancy Group R-4)**
Defined 202

INDEX

GUARD 1013, 1028.14
 Defined 202

GYPSUM BOARD
 Defined 202

H

HABITABLE SPACE
 Defined 202

HALOGENATED EXTINGUISHING SYSTEM
 Defined 202

HAND RUB, ALCOHOL-BASED
 (see **ALCOHOL-BASED HAND RUB**)

HANDLING
 Defined 202

HANDRAIL 1012
 Defined 202

HANGARS, AIRCRAFT
 (see **AIRCRAFT-RELATED OCCUPANCIES, FIRE PROTECTION FOR**)

HANGERS, FIRE EXTINGUISHER 906.7

HARDENING TANKS 2405.9

HARDWARE, EXIT DOOR 1008.1.9

HARDWARE, PANIC 1008.1.10

HAY
 Combustible fiber 5203.4
 Combustible waste 304.1.1
 Storage 3104.5, 5203.4

HAZARD COMMUNICATION 407
 Hazardous Materials Inventory Statement 407.5
 Hazardous Materials Management Plan 407.6
 Training 407.4

HAZARDOUS MATERIALS
 Defined 202
 Fire-extinguishing systems 5004.5, 5005.1.8
 General Chapter 50
 Identification signs 5003.5
 Mixtures 5001.2.1
 Outdoor control areas 5003.12
 Permit 105.6.20, 105.7.9
 Personnel training 407.4
 Power systems 604.2.10
 Requirements 5003
 Storage 5004
 Use, dispensing and handling 5005

HAZARDOUS MATERIALS INVENTORY STATEMENT 407.5, 5001.5.2

HAZARDOUS MATERIALS MANAGEMENT PLAN 407.6, 5001.5.1

HAZARDOUS PRODUCTION MATERIAL (HPM)
 Defined 202

HAZARDS TO FIRE FIGHTERS 316

HEALTH HAZARD 5001.2.2.2,
 Table 5003.1.1(2), Table 5003.1.1(4)
 Defined 202

HEAT VENTS (see SMOKE AND HEAT VENTS)

HEATERS, PATIO (see PORTABLE OUTDOOR GAS-FIRED HEATING APPLIANCES)

HEATERS, PORTABLE ELECTRIC SPACE 605.10

HEATERS, PORTABLE UNVENTED 603.4

HEATING APPLIANCES 603.5

HEATING EQUIPMENT, TEMPORARY, DURING CONSTRUCTION 3303

HEIGHT, BUILDING
 Defined 202

HELIPORT 2007
 Defined 202
 Permit for rooftop heliport 105.6.40

HELISTOP 2007
 Defined 202

HI-BOY
 Construction 303.7
 Defined 202

HIGH-PILED COMBUSTIBLE STORAGE Chapter 32
 Aisles 3206.9
 Automated storage 3209
 Automatic sprinklers 3206.4, 3209.2
 Classifications, commodities 3203
 Defined 202
 Fire protection 3206, Table 3206.2
 Housekeeping 3205

HIGH-PILED STORAGE AREA
 Defined 202
 Designations 3204
 Permit 105.6.22

HIGH-RISE BUILDING
 Automatic sprinkler system 903.2.11.3, 914.3.1
 Automatic sprinkler system, floor control valves required 903.4.3
 Automatic sprinkler system, secondary water supply required 903.3.5.2
 Defined 202
 Emergency evacuation drills 405
 Emergency responder radio coverage 914.3.5
 Emergency voice/alarm communications system 907.2.13, 914.3.4
 Fire alarm system 907.2.13, 914.3.2
 Fire alarm system zoning 907.6.3.2
 Fire command center 508.1, 914.3.6
 Fire department communications system 907.2.13.2
 Fire safety and evacuation plans 404
 Smokeproof exit stairway enclosures 1022.10

Standby power system 604.2.14.1
 Standpipe system 905.3.1

HIGH-VOLTAGE TRANSMISSION LINE
 Defined 202
 Storage under 315.4, 316.5.2

HIGHLY TOXIC Chapter 60
 Compressed gases 6004
 Defined 202
 Indoor storage and use 6003.1
 Outdoor storage and use 6003.2.5
 Solids and liquids 6003

HIGHWAY
 Defined 202

HISTORIC BUILDINGS 102.6
 Defined 202

HOGGED MATERIALS 2807, 2808
 Defined 202

HOOD 609
 Defined 202

HORIZONTAL ASSEMBLY
 Defined 202

HOSE 2307.5.2, 2310.3.3
 Aircraft fueling 2006
 Conductive 2006.5.2.1
 Connections for standpipes 905.3.4.1, 905.4, 905.5, 905.6
 Dispensing 2006.3.3, 2306.7.5
 Protection 2006.7, 5706.6.1.11
 System 904.8.4, 904.9.3, 904.10.3
 Threads 903.3.6

HOSPITALS AND PSYCHIATRIC HOSPITALS (Group I-2)
 Defined 202

HOT WORK (see WELDING AND OTHER HOT WORK)
 Defined 202
 Permit 105.6.23

HOT WORK AREA
 Defined 202

HOT WORK EQUIPMENT
 Defined 202

HOT WORK PERMITS
 Defined 202

HOT WORK PROGRAM
 Defined 202

HPM FACILITY (see SEMICONDUCTOR FABRICATION FACILITY)

HPM FLAMMABLE LIQUID
 Defined 202

HPM ROOM
 Defined 202

HYDRANTS (see FIRE HYDRANT)

HYDROGEN 5501.1, 5801.1

HYDROGEN MOTOR FUEL-DISPENSING FACILITIES 2309

I

IDENTIFICATION

Alcohol-blended fuel-dispensing facilities 2306.8.3
 Building (address) 505.1
 Exit discharge 1022.7, 1104.20
 Floor level 1022.8, 1030.9, 1104.2.2
 Fire protection equipment 509.1, 905.7.1
 Hazardous materials 5003.5, 5503.4, 5703.5.4, 6005.4.3
 Hot work hazards 3503.6
 Solar photovoltaic power systems 605.11.1.2
 Streets and roads 505.2
 Tenant spaces in covered malls 408.11.2
 Utilities 509.1.1
 Vacant premises 311.5.4

IGNITION SOURCES 305

IMMEDIATELY DANGEROUS TO LIFE AND HEALTH (IDLH)
 Defined 202

IMPACT PROTECTION, VEHICLE 312

IMPAIRMENT COORDINATOR 901.7.1
 Defined 202

INCAPABLE OF SELF-PRESERVATION (Occupancy Group I)
 Defined 202

INCINERATORS 603.8
 Room egress 1015.3

INCOMPATIBLE MATERIALS 2704.3.3, 5003.9.8, 5003.10.3.6, 5003.11.3.7, 5004.2.2.2, 5004.4, 5005.1.1, 5303.7.1, 5303.7.11.1, 5704.2.6, 5704.3.3.2, 6404.1.4
 Defined 202

INCOMPATIBLE SURFACES 6306.3.6.2

INDUSTRIAL OVENS Chapter 30
 Defined 202
 Fire protection 3006
 Fuel piping 3004
 Interlocks 3005
 Location 3003
 Operation and maintenance 3007
 Permit 105.6.24, 105.7.10

INERT GAS 2311.8.2, 2501.1, 2906.4, 5305.8, 5703.6.3.1, 5705.2.2

INDEX

Defined 202

INHABITED BUILDING

Defined 202

INITIATING DEVICE

Defined 202

INSECTICIDAL FOGGING
(see **FUMIGATION AND INSECTICIDAL FOGGING**)

INSPECTION . . . 104.6.2, 105.2.2, 106, 107.2.1, 901.6

Emergency and standby
power system 604.3.1, 604.4

Fire department connections 912.6

Fire hydrant 507.5.2

Fireworks display 5608.5.3, 5608.9

Hose 3509.7

Magazines 5604.9

Masonry chimneys 603.6.1

Tents 3103.7

INSTITUTIONAL OCCUPANCIES

Defined 202

INTERCONNECTION

Fire-extinguishing systems with
cooking appliances 904.11.2

Smoke alarms 907.2.11.3, 1103.7.2

Standpipe risers 905.4.2

INTERIOR EXIT RAMP

Defined 202

INTERIOR EXIT STAIRWAY

Defined 202

INTERIOR FINISH Chapter 8

Defined 202

INTERIOR FLOOR-WALL BASE 804.4

Defined 202

INTERIOR WALL AND CEILING FINISH . . . 803, 804

Defined 202

**INTERIOR WALL AND
CEILING FINISH AND TRIM** 803, 804

INVESTIGATIONS, FIRE 104.10

IRRITANT

Defined 202

Gases 5004.7, 5307.1

ISO-BUTANE (see LIQUEFIED PETROLEUM GAS)

J

JURISDICTION

Defined 202

K

KETTLES
[see **ORGANIC COATING** or
ASPHALT (TAR) KETTLES]

KEY BOXES 506

Defined 202

Maintenance 506.2

Nonstandard fire service
elevator keys 506.1.2

Required 506.1

KEYS, FIRE SERVICE ELEVATOR 607.5

L

LABELED

Defined 202

LADDERS 1009.14, 1012.2, 1015.3,
1015.4, 1029.5.2, 1104.16.6, 5704.1.8.15

LANDING

Defined 202

Ramps 1010.7, 1010.10

Stairs and stairways 1007.3, 1007.7.1,
1008.1.5, 1008.1.6, 1009.8,
1009.9.1, 1024.2.2, 1024.2.4

LANDSCAPED ROOFS
(see also **ROOFTOP GARDENS** 317

LAUNDRY CARTS 318.1

LEAD-ACID BATTERY SYSTEM, STATIONARY
(see **BATTERY SYSTEMS,
STATIONARY STORAGE**)

**LEAD-ACID BATTERY SYSTEM, VALVE-
REGULATED (see BATTERY SYSTEMS,
STATIONARY STORAGE)**

LEAKS

Compressed gases 5303.12

Cryogenic fluids 5503.10

Explosive materials 5604.10

Flammable and combustible liquids 2006.11,
2305.2.3, 2306.7.7.1, 3305.6,
5703.3, 5703.6.3.1, 5704.2.7.10,
5704.2.11.5, 5706.6.1.1

Highly toxic and toxic materials 6004.2.2.3,
6004.2.2.4, 6004.3.2.2

LEVEL OF EXIT DISCHARGE
(see **EXIT DISCHARGE, LEVEL OF**)

LIABILITY 103.4

LIMITED SPRAYING SPACE

Defined 202

LINEN CHUTES 903.2.11.2

LINEN CONTAINERS 808.1

LIQUEFIED NATURAL GAS (LNG) 2311.7,
5301.1, 5501.1

Defined 202

LIQUEFIED PETROLEUM GAS
(**LP-gas**) Chapter 61

Container defined 202

- Containers not in service 6110
- Cooking devices 308.3.1.1
- Cylinder exchange 6109
- Defined 202
- Dispensing and overfilling. 6106
- Fire protection. 6108
- Installation of equipment. 6103
- Location of containers 6104, Table 6104.3
- Motor fuel-dispensing facilities 2307
- Parking and garaging of
 - LPG-fueled vehicles 6111
- Parking and garaging of tank vehicles 6111
- Permit 105.6.27, 105.7.11
- Prohibited use. 6105
- Storage 6109

LIQUID

Defined 202

LIQUID- OR GAS-FUELED VEHICLES

Permit 105.6.26

LIQUID LEVEL LIMIT CONTROL 5003.2.7, 5005.1.4.1, 5005.1.4.2

LIQUID OXYGEN

AMBULATORY CONTAINER 6306.3.1, 6306.3.5, 6306.3.6.1

Defined 202

LIQUID OXYGEN HOME CARE CONTAINER

Defined 202

LIQUID OXYGEN IN HOME HEALTH CARE

Defined 6306

LIQUID STORAGE ROOM 5704.3.7

Defined 202

LIQUID STORAGE WAREHOUSE 5704.3.8

Defined 202

LISTED

Defined 202

LOADING RACKS 5706.3.8, 5706.5.1.12

LOCKDOWN

Defined 202

Plans 404.3.3

LOCKERS, COMBUSTIBLE 808.4

LONGITUDINAL FLUE SPACE (see FLUE SPACES)

LOT

Defined 202

LOT LINE

Defined 202

LOW-PRESSURE TANK

Defined 202

LOWER EXPLOSIVE LIMIT (LEL)

Defined 202

LOWER FLAMMABLE LIMIT (LFL)

Defined 202

LP-GAS (see LIQUEFIED PETROLEUM GAS)

LUMBER YARDS AND

WOODWORKING FACILITIES Chapter 28

Access plan 2803.7

Emergency plan 2808.10

Fire alarms 2804.1

Fire protection 2804

General 2803

Log storage areas 2806

Open yards 2803.1

Permit 105.6.25

Size of piles 2807.2, 2808.3

Waste removal 2803.3

LUMINOUS EGRESS PATH MARKINGS 1024

M

MAGAZINE

Defined 202

MAGNESIUM

Defined 202

Storage 5906.2, 5906.3, 5906.4

Use 5906.5

MALL (see COVERED MALL BUILDING)

MANIFOLDS

Cylinders 3509.4

Identification 3509.5

Piping 3509

MANUAL FIRE ALARM BOX 907.4.2

Defined 202

MANUAL STOCKING METHODS

Defined 202

MANUFACTURE OF ORGANIC

COATINGS Chapter 29

MARINAS Chapter 36

MARINE MOTOR FUEL-

DISPENSING FACILITY 2310

Defined 202

Fire protection 2310.6

Fueling 2310.4

General 2310.1

Nozzles 2310.3.3

MARKING (see also PLACARDS;

PLACARDING) 503.3, 909.14, 5003.5.1

Compressed gas 5303.2

Cryogenic containers 5503.4

Shaftway 507.2

Tank 5706.2.2

Warnings 5003.8.7.2

MATERIAL SAFETY DATA SHEET (MSDS) . . . 5003.4
 Aerosols 5101.3
 Defined 202
MATTRESSES (in Groups I and R) 805
MAXIMUM ALLOWABLE QUANTITY PER CONTROL AREA Tables 5003.1.1(1) through 5003.1.1(4), 5003.11
 Defined 202
MEANS OF EGRESS Chapter 10, 1104, 3311
 Accessible means of egress 1007
 Assembly 1028
 Bleachers 1028.1.1
 Buildings under construction or demolition 3311
 Corridors 1018, 1104.17
 Defined 202
 Egress court 202, 1027.4
 Elevators, escalators and moving walks 1003.7, 1104.2
 Emergency escape and rescue 1029
 Existing buildings 1104
 Exit access 1014
 Exit discharge 1027
 Exits 1005
 Guards 1013, 1104.6
 Handrails 1009.13.1, 1009.15, 1010.9, 1012, 1028.13
 Illumination 1006
 Locks, latches 1008.1.9.3
 Maintenance of 1030
 Membrane structures 3103.12
 Obscuration of 316.4, 1030.4, 1030.6
 Ramps 1010
 Signs 1011
 Sizing 1005
 Stairways 1009
 Tents 3103.12
MECHANICAL REFRIGERATION (see REFRIGERATION SYSTEM)
MECHANICAL STOCKING METHODS
 Defined 202
MEDICAL CARE (Occupancy Group I)
 Defined 202
MEDICAL GAS SYSTEMS 5306
MEMBRANE STRUCTURE
 Defined 202
MERCHANDISE PAD 1017.4
 Defined 202
METAL HYDRIDE AND METAL HYDRIDE STORAGE SYSTEMS 5807

Defined 202
METERS, GAS 603.9
MEZZANINE 1004.1.1.2
 Defined 202
MILLS
 Composite board 2805
 Plywood 2805
 Process 2806
 Veneer 2805
MIRRORS 1008.1, 1030.6
MIXTURES (Hazardous materials) 5001.2.1
MOBILE FUELING 5706.5.4.5
 Defined 202
MODIFICATIONS (of code requirements) 104.8
MONITORING (sprinkler and fire alarm systems) 903.4.1, 907.6.5
 Termination of 907.6.5.2
MORTAR
 Defined 202
MOTION PICTURE PROJECTION ROOMS AND FILM 306
 Film storage 306.2
MOTOR FUEL-DISPENSING FACILITIES (see also by type of fuel) Chapter 23
MOTORIZED CONSTRUCTION EQUIPMENT 3316
MSDS (see MATERIAL SAFETY DATA SHEET)
MULTIPLE-STATION ALARM DEVICE
 Defined 202
MULTIPLE-STATION SMOKE ALARM 907.2.11, 1103.7
 Defined 202
MUSEUMS (Occupancy Group A-3)
 Occupant load Table 1004.1.2

N

NATURAL BARRICADE (see BARRICADE)
NESTING
 Defined 202
NET EXPLOSIVE WEIGHT
 Defined 202
NITROCELLULOSE 2908.1, 2909.4
NORMAL TEMPERATURE AND PRESSURE (NTP)
 Defined 202
NOSING
 Defined 202
NOTICE OF VIOLATION 109.2

NOTIFICATION
 (of Fire department/Fire code official) 401.3,
 2006.11.5,
 2304.3.6, 5003.3.1

NOTIFICATION (of Fumigation) 2603.3

NOTIFICATION APPLIANCE
 (see **ALARM NOTIFICATION APPLIANCE**)

NOTIFICATION ZONE
 (see **ZONE, NOTIFICATION**)

NOZZLES
 Fuel delivery 2306.7.6
 Fuel transfer 2006.3.3
 Marine craft 2310.3.3

NUISANCE ALARM
 Defined 202

NURSING HOME (Occupancy Group I-2)
 Defined 202

O

OBSTRUCTIONS
 Fire apparatus access roads 503.4
 Fire department connections 912.3
 Fire hydrants 507.5.4
 Fire protection equipment 509.2, 2310.6.2
 Fuel-dispensing view 2304.2.4
 Manual fire alarm boxes 904.2.6
 Means of egress 806.3, 807.4.1(3),
 1003.6, 1018.3, 1028.9.6,
 1030.2, 1030.3, 1030.6

Portable fire extinguishers 906.6
 On rooftops 316.4
 Spraying operation ventilation 2404.7.4
 Sprinkler discharge 315.2.1, 903.3.3

OCCUPANCY, CHANGE OF
 (see **CHANGE OF OCCUPANCY**)

OCCUPANCY CLASSIFICATION
 Defined 202

Assembly Group A
 Defined 202

Business Group B
 Defined 202

Educational Group E
 Defined 202

Factory Industrial Group F
 Defined 202

High-hazard Group H
 Defined 202

Institutional Group I
 Defined 202

Mercantile Group M
 Defined 202

Miscellaneous Group U
 Defined 202

Residential Group R
 Defined 202

Storage Group S
 Defined 202

OCCUPANT LOAD
 Defined 202
 Posting 1004.3

OIL-BURNING EQUIPMENT
 (see **FUEL-FIRED APPLIANCES**)

OIL, FUEL
 (see **FUEL OIL and COMBUSTIBLE LIQUID**)

OIL, MOTOR (see COMBUSTIBLE LIQUID)

OIL, WASTE (see WASTE OIL)

OPEN BURNING 307
 Defined 202
 Permit 105.6.30, 307.2
 Precautions in tire storage areas 3404.1

OPEN FLAMES 308, 806.4,
 2004.6, 2903.6,
 5003.7.2, 5604.7.2, 5706.2.1

Devices 308.1.6
 Group A occupancies 308.3
 Permit 105.6.31, 105.6.32, 308.2

OPEN MALL AND OPEN MALL BUILDING
 (see **COVERED MALL BUILDING**)
 Defined 202

OPEN PARKING GARAGE
 Defined 202

OPEN SYSTEM (hazardous materials)
 Defined 202

OPERATING BUILDING
 Defined 202
 Separation distances 5605.3

OPERATING PRESSURE
 Defined 202

ORDERS AND NOTICES 109.2.2

ORGANIC COATINGS Chapter 29
 Defined 202
 Electrical equipment and protection 2904
 General 2903
 Kettles 2906
 Manufacture Chapter 29
 Permit 105.6.33
 Process structures 2905

ORGANIC PEROXIDE 2408, Chapter 62
 Defined 202

INDEX

Indoor storage 6204.1
 Outdoor storage 6204.2,
 Table 6204.1.2, Table 6204.2.4
 Requirements 6203
 Use 6205

OUTDOOR CONTROL AREA
 Defined 202
 Hazardous materials 5003.12

OUTPATIENT CLINIC (Occupancy Group B)
 Defined 202

OVENS (see INDUSTRIAL OVENS)

OVERCROWDING
 Defined 202
 Prohibited 107.6

OVERFILL PREVENTION AND PROTECTION 2006.18, 2306.6.2.3,
 5704.2.7.5.8, 5704.2.8.18,
 5704.2.9.7.6, 5704.2.11.4, 5706.4.6,
 5706.6.1.5, 5706.8.3, 5706.8.5, 6106.2

OWNER
 Defined 202

OXIDIZERS, OXIDIZING GASES AND OXIDIZING CRYOGENIC FLUIDS Chapter 63
 Defined 202
 Indoor storage 6304.1
 Outdoor storage 6304.2
 Requirements 6303
 Use 6305

OXIDIZING CRYOGENIC FLUID
 Defined 202

OXIDIZING GAS
 Defined 202

OXYGEN IN HOME HEALTH CARE 6306

OZONE-GAS GENERATOR 6005
 Automatic shutdown 6005.5
 Defined 202
 Location 6005.3
 Manual shutdown 6005.6

P

PALLETS, IDLE COMBUSTIBLE 5704.3.3.9

PANIC HARDWARE 1008.1.10, 1008.2.1
 Defined 202

PARKING AND GARAGING
 Aircraft-fueling vehicles 2006.5.1.3, 2006.20
 Flammable- and combustible-
 liquid tank vehicles 5706.6.2, 5706.6.3
 LP-gas tank vehicles 6111
 LP-gas-fueled vehicles 6111.3

PASS-THROUGH 2703.3.2, 2703.10.3

Defined 202

PATIO HEATERS (see PORTABLE OUTDOOR GAS-FIRED HEATING APPLIANCES)

PENTHOUSE
 Defined 202

PERMISSIBLE EXPOSURE LIMIT (PEL)
 Defined 202

PERMITS 105
 Defined 202

PERSON
 Defined 202

PERSONAL CARE SERVICE
 Defined 202

PESTICIDE
 Defined 202

PHOTOLUMINESCENT 1011.5, 1024.4
 Defined 202

PHYSICAL HAZARD 5007.2.2.1,
 Table 5003.1.1(1), Table 5003.1.1(3)
 Defined 202

PIPELINES 5706.1

PIPING, VALVES AND FITTINGS
 Flammable and combustible liquids 2306.6,
 2306.7.9.1.3, 5706.4.7.6
 Hazardous materials 5003.2.2
 Highly toxic and toxic gases 6004.2.2.5
 Organic coating manufacturing 2907
 Ozone-gas 6005
 LP-gas in membrane structures 3104.16.3
 Protection from vehicles 5003.9.3

PLACARDS; PLACARDING (see also SIGNS)
 Cryogenic fluid containers 5503.4.2
 Explosives 5604.6.5, 5604.6.5.2
 Flammable and combustible
 liquid tanks 5703.5.3, 5704.2.3.2
 Vacant buildings 311.5

PLANS (see also CONSTRUCTION DOCUMENTS)
 Diagrams 408.4.1
 Evacuation 404.3.1
 Facility closure 407.7
 Fire safety 404.3.2
 Hazardous materials management 5605.2.1
 Lockdown 404.3.3
 Maintenance 5605.2.2
 Prefire 5608.2
 Specifications 2308.8.1.2.1
 Storage 5704.4.1

PLASTICS
 Cellulose nitrate Chapter 65
 Classifications of 3203.7
 Foam 803.7, 804.2, 807.4.2.1, 808.3

Manufacturing of glass-fiber-reinforced 2411
 Pyroxylin 105.6.37, 903.2.5.3,
 Chapter 65, 1103.4.1

PLOSOPHORIC MATERIAL 5605.1
 Defined 202

PLYWOOD AND VENEER MILLS
 Defined 202
 Fire alarm system 907.2.17, 2804.1

PORTABLE FIRE EXTINGUISHERS
 (see FIRE EXTINGUISHERS, PORTABLE)

**PORTABLE OUTDOOR
 FIREPLACES** 302.1, 307.4.3, 307.5
 Defined 202

**PORTABLE OUTDOOR GAS-FIRED
 HEATING APPLIANCES** 603.4.2

PORTABLE TANKS
 Defined 202
 Design, construction and capacity 5704.3.1
 Empty 5704.3.3.4
 Flammable liquids 2306.2.5
 Flow rate 6004.2.2.7.5, Table 6004.2.2.7.5
 Indoor storage 5704.3.3
 Local exhaust 6004.2.2.4, 6004.3.2.3
 Outdoor storage 5704.4,
 Table 5704.4, 6004.3.4
 Piles 5704.3.3.10, 5704.3.7.2.3

POSTING
 Evacuation diagrams (Group R-1) 408.8.1
 Explosives and pyrotechnic amounts 5605.6.9
 No smoking signs 310.3
 Occupant load 1004.3, 5605.6.9
 Permits 105.3.5

POWDER COATING 2406

POWERED INDUSTRIAL TRUCKS 309
 Battery charging 309.2
 Defined 202
 Fire extinguishers 309.4
 Refueling 309.5
 Repairs 309.6
 Ventilation 309.3

PRECAUTIONS AGAINST FIRE 3304,
 3305.4, 3404

PREMISES IDENTIFICATION 505

PRESSURE VESSEL
 Defined 202

PRESPOTTING (see DRY CLEANING)

PRIMARY CONTAINMENT
 Defined 202

PRIMARY TANK
 Defined 202

PROCESS
 Piping 2907
 Raw materials 2908, 2909

PROCESS TRANSFER
 Defined 202
 Operations 5706.5

PROPANE (see LIQUEFIED PETROLEUM GAS)

PROPELLANT (Aerosol)
 Defined 202

PROPELLANT, SMOKELESS
 (see SMOKELESS PROPELLANT)

PROPYLENE (see LIQUEFIED PETROLEUM GAS)

PROXIMATE AUDIENCE
 Defined 202
 Displays 5608.2.2

**PSYCHIATRIC HOSPITAL (see HOSPITALS AND
 PSYCHIATRIC HOSPITALS)**

PUBLIC ASSEMBLAGES AND EVENTS 403

PUBLIC WAY 1027.5
 Defined 202

PYROPHORIC
 Defined 202
 Indoor storage 6404.1
 Materials Chapter 64
 Outdoor storage 6404.2
 Requirements 6403
 Use 6405

PYROTECHNIC ARTICLE
 Defined 202

PYROTECHNIC COMPOSITION
 Defined 202

PYROTECHNIC SPECIAL EFFECT
 Defined 202

**PYROTECHNIC SPECIAL
 EFFECTS MATERIAL**
 Defined 202
 Permit 105.6.36

PYROTECHNICS
 Defined 202

PYROXYLIN (CELLULOSE NITRATE) PLASTICS
 Decorative materials 807.3
 Fire protection 903.2.5.3, 6504.2, 1103.4.1
 Raw material 6504.1
 Requirements 6503
 Storage and handling 6504

Q

QUICK-RESPONSE (QR) SPRINKLERS
 (see AUTOMATIC SPRINKLERS)

R

RACK STORAGE 3108, 5104.4.3, 5704.3.3.6

RADIOACTIVE

 Gases 5004.7, 5307.1

 Materials 5004.3.1

RAILWAY

 Defined 202

RAMPS 1010, 1022, 1026

 Defined 202

RAW PRODUCT (Wood products)

 Defined 202

 Storage and processing 2808

REACTIVE MATERIALS [see UNSTABLE (REACTIVE) MATERIALS or WATER REACTIVE MATERIALS]

READY BOX 5608.5.5

 Defined 202

RECALL, FIRE PROTECTION SYSTEM COMPONENT 901.9

RECORD DRAWINGS (fire alarm system) 907.8.3

 Defined 202

RECORDS 104.6, 104.6.3, 107.2.1, 405.5, 604.3.2, 606.15, 901.6.2, 2006.5.3.2.2, 3210.1, 3503.5, 5003.3.1.1, 5603

RECREATIONAL FIRE 307.4.2

 Defined 202

RECYCLING FACILITIES 2808.1

REDUCED FLOW VALVE 6004.2.2.7.5

 Defined 202

REFERENCED STANDARDS 102.7, Chapter 80

REFINERY

 Defined 202

 Petroleum 5706.7

REFRIGERANT 606.2

 Classification 606.3

 Defined 202

 Detector 606.8

 Discharge 606.12

 Storage 606.11

 Type 606.4

REFRIGERATION SYSTEM 606.9.1

 Defined 202

REFUGE, AREA OF (see AREA OF REFUGE)

REGISTERED DESIGN PROFESSIONAL 104.7.2, 105.4.1, 909.9, 909.18.8.3

 Defined 202

RELEASE OF HAZARDOUS MATERIAL 5003.3

REMOTE EMERGENCY SHUTOFF DEVICE

 Defined 202

 Use of 5706.5.4.5

REMOTE SOLVENT RESERVOIR 5705.3.6.2.3

 Defined 202

REPAIR GARAGES 2311

 Defined 202

 Gas detection system 2311.7.2

 LP-gas-fueled vehicles 6111.3

 Sources of ignition 2311.3

 Sprinklers required 903.2.9.1

 Ventilation 2311.4.3

REPORTING

 Aviation facilities fire extinguisher use 2005.8

 Emergencies 401.1

 Fire 3309

 Fire alarm 3309

 Leak 5704.2.7.10

 Record keeping 5603

 Research reports 104.9.1

RESIN APPLICATION AREA 2403.2.5, 2409.3, 2409.5, 2409.6

 Defined 202

RESPONSE PROCEDURES 406

RESPONSIBLE PERSON

 Defined 202

RETAIL DISPLAY AREA (for aerosols)

 Defined 202

 Manufacturing facilities 5107.1

 Maximum quantities 5106.2, Table 5106.2, Table 5106.3

REVOCAION OF PERMITS 105.5

RIGHT OF ENTRY 104.3

ROADWAYS, ACCESS FOR FIRE APPARATUS (see FIRE APPARATUS ACCESS ROAD)

ROCKETS AND ROCKETRY 5601.1.4

ROLL COATING

 Defined 202

ROOF, LANDSCAPED (see ROOFTOP GARDENS)

ROOF VENTS 910

ROOFING OPERATIONS SAFEGUARDS 3317

ROOFS

 Safeguarding operations 3317

 Stairway access 504.3, 1009.14, 1009.16

ROOFTOP GARDENS AND LANDSCAPED ROOFS 317, 905.3.8

RUBBISH (TRASH)
 Chutes, automatic sprinkler protection . . . 903.2.11.2
 Containers 304.3
 Defined 202
RULES 5603.7, 5605.6.6

S

SAFETY CAN 5003.9.10
 Defined 202
SCISSOR STAIR
 Defined 202
 Use of 1015.2.1
SEAT STABILITY 1028.12
SEATING, FOLDING AND TELESCOPIC . . . 1025.1.1
 Defined 202
SECONDARY CONTAINMENT
 Above-ground tanks 2306.5
 Defined 202
 Hazardous materials 5004.2, 5004.2.2,
 5005.1.3, 5005.2.1.4, 5005.2.2.5,
 5005.3.5, 5005.3.7
 Indoor storage 5004.2.2.3
 Outdoor storage 5004.2.2.4
 Type II dry cleaning systems 2107.2.3
 Underground tanks 5003.2.4.1
SECURITY DEVICES 316.4, 1030.2.1
SEGREGATED
 Defined 202
SELF-CLOSING
 Defined 202
SELF-LUMINOUS 1011.4, 1024.4
 Defined 202
SELF-SERVICE MOTOR FUEL-DISPENSING FACILITY 2304
 Defined 202
SEMICONDUCTOR FABRICATION FACILITY Chapter 27
 Automatic sprinkler system 2703.10
 Defined 202
 Emergency alarm system 2703.12
 Emergency power 604.2.8, 2703.15
 Manual fire alarm system 2703.11
 Permit 105.6.21
 Quantity limits Table 2704.2.1
 Storage 2704
 Transportation and handling 2705.3
 Use and handling 2705
SERVICE CORRIDOR 2703.3.8, 2703.9,
 2703.12.1.1, 2705.3.3
 Defined 202

SERVICE PERSONNEL, CERTIFICATION OF (see CERTIFICATION OF SERVICE PERSONNEL)
SERVICE UTILITIES 112
SHAFTS 704, 1103.4
SHAFTWAY MARKINGS 316.2
SHELF STORAGE 3207
 Defined 202
 Specialty storage 3210
SHOCK PADDING 5003.9.7
SHROUDS, DECORATIVE (on chimneys) . . . 603.6.3
SIGNS (see also PLACARDS; PLACARDING)
 Access roads 5604.6.5.1
 Alarms and warning 904.3.4, 2507,
 2305.6, 2310.5.5.1,
 2603.3.1, 5703.5.1
 Electrical rooms 605.3.1
 Electrostatic apparatus 2407.5.2
 Emergency 606.7, 607.2
 Exit 604.2.3, 1011, 2403.12.6
 Fire alarm boxes 907.5.2.4
 Fire department connection 912.4
 Fire protection equipment rooms 509.1
 Fire-resistance-rated construction 703.2.1
 Foam plastic 808.2
 Hazardous identification 5003.5, 5003.6,
 5003.11.3.10, 5503.4.1
 Illumination 1011.3
 Marking 503.3
 No smoking 310.3, 2305.3, 2308.8.1.2.6,
 5003.7.1, 5704.2.3.1
 Placards 311.5, 5604.6.5
 Removal 310.4
 Stairway exit 1011.3, 1011.4
 Stationary storage battery systems 608.7
 Storage tanks 5704.2.3, 5706.3.7
 Street or road 505.2
 Tampering with 109.2.4
 Vacant buildings 311.5
 Welding 2403.2.7
SILANE GAS 6401.1, 6404.2, 6405.3
SINGLE-STATION SMOKE ALARM . . 907.2.11, 1103.2
 Defined 202
SITE
 Defined 202
SITE-FABRICATED STRETCH SYSTEMS 803.9
 Defined 202
SLEEPING UNIT
 Defined 202
SMALL ARMS AMMUNITION AND SMALL ARMS AMMUNITION COMPONENTS 5606

INDEX

Defined 202

SMALL ARMS PRIMERS

Defined 202

Group M..... 5606.5.1.3

Group R-3 5606.4.3

Storage 5606.5.2.3

SMOKE ALARM..... 907.2.11, 1029.4, 1103.2

Defined 202

SMOKE AND HEAT VENTS 910, 3206.7

SMOKE BARRIERS

Construction..... 909.5

Defined 202

Maintenance 703.1.2

Opening protectives in 703.2, 909.5.2

Pressure differential..... 909.18.6

SMOKE COMPARTMENT

Defined 202

SMOKE CONTROL SYSTEMS 909

SMOKE DAMPER

Defined 202

SMOKE DETECTOR 907.2.13.1, 907.2.18.1, 907.4.1

Defined 202

SMOKE-DEVELOPED INDEX

Defined 202

SMOKE PARTITIONS 703.1.2

SMOKE-PROTECTED ASSEMBLY SEATING 1028.6.2

Defined 202

SMOKE REMOVAL 910.4.6

SMOKELESS PROPELLANTS

Defined 202

General 5606

Storage and handling..... 5604

SMOKEPROOF ENCLOSURE

Defined 202

SMOKING..... 310, 2003.2, 2006.3.8, 2310.5.5.1, 2403.2.6, 2803.5.3, 2903.7, 3304.1, 3404.3, 5003.7.1, 5704.2.3.1, 5706.6.1.9

Signs 310.3

SOLAR PHOTOVOLTAIC POWER SYSTEMS..... 605.11

Permit 105.7.13

SOLID (material state)

Defined 202

SOLID SHELVING

Defined 202

Fire protection 3208.2.2.1

Racks..... 3208.2.2

SOLVENT DISTILLATION UNIT 5705.4

Defined 202

SOLVENT OR LIQUID CLASSIFICATIONS, DRY CLEANING 2103

Defined..... 202

SPACE HEATERS 605.10, 3303

SPECIAL AMUSEMENT BUILDING

Defined..... 202

Exit access travel distance..... Table 1016.2

Fire alarm system..... 907.2.12, 914.7.2

Permit..... 105.6.2

Sprinklers..... Table 903.2.11.6, 914.7.1

SPECIAL INDUSTRIAL EXPLOSIVE DEVICE 5601.1

Defined..... 202

SPILL CONTROL

Carts and trucks..... 5003.10.3.4

Dry cleaning..... 2107.2.3

Flammable and combustible liquids..... 5703.4, 5704.3.7.3, 5704.3.8.2, 5704.4.3, 5705.3.7.5.3, 5705.3.7.6.3, 5705.3.8.1, 5706.2.6, 5706.5.1.5

Hazardous materials 5004.2, 5005.1.3, 5005.2.1.3, 5005.2.2.4, 5005.3.4, 5005.3.6

Lead-acid battery systems..... 608.5

Service stations and repair garages..... 2305.3

SPILLS 2004.4, 2009.4.2, 2310.5.2, 2404.18.5.3, 3305.6

SPONTANEOUS IGNITION HAZARDS..... 304.3.1, 305.2, 3304.4

SPOTTING (see DRY CLEANING)

SPRAY BOOTH

Areas adjacent to..... 2403.2.1.3

Construction..... 2404.3.2.1

Defined..... 202

Permit..... 105.6.41, 105.7.14

Ventilation 2403.3.5.2

SPRAY FINISHING..... 105.6.41, 2404

SPRAY ROOM

Construction..... 2404.3.1

Defined..... 202

Permit..... 105.6.41, 105.7.14

Ventilation 2403.3.5.2

SPRAYING SPACE

Defined..... 202

STAGES, FIRE PROTECTION FOR ... 905.3.4, 914.6

STAIR

Defined..... 202

STAIRWAY 1009

Defined..... 202

Identification..... 1022.8, 1022.9, 1104.20, 1104.23

STAIRWAY, EXTERIOR	1026	Flammable gases	5804
Defined	202	Flammable liquids	5704
STAIRWAY, INTERIOR	1009, 1022	Flammable solids	5904
Defined	202	Foam	5704.2.9.2.2.1
STAIRWAY, SPIRAL	1009.12	Fuel oil	603.3
Defined	202	Hazardous materials	5004
STANDBY PERSONNEL		Hazardous materials storage defined	202
(see also FIRE WATCH)	3104.20	High-piled combustible	Chapter 32
STANDBY POWER SYSTEM	604, 5005.1.5	Hogged material	2807, 2808
STANDPIPE SYSTEM, CLASSES OF		Indoor	315
Defined	202	Log areas	2806
STANDPIPE, TYPES OF		Loose combustible fibers	5204
Defined	202	LP-gas	6109
STANDPIPES	905	Means of egress	315.2.2, 807.4.3.1, 1030.3
Buildings under construction/demolition	3313	Mechanical refrigeration rooms	606.10
Existing buildings	1103.6, 1103.6.1	Mechanical rooms	315.2.3
Heliports and helistops	905.3.6, 1103.6.2, 2007.5	Nitrocellulose	2909.4
Landscaped roofs	905.3.8	Organic peroxide	2909.5, 6204
Rooftop gardens	905.3.8	Outside	315.3
STATIC PILES (wood products)		Oxidizers	6304
Defined	202	Pyrophoric materials	6404
Protection	2808.6	Pyroxylin (cellulose nitrate) plastics	6504
STATIC PROTECTION	5706.5.1.7	Rack	3208
STATIONARY STORAGE BATTERY SYSTEMS		Semiconductor fabrication facilities	2704
(see BATTERY SYSTEM, STATIONARY STORAGE)		Solid-piled and shelf	3207
STEEL		Specialty	3210
Defined	202	Tank	2909.2, 5704.2
STILLS, DRY CLEANING	2104.2.4, 2107.1	Tire	3405, 3409
STORAGE		Under floors	315.2.4
Aerosol, inside	5104	Under high-voltage transmission lines	315.4
Ammunition	5606	Unstable (reactive) materials	6604
Attics	315.2.4	Water-reactive solids and liquids	6704
Automated	3209	Wood chips	2807, 2808
Boiler rooms	315.2.3	STORAGE BATTERY SYSTEMS, STATIONARY	608
Calcium carbide	3507.1	Permit	105.6.5
Carousel	3209.3	Room design	608.3
Combustible fibers, baled	5205	Signs	608.6
Combustible fibers, detached structure	5204.6	Ventilation	608.5
Combustible fibers, loose	5206	STORY	
Combustible liquids	5704	Defined	202
Combustible materials	315, 2003.6	STORY ABOVE-GRADE PLANE	
Compressed gas	5304	Defined	202
Concealed spaces	315.2.4	STRAW	2404.5, 2903.4
Corridors and lobbies in Group E	807.4.3.1	Waste material	304.1.1
Corrosive materials	5404	SUB-ATMOSPHERIC PRESSURE GAS SYSTEMS (SAGS)	1803.16
Cryogenic fluids	5504	SUMPS	5706.3.3
Cylinder and container, welding	3505.2	SUPERVISING STATION	903.4.1, 905.9
Electrical rooms	315.2.3	Defined	202
Explosives	5604	SUPERVISION	903.4, 905.9, 913.4
Exterior, finished lumber	2809		

SUPERVISORY SERVICE

Defined 202

SUPERVISORY SIGNAL 903.4.1, 905.9

Defined 202

SUPERVISORY SIGNAL-INITIATING DEVICE

Defined 202

SYSTEM (hazardous materials)

Defined 202

T

TANK

Abandonment of 5704.2.13, 5704.2.13.1.4
 Above-ground 2306.2.2, 2306.2.3,
 2306.2.4, 3104.2.1, 5003.2.4.2,
 5704.2.7.3.5.1, 5704.2.9, 5704.2.13.2

Anchoring 5704.2.8.5

Capacity 2305.1.2

Compressed gas 5303.1, 5303.4.2

Construction 5704.2.9.6.1

Cooking oil storage 610

Defective 5003.2.6.2

Defined 202

Design and construction 5003.2.1, 5704.2.7,
 5704.2.9.6.1

Diking 5704.2.10.2

Discharge 5704.2.7.5.5.2

Dispensing 5706.2.8, 5706.5.4

Drainage control 2306.5

Empty 5003.2.5, 5704.3.3.4, 5704.4.8

Filling operations 2305.1, 5706.6.1.10

Inside buildings 2306.2.2, 5704.2.9.5

Installation 5003.2.4, 5704.2.7

Lining 5704.2.7.11

Low-pressure 3202.1

Maintenance 2003.9

Manifolding 5704.2.7.3.5

Marking 5706.2.2

Openings 2306.6.2.1,
 5704.2.7.5, 5704.2.9.10

Out of service 5003.2.6.1, 5704.2.13.1.1

Outside buildings 5704.2.9.5

Overfill protection 5704.2.7.5.8, 5704.2.9.7.6,
 5704.2.11.4, 5706.6.1.5,
 5706.8.3, 5706.8.5

Permanent and temporary 5706.2.4

Piping 2306.6.3

Piping, valves and fittings 2306.6.2

Portable 2306.2.5, 5704.3

Preparation for fueling 2310.5.6

Pressure 2409.3, 5704.2.7.2

Primary 202

Protected above-ground (see above-ground)

Removal 5704.2.14

Repair, alteration or reconstruction 5704.2.7.6

Security 2306.3

Solvent storage 2107.3

Stationary 6004.2.2.7.4

Storage 2009.2, 5704, 5706.3.2.1, 5706.3.5

Testing 5704.2.12

Underground 2306.2.1, 5003.2.4.1,
 5704.2.7.3.5.2, 5704.2.11, 5704.2.13.1

Vaults 2306.2.4, 5704.2.8

Vehicle 2009.3, 5706.5.1.15,
 5706.5.1.16, 5706.6

Venting 5704.2.7.3, 5704.2.7.3.6,
 5706.2.4.2

Water 507.2.2, 507.5.3

TANK, ATMOSPHERIC

Defined 202

TANK CARS

(see also BULK TRANSFER) 5706.5.1

Loading racks or stations 2909.3, 5706.5.1.12

Use as storage tank 5704.2.2

TANK, PORTABLE

Defined 202

TANK, PRIMARY

Defined 202

TANK, PROTECTED ABOVE-GROUND

Defined 202

TANK, STATIONARY

Defined 202

TANK VEHICLE 2904.3.2, 5706.5.1.16.1, 5706.6

Aircraft fuel-servicing 2005.4

Certification 5706.5.1.15

Construction 5003.2.1

Defined 202

Dispensing from 5706.2.8, 5706.5.4

Fire protection 5706.6.4

Garaging 5706.6.1, 6111.3

Loading racks or stations 2909.3

Operation 5706.6.1

Parking 5706.6.3, 6111

Smoking 5706.6.1.9

Stability 5706.5.1.16

Use as storage tank 5704.2.2

TAR KETTLE [see ASPHALT (TAR) KETTLES]

TELEPHONE DIALING-DEVICES,

AUTOMATIC 907.6.5.1

TEMPORARY HEATING EQUIPMENT 605.10, 3303

TEMPORARY WIRING 605.9, 3304.7

TENANT SPACES, VACANT
(see **VACANT PREMISES**)

TENTS AND OTHER MEMBRANE STRUCTURES Chapter 31

Access 3103.8.1

Air-inflated structure 3102.1

Air-supported structure 3102.1, 3103.10

Approval 3103.2

Crowd managers 3104.20.2

Defined 202

Fire safety requirements 3104.2

Generators 3104.19

Heating and cooking equipment 3104.15

Location 3103.8.3

LP-gas 3104.16

Means of egress 3103.12

Occupant load 3104.14

On buildings 3103.8.4

Permit 105.6.43, 105.7.16

Portable fire extinguisher 3104.8.12

Seating 3103.11

Structural stability 3103.9

Waste 3104.22

TESTING, ACCEPTANCE
(see **ACCEPTANCE TESTING**)

THEFT RESISTANT
Defined 202

TIMBER AND LUMBER PRODUCTION FACILITIES 2807
Defined 202

TIRE REBUILDING 3403
Precautions against fire 3404

TIRE STORAGE Chapter 34
Access 3406
Fencing 3407
Indoor 3409
Outdoor 3405
Precautions against fire 3404

TIRES, BULK STORAGE OF
Defined 202

TOOL (semiconductor fabrication)
Defined 202

TORCH-APPLIED ROOF SYSTEM
Defined 202

TORCHES 308.4
Permit 105.6.31

TOWNHOUSE
Defined 202

TOXIC
Defined 202
Materials Chapter 60

TRAFFIC CALMING DEVICES 503.4.1
Defined 202

TRAINING, EMPLOYEE EMERGENCY 406

TRANSIENT
Defined 202

TRANSIENT AIRCRAFT 914.8.2
Defined 202

TRANSPORTATION
Hazardous materials 2705.3, 5003.10
LP-gas 6101.1

TRANSVERSE FLUE SPACE (see FLUE SPACES)

TRASH (see RUBBISH)

TRAVEL DISTANCE, EXIT ACCESS 1016

TREATMENT SYSTEMS 606.12.4, 2703.14.3,
6003.1.3, 6003.2.3.2,
6004.2.2.7, 6004.3.2.5

TROUBLE SIGNAL 903.4.1, 2311.7.2.3
Defined 202

TUBE TRAILERS 5303.7.11
Defined 202

TURNSTILES 1008.3

U

UNAUTHORIZED DISCHARGE ... 5003.3.1, 5706.2.6
Defined 202

UNDERGROUND BUILDINGS 404.2, 604.2.16,
905.3.5, 907.2.18,
907.2.19, 914.5

UNLAWFUL ACTS 109.1

UNSAFE BUILDINGS (see BUILDING)

UNSAFE HEATING APPLIANCES 603.7

UNSTABLE (REACTIVE) MATERIAL Chapter 66
Defined 202
Indoor storage 6604.1
Outdoor storage 6604.2
Requirements 6603
Use 6605.1

UNVENTED HEATERS 603.4

UNWANTED FIRE
Defined 202
Reporting 401.3, 3309

UPHOLSTERED FURNITURE
(see **FURNITURE, UPHOLSTERED**)

USE, CHANGE OF (see CHANGE OF USE)

USE (MATERIAL)
Defined 202

UTILITY IDENTIFICATION 509.1.1

V

VACANT PREMISES 311
 Abandoned 311.1.1
 Fire protection systems 311.2.2
 Placarding 311.5
 Removal of hazardous materials 311.4
 Safeguarding 311.2
 Tenant spaces 311.1.2
 Waste removal 311.3

VAPOR AREA, FLAMMABLE
 Defined 202

VAPOR BALANCE SYSTEM 2306.7.9.1

VAPOR PRESSURE
 Defined 202

VAPOR-PROCESSING SYSTEM 2306.7.9.2, 5706.8

VAPOR-RECOVERY SYSTEM 2306.7.9, 5706.8

VEHICLE IMPACT PROTECTION
 (see **IMPACT PROTECTION, VEHICLE**)

VEHICLES 314.4
 Compressed natural gas powered 2308
 Gas-fueled 2404.18
 Industrial 6103.2.2
 Liquid-fueled 3104.18
 LP-gas-powered 2307
 Overfilling 2307.7
 Storage 313.1
 Tank 2009.3, 5706.5.1.15,
 5706.5.1.16, 5706.6

VENTILATION
 Battery systems 608.6
 Defined 202
 Dry cleaning 2104.2.1, 2105.2.3, 2106.3.3
 Electrostatic equipment 2406.7
 Exhaust 2703.14, 2703.15.2
 Floor surfacing 2410.5
 Hazardous materials 5003.8.4.2,
 5003.8.5.2, 5003.8.6.2,
 5005.2.1.1, 5005.2.2.2
 Indoor dispensing 5005.1.9
 Indoor storage areas 5004.3
 Industrial ovens 3003.1
 Powered industrial trucks 309.3
 Process structures 2905.5
 Refrigeration machinery room 606.13
 Reinforced plastics manufacturing 2411.5
 Repair garages 2311.4.3, 2311.7.1
 Spray finishing 2404.1.4.3, 2404.2, 2404.2.4,
 2404.6.3, 2406.10

VENTS, SMOKE AND HEAT
 (see **SMOKE AND HEAT VENTS**)

VIOLATION PENALTIES 109.3

VISIBLE ALARM NOTIFICATION APPLIANCE 907.5.2.3
 Defined 202

W

WAREHOUSE

Aerosol 5102.1, 5104.3.2,
 Table 5104.3.2, 5104.4
 Liquid 5104.6, Table 5704.3.6(2),
 Table 5704.3.6(3), 5704.3.8, 5704.3.8.5

WARNING SIGNS

Compressed gas vaults 5303.16.3
 Explosives 5604.10.5, 5605.8.2
 Fire-extinguishing systems 904.3.4
 Flammable and combustible
 liquid vaults 5704.2.8.15
 Flammable finish operations 2403.2.7
 Flammable liquids storage 5703.5
 Fruit and crop ripening 2507
 Fuel dispensing 2305.6
 Fumigation and insecticidal fogging 2603.3.1
 Hazard communication (haz-mat) 407.3, 5003.5
 Oxygen in home health care 6306.6
 Shaftways 316.2.1, 316.2.2,

WARRANTS 104.3.1

WASTE MATERIALS, COMBUSTIBLE 105.6.45, 304, 3304.2

WASTE OIL 603.1.4, 2311.2.2

WASTEBASKETS AND WASTE CONTAINERS 304.3, 808.1

WATCH, FIRE (see FIRE WATCH)

WATER-REACTIVE MATERIAL Chapter 67
 Defined 202
 Indoor storage 6704.1
 Outdoor storage 6704.2
 Requirements 6703
 Use 6705

WATER SUPPLY

Buildings under construction or
 demolition, standpipes 3313
 Fire protection 507, 3312
 Required 507.1
 Secondary 903.3.5.2
 Sprinklers 903.3.5
 Standpipes 3313
 Test 507.4

WEATHER PROTECTION 5004.13, 5005.3.9,
 5608.5.2, 5704.4.7,
 5705.3.8.4, 5706.5.1.2, 6003.2.5,
 6004.3.3, 4104.2.2, 4105.2

WELDING AND OTHER HOT WORK Chapter 35

- Cutting 3505
- Electric arc 3506
- Gas 3505
- Permit 105.6.11
- Requirements 3503, 3504
- Tire storage yards 3404.2
- Warning signs in flammable
 finish operations 2403.2.7

WELL DRILLING 5706.3

WET-CHEMICAL EXTINGUISHING AGENT . . . 904.5

- Defined 202

WET FUELING (see MOBILE FUELING)

WET HOISING (see MOBILE FUELING)

WHARVES 2310.3.1, 2310.5.5, 5706.4.7

WILDFIRE RISK AREA 308.1.6, 308.2

- Defined 202

WINDER 1009.7.3, 1009.11

- Defined 202

WINDOW WELLS 1029.5

WINDOWLESS STORIES OR AREAS 903.2.11.1

WIRELESS PROTECTION SYSTEM 907.6.1

- Defined 202

WIRING, ELECTRICAL

- Hazards 605

WOODCHIPS 2807, 2808

WOODWORKING FACILITIES
 (see **LUMBER YARDS AND WOODWORKING**
FACILITIES). 903.2.3.1

WORKSTATION (semiconductor manufacturing)

- Defined 202

Y

YARD

- Defined 202

Z

ZONE, FIRE ALARM 907.6.3

- Defined 202


ZONE, NOTIFICATION

- Defined 202

ZONING INDICATOR PANEL 907.6.3.1



NEW TOOLS FOR YOUR FIRE CODE




CODE AND COMMENTARY IN ONE!
2012 IFC® CODE AND COMMENTARY

This insightful reference contains the complete text of the IFC plus expert commentary printed after each code section. The Code and Commentary is an ideal go-to reference for effective design, construction and inspection. Features:

- ✓ All text, tables and figures from the code
- ✓ Expert technical commentary printed after each code section
- ✓ Suggestions for effective application
- ✓ Historical and technical background
- ✓ General Comments and Purpose statements for each chapter

SOFT COVER #3410S12 | PDF CD-ROM #3410CD12 | PDF DOWNLOAD #874P12



DOWNLOAD CRITICAL CODE HISTORY!

CODE CHANGES RESOURCE COLLECTION 2012 EDITION: A COMPLETE REVISION HISTORY, 2009 TO THE 2012 I-CODES

Similar to a legislative history for laws and statutes, this provides a complete revision history from the 2009 to the 2012 editions of the IBC, IRC, IFC, IPC and IMC. The information provided includes the original proposal, committee action and final action documentation, all in a single document, which greatly simplifies the research that would otherwise be necessary to track the history of a new, revised or deleted code section from 2009 to 2012. This valuable history will quickly pay for itself in time saved researching code history.

PDF DOWNLOAD #8892P12



INCLUDES BONUS ONLINE QUIZ!

THE 2012 INTERNATIONAL FIRE CODE® STUDY COMPANION

A comprehensive self-study guide addressing occupancy classification, types of construction, fire protection systems, fire-resistance-rated construction, means of egress, and more. The Companion's 18 study sessions provide practical learning assignments and contain specific learning objectives, applicable code text and commentary, and a list of questions summarizing key points for study. An answer key indicates the correct response and code reference for each of the 584 study questions.

SOFT COVER #4407S12 | PDF DOWNLOAD #8950P082




GET TEST-READY!

2012 IFC FLASHCARDS

This helpful study aid provides an effective, time tested method for study and information retention. FlashCards can be used anytime, anywhere and are prepared by code experts to ensure accuracy and quality. (190 cards)

#1421S12

Order Your Code Tools Today! 1-800-786-4452 | www.iccsafe.org/books



FREE PREVIEW VIDEO ONLINE!

SIGNIFICANT CHANGES TO THE INTERNATIONAL FIRE CODE®, 2012 EDITION

This must-have guide provides comprehensive, yet practical, analysis of the critical changes made between the 2009 and 2012 editions of the IFC. Key changes are identified then followed by in-depth discussion of how the change affects real-world application. Coverage reflects provisions with special significance, including new and innovative design ideas and technologies, modern materials and methods of construction, and current approaches to safety and stability. (200 pages)

SOFT COVER #7404S12



pocketINTERPS: 2012 IFC

This handy pocket-sized guide compiles hundreds of real-world questions from code users and combines them with detailed answers from ICC code experts. A durable cover and spiral binding make it easy to use in the field or office. (150 pages)

SOFT COVER #4412S12 | PDF DOWNLOAD #8950P277




FIRE INSPECTOR'S GUIDE: BASED ON THE 2012 INTERNATIONAL FIRE CODE®

Your ideal pocket-sized resource for effective, accurate, consistent, and complete fire inspections.

- Learn the most important and most relevant fire inspection information from the fire code.
- Quickly identify the relevant IFC® section for each topic listed.
- Increase the efficiency of fire inspections based on an occupancy-specific format.
- Become aware of common hazards and the most frequently violated safety issues for various uses.
- Increase fire inspection effectiveness by focusing on the most relevant issues.
- Increase fire inspection consistency based on a common listing of important subjects. (200 pages)

SOFT COVER #4401S12 | PDF DOWNLOAD #8748P12



SUSTAINABLE GREEN DESIGN & FIREFIGHTING: A FIRE CHIEF'S PERSPECTIVE

Author Ronald Spadafora, a 33-year veteran of the FDNY, delivers cutting-edge coverage for developing strategies and tactics to deal with the challenges of energy-saving building materials. This comprehensive book familiarizes readers with sustainable and integrated design concepts and how they relate to the fire service, including topics on sustainable sites, water efficiency, alternative energy, natural refrigerants, light weight construction materials, and indoor environmental quality. This text also features information on new technology such as microturbines, photovoltaic arrays, green roofs, and heliostats, ensuring that responders of all levels are fully prepared to engage in an incident involving a green structure. (181 pages)

HARD COVER #9601S1

Order Your Code Tools Today! 1-800-786-4452 | www.iccsafe.org/books