



PLANNING DEPARTMENT FY2025-2027 BUDGET

Rich Hillis
Planning Director, June 11, 2025



San Francisco
Planning

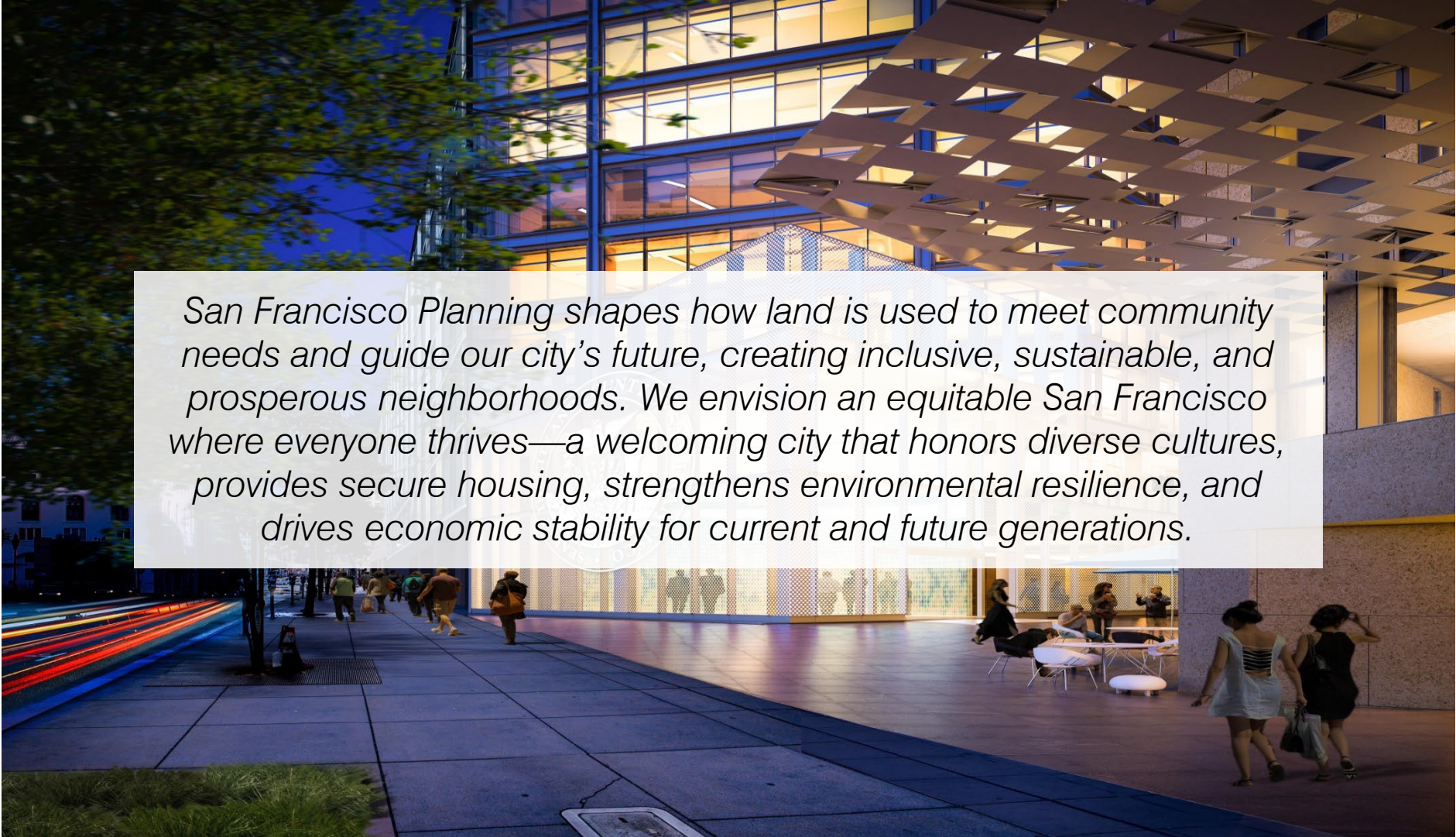
FY25-27 PLANNING

BUDGET OVERVIEW

- Mission Statement
- Budget Allocations
- Performance Measures
- Organizational Chart
- Position History
- Revenue
- Expenditures

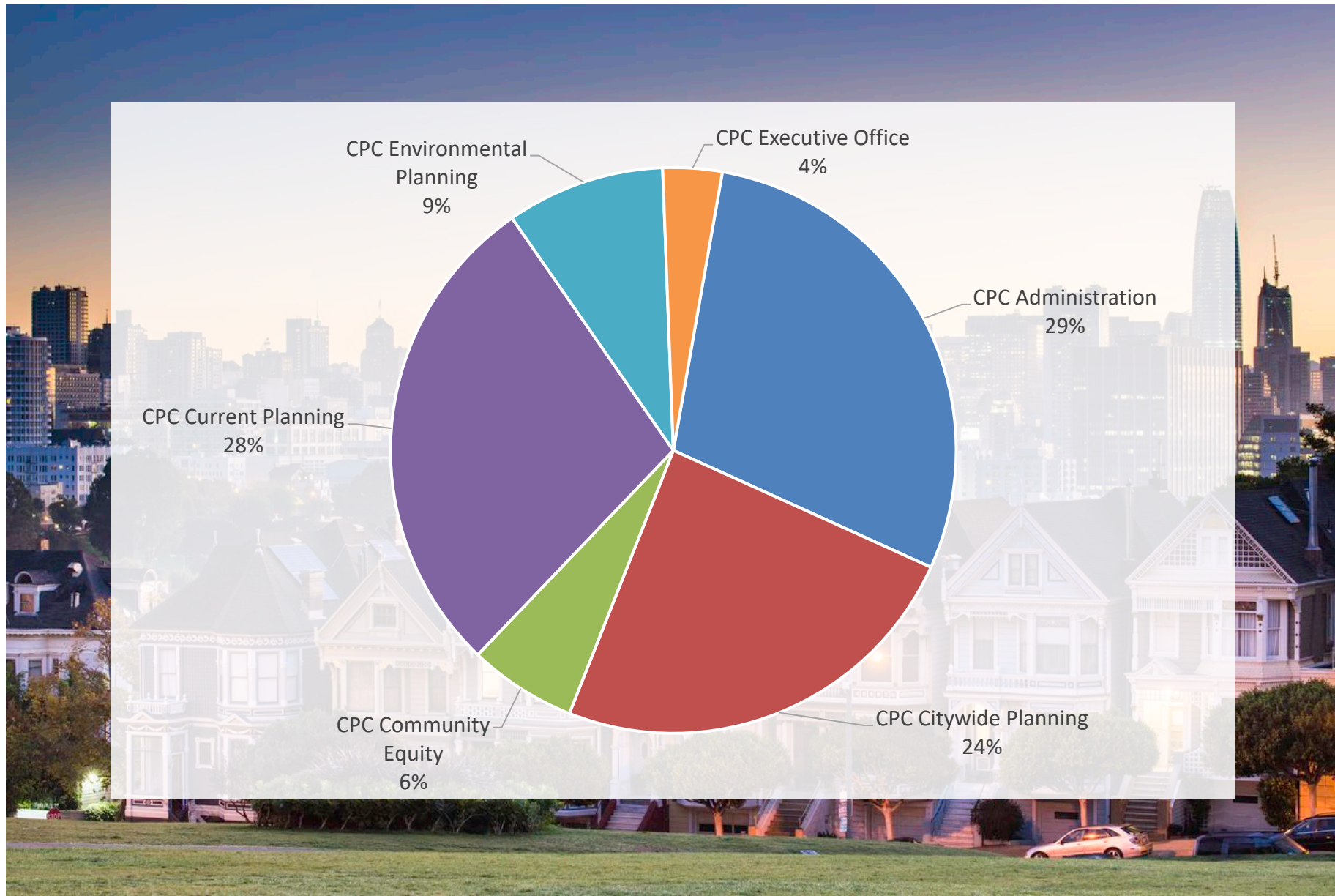


CPC MISSION STATEMENT



San Francisco Planning shapes how land is used to meet community needs and guide our city's future, creating inclusive, sustainable, and prosperous neighborhoods. We envision an equitable San Francisco where everyone thrives—a welcoming city that honors diverse cultures, provides secure housing, strengthens environmental resilience, and drives economic stability for current and future generations.

BUDGET ALLOCATION BY WORK AREA



PERFORMANCE MEASURES



Organizational Chart

SAN FRANCISCO PLANNING DEPARTMENT / FISCAL YEAR 2025-2026



COMMISSIONS

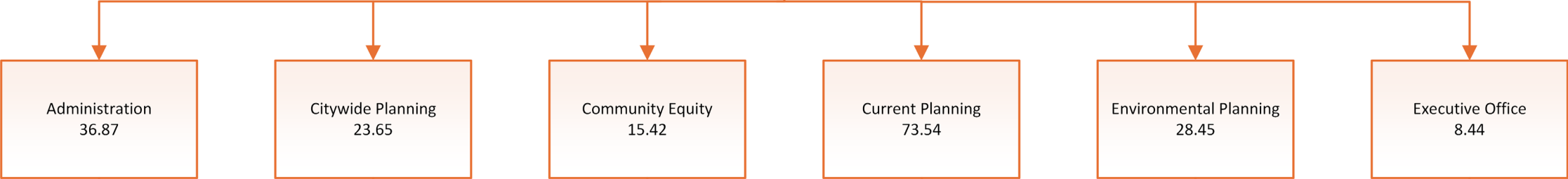


DEPT. DIVISIONS



Administration	Citywide Planning	Community Equity	Current Planning	Environmental Planning
Administrative & Financial Services	General Plan	Community Engagement & Development	Code Enforcement	Environmental Review
Data Analysis Group	Land Use & Community Plans	Equity Plan	Development Review	Mitigation Monitoring
Human Resources	Plan Implementation & Monitoring	Policies and Strategies	Historic Preservation	
Information Technology	Resilience & Sustainability	Tenderloin Team	Short Term Rentals	
Operations	Transportation		Zoning Administrator	
Training	Urban Design			

Planning Commission



- 0931 Manager III – 0.9
- 0953 Deputy Director III – 0.24 (0.24E)
- 1042 IS Engineer-Journey – 1
- 1043 IS Engineer-Senior – 2
- 1051 IS Business Analyst-Asst – 1
- 1053 IS Business Analyst-Snr – 9 (2V)
- 1054 IS Business Analyst-Prin – 3
- 1094 IT Ops Supp Admin IV – 1.24
- 1224 Principal P&P Clerk – 1
- 1244 Senior HR Analyst – 1
- 1246 Principal HR Analyst – 1
- 1406 Senior Clerk – 2
- 1654 Accountant III – 2 (1V)
- 1657 Accountant IV – 1 (1T)
- 1823 Senior Admin Analyst – 2.25
- 1824 Principal Admin Analyst – 1
- 1825 Prin Admin Analyst II – 0.24
- 1827 Admin Services Manager – 1
- 5279 Planning Technician III – 1
- 5291 Planner III – 2
- 5293 Planner IV – 2
- 9976 Technology Expert I – 1 (1E)

- 0931 Manager III – 0.1
- 0953 Deputy Director III – 1 (1E)
- 1823 Senior Admin Analyst – 0.75
- 5278 Planner II – 5 (1V)
- 5283 Planner V – 1
- 5291 Planner III – 9.8 (1V) (1T)
- 5293 Planner IV – 5
- 9252 Comm Specialist – 1

- 0923 Manager II – 1 (1V)
- 0953 Deputy Director III – 1 (1E)
- 5278 Planner II – 1
- 5291 Planner III – 1
- 9774 Snr Comm Dev Spclst I – 5 (1V) (1E)
- 9775 Snr Comm Dev Spclst II – 1 (1E)
- Temporary Salaries – 5.42 (4T)

- 0923 Manager II – 1
- 0931 Manager III – 1
- 0953 Deputy Director III – 1 (1E)
- 1450 Executive Secretary I – 1
- 1842 Management Assistant – 1
- 5273 Planning Technician II – 5
- 5277 Planner I – 5 (1T)
- 5278 Planner II – 11.24 (3V)
- 5283 Planner V – 2
- 5291 Planner III – 33.68 (3V) (1T)
- 5293 Planner IV – 11 (1V) (1T)
- Temporary Salaries – 0.62

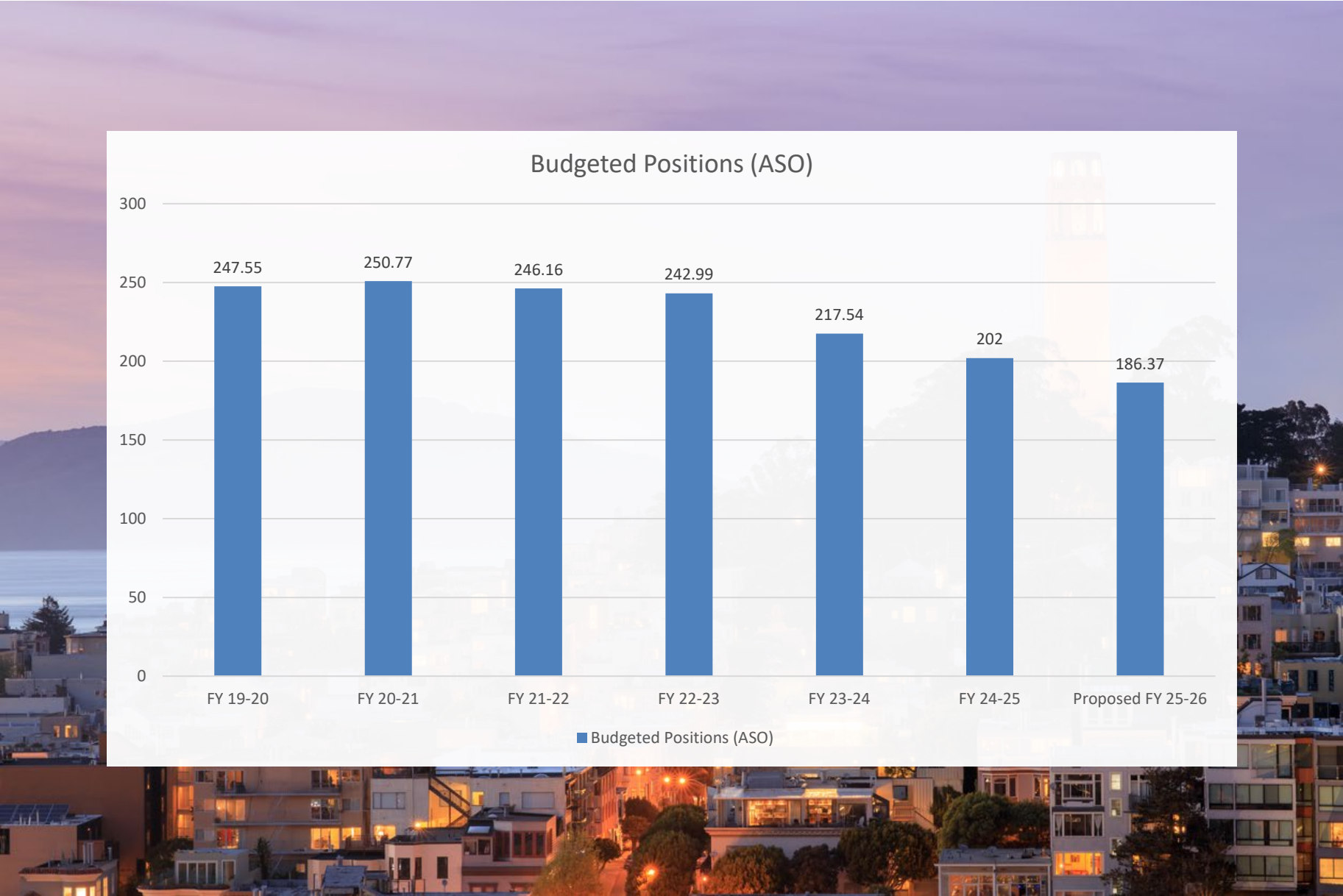
- 0923 Manager II – 1 (1V)
- 0941 Manager VI – 1
- 5273 Planning Technician II – 3
- 5278 Planner II – 3 (1T)
- 5291 Planner III – 1
- 5293 Planner IV – 1
- 5298 Planner III-Env Review – 13 (1V)
- 5299 Planner IV-Env Review – 5 (1V)
- Temporary Salaries – 0.45

- 0112 Board/Comm Member – 0.1
- 0116 Board/Comm Member – 0.1
- 0931 Manager III – 1 (1E)
- 0953 Deputy Director III – 1 (1E)
- 0964 Department Head IV – 1 (1E)
- 1450 Executive Secretary I – 1
- 1454 Executive Secretary III – 1 (1E)
- 5273 Planning Technician II – 1
- 5291 Planner III – 2
- 5293 Planner IV – 0.24

KEY

VACANT
TEMPORARY
EXEMPT

POSITION HISTORY




ACTUAL REVENUES



DEPARTMENT REDUCTIONS

Round	Positions Deleted	FY26 Savings
February Department Submission	7 (vacant)	\$ 1,432,652
Post Department Submission:		
	9 (1 vacant, 8 filled)	\$ 1,557,017
Professional Services		\$ 235,000
Total	16	\$ 3,224,669

REVENUE BUDGET FY25-27



Revenues (All Funds)	FY24-25 Adopted Budget	FY25-26 Proposed Budget	FY26-27 Proposed Budget
Charges for Services	\$36,026,347	\$35,212,569	\$35,261,037
Grants & Special Revenues	\$7,669,667	\$12,723,000	\$2,941,000
Expenditure Recovery	\$3,814,109	\$3,875,764	\$3,690,836
General Fund Support	\$7,550,162	\$6,397,778	\$7,623,572
Total Revenues	\$55,060,285	\$58,209,111	\$49,516,445

EXPENDITURE BUDGET FY25-27

Expenditures	FY24-25 Adopted Budget	FY25-26 Proposed Budget	FY26-27 Proposed Budget
Salaries & Fringe	\$35,696,923	\$35,798,692	\$36,000,023
Overhead	\$131,442	\$372,008	\$372,008
Non-Personnel Services	\$2,081,597	\$1,845,630	\$1,815,630
Materials & Supplies	\$303,743	\$296,166	\$288,987
Projects	\$9,001,291	\$12,245,998	\$3,218,097
Services of Other Departments	\$7,845,289	\$7,650,617	\$7,821,700
Total Expenditures	\$55,060,285	\$58,209,111	\$49,516,445

THANK YOU

QUESTIONS?



San Francisco
Planning

Rich Hillis
Director
San Francisco Planning

rich.hillis@sfgov.org
www.sfplanning.org

