



SAN FRANCISCO HUMAN SERVICES AGENCY
**Department of Disability
and Aging Services**

Assisted Living in San Francisco

Presentation to the Board of Supervisors
Budget and Finance Committee

Kelly Dearman, Executive Director

February 21, 2024





SAN FRANCISCO HUMAN SERVICES AGENCY

**Department of Disability
and Aging Services**

Citywide Assisted Living Capacity Update

Current Capacity

Residential Care Facilities for the Elderly (RCFE)*		
Size (# Beds)	Facilities	Beds
1-6	14	82
7-15	15	193
16-49	8	279
50-99	4	263
100+	11	1,870
Total	52	2,687

Adult Residential Facilities (ARF)		
Size (# Beds)	Facilities	Beds
1-6	24	139
7-15	6	65
16-49	5	158
50-99	1	55
100+	0	0
Total	36	417

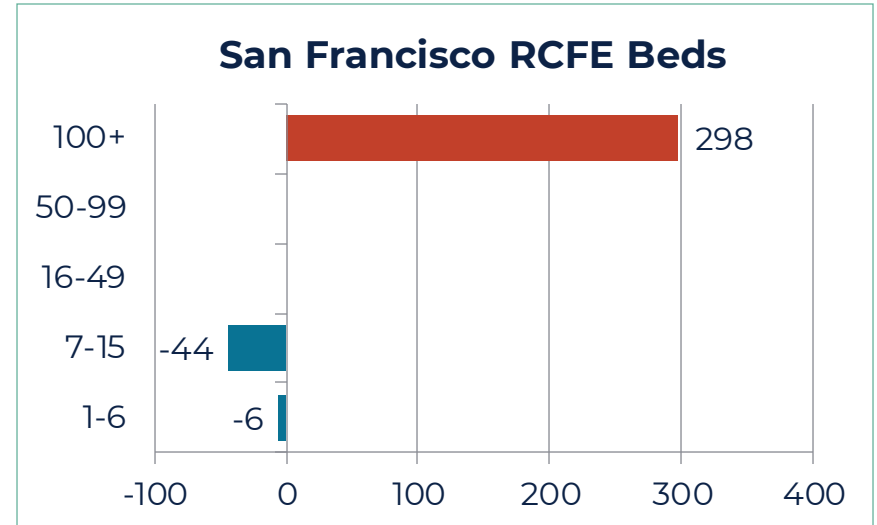
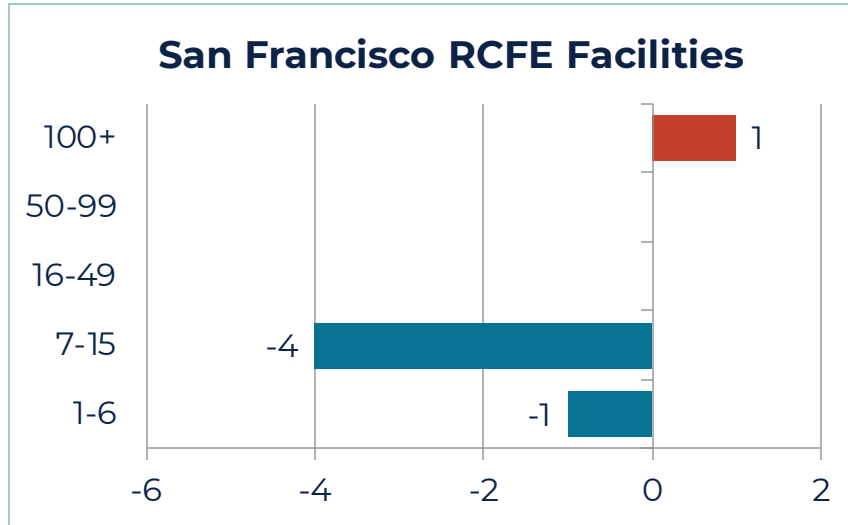
*Does not include Continuing Care Retirement Communities

Source: CA Department of Social Services, February 2024



Residential Care Facilities for the Elderly

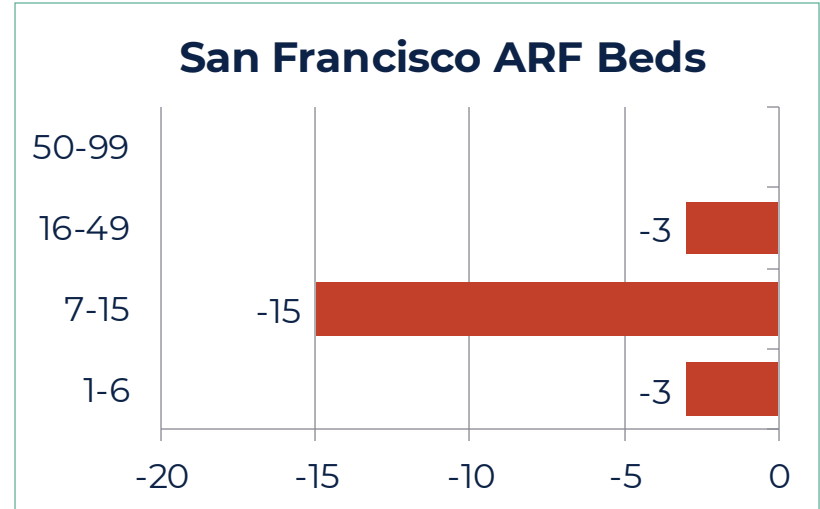
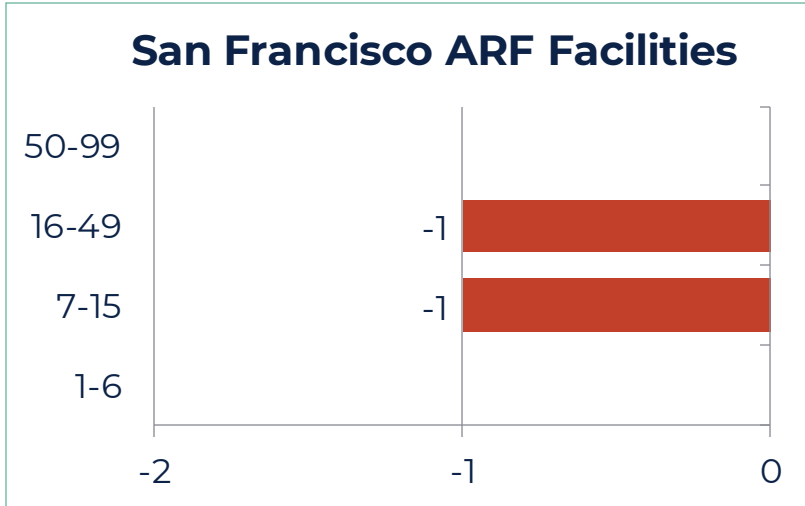
Change Between 2021 and 2024



Source: CA Department of Social Services, February 2024

Adult Residential Facilities

Change Between 2021 and 2024



Source: CA Department of Social Services, February 2024



SAN FRANCISCO HUMAN SERVICES AGENCY

**Department of Disability
and Aging Services**

Department of Disability and Aging Services

DAS Programs

- **Community Living Fund:** Approximately **24 clients annually** receive ALF subsidies as part of our intensive case management program focused on supporting community living rather than institutional care (skilled nursing)
- **Home Safe:** Adult Protective Services provides ALF subsidies to approximately **23 clients annually** as part of a state-funded pilot program to prevent and address homelessness among victims of abuse, neglect, or self-neglect.
- **Support for non-profit assisted living facilities:** Support viability of two non-profit RCFEs that provide **46 beds** for low-income older adults





SAN FRANCISCO HUMAN SERVICES AGENCY
**Department of Disability
and Aging Services**

www.sfhsa.org

