

Department of Public Health



**Cost-Effective
Strategies for
Housing Homeless
Clients**

POLICIES

1998 - Resolution of the Health Commission: Expanding Services for Housing for the Homeless, for Prevention of Illness, and [...] Within the Department, February 17, 1998

- [...] WHEREAS, the Department has determined that homelessness can be a significant contributor to poor health status, and that sufficient health care and supportive housing services are not available to the current homeless populations in San Francisco; and,
- WHEREAS, the Department has submitted a request to increase health and supportive housing services to the homeless for FY 1998-99; and, [...]"

2004 – Ten Year Plan to End Chronic Homelessness

- HSA and DPH to master-lease 1500 units in private SROs; and,
- 1500 units to be developed, owned and operated by non-profit housing providers

Housing and Urban Health Housing Portfolio

Permanent Housing

- Permanent Supportive Housing: Direct Access to Housing (1707 units at 36 sites)
- LHH Scattered Site Rental Subsidy Program (150 units)
- Rental Subsidy Program for PLWH/A (~690 units)

Stabilization

- Medical Respite and Sobering Center (60 beds)
- Emergency Stabilization (361 units)

Summary of DAH Sites

Current DAH Sites

Pacific Bay Inn (1999)	75
Windsor Hotel (1999)	92
LeNain Hotel (2000)	86
Broderick St. RCF (2001)	33
Star Hotel (2003)	54
Camelot Hotel (2003)	53
Civic Center Res. (2004)	60
Empress Hotel (2004)	89
West Hotel (2004)	40
Folsom/Dore (2005)	40
Plaza Hotel (2006)	106
Mission Creek (2006)	51
Arlington Residence (2006)	24
Bayanihan House (2006)	10
Eddy Street Apartments	15
Hotel Isabel (2006)	4
Knox Apartments (2006)	15
Willam Penn (2006)	10
Dalt, Ritz, Ambassador (2007)	21

Parkview Terrace (2008)	20
Mosaica Apartments (2008)	11
990 Polk Street Apartments (2008)	50
149 Mason Street Apartments (2010)	55
Edith Witt Senior Community (2010)	27
Armstrong Place Senior Housing (2011)	23
Coronet Senior Housing (2011)	25
Aarti (2011)	40
Richardson Apartments (2011)	120
Dolores Hotel (2011)	53
Arlington Rehab (2012)	79
Veterans Common	8
Kelly Cullen Community (2012)	172
Mary Helen Rogers Senior Community(2013)	20
Rene Cazenave Apartments (2013)	120

Total Current DAH Units 1707

Pipeline Sites

Three Senior Sites with ~20 units of 100+ earmarked for DAH

Total Pipeline Units ~600

Key Elements

- Low entrance threshold
- Active engagement
- Experienced behavioral health and medical services
- Control of access

Access Points

- Acute and psychiatric hospital
- Long Term Care
- Intensive Case Management
- Primary Care Clinics
- Medical Respite and Sobering Center
- Street Outreach Teams

Comparative Cost

\$1500 =

- 1 Month in Supportive Housing
- 1 ambulance transport
- 2 visits to SFGH ED
- 1 day to SFGH inpatient
- <1 day in ICU

Comparative Cost

\$1500 =

- 1 Month in Supportive Housing
- <1 Week in Medical Respite
- <4 visits at Sobering Center
- 4 days in Mental Health Crisis Residential
- 4 days in Substance Abuse Residential or Medical Detoxification

Plaza Apartments high users of medical system

- 106 studio apartments
- Cost year before housing: \$3,132,856
- Cost year after housing: \$906,228
- Approximately \$2,226,568 million in healthcare reductions in first year
- Total program cost ~\$1 million/yr
- Reduction of costs in first year ~\$1.1 in public funds



Outcomes

- Reduction in emergency medical costs
- Stable housing
 - 8.8% move-out rate in 2013
 - 2.6% overall eviction rate in 2013
- Improved freedom
- Improved quality of life

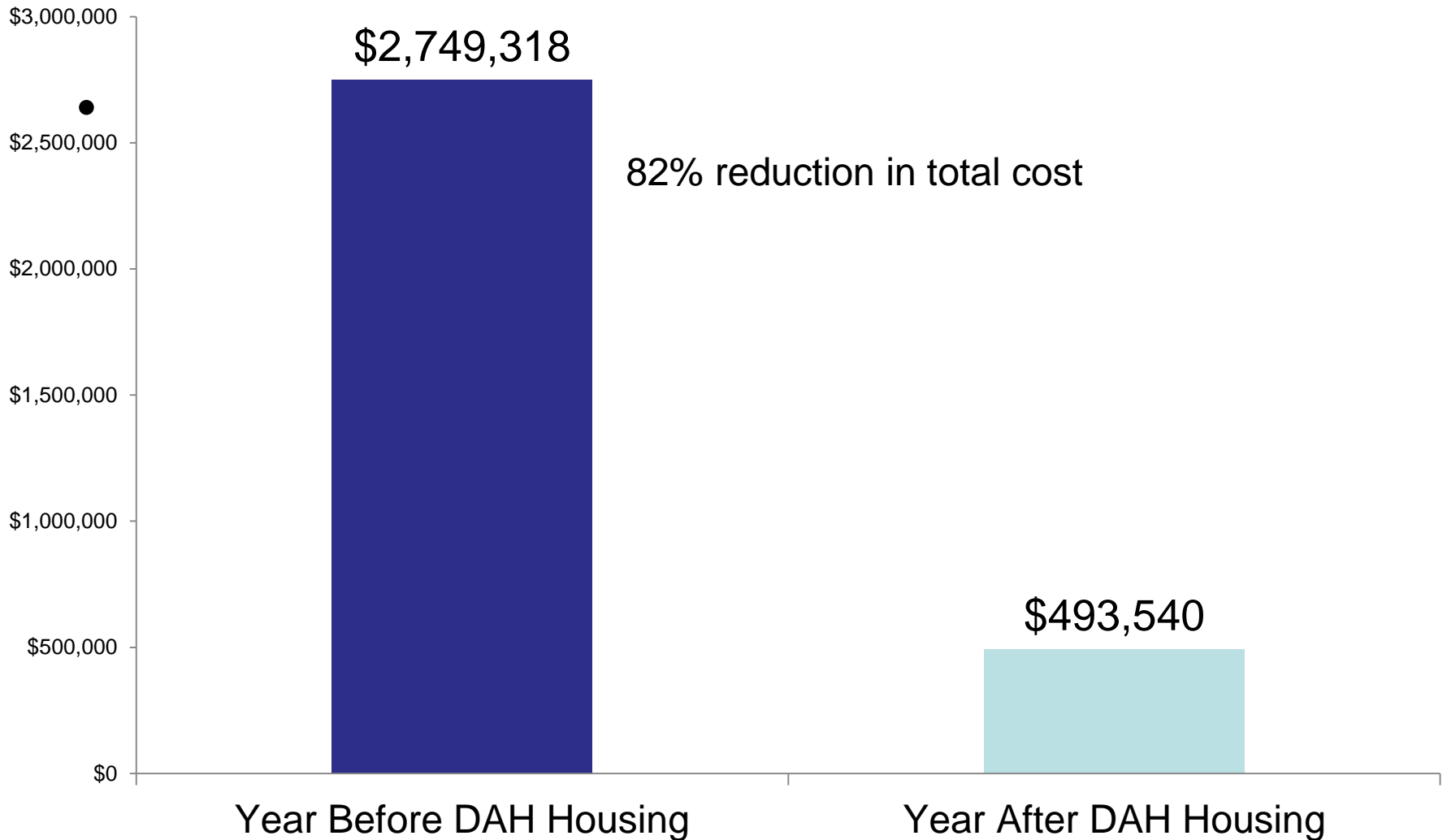


Gough

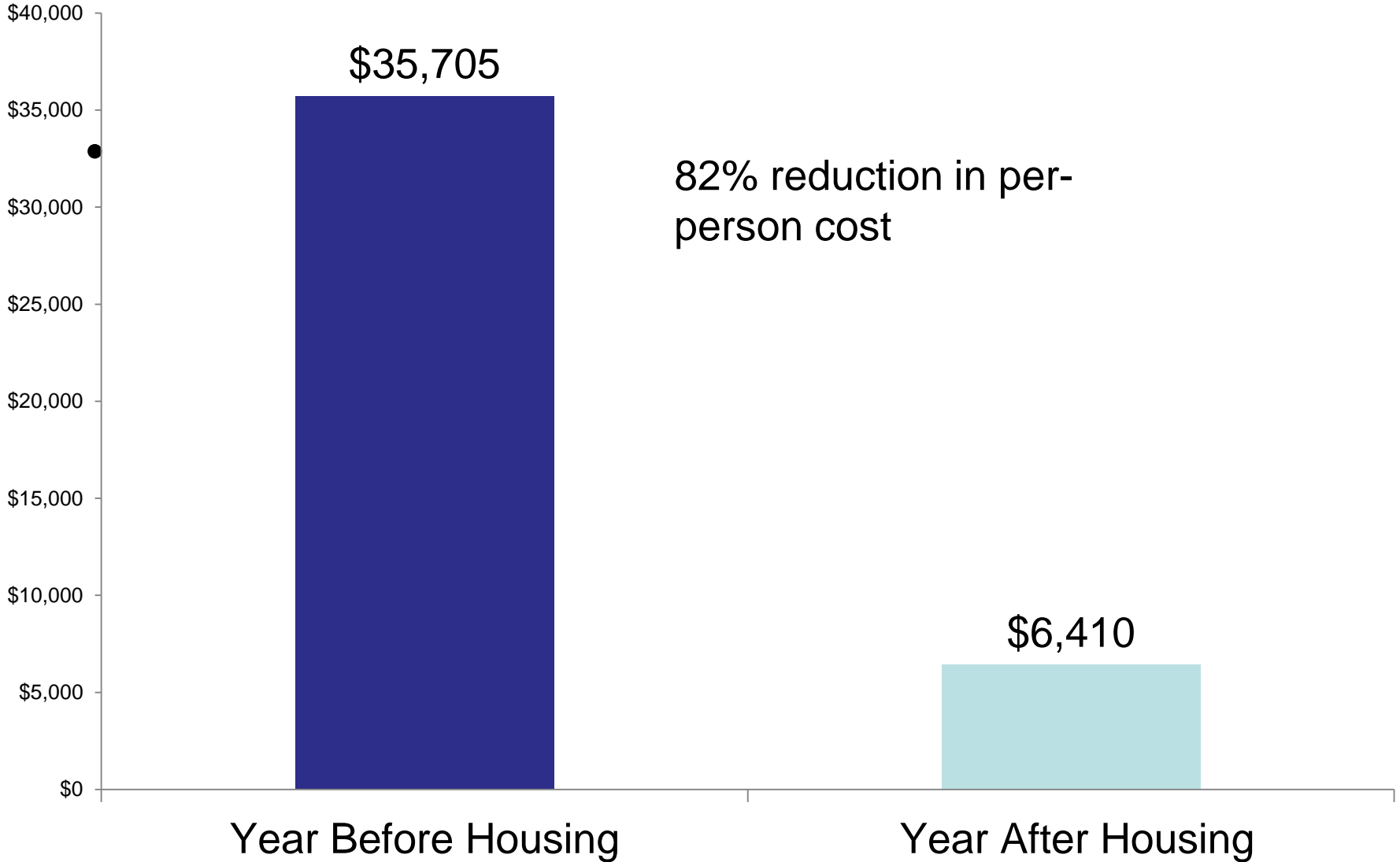
Mission Creek



Total Cost of Healthcare Utilization for Mission Creek Residents

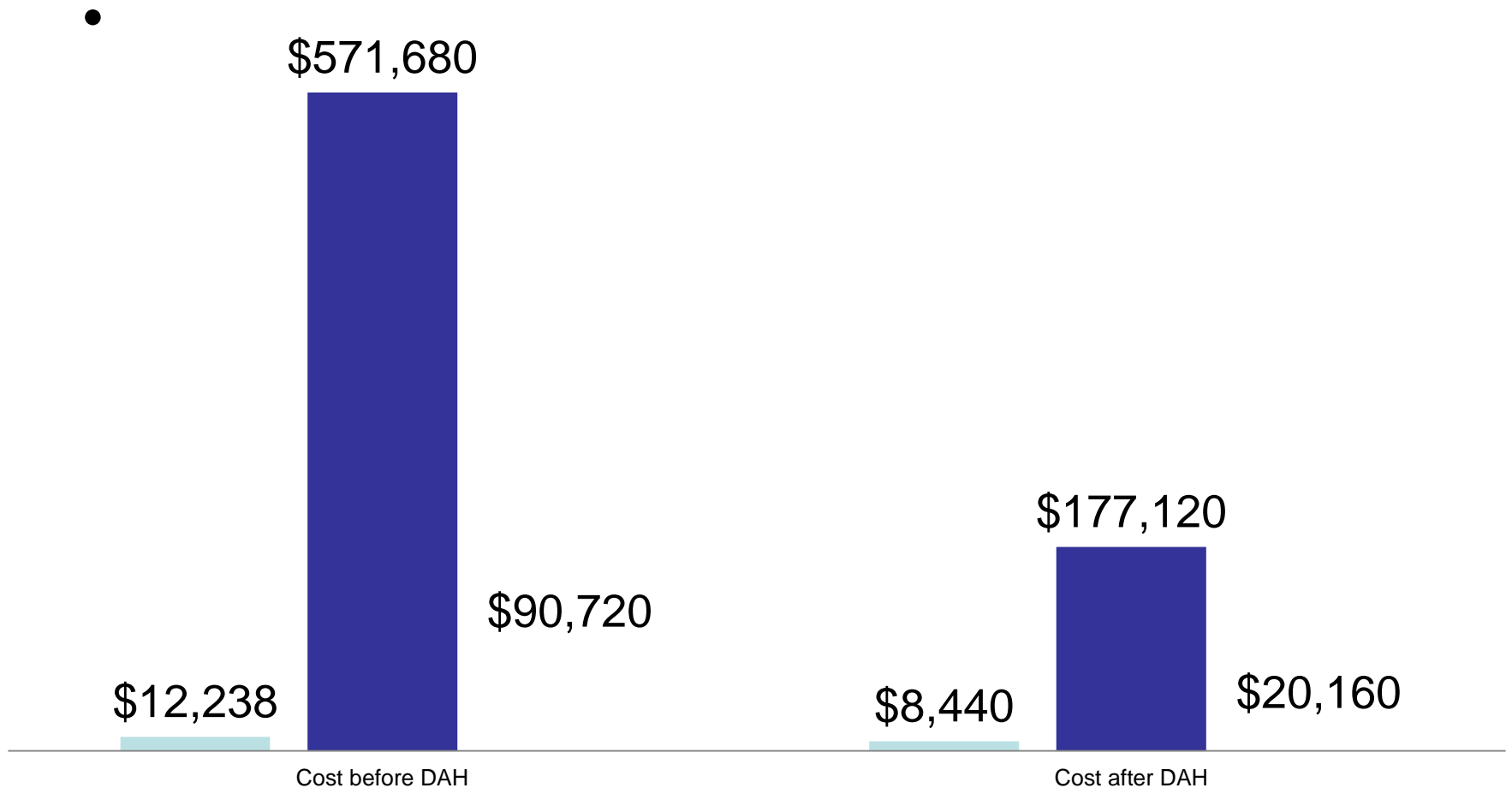


Total Per-Person Cost of Healthcare Utilization for Mission Creek Residents

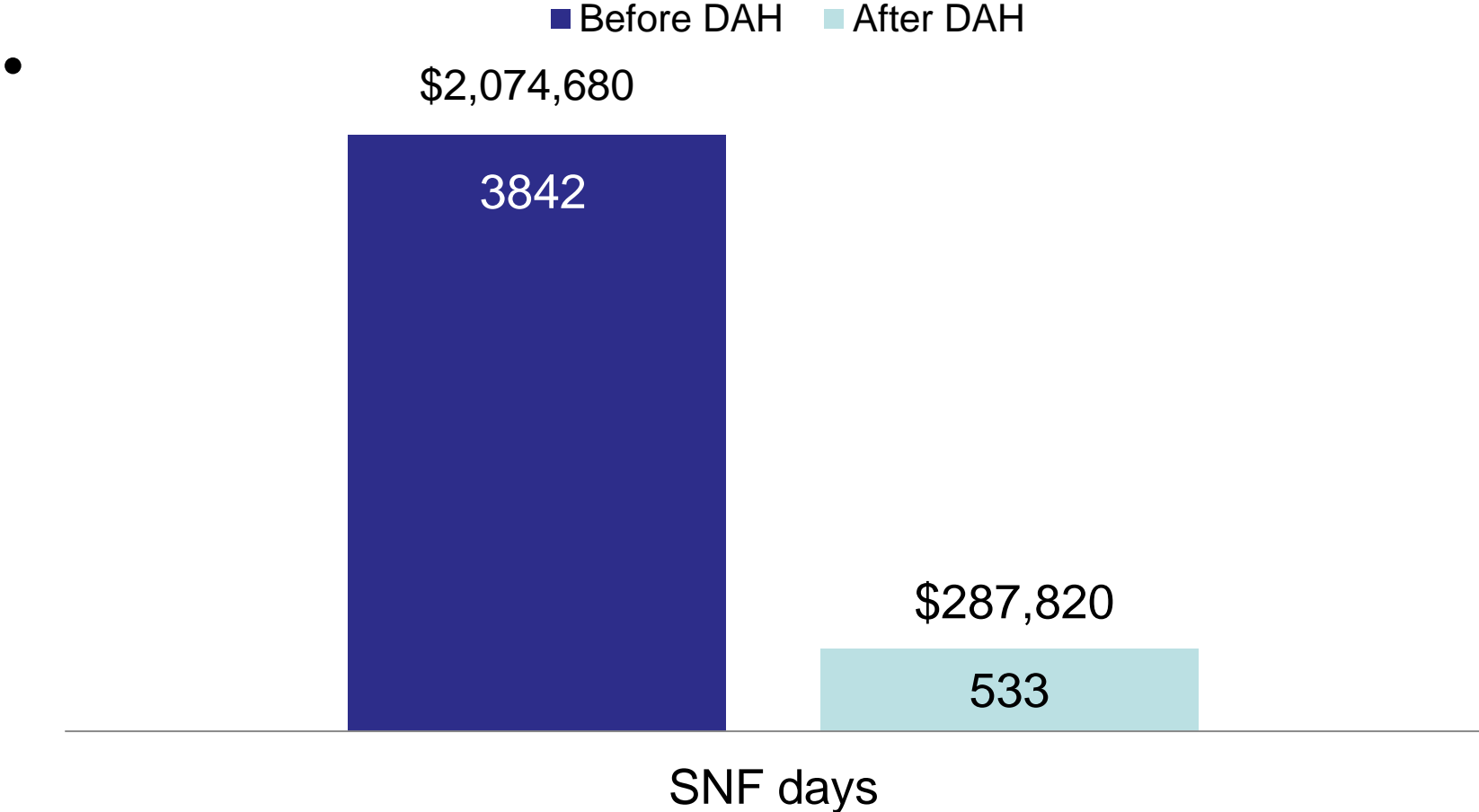


Cost of Health Care Utilization 1 year Before and After DAH Placement

■ ED visits ■ Inpatient days ■ Psych Inpatient days



Utilization and Cost of Skilled Nursing Facilities 1 year Before and After DAH Placement



Mortality DAH vs Regular Care (for PLWHA) 1996 - 2013

