

FILE NO. 151014

Petitions and Communications received from October 9, 2015, through October 19, 2015, for reference by the President to Committee considering related matters, or to be ordered filed by the Clerk on October 27, 2015.

**Personal information that is provided in communications to the Board of Supervisors is subject to disclosure under the California Public Records Act and the San Francisco Sunshine Ordinance. Personal information will not be redacted.**

From Mayor Lee, regarding appointment to the Children, Youth and Families Oversight and Advisory Committee: Copy: Each Supervisor. (1)  
Linda Martley-Jordan - term ending August 31, 2017.

From San Francisco International Airport, submitting FY2014-2015 Revenue and Expenditure Report. Copy: Each Supervisor. (2)

From the Office of the Treasurer & Tax Collector, submitting the following annual reports: Copy: Each Supervisor. (3)

- 2014 Payroll Expense Tax Exclusion – Clean Technology Business
- 2014 Payroll Expense Tax Exclusion – Net New Payroll
- 2014 Payroll Expense Tax Exclusion – Central Market Street & Tenderloin Area
- 2014 Payroll Expense Tax Exclusion – Biotechnology
- 2014 Payroll Expense Tax Exclusion – Stock-Based Compensation

From the Office of the Treasurer & Tax Collector, submitting CCSF Monthly Pooled Investment Report for September 2015. Copy: Each Supervisor. (4)

From the Office of the Sheriff, submitting Inmate Welfare Fund Annual Report for fiscal year ending June 30, 2015. Copy: Each Supervisor. (5)

From San Francisco Chamber of Commerce, regarding New Citywide Transportation Sustainability Fee. File No. 150790. Copy: Each Supervisor. (6)

From Public Utilities Commission, certifying adoption of Resolution No. 15-0208 regarding control of all water, clean water and energy supplies and utilities of the city. File No. 151000. (7)

From Tom Borden, Natural Areas Program bike ban. Copy: Each Supervisor. (8)

From California Public Utilities Commission, regarding notification of filing for various Verizon Wireless locations. 2 letters. Copy: Each Supervisor. (9)

From Barclays Capital Inc., regarding employee separations. Copy: Each Supervisor. (10)

From Mike Smith, regarding Blue Angels noise pollution. Copy: Each Supervisor. (11)

From Don Gonsalves, regarding Golden Gate Bridge suicide prevention barrier. Copy: Each Supervisor. (12)

From Leo Pribble, regarding street parking. Copy: Each Supervisor. (13)

OFFICE OF THE MAYOR  
SAN FRANCISCO



Orig. Rules  
c: COB, Leg Dep  
Dep Cityality, Page  
EDWIN M. LEE  
MAYOR  
Re  
File.

### Notice of Appointment

October 15, 2015

San Francisco Board of Supervisors  
City Hall, Room 244  
1 Carlton B. Goodlett Place  
San Francisco, California 94102

Honorable Board of Supervisors:

Pursuant to Section 3.100(18) of the Charter of the City and County of San Francisco, I hereby make the following appointment:

Linda Martley-Jordan, to Seat 6 of the Children, Youth and Families Oversight and Advisory Committee, for a term ending August 31, 2017

I am confident that Ms. Martley-Jordan, an elector of the City and County, will serve our community well. Attached are her qualifications to serve, which demonstrate how this appointment represents the communities of interest, neighborhoods and diverse populations of the City and County of San Francisco.

Should you have any questions related to this appointment, please contact my Director of Appointments, Nicole Elliott, at (415) 554-7940.

Sincerely,

A handwritten signature in cursive script, appearing to read "Edwin M. Lee".

Edwin M. Lee  
Mayor

RECEIVED  
BOARD OF SUPERVISORS  
SAN FRANCISCO  
2015 OCT 16 AM 10:20  
AR

1

OFFICE OF THE MAYOR  
SAN FRANCISCO



EDWIN M. LEE  
MAYOR

October 15, 2015

Angela Calvillo  
Clerk of the Board, Board of Supervisors  
San Francisco City Hall  
1 Carlton B. Goodlett Place  
San Francisco, CA 94102

Dear Ms. Calvillo,

Pursuant to Section 3.100(18) of the Charter of the City and County of San Francisco, I hereby make the following appointment:

Linda Martley-Jordan, to Seat 6 of the Children, Youth and Families Oversight and Advisory Committee, for a term ending August 31, 2017

I am confident that Ms. Martley-Jordan, an elector of the City and County, will serve our community well. Attached are her qualifications to serve, which demonstrate how this appointment represents the communities of interest, neighborhoods and diverse populations of the City and County of San Francisco.

Should you have any questions related to this appointment, please contact my Director of Appointments, Nicole Elliott, at (415) 554-7940.

Sincerely,

A handwritten signature in black ink, appearing to read "Edwin M. Lee".

Edwin M. Lee  
Mayor

## **Linda Martley-Jordan Biography**

Linda Jordan is the African American Community Resource Specialist at Mission High School in San Francisco. Ms. Jordan is committed to ensuring access to educational programs, resources and structures to the diverse African American communities whose children are educated at Mission and other schools in SFUSD. She creates, collaborates and implements culturally relevant educational and college prep programs at various SFUSD High Schools that serve youth from all over San Francisco who have not had successful experiences in other school settings. To support the mission of ongoing engagement with the community and students she develops partnerships with community-based organizations aimed at engaging students and their families in completing high school successfully with post-secondary options and scholarships. Another passion of Ms. Jordan's is working in collaboration with the college and career team at Mission and the San Francisco Alliance of Black School Educators(SFABSE) in developing a strong college going culture for students. In the fall of 2014 Ms. Jordan was the chairperson of the first Historically Black College and University (HBCU) Fair sponsored by SFUSD and the SFABSE. Over 35 colleges and university admission directors and counselors were on site to meet with students and provide on-site admission to their institutions. In addition, she proudly serves as the faculty support person for the African American Parent Advisory Council of Mission High School. Ms. Jordan is on the San Francisco Chapter of the NAACP Youth Council as Advisor, SFABSE as HBCU Chair, San Francisco African American Shakespeare Company Educational Committee and Black Women Organize for Political Action (BWOPA) Youth Advisory Coordinator. She is a graduate of Laney College in Oakland, California receiving two AA degrees in African American Studies and Social Science. Ms. Jordan has attended UC Berkeley; her major was African American Studies.



RECEIVED  
BOARD OF SUPERVISORS  
SAN FRANCISCO

San Francisco International Airport

BOS-11, COB  
CPagf  
matrix

2015 OCT 19 PM 1:35

*348*

October 20, 2015

Ms. Angela Calvillo  
Clerk of the Board of Supervisors  
1 Dr. Carlton B. Goodlett Place  
City Hall, Room 244  
San Francisco, CA 94102-4689

Subject: Fiscal Year 2014/15 Revenue and Expenditure Report – San Francisco International Airport Capital Improvement Promotion and Event Fund

Dear Ms. Calvillo:

Ordinance No. 267-13, approved by the Board of Supervisors on October 30, 2013, and signed by the Mayor on November 27, 2013, gave San Francisco International Airport (the Airport) the authority to establish the San Francisco International Airport Capital Improvement Promotion and Event Fund, a special fund to receive and expend donations to promote the opening of newly renovated Airport capital improvement projects. Section 1 (d) of the Ordinance states that the Airport Director shall submit to the Board of Supervisors and the Budget Analyst on an annual basis written reports of revenues to and expenditures from the Airport Capital Improvement Promotion and Event Fund during the annual period covered by the report.

During Fiscal Year 2014/15, there were no revenues received to or expenditures from the Airport Capital Improvement Promotion and Event Fund.

Please let me know if you have any questions or comments regarding this information.

Very truly yours,

John L. Martin  
Airport Director

cc: Harvey Rose, Board of Supervisors Budget Analyst

2

AIRPORT COMMISSION CITY AND COUNTY OF SAN FRANCISCO

EDWIN M. LEE  
MAYOR

LARRY MAZZOLA  
PRESIDENT

LINDA S. CRAYTON  
VICE PRESIDENT

ELEANOR JOHNS

RICHARD J. GUGGENHIME

PETER A. STERN

JOHN L. MARTIN  
AIRPORT DIRECTOR

Office of the Treasurer & Tax Collector  
City and County of San Francisco



José Cisneros, Treasurer

October 16, 2015

Angela Calvillo  
Clerk of the Board of Supervisors  
1 Dr. Carlton B. Goodlett Place  
City Hall, Room 244  
San Francisco, CA 94102

RECEIVED  
BOARD OF SUPERVISORS  
SAN FRANCISCO  
OCT 16 PM 3:56  
AK

Re: Annual Report to the Board of Supervisors  
2014 Payroll Expense Tax Exclusion – Clean Technology Business

Dear Ms. Calvillo:

The Tax Collector, pursuant to the provisions of the San Francisco Business and Tax Regulations Code, herewith submits the annual report of businesses that were approved for the Clean Technology Business Exclusion from the Payroll Expense Tax for the 2014 calendar year.

Schedule A of the report summarizes the number of businesses approved for the exclusion, the total number of San Francisco employees at those businesses, the number of eligible employees, the total amount Clean Technology Business Exclusion claimed, and the total Payroll Expense Tax forgone due to the exclusion for the calendar year 2014. Six (6) businesses were approved for the Clean Technology Business Exclusion, and they excluded a total of \$14,057,806 in payroll expense, which represents \$189,780 in forgone Payroll Expense Tax. These businesses reported a total of 145 employees that qualified for the exclusion.

Schedule B of the report summarizes the Clean Technology Business Exclusion for calendar years 2012 through 2014. Compared to the preceding calendar year 2013, results for the calendar year 2014 in San Francisco indicate a decrease of 12 businesses approved for the Clean Technology Business Exclusion, a decrease of 349 eligible employees, and a decrease of \$575,580 in Payroll Expense Tax forgone.

If you have any questions regarding this report, please contact me at (415) 554-7601.

Sincerely,

David Augustine  
Tax Collector

cc: José Cisneros, Treasurer  
San Francisco Public Library

3

Attachment

**TAX COLLECTOR'S ANNUAL REPORT  
CLEAN TECHNOLOGY PAYROLL EXPENSE TAX EXCLUSION  
CALENDAR YEAR 2014**

**Schedule A**

<b>Year</b>	<b>Number of Businesses Approved</b>	<b>Number of Eligible Employees</b>	<b>Clean Technology Exclusion</b>	<b>Payroll Expense Tax Forgone due to Clean Technology Exclusion</b>
2014	6	145	\$ 14,057,806	\$ 189,780

**TAX COLLECTOR'S ANNUAL REPORT  
CLEAN TECHNOLOGY PAYROLL EXPENSE TAX EXCLUSION  
FOR CALENDAR YEARS 2012 THROUGH 2014**

**Schedule B**

<b>Year</b>	<b>Number of Businesses Approved</b>	<b>Number of Eligible Employees</b>	<b>Clean Technology Exclusion</b>	<b>Payroll Expense Tax Forgone due to Clean Technology Exclusion</b>
2012	22	720	\$ 76,680,630	\$ 1,150,209
2013	18	494	\$ 51,024,053	\$ 765,361
2014	6	145	\$ 14,057,806	\$ 189,780
<b>Change from 2013 to 2014</b>	<b>(12)</b>	<b>(349)</b>	<b>\$ (36,966,247)</b>	<b>\$ (575,580)</b>



Office of the Treasurer & Tax Collector  
City and County of San Francisco



José Cisneros, Treasurer

October 16, 2015

Angela Calvillo  
Clerk of the Board of Supervisors  
1 Dr. Carlton B. Goodlett Place  
City Hall, Room 244  
San Francisco, CA 94102

RECEIVED  
BOARD OF SUPERVISORS  
SAN FRANCISCO  
2015 OCT 16 PM 3:56  
AK

Re: Annual Report to the Board of Supervisors  
2014 Payroll Expense Tax Exclusion – Net New Payroll

Dear Ms. Calvillo:

The Tax Collector, pursuant to the provisions of the San Francisco Business and Tax Regulations Code, herewith submits the annual report of businesses that were approved for the Net New Payroll Exclusion from the Payroll Expense Tax for the 2014 calendar year.

Schedule A of the report summarizes for the 2014 calendar year the number of businesses which claimed the exclusion, the total amount of Net New Payroll Exclusion claimed, and the total Payroll Expense Tax forgone due to the exclusion for the calendar year 2014. Four thousand seventy (4,070) businesses were approved for the Net New Payroll Exclusion, and they excluded a total of \$517,665,214 in payroll expense, which represents \$8,473,705 in forgone Payroll Expense Tax.

Schedule B of the report summarizes the Net New Payroll Exclusion for calendar years 2012 through 2014. Compared to the preceding calendar year 2013, results for the calendar year 2014 in San Francisco indicate an increase of 1582 businesses approved for the Net New Payroll Exclusion, and an increase of \$3,215,133 Payroll Expense Tax forgone.

If you have any questions regarding this report, please contact me at (415) 554-7601.

Sincerely,

David Augustine  
Tax Collector

cc: José Cisneros, Treasurer  
San Francisco Public Library

Attachment

**TAX COLLECTOR'S ANNUAL REPORT  
NET NEW PAYROLL PAYROLL EXPENSE TAX EXCLUSION  
CALENDAR YEAR 2014**

**Schedule A**

<b>Year</b>	<b>Number of Businesses Approved</b>	<b>Net New Payroll Exclusion</b>	<b>Total Payroll Expense Tax Forgone Due to Net New Payroll Exclusion</b>
<b>2014</b>	4,070	\$ 517,665,214	\$ 8,473,705

**Schedule B**

<b>Year</b>	<b>Number of Businesses Approved</b>	<b>Net New Payroll Exclusion</b>	<b>Total Payroll Expense Tax Forgone Due to Net New Payroll Exclusion</b>
<b>2012</b>	1,665	\$ 143,830,491	\$ 2,157,457
<b>2013</b>	2,488	\$ 350,571,492	\$ 5,258,572
<b>2014</b>	4,070	\$ 517,665,214	\$ 8,473,705
<b>Change from 2013 to 2014</b>	1582	\$ 167,093,722	\$ 3,215,133

BOS 11, C page

Office of the Treasurer & Tax Collector  
City and County of San Francisco



José Cisneros, Treasurer

October 16, 2015

Angela Calvillo  
Clerk of the Board of Supervisors  
1 Dr. Carlton B. Goodlett Place  
City Hall, Room 244  
San Francisco, CA 94102

RECEIVED  
OFFICE OF THE TREASURER AND  
TAX COLLECTOR  
SAN FRANCISCO  
2015 OCT 16 PM 3:56  
AK

Re: Annual Report to the Board of Supervisors  
2014 Payroll Expense Tax Exclusion – Central Market Street & Tenderloin Area

Dear Ms. Calvillo:

The Tax Collector, pursuant to the provisions of the San Francisco Business and Tax Regulations Code, herewith submits the annual report of businesses that were approved for the Central Market Street & Tenderloin Area Exclusion from the Payroll Expense Tax for the 2014 calendar year.

Schedule A of the report summarizes the number of businesses approved for the exclusion, the total number of San Francisco employees, the number of eligible employees at those businesses, the total amount of Central Market Street & Tenderloin Area Exclusion claimed, and the total Payroll Expense Tax forgone due to the exclusion for the calendar year 2014. Six (6) businesses were approved for the Central Market Street & Tenderloin Area Exclusion, and they excluded a total of \$2,494,265,518 in payroll expense, which represents \$33,672,584 in forgone Payroll Expense Tax.

Schedule B of the report summarizes the Central Market Street & Tenderloin Area Exclusion for calendar years 2012 through 2014. Compared to the calendar year 2013, results for the calendar year 2014 in San Francisco indicate a decrease of 5 businesses approved for the Central Market Street & Tenderloin Area Exclusion, an increase of 760 eligible employees, and an increase of \$29,428,587 in Payroll Expense Tax forgone.

If you have any questions regarding this report, please contact me at (415) 554-7601.

Sincerely,

David Augustine  
Tax Collector

cc: José Cisneros, Treasurer  
San Francisco Public Library

Attachment

**TAX COLLECTOR'S ANNUAL REPORT  
CENTRAL MARKET & TENDERLOIN AREA (CMTE) PAYROLL EXPENSE TAX EXCLUSION  
CALENDAR YEAR 2014**

**Schedule A**

<b>Year</b>	<b>Number of Businesses Approved</b>	<b>Number of Eligible Employees</b>	<b>CMTE</b>	<b>Payroll Expense Tax Forgone due to CMTE</b>
2014	6	3,482	\$2,494,265,518	\$33,672,584

**TAX COLLECTOR'S ANNUAL REPORT  
CENTRAL MARKET & TENDERLOIN AREA PAYROLL EXPENSE TAX EXCLUSION  
FOR CALENDAR YEARS 2012 THROUGH 2014**

**Schedule B**

<b>Year</b>	<b>Number of Businesses Approved</b>	<b>Number of Eligible Employees</b>	<b>CMTE</b>	<b>Payroll Expense Tax Forgone due to CMTE</b>
2012	14	1,810	\$126,888,133	\$1,903,322
2013	11	2,722	\$282,933,151	\$4,243,997
2014	6	3,482	\$2,494,265,518	\$33,672,584
<b>Change from 2013 to 2014</b>	<b>(5)</b>	<b>760</b>	<b>\$2,211,332,366</b>	<b>\$29,428,587</b>

Office of the Treasurer & Tax Collector  
City and County of San Francisco



José Cisneros, Treasurer

October 16, 2015

Angela Calvillo  
Clerk of the Board of Supervisors  
1 Dr. Carlton B. Goodlett Place  
City Hall, Room 244  
San Francisco, CA 94102

RECEIVED  
BOARD OF SUPERVISORS  
SAN FRANCISCO  
2015 OCT 16 PM 3:56  
AK

Re: Annual Report to the Board of Supervisors  
2014 Payroll Expense Tax Exclusion – Biotechnology

Dear Ms. Calvillo:

The Tax Collector, pursuant to the provisions of the San Francisco Business and Tax Regulations Code, herewith submits the annual report of businesses that were approved for the Biotechnology Exclusion from the Payroll Expense Tax for the 2014 calendar year.

Schedule A of the report summarizes for the 2014 calendar year the number of businesses approved for the exclusion, the total number of San Francisco employees at those businesses, the number of eligible employees, the total amount of Biotechnology Exclusion claimed, and the total Payroll Expense Tax forgone due to the exclusion for the calendar year 2014. Nine (9) businesses were approved for the Biotechnology Exclusion, and they excluded a total of \$155,653,528 in payroll expense, which represents \$2,101,323 in forgone Payroll Expense Tax. These businesses reported a total of 695 employees that qualified for the exclusion.

Schedule B of the report summarizes the Biotechnology Exclusion for calendar years 2012 through 2014. Compared to the preceding calendar year 2013, results for the calendar year 2014 in San Francisco indicate a decrease of 11 businesses approved for the Biotechnology Exclusion, a decrease of 7 eligible employees in the biotechnology business sector, and an increase of \$505,635 in Payroll Expense Tax forgone.

If you have any questions regarding this report, please contact me at (415) 554-7601.

Sincerely,

David Augustine  
Tax Collector

cc: José Cisneros, Treasurer  
San Francisco Public Library

Attachment

**TAX COLLECTOR'S ANNUAL REPORT  
BIOTECHNOLOGY PAYROLL EXPENSE TAX EXCLUSION  
CALENDAR YEAR 2014**

**Schedule A**

<b>Year</b>	<b>Number of Businesses Approved</b>	<b>Number of Eligible Employees</b>	<b>Biotechnology Exclusion</b>	<b>Payroll Expense Tax Forgone due to Biotechnology Exclusion</b>
2014	9	695	\$155,653,528	\$2,101,323

**TAX COLLECTOR'S ANNUAL REPORT  
BIOTECHNOLOGY PAYROLL EXPENSE TAX EXCLUSION  
FOR CALENDAR YEARS 2012 THROUGH 2014**

**Schedule B**

<b>Year</b>	<b>Number of Businesses Approved</b>	<b>Number of Eligible Employees</b>	<b>Biotechnology Exclusion</b>	<b>Payroll Expense Tax Forgone due to Biotechnology Exclusion</b>
2012	26	855	\$108,424,931	\$1,626,374
2013	20	702	\$106,379,195	\$1,595,688
2014	9	695	\$155,653,528	\$2,101,323
<b>Change from 2013 to 2014</b>	(11)	(7)	<b>\$ 49,274,333</b>	<b>\$ 505,635</b>

Office of the Treasurer & Tax Collector  
City and County of San Francisco



BOS-11 Cpage

José Cisneros, Treasurer

October 16, 2015

Angela Calvillo  
Clerk of the Board of Supervisors  
1 Dr. Carlton B. Goodlett Place  
City Hall, Room 244  
San Francisco, CA 94102

RECEIVED  
OFFICE OF THE SUPERVISOR  
SAN FRANCISCO  
OCT 16 PM 3:56  
AK

Re: Annual Report to the Board of Supervisors  
2014 Payroll Expense Tax Exclusion – Stock-Based Compensation

Dear Ms. Calvillo:

The Tax Collector, pursuant to the provisions of the San Francisco Business and Tax Regulations Code, herewith submits the annual report of businesses that were approved for the Stock-Based Compensation Exclusion from the Payroll Expense Tax for the 2014 calendar year.

Schedule A of the report summarizes the number of businesses approved for the exclusion, the total amount of Stock-Based Compensation Exclusion claimed, and the total Payroll Expense Tax forgone due to the exclusion for the calendar year 2014. Zero (0) businesses were approved for the Stock-Based Compensation Exclusion, and excluded a total of \$0 in payroll expense; therefore, no Payroll Expense Tax was forgone.

Schedule B of the report summarizes the Stock-Based Compensation Exclusion for calendar years 2012 through 2014. Compared to the preceding calendar year 2013, results for the calendar year 2014 in San Francisco indicate a decrease of 1 business approved for the Stock-Based Compensation Exclusion, a decrease of 1336 eligible employees and a decrease of \$568,838 in Payroll Expense Tax forgone.

If you have any questions regarding this report, please contact me at (415) 554-7601.

Sincerely,

David Augustine  
Tax Collector

cc: José Cisneros, Treasurer  
San Francisco Public Library

Attachment

**TAX COLLECTOR'S ANNUAL REPORT  
 STOCK BASED COMPENSATION PAYROLL EXPENSE TAX EXCLUSION  
 CALENDAR YEAR 2014**

Schedule A

Year	Number of Businesses Approved	Number of Eligible Employees	Stock Based Comp Exclusion	Payroll Expense Tax Forgone due to Stock Based Compensation
2014	0	0	\$0	\$0

**TAX COLLECTOR'S ANNUAL REPORT  
 STOCK BASED COMPENSATION PAYROLL EXPENSE TAX EXCLUSION  
 FOR CALENDAR YEARS 2012 THROUGH 2014**

Schedule B

Year	Number of Businesses Approved	Number of Eligible Employees	Stock Based Comp Exclusion	Payroll Expense Tax Forgone due to Stock Based Compensation
2012	2	2,134	\$ 223,527,383	\$ 3,352,911
2013	1	1,336	\$ 37,922,531	\$ 568,838
2014	0	0	\$0	\$0
Change from 2013 to 2014	(1)	(1336)	\$ (37,922,531)	\$ (568,838)



---

**From:** Board of Supervisors, (BOS)  
**To:** BOS-Supervisors  
**Subject:** FW: CCSF Monthly Pooled Investment Report for September 2015  
**Attachments:** CCSF Monthly Pooled Investment Report for September 2015.pdf

**From:** Situ, Bing (TTX)  
**Sent:** Friday, October 16, 2015 3:22 PM  
**Subject:** CCSF Monthly Pooled Investment Report for September 2015

Hello All -

Please find the CCSF Pooled Investment Report for the month of September attached for your use.

Thank you,

Bing Situ  
City and County of San Francisco  
1 Dr. Carlton B. Goodlett Place, Room 140  
San Francisco, CA 94102  
415-554-4481

CONFIDENTIALITY: This e-mail (including any attachments) may contain confidential, proprietary and privileged information, and unauthorized disclosure or use is prohibited. If you receive this e-mail in error, please notify the sender and delete this email from your system.

**Office of the Treasurer & Tax Collector**  
**City and County of San Francisco**



José Cisneros, Treasurer

Pauline Marx, Chief Assistant Treasurer  
 Michelle Durgy, Chief Investment Officer

Investment Report for the month of September 2015

October 15, 2015

**The Honorable Edwin M. Lee**  
**Mayor of San Francisco**  
 City Hall, Room 200  
 1 Dr. Carlton B. Goodlett Place  
 San Francisco, CA 94102-4638

**The Honorable Board of Supervisors**  
**City and County of San Francisco**  
 City Hall, Room 244  
 1 Dr. Carlton B. Goodlett Place  
 San Francisco, CA 94102-4638

Ladies and Gentlemen,

In accordance with the provisions of California State Government Code, Section 53646, we forward this report detailing the City's pooled fund portfolio as of September 30, 2015. These investments provide sufficient liquidity to meet expenditure requirements for the next six months and are in compliance with our statement of investment policy and California Code.

This correspondence and its attachments show the investment activity for the month of September 2015 for the portfolios under the Treasurer's management. All pricing and valuation data is obtained from Interactive Data Corporation.

**CCSF Pooled Fund Investment Earnings Statistics \***

<i>(in \$ million)</i>	<u>Current Month</u>		<u>Prior Month</u>	
	<u>Fiscal YTD</u>	<u>September 2015</u>	<u>Fiscal YTD</u>	<u>August 2015</u>
Average Daily Balance	\$ 6,417	\$ 6,482	\$ 6,386	\$ 6,334
Net Earnings	10.51	3.36	7.15	3.56
Earned Income Yield	0.65%	0.63%	0.66%	0.66%

**CCSF Pooled Fund Statistics \***

<i>(in \$ million)</i>	<i>% of</i>	<i>Book</i>	<i>Market</i>	<i>Wtd. Avg.</i>	<i>Wtd. Avg.</i>	<i>WAM</i>
<u>Investment Type</u>	<u>Portfolio</u>	<u>Value</u>	<u>Value</u>	<u>Coupon</u>	<u>YTM</u>	
U.S. Treasuries	7.49%	\$ 472.2	\$ 477.1	1.09%	1.20%	318
Federal Agencies	58.77%	3,744.0	3,741.6	0.84%	0.62%	546
State & Local Government						
Agency Obligations	3.30%	211.9	210.0	1.64%	0.88%	469
Public Time Deposits	0.02%	1.2	1.2	0.61%	0.61%	237
Negotiable CDs	12.17%	775.0	774.9	0.45%	0.45%	342
Commercial Paper	6.52%	414.9	414.9	0.00%	0.18%	29
Medium Term Notes	9.99%	638.5	636.3	0.81%	0.44%	306
Money Market Funds	1.73%	110.1	110.1	0.04%	0.04%	1
<b>Totals</b>	<b>100.0%</b>	<b>\$ 6,367.8</b>	<b>\$ 6,366.2</b>	<b>0.77%</b>	<b>0.60%</b>	<b>434</b>

In the remainder of this report, we provide additional information and analytics at the security-level and portfolio-level, as recommended by the California Debt and Investment Advisory Commission.

Very truly yours,

**José Cisneros**  
**Treasurer**

cc: Treasury Oversight Committee: Aimee Brown, Reeta Madhavan, Charles Perl  
 Ben Rosenfield, Controller, Office of the Controller  
 Tonia Lediju, Internal Audit, Office of the Controller  
 Cynthia Fong, Deputy Director for Finance & Administration, San Francisco County Transportation Authority  
 Carol Lu, Budget Analyst  
 San Francisco Public Library

\* Please see last page of this report for non-pooled funds holdings and statistics.

## Portfolio Summary Pooled Fund

As of September 30, 2015

<i>(in \$ million)</i> Security Type	Par Value	Book Value	Market Value	Market/Book Price	Current % Allocation	Max. Policy Allocation	Compliant?
U.S. Treasuries	\$ 475.0	\$ 472.2	\$ 477.1	101.04	7.49%	100%	Yes
Federal Agencies	3,730.2	3,744.0	3,741.6	99.94	58.77%	100%	Yes
State & Local Government							
Agency Obligations	208.0	211.9	210.0	99.12	3.30%	20%	Yes
Public Time Deposits	1.2	1.2	1.2	100.00	0.02%	100%	Yes
Negotiable CDs	775.0	775.0	774.9	99.99	12.17%	30%	Yes
Bankers Acceptances	-	-	-	-	0.00%	40%	Yes
Commercial Paper	415.0	414.9	414.9	100.01	6.52%	25%	Yes
Medium Term Notes	635.5	638.5	636.3	99.64	9.99%	25%	Yes
Repurchase Agreements	-	-	-	-	0.00%	10%	Yes
Reverse Repurchase/ Securities Lending Agreements	-	-	-	-	0.00%	\$75mm	Yes
Money Market Funds	110.1	110.1	110.1	100.00	1.73%	10%	Yes
LAIF	-	-	-	-	0.00%	\$50mm	Yes
Supranationals	-	-	-	-	0.00%	5%	Yes
<b>TOTAL</b>	<b>\$ 6,350.0</b>	<b>\$ 6,367.8</b>	<b>\$ 6,366.2</b>	<b>99.98</b>	<b>100.00%</b>	<b>-</b>	<b>Yes</b>

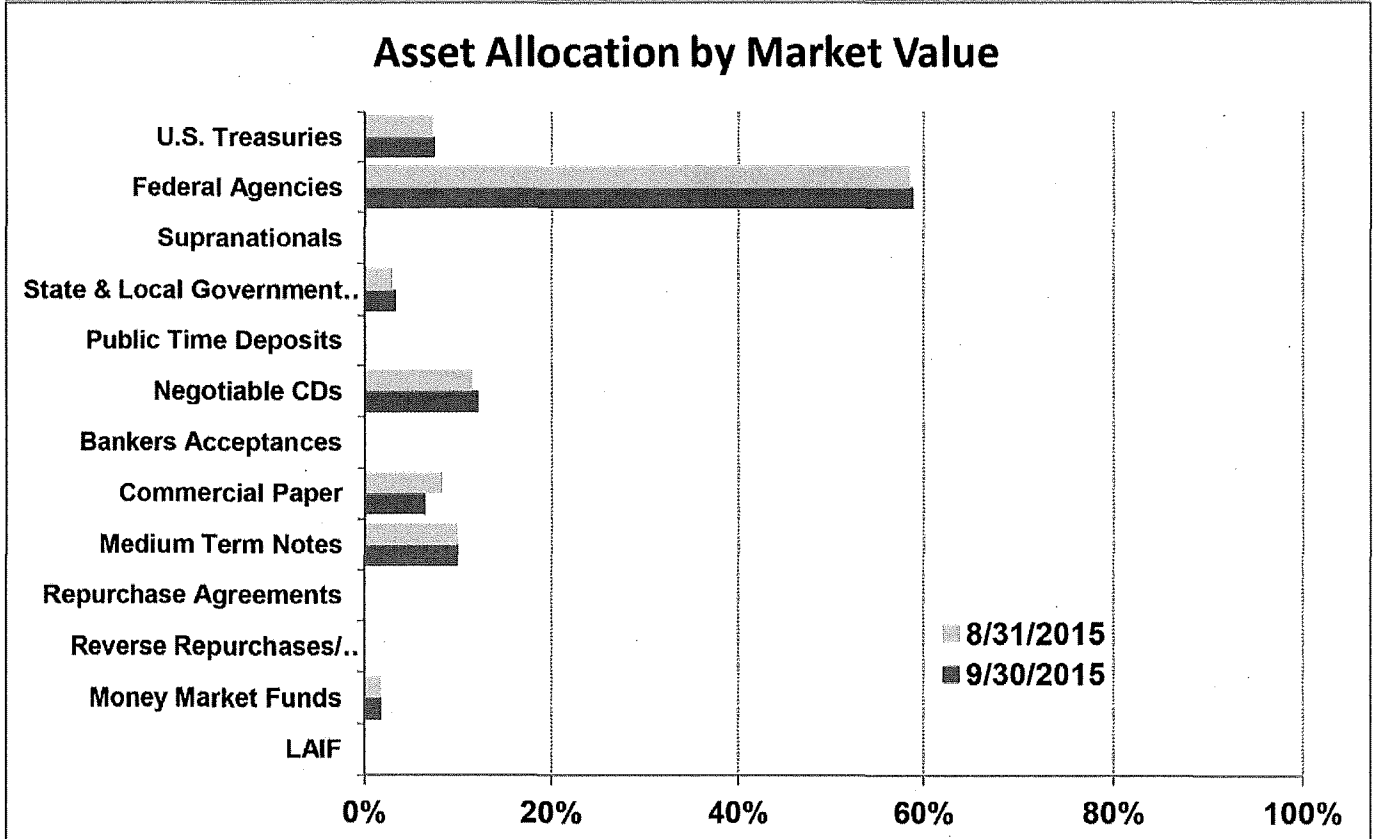
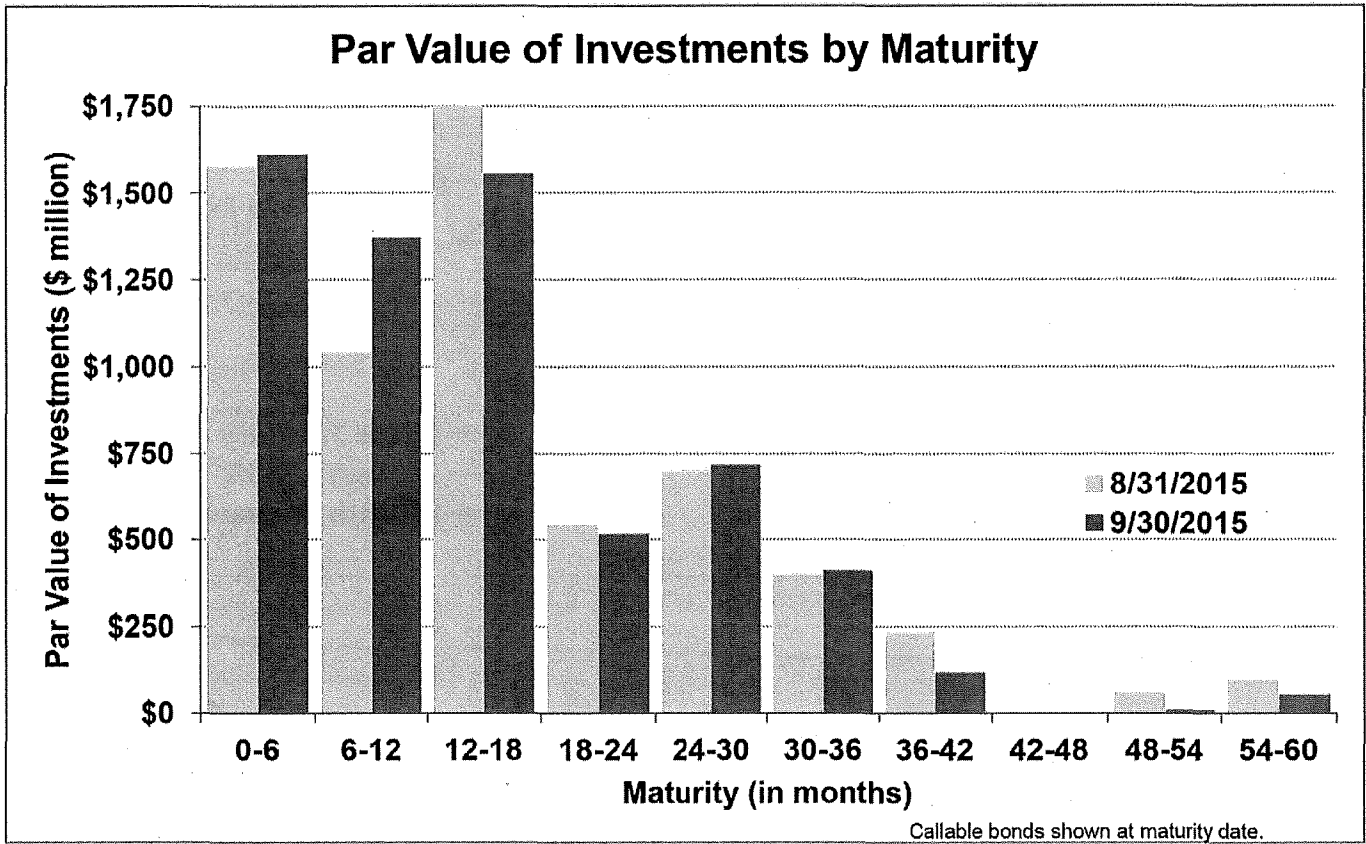
The City and County of San Francisco uses the following methodology to determine compliance: Compliance is pre-trade and calculated on both a par and market value basis, using the result with the lowest percentage of the overall portfolio value. Cash balances are included in the City's compliance calculations.

Please note the information in this report does not include cash balances. Due to fluctuations in the market value of the securities held in the Pooled Fund and changes in the City's cash position, the allocation limits may be exceeded on a post-trade compliance basis. In these instances, no compliance violation has occurred, as the policy limits were not exceeded prior to trade execution.

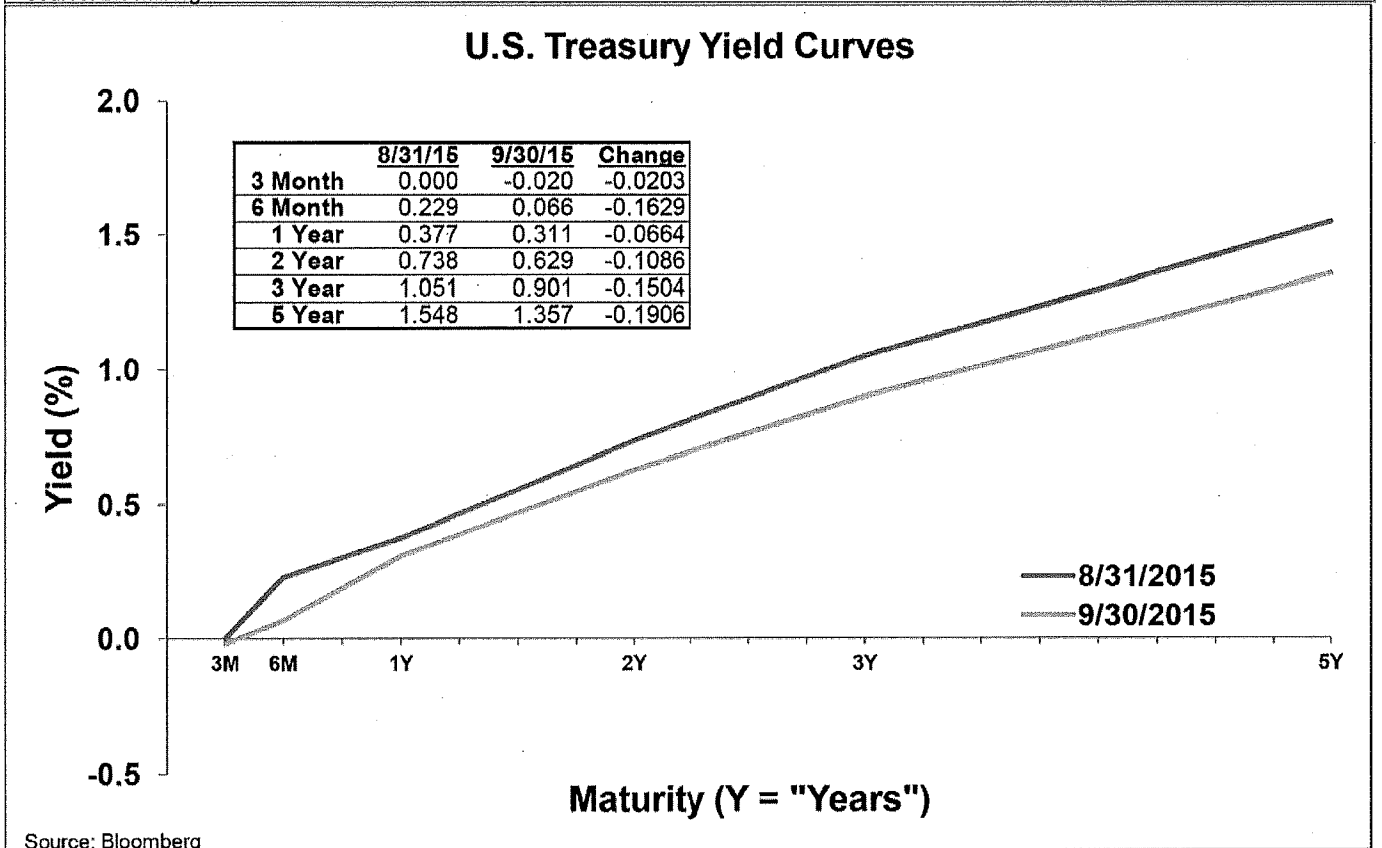
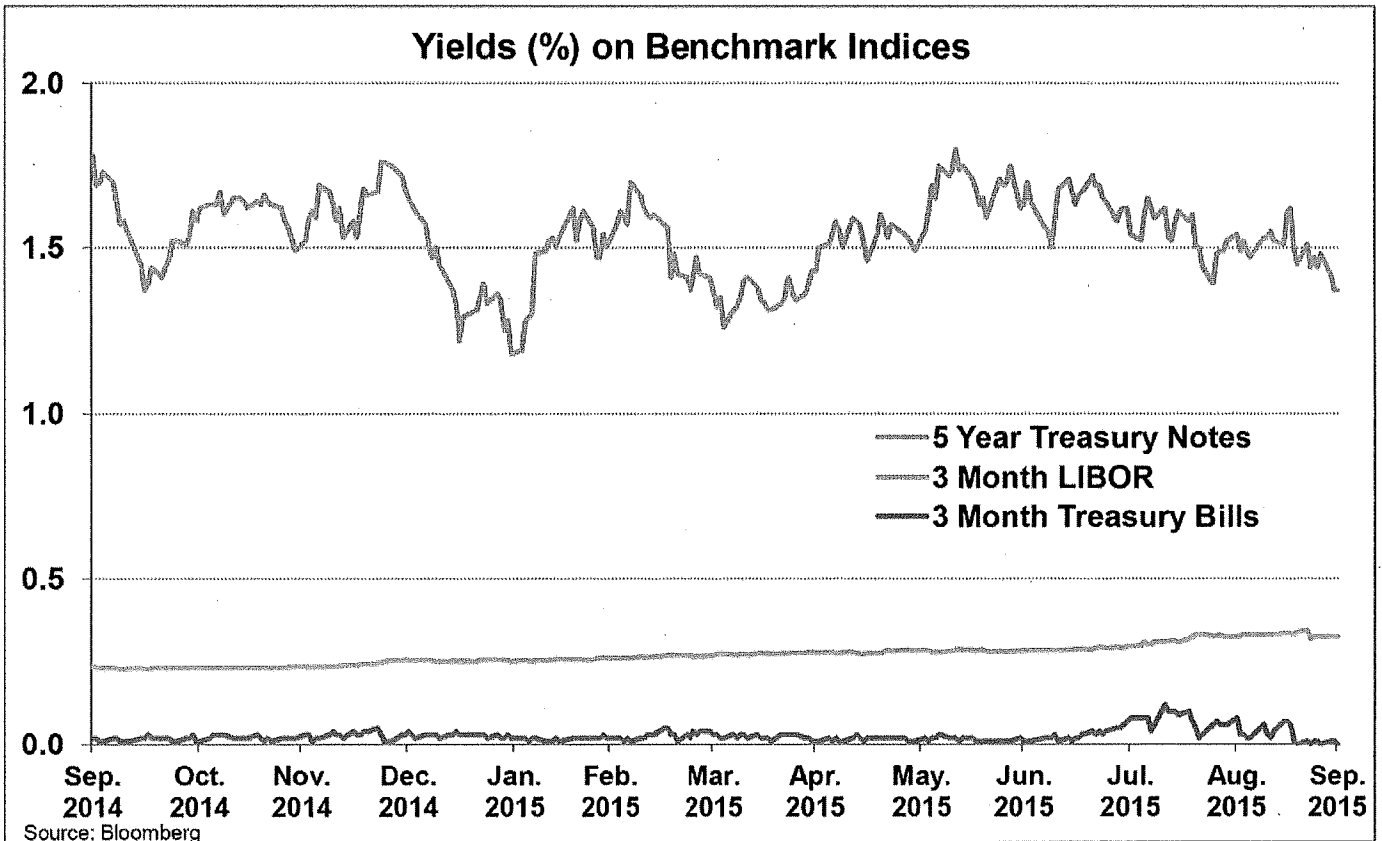
The full Investment Policy can be found at <http://www.sftreasurer.org/>, in the Reports & Plans section of the About menu.

Totals may not add due to rounding.

## Portfolio Analysis Pooled Fund



# Yield Curves



# Investment Inventory

## Pooled Fund

As of September 30, 2015

Type of Investment	CUSIP	Issuer Name	Maturity		Duration	Coupon	Par Value	Book Value	Amortized	
			Settle Date	Date					Book Value	Market Value
U.S. Treasuries	912828PE4	US TSY NT	12/23/2011	10/31/2015	0.09	1.25	\$ 25,000,000	\$ 25,609,375	\$ 25,012,984	\$ 25,019,500
U.S. Treasuries	912828PJ3	US TSY NT	12/16/2010	11/30/2015	0.17	1.38	50,000,000	49,519,531	49,984,073	50,104,500
U.S. Treasuries	912828PJ3	US TSY NT	12/16/2010	11/30/2015	0.17	1.38	50,000,000	49,519,531	49,984,073	50,104,500
U.S. Treasuries	912828PJ3	US TSY NT	12/23/2010	11/30/2015	0.17	1.38	50,000,000	48,539,063	49,951,383	50,104,500
U.S. Treasuries	912828RJ1	US TSY NT	10/11/2011	09/30/2016	1.00	1.00	75,000,000	74,830,078	74,965,847	75,453,750
U.S. Treasuries	912828RM4	US TSY NT	12/26/2013	10/31/2016	1.08	1.00	25,000,000	25,183,594	25,069,907	25,160,250
U.S. Treasuries	912828RX0	US TSY NT	02/25/2014	12/31/2016	1.24	0.88	25,000,000	25,145,508	25,063,939	25,125,250
U.S. Treasuries	912828SJ0	US TSY NT	03/21/2012	02/28/2017	1.41	0.88	25,000,000	24,599,609	24,885,539	25,129,500
U.S. Treasuries	912828SJ0	US TSY NT	03/21/2012	02/28/2017	1.41	0.88	25,000,000	24,599,609	24,885,539	25,129,500
U.S. Treasuries	912828SJ0	US TSY NT	03/14/2012	02/28/2017	1.41	0.88	75,000,000	74,771,484	74,934,926	75,388,500
U.S. Treasuries	912828SM3	US TSY NT	04/04/2012	03/31/2017	1.49	1.00	50,000,000	49,835,938	49,950,745	50,364,500
<b>Subtotals</b>					<b>0.86</b>	<b>1.09</b>	<b>\$ 475,000,000</b>	<b>\$ 472,153,320</b>	<b>\$ 474,688,956</b>	<b>\$ 477,084,250</b>
Federal Agencies	313384ML0	FED HOME LN DISCOUNT NT	09/03/2015	10/02/2015	0.00	0.00	\$ 50,000,000	\$ 49,997,181	\$ 49,997,181	\$ 49,999,944
Federal Agencies	313384MR7	FED HOME LN DISCOUNT NT	09/03/2015	10/07/2015	0.00	0.00	19,360,000	19,358,629	19,358,629	19,359,871
Federal Agencies	313384NF2	FED HOME LN DISCOUNT NT	08/26/2015	10/21/2015	0.06	0.00	50,000,000	49,988,722	49,988,722	49,998,889
Federal Agencies	31398A4M1	FANNIE MAE	09/24/2015	10/26/2015	0.07	1.63	6,500,000	6,552,049	6,550,162	6,506,500
Federal Agencies	31398A4M1	FANNIE MAE	12/15/2010	10/26/2015	0.07	1.63	25,000,000	24,317,500	24,990,393	25,025,000
Federal Agencies	31398A4M1	FANNIE MAE	12/23/2010	10/26/2015	0.07	1.63	42,000,000	40,924,380	41,984,790	42,042,000
Federal Agencies	31331J2S1	FEDERAL FARM CREDIT BANK	12/15/2010	11/16/2015	0.13	1.50	25,000,000	24,186,981	24,979,188	25,041,250
Federal Agencies	3133ECLZ5	FEDERAL FARM CREDIT BANK	05/08/2013	11/19/2015	0.05	0.22	25,000,000	24,997,000	24,999,841	25,001,000
Federal Agencies	313384QF9	FED HOME LN DISCOUNT NT	09/24/2015	12/08/2015	0.19	0.00	24,500,000	24,493,109	24,493,109	24,496,298
Federal Agencies	313384QG7	FED HOME LN DISCOUNT NT	09/24/2015	12/09/2015	0.19	0.00	8,000,000	7,997,720	7,997,720	7,998,773
Federal Agencies	313371ZY5	FEDERAL HOME LOAN BANK	12/03/2010	12/11/2015	0.20	1.88	25,000,000	24,982,000	24,999,303	25,082,750
Federal Agencies	313371ZY5	FEDERAL HOME LOAN BANK	12/14/2010	12/11/2015	0.20	1.88	50,000,000	49,871,500	49,994,995	50,165,500
Federal Agencies	3135G0SB0	FANNIE MAE	09/29/2015	12/21/2015	0.23	0.38	5,922,000	5,931,184	5,931,108	5,925,198
Federal Agencies	313384QV4	FED HOME LN DISCOUNT NT	09/25/2015	12/22/2015	0.23	0.00	50,000,000	49,982,889	49,982,889	49,990,889
Federal Agencies	313384RB7	FED HOME LN DISCOUNT NT	09/25/2015	12/28/2015	0.24	0.00	35,000,000	34,986,292	34,986,292	34,993,156
Federal Agencies	313384RB7	FED HOME LN DISCOUNT NT	09/28/2015	12/28/2015	0.24	0.00	50,000,000	49,982,306	49,982,306	49,990,222
Federal Agencies	31315KRJ1	FARMER MAC DISCOUNT NOTE	09/22/2015	01/04/2016	0.26	0.00	18,000,000	17,991,160	17,991,160	17,993,880
Federal Agencies	3130A3P81	FEDERAL HOME LOAN BANK	12/29/2014	01/29/2016	0.33	0.25	25,000,000	25,000,000	25,000,000	25,015,000
Federal Agencies	313384SV2	FED HOME LN DISCOUNT NT	09/21/2015	02/08/2016	0.36	0.00	12,000,000	11,990,667	11,990,667	11,993,933
Federal Agencies	313375RN9	FEDERAL HOME LOAN BANK	04/13/2012	03/11/2016	0.45	1.00	22,200,000	22,357,620	22,217,881	22,277,256
Federal Agencies	3133XXP43	FEDERAL HOME LOAN BANK	09/21/2015	03/11/2016	0.45	3.13	3,120,000	3,164,204	3,161,792	3,159,406
Federal Agencies	3133XXP43	FEDERAL HOME LOAN BANK	12/12/2013	03/11/2016	0.45	3.13	14,000,000	14,848,400	14,167,611	14,176,820
Federal Agencies	3133EAJU3	FEDERAL FARM CREDIT BANK	04/12/2012	03/28/2016	0.49	1.05	25,000,000	25,220,750	25,027,327	25,103,250
Federal Agencies	3135G0VA8	FANNIE MAE	09/21/2015	03/30/2016	0.50	0.50	6,157,000	6,163,711	6,163,360	6,164,943
Federal Agencies	3135G0VA8	FANNIE MAE	12/13/2013	03/30/2016	0.50	0.50	25,000,000	25,022,250	25,004,806	25,032,250
Federal Agencies	31315PTF6	FARMER MAC	04/01/2013	04/01/2016	0.00	0.20	50,000,000	50,000,000	50,000,000	50,005,000
Federal Agencies	313379Z21	FEDERAL HOME LOAN BANK	04/18/2012	04/18/2016	0.55	0.81	20,000,000	19,992,200	19,998,932	20,057,800
Federal Agencies	3133ECWT7	FEDERAL FARM CREDIT BANK	11/20/2013	05/09/2016	0.61	0.65	22,650,000	22,746,489	22,673,667	22,702,775
Federal Agencies	3133EDB35	FEDERAL FARM CREDIT BANK	01/15/2014	06/02/2016	0.01	0.23	50,000,000	49,991,681	49,997,655	50,015,500
Federal Agencies	31315PB73	FARMER MAC	02/09/2012	06/09/2016	0.69	0.90	10,000,000	10,000,000	10,000,000	10,047,100
Federal Agencies	313373SZ6	FEDERAL HOME LOAN BANK	10/23/2014	06/10/2016	0.69	2.13	28,000,000	28,790,468	28,335,551	28,330,680
Federal Agencies	313771AA5	FEDERAL HOME LOAN BK IL	09/04/2014	06/13/2016	0.69	5.63	8,620,000	9,380,715	8,920,529	8,926,613
Federal Agencies	313771AA5	FEDERAL HOME LOAN BK IL	05/30/2013	06/13/2016	0.69	5.63	14,195,000	16,259,095	14,671,044	14,699,916
Federal Agencies	313771AA5	FEDERAL HOME LOAN BK IL	05/20/2013	06/13/2016	0.69	5.63	16,925,000	19,472,890	17,507,375	17,527,022
Federal Agencies	313771AA5	FEDERAL HOME LOAN BK IL	08/31/2015	06/13/2016	0.69	5.63	71,000,000	74,700,982	74,394,690	73,525,470
Federal Agencies	3133EDDP4	FEDERAL FARM CREDIT BANK	02/11/2014	06/17/2016	0.71	0.52	50,000,000	50,062,000	50,018,810	50,078,000

# Investment Inventory

## Pooled Fund

Type of Investment	CUSIP	Issuer Name	Maturity		Duration	Coupon	Par Value	Book Value	Amortized	
			Settle Date	Date					Book Value	Market Value
Federal Agencies	3130A1BK3	FEDERAL HOME LOAN BANK	03/24/2014	06/24/2016	0.73	0.50	25,000,000	25,000,000	25,000,000	25,017,500
Federal Agencies	3135G0XP3	FANNIE MAE	03/25/2014	07/05/2016	0.76	0.38	50,000,000	49,753,100	49,917,601	50,001,000
Federal Agencies	31315PA25	FARMER MAC	03/26/2013	07/27/2016	0.82	2.00	11,900,000	12,440,498	12,033,018	12,053,034
Federal Agencies	31315PA25	FARMER MAC	03/26/2013	07/27/2016	0.82	2.00	14,100,000	14,735,205	14,256,326	14,281,326
Federal Agencies	31315PA25	FARMER MAC	07/27/2011	07/27/2016	0.82	2.00	15,000,000	14,934,750	14,989,286	15,192,900
Federal Agencies	31315PA25	FARMER MAC	03/26/2014	07/27/2016	0.82	2.00	20,000,000	20,643,350	20,226,001	20,257,200
Federal Agencies	3135G0YE7	FANNIE MAE	03/17/2014	08/26/2016	0.90	0.63	50,000,000	50,124,765	50,046,106	50,084,500
Federal Agencies	31315PQB8	FARMER MAC	10/29/2013	09/01/2016	0.92	1.50	7,000,000	7,156,240	7,050,575	7,072,870
Federal Agencies	313370TW8	FEDERAL HOME LOAN BANK	10/11/2011	09/09/2016	0.94	2.00	25,000,000	25,727,400	25,139,401	25,368,250
Federal Agencies	313370TW8	FEDERAL HOME LOAN BANK	11/05/2014	09/09/2016	0.94	2.00	25,000,000	25,662,125	25,337,939	25,368,250
Federal Agencies	3133EDH21	FEDERAL FARM CREDIT BANK	03/14/2014	09/14/2016	0.04	0.23	50,000,000	49,993,612	49,997,563	50,014,000
Federal Agencies	3134G4XW3	FREDDIE MAC	03/26/2014	09/26/2016	0.99	0.60	25,000,000	25,000,000	25,000,000	25,005,500
Federal Agencies	3133EDJA1	FEDERAL FARM CREDIT BANK	04/11/2014	10/11/2016	0.03	0.22	25,000,000	24,993,750	24,997,429	25,007,000
Federal Agencies	313378UB5	FEDERAL HOME LOAN BANK	10/23/2014	10/11/2016	1.02	1.13	5,000,000	5,060,200	5,031,482	5,033,350
Federal Agencies	3130A3CE2	FEDERAL HOME LOAN BANK	11/03/2014	10/14/2016	1.03	0.63	40,000,000	40,032,000	40,017,058	40,072,000
Federal Agencies	3137EADS5	FREDDIE MAC	03/03/2014	10/14/2016	1.03	0.88	25,000,000	25,200,250	25,079,388	25,107,250
Federal Agencies	3136G1WP0	FANNIE MAE	11/04/2013	11/04/2016	1.08	1.50	18,000,000	18,350,460	18,016,323	18,021,780
Federal Agencies	3134G5LS2	FREDDIE MAC	11/17/2014	11/17/2016	1.13	0.60	25,000,000	25,000,000	25,000,000	24,996,000
Federal Agencies	3130A3J70	FEDERAL HOME LOAN BANK	11/17/2014	11/23/2016	1.14	0.63	25,000,000	24,990,000	24,994,315	25,037,000
Federal Agencies	313381GA7	FEDERAL HOME LOAN BANK	11/30/2012	11/30/2016	1.16	0.57	23,100,000	23,104,389	23,101,280	23,117,094
Federal Agencies	313371PV2	FEDERAL HOME LOAN BANK	11/06/2014	12/09/2016	1.18	1.63	25,000,000	25,513,000	25,292,088	25,324,750
Federal Agencies	313371PV2	FEDERAL HOME LOAN BANK	12/04/2014	12/09/2016	1.18	1.63	25,000,000	25,486,750	25,287,685	25,324,750
Federal Agencies	313371PV2	FEDERAL HOME LOAN BANK	12/12/2014	12/09/2016	1.18	1.63	25,000,000	25,447,500	25,267,394	25,324,750
Federal Agencies	3130A12F4	FEDERAL HOME LOAN BANK	03/19/2014	12/19/2016	1.21	0.70	20,500,000	20,497,950	20,499,093	20,519,680
Federal Agencies	3134G5VG7	FREDDIE MAC	12/29/2014	12/29/2016	1.24	0.78	50,000,000	50,000,000	50,000,000	50,062,000
Federal Agencies	3130A3QU1	FEDERAL HOME LOAN BANK	12/30/2014	12/30/2016	1.24	0.75	8,000,000	8,000,000	8,000,000	8,011,760
Federal Agencies	3130A3QU1	FEDERAL HOME LOAN BANK	12/30/2014	12/30/2016	1.24	0.75	50,000,000	50,000,000	50,000,000	50,073,500
Federal Agencies	3134G33C2	FREDDIE MAC	01/03/2013	01/03/2017	1.25	0.60	50,000,000	50,000,000	50,000,000	50,059,000
Federal Agencies	3133ECB37	FEDERAL FARM CREDIT BANK	12/20/2012	01/12/2017	1.28	0.58	14,000,000	14,000,000	14,000,000	14,010,220
Federal Agencies	31315PWW5	FARMER MAC	05/04/2012	01/17/2017	1.29	1.01	49,500,000	49,475,250	49,493,175	49,806,405
Federal Agencies	3133EDRD6	FEDERAL FARM CREDIT BANK	12/12/2014	01/30/2017	0.08	0.20	50,000,000	49,981,400	49,988,387	49,874,000
Federal Agencies	3133786Q9	FEDERAL HOME LOAN BANK	01/10/2013	02/13/2017	1.36	1.00	67,780,000	68,546,456	68,036,853	68,195,491
Federal Agencies	3133EDFW7	FEDERAL FARM CREDIT BANK	02/27/2014	02/27/2017	0.07	0.25	50,000,000	50,000,000	50,000,000	50,032,500
Federal Agencies	3133782N0	FEDERAL HOME LOAN BANK	12/15/2014	03/10/2017	1.44	0.88	50,000,000	50,058,500	50,037,710	50,136,500
Federal Agencies	3133EDP30	FEDERAL FARM CREDIT BANK	10/03/2014	03/24/2017	0.07	0.24	26,000,000	26,009,347	26,005,590	26,011,180
Federal Agencies	3134G4XM5	FREDDIE MAC	03/28/2014	03/28/2017	1.49	0.78	25,000,000	25,000,000	25,000,000	25,047,250
Federal Agencies	3133EDZW5	FEDERAL FARM CREDIT BANK	10/29/2014	03/29/2017	0.08	0.21	25,000,000	24,999,750	24,999,846	25,003,750
Federal Agencies	31315PTQ2	FARMER MAC	04/10/2012	04/10/2017	1.51	1.26	12,500,000	12,439,250	12,481,469	12,594,250
Federal Agencies	3133ECLL6	FEDERAL FARM CREDIT BANK	04/17/2013	04/17/2017	1.54	0.60	10,000,000	10,000,000	10,000,000	9,994,800
Federal Agencies	31315PUQ0	FARMER MAC	04/26/2012	04/26/2017	1.56	1.13	10,500,000	10,500,000	10,500,000	10,568,775
Federal Agencies	3137EADF3	FREDDIE MAC	05/14/2012	05/12/2017	1.60	1.25	25,000,000	25,133,000	25,042,948	25,266,500
Federal Agencies	31315PZQ5	FARMER MAC	12/28/2012	06/05/2017	1.66	1.11	9,000,000	9,122,130	9,046,213	9,033,750
Federal Agencies	313379FW4	FEDERAL HOME LOAN BANK	12/19/2014	06/09/2017	1.68	1.00	12,000,000	12,020,760	12,014,185	12,073,080
Federal Agencies	3130A3SL9	FEDERAL HOME LOAN BANK	12/30/2014	06/15/2017	1.69	0.95	25,000,000	24,959,750	24,972,076	25,179,000
Federal Agencies	3133EAUW6	FEDERAL FARM CREDIT BANK	06/19/2012	06/19/2017	0.22	0.36	50,000,000	50,000,000	50,000,000	50,008,000
Federal Agencies	3133EEGH7	FEDERAL FARM CREDIT BANK	12/26/2014	06/26/2017	1.73	0.93	8,400,000	8,397,312	8,398,133	8,430,744
Federal Agencies	3137EADH9	FREDDIE MAC	03/25/2014	06/29/2017	1.73	1.00	25,000,000	24,920,625	24,957,582	25,170,500
Federal Agencies	3134G5W50	FREDDIE MAC	12/30/2014	06/30/2017	1.74	1.00	50,000,000	50,000,000	50,000,000	50,250,000
Federal Agencies	3133ECV92	FEDERAL FARM CREDIT BANK	07/24/2013	07/24/2017	0.07	0.24	50,000,000	50,000,000	50,000,000	50,015,500
Federal Agencies	3133ECVG6	FEDERAL FARM CREDIT BANK	08/05/2013	07/26/2017	0.07	0.30	23,520,000	23,520,000	23,520,000	23,550,576

## Investment Inventory Pooled Fund

Type of Investment	CUSIP	Issuer Name	Maturity		Duration	Coupon	Par Value	Book Value	Amortized	
			Settle Date	Date					Book Value	Market Value
Federal Agencies	3135G0F24	FANNIE MAE	09/16/2015	08/16/2017	0.04	0.22	25,000,000	24,995,153	24,995,257	24,993,000
Federal Agencies	3133EEFX3	FEDERAL FARM CREDIT BANK	12/23/2014	08/23/2017	0.06	0.25	50,000,000	50,000,000	50,000,000	50,021,500
Federal Agencies	3137EADL0	FREDDIE MAC	03/25/2014	09/29/2017	1.98	1.00	25,000,000	24,808,175	24,891,090	25,151,250
Federal Agencies	3133EETS9	FEDERAL FARM CREDIT BANK	09/25/2015	10/19/2017	0.05	0.25	30,000,000	30,001,830	30,001,825	29,987,100
Federal Agencies	3136G03E9	FANNIE MAE	09/02/2015	11/08/2017	2.09	0.70	2,000,000	2,004,433	2,004,433	1,997,300
Federal Agencies	3133EEBR0	FEDERAL FARM CREDIT BANK	11/18/2014	11/13/2017	0.04	0.24	25,000,000	24,988,794	24,992,050	24,977,500
Federal Agencies	3133EEJ76	FEDERAL FARM CREDIT BANK	08/20/2015	11/13/2017	0.12	0.28	25,000,000	24,993,174	24,993,611	24,920,750
Federal Agencies	3134G44F2	FREDDIE MAC	05/21/2013	11/21/2017	2.12	0.80	50,000,000	50,000,000	50,000,000	49,895,000
Federal Agencies	3130A3HF4	FEDERAL HOME LOAN BANK	12/22/2014	12/08/2017	2.16	1.13	25,000,000	24,955,500	24,967,139	25,163,250
Federal Agencies	3133EEFE5	FEDERAL FARM CREDIT BANK	12/19/2014	12/18/2017	2.19	1.13	50,000,000	49,914,500	49,936,832	50,363,000
Federal Agencies	31315PZ28	FARMER MAC	12/22/2014	12/22/2017	2.20	1.20	46,000,000	46,000,000	46,000,000	46,388,700
Federal Agencies	3134G32M1	FREDDIE MAC	12/28/2012	12/28/2017	2.22	1.00	50,000,000	50,000,000	50,000,000	50,038,000
Federal Agencies	3134G5VA0	FREDDIE MAC	12/29/2014	12/29/2017	2.22	1.25	25,000,000	25,000,000	25,000,000	25,052,500
Federal Agencies	3133EEMH0	FEDERAL FARM CREDIT BANK	05/27/2015	02/02/2018	0.01	0.25	4,000,000	3,999,480	3,999,547	4,001,200
Federal Agencies	3133EEMH0	FEDERAL FARM CREDIT BANK	02/02/2015	02/02/2018	0.01	0.25	35,000,000	34,978,893	34,983,534	35,010,500
Federal Agencies	3133EEAN0	FEDERAL FARM CREDIT BANK	11/05/2014	02/05/2018	0.01	0.24	25,000,000	25,000,000	25,000,000	25,001,750
Federal Agencies	3133EEAN0	FEDERAL FARM CREDIT BANK	11/05/2014	02/05/2018	0.01	0.24	25,000,000	24,991,750	24,994,042	25,001,750
Federal Agencies	3133EEAN0	FEDERAL FARM CREDIT BANK	11/05/2014	02/05/2018	0.01	0.24	50,000,000	49,983,560	49,988,126	50,003,500
Federal Agencies	3135G0UN1	FANNIE MAE	02/26/2014	02/28/2018	2.38	1.15	8,770,000	8,713,434	8,735,936	8,766,755
Federal Agencies	3135G0UN1	FANNIE MAE	02/26/2014	02/28/2018	2.38	1.15	19,000,000	18,877,450	18,926,202	18,992,970
Federal Agencies	3133EEN71	FEDERAL FARM CREDIT BANK	05/22/2015	03/22/2018	0.06	0.23	50,000,000	49,992,500	49,993,457	49,994,000
Federal Agencies	3133EEQ86	FEDERAL FARM CREDIT BANK	05/27/2015	03/26/2018	0.24	0.23	50,000,000	49,978,500	49,981,141	49,773,500
Federal Agencies	3133EEQ86	FEDERAL FARM CREDIT BANK	05/29/2015	03/26/2018	0.24	0.23	50,000,000	49,978,500	49,981,104	49,773,500
Federal Agencies	3133EEZC7	FEDERAL FARM CREDIT BANK	04/16/2015	04/16/2018	0.04	0.26	50,000,000	49,992,422	49,993,583	49,986,000
Federal Agencies	3133EEU40	FEDERAL FARM CREDIT BANK	06/03/2015	05/03/2018	0.01	0.24	69,000,000	68,994,894	68,995,469	69,153,180
Federal Agencies	31315PZM4	FARMER MAC	05/03/2013	05/03/2018	2.57	0.88	24,600,000	24,600,000	24,600,000	24,616,728
Federal Agencies	3135G0WJ8	FANNIE MAE	05/23/2013	05/21/2018	2.61	0.88	25,000,000	24,786,500	24,887,280	24,985,000
Federal Agencies	3133EFC22	FEDERAL FARM CREDIT BANK	09/08/2015	06/08/2018	0.02	0.25	25,000,000	25,000,000	25,000,000	25,007,500
Federal Agencies	3133EFC22	FEDERAL FARM CREDIT BANK	09/08/2015	06/08/2018	0.02	0.25	50,000,000	50,000,000	50,000,000	50,015,000
Federal Agencies	3133EEW48	FEDERAL FARM CREDIT BANK	06/11/2015	06/11/2018	0.03	0.25	50,000,000	49,996,000	49,996,409	49,974,500
Federal Agencies	3134G5ZZ1	FREDDIE MAC	01/30/2015	07/30/2018	2.80	1.00	25,000,000	25,000,000	25,000,000	25,014,500
Federal Agencies	3130A4GL0	FEDERAL HOME LOAN BANK	03/18/2015	09/18/2018	2.92	1.33	15,000,000	15,000,000	15,000,000	15,028,200
Federal Agencies	3136G2NZ6	FANNIE MAE	09/30/2015	09/28/2018	2.98	0.50	25,000,000	25,000,000	25,000,000	25,000,000
Federal Agencies	3136G2NZ6	FANNIE MAE	09/30/2015	09/28/2018	2.98	0.50	25,000,000	25,000,000	25,000,000	25,000,000
Federal Agencies	3134G7WW7	FREDDIE MAC	09/28/2015	09/28/2018	2.97	0.75	25,000,000	25,000,000	25,000,000	25,029,750
Federal Agencies	3134G6RP0	FREDDIE MAC	04/24/2015	10/24/2018	3.02	1.00	50,000,000	49,985,000	49,986,876	50,021,500
Federal Agencies	3134G4LZ9	FREDDIE MAC	12/10/2013	12/10/2018	3.15	0.88	50,000,000	50,000,000	50,000,000	50,078,500
Federal Agencies	3136G2C39	FANNIE MAE	12/30/2014	12/28/2018	3.16	1.63	15,000,000	15,000,000	15,000,000	15,120,300
Federal Agencies	3132X0AT8	FARMER MAC	06/05/2015	06/02/2020	0.01	0.34	41,000,000	41,000,000	41,000,000	40,955,720
Federal Agencies	3134G7QX2	FREDDIE MAC	08/27/2015	08/27/2020	4.83	0.75	11,865,000	11,865,000	11,865,000	11,874,373
<b>Subtotals</b>					<b>0.86</b>	<b>0.84</b>	<b>\$ 3,730,184,000</b>	<b>\$ 3,744,010,988</b>	<b>\$ 3,737,220,944</b>	<b>\$ 3,741,639,646</b>
State/Local Agencies	13063BHZ8	CALIFORNIA ST	08/19/2014	11/01/2015	0.09	3.95	\$ 5,000,000	\$ 5,215,300	\$ 5,015,203	\$ 5,015,850
State/Local Agencies	64966GXS6	NEW YORK NY	04/01/2013	12/01/2015	0.17	5.13	12,255,000	13,700,477	12,345,528	12,349,731
State/Local Agencies	13063BN73	CALIFORNIA ST	09/21/2015	02/01/2016	0.34	1.05	3,500,000	3,512,664	3,512,096	3,507,280
State/Local Agencies	13063BN73	CALIFORNIA ST	12/19/2014	02/01/2016	0.34	1.05	7,000,000	7,044,310	7,013,326	7,014,560
State/Local Agencies	13063BN73	CALIFORNIA ST	03/27/2013	02/01/2016	0.34	1.05	11,000,000	11,037,180	11,004,393	11,022,880
State/Local Agencies	13063BN73	CALIFORNIA ST	09/03/2015	02/01/2016	0.34	1.05	15,825,000	15,879,966	15,872,512	15,857,916
State/Local Agencies	13063BN73	CALIFORNIA ST	03/31/2015	02/01/2016	0.34	1.05	21,000,000	21,113,400	21,045,434	21,043,680
State/Local Agencies	91412GUT0	UNIV OF CALIFORNIA CA REVENUE	04/10/2014	05/15/2016	0.62	0.63	2,500,000	2,500,000	2,500,000	2,503,425



## Investment Inventory Pooled Fund

Type of Investment	CUSIP	Issuer Name	Maturity		Duration	Coupon	Par Value	Book Value	Amortized	
			Settle Date	Date					Book Value	Market Value
State/Local Agencies	612574DR1	MONTEREY PENINSULA CA CMNTY	05/07/2013	08/01/2016	0.83	0.98	2,670,000	2,670,000	2,670,000	2,681,374
State/Local Agencies	13063CPM6	CALIFORNIA ST	12/09/2014	11/01/2016	1.08	0.75	44,000,000	44,046,200	44,026,467	43,946,320
State/Local Agencies	91412GUU7	UNIV OF CALIFORNIA CA REVENUE	04/10/2014	05/15/2017	1.61	1.22	3,250,000	3,250,000	3,250,000	3,270,345
State/Local Agencies	13063CPN4	CALIFORNIA ST	12/22/2014	11/01/2017	2.06	1.25	5,000,000	5,004,550	5,003,318	5,006,850
State/Local Agencies	13063CPN4	CALIFORNIA ST	11/25/2014	11/01/2017	2.06	1.25	50,000,000	50,121,500	50,086,365	50,068,500
State/Local Agencies	13063CFC9	CALIFORNIA ST	11/05/2013	11/01/2017	2.04	1.75	16,500,000	16,558,905	16,530,807	16,690,905
State/Local Agencies	6055804W6	MISSISSIPPI ST	04/23/2015	10/01/2019	3.56	6.09	8,500,000	10,249,139	10,078,659	10,052,950
<b>Subtotals</b>					<b>1.25</b>	<b>1.64</b>	<b>\$ 208,000,000</b>	<b>\$ 211,903,591</b>	<b>\$ 209,954,106</b>	<b>\$ 210,032,566</b>
Public Time Deposits	PP7QLOE87	TRANS-PAC NATIONAL BK	03/20/2015	03/21/2016	0.48	0.58	\$ 240,000	\$ 240,000	\$ 240,000	\$ 240,000
Public Time Deposits	PPRNET9Q5	BANK OF SAN FRANCISCO	04/09/2015	04/11/2016	0.53	0.56	240,000	240,000	240,000	240,000
Public Time Deposits	PP9302V13	PREFERRED BANK LA CALIF	05/15/2015	05/16/2016	0.63	0.59	240,000	240,000	240,000	240,000
Public Time Deposits	PP0OBERR6	UMPQUA BANK	06/29/2015	06/29/2016	0.75	0.60	240,000	240,000	240,000	240,000
Public Time Deposits	PP6J1O5Z6	IND & COMM BK OF CHINA	08/10/2015	08/10/2016	0.86	0.72	240,000	240,000	240,000	240,000
<b>Subtotals</b>					<b>0.65</b>	<b>0.61</b>	<b>\$ 1,200,000</b>	<b>\$ 1,200,000</b>	<b>\$ 1,200,000</b>	<b>\$ 1,200,000</b>
Negotiable CDs	06366CU89	BANK OF MONTREAL CHICAGO	06/01/2015	12/01/2015	0.00	0.28	\$ 50,000,000	\$ 50,000,000	\$ 50,000,000	\$ 50,015,240
Negotiable CDs	78009NSA5	ROYAL BANK OF CANADA NY	09/16/2014	03/10/2016	0.04	0.37	25,000,000	25,000,000	25,000,000	25,017,765
Negotiable CDs	78009NTW6	ROYAL BANK OF CANADA NY	04/08/2015	04/08/2016	0.02	0.32	100,000,000	100,000,000	100,000,000	99,989,700
Negotiable CDs	96121TWK0	WESTPAC BANKING CORP NY	04/24/2014	04/25/2016	0.07	0.42	50,000,000	50,000,000	50,000,000	49,993,300
Negotiable CDs	96121TWJ3	WESTPAC BANKING CORP NY	04/24/2014	04/25/2016	0.07	0.45	25,000,000	25,000,000	25,000,000	24,995,975
Negotiable CDs	06417HKT2	BANK OF NOVA SCOTIA HOUS	05/09/2014	05/09/2016	0.11	0.50	25,000,000	24,989,525	24,996,833	24,994,550
Negotiable CDs	78009NVT0	ROYAL BANK OF CANADA NY	08/07/2015	08/08/2016	0.02	0.43	25,000,000	25,000,000	25,000,000	24,984,658
Negotiable CDs	06366CWA2	BANK OF MONTREAL CHICAGO YCI	02/12/2015	08/12/2016	0.04	0.45	25,000,000	25,000,000	25,000,000	24,988,217
Negotiable CDs	06366CA32	BANK OF MONTREAL CHICAGO	03/31/2015	09/23/2016	0.06	0.46	25,000,000	25,000,000	25,000,000	24,988,811
Negotiable CDs	06366CA32	BANK OF MONTREAL CHICAGO	03/31/2015	09/23/2016	0.06	0.46	50,000,000	50,000,000	50,000,000	49,977,622
Negotiable CDs	06417HUW4	BANK OF NOVA SCOTIA HOUS	09/25/2014	09/23/2016	0.23	0.53	50,000,000	50,000,000	50,000,000	49,965,350
Negotiable CDs	06366CC48	BANK OF MONTREAL CHICAGO	04/07/2015	10/07/2016	0.02	0.46	50,000,000	50,000,000	50,000,000	49,989,950
Negotiable CDs	06417HVR4	BANK OF NOVA SCOTIA HOUS	10/07/2014	10/07/2016	0.02	0.48	50,000,000	50,000,000	50,000,000	49,989,700
Negotiable CDs	78009NSX5	ROYAL BANK OF CANADA NY	12/15/2014	12/15/2016	0.21	0.47	100,000,000	100,000,000	100,000,000	100,087,000
Negotiable CDs	06417HE36	BANK OF NOVA SCOTIA HOUS	02/23/2015	02/23/2017	0.15	0.61	25,000,000	25,000,000	25,000,000	24,995,750
Negotiable CDs	06417HE36	BANK OF NOVA SCOTIA HOUS	02/23/2015	02/23/2017	0.15	0.61	25,000,000	25,000,000	25,000,000	24,995,750
Negotiable CDs	06427EDJ7	BANK OF MONTREAL CHICAGO	09/17/2015	03/17/2017	0.05	0.61	25,000,000	25,000,000	25,000,000	25,000,000
Negotiable CDs	06417HUR5	BANK OF NOVA SCOTIA HOUS	09/25/2014	09/25/2017	0.25	0.60	50,000,000	50,000,000	50,000,000	49,969,850
<b>Subtotals</b>					<b>0.09</b>	<b>0.45</b>	<b>\$ 775,000,000</b>	<b>\$ 774,989,525</b>	<b>\$ 774,996,833</b>	<b>\$ 774,939,186</b>
Commercial Paper	06538CX22	BANK TOKYO-MIT UFJ NY	09/25/2015	10/02/2015	0.00	0.00	\$ 50,000,000	\$ 49,998,833	\$ 49,998,833	\$ 49,999,750
Commercial Paper	06538CX63	BANK TOKYO-MIT UFJ NY	09/28/2015	10/06/2015	0.00	0.00	90,000,000	89,997,800	89,997,800	89,997,750
Commercial Paper	06538CX71	BANK TOKYO-MIT UFJ NY	09/29/2015	10/07/2015	0.00	0.00	50,000,000	49,998,778	49,998,778	49,998,500
Commercial Paper	59515NXL2	MICROSOFT CORP	08/31/2015	10/20/2015	0.06	0.00	100,000,000	99,976,389	99,976,389	99,990,500
Commercial Paper	59515NXV0	MICROSOFT CORP	09/02/2015	10/29/2015	0.08	0.00	25,000,000	24,992,875	24,992,875	24,996,500
Commercial Paper	06538CZM6	BANK TOKYO-MIT UFJ NY	09/22/2015	12/21/2015	0.23	0.00	50,000,000	49,960,000	49,960,000	49,975,250
Commercial Paper	06538CZM6	BANK TOKYO-MIT UFJ NY	09/24/2015	12/21/2015	0.23	0.00	50,000,000	49,962,111	49,962,111	49,975,250
<b>Subtotals</b>					<b>0.07</b>	<b>0.00</b>	<b>\$ 415,000,000</b>	<b>\$ 414,886,786</b>	<b>\$ 414,886,786</b>	<b>\$ 414,933,500</b>
Medium Term Notes	369604BE2	GENERAL ELECTRIC CO	05/07/2014	10/09/2015	0.00	0.85	\$ 8,000,000	\$ 8,043,680	\$ 8,000,672	\$ 8,000,480
Medium Term Notes	369604BE2	GENERAL ELECTRIC CO	05/19/2014	10/09/2015	0.00	0.85	9,300,000	9,358,311	9,300,918	9,300,558
Medium Term Notes	369604BE2	GENERAL ELECTRIC CO	03/05/2014	10/09/2015	0.00	0.85	10,000,000	10,069,000	10,000,947	10,000,600
Medium Term Notes	06366RJH9	BANK OF MONTREAL	03/27/2014	11/06/2015	0.10	0.80	8,500,000	8,532,470	8,501,985	8,502,550
Medium Term Notes	36962G4T8	GENERAL ELEC CAP CORP	05/12/2014	11/09/2015	0.11	2.25	7,000,000	7,183,890	7,013,135	7,012,880

## Investment Inventory Pooled Fund

Type of Investment	CUSIP	Issuer Name	Maturity		Duration	Coupon	Par Value	Book Value	Amortized	
			Settle Date	Date					Book Value	Market Value
Medium Term Notes	742718DS5	PROCTER & GAMBLE MTN	03/12/2014	11/15/2015	0.13	1.80	10,000,000	10,231,900	10,017,024	10,016,800
Medium Term Notes	742718DS5	PROCTER & GAMBLE MTN	03/07/2014	11/15/2015	0.13	1.80	23,025,000	23,588,652	23,066,043	23,063,682
Medium Term Notes	459200GU9	IBM CORP	02/11/2014	01/05/2016	0.27	2.00	19,579,000	20,139,743	19,656,679	19,659,861
Medium Term Notes	46625HHW3	JPMORGAN CHASE & CO	02/11/2015	01/15/2016	0.29	2.60	12,836,000	13,054,982	12,904,675	12,904,801
Medium Term Notes	064255AK8	BK TOKYO-MITSUBISHI UFJ	03/17/2014	02/26/2016	0.16	0.78	10,000,000	10,035,800	10,007,452	10,004,400
Medium Term Notes	36962G2V5	GENERAL ELEC CAP CORP	05/19/2014	05/11/2016	0.12	0.51	17,689,000	17,703,328	17,693,419	17,704,920
Medium Term Notes	36962G7A6	GENERAL ELEC CAP CORP	04/01/2015	07/12/2016	0.04	0.94	18,194,000	18,324,486	18,273,462	18,267,868
Medium Term Notes	36962G7A6	GENERAL ELEC CAP CORP	03/23/2015	07/12/2016	0.04	0.94	27,651,000	27,853,609	27,772,056	27,763,263
Medium Term Notes	36962G6Z2	GENERAL ELEC CAP CORP	07/22/2015	07/12/2016	0.78	1.50	30,740,000	31,005,491	30,955,097	30,960,713
Medium Term Notes	06366RPS8	BANK OF MONTREAL	07/31/2015	07/15/2016	0.04	0.81	35,000,000	35,139,631	35,117,125	35,086,450
Medium Term Notes	064159CQ7	BANK OF NOVA SCOTIA	02/13/2015	07/15/2016	0.79	1.38	16,483,000	16,621,787	16,560,163	16,570,195
Medium Term Notes	89114QAL2	TORONTO-DOMINION BANK	12/15/2014	09/09/2016	0.19	0.79	18,930,000	19,016,132	18,976,734	18,975,053
Medium Term Notes	89114QAL2	TORONTO-DOMINION BANK	03/02/2015	09/09/2016	0.19	0.79	24,000,000	24,103,620	24,063,995	24,057,120
Medium Term Notes	89236TBV6	TOYOTA MOTOR CREDIT CORP	09/25/2014	09/23/2016	0.23	0.39	47,500,000	47,500,000	47,500,000	47,477,200
Medium Term Notes	89236TBU8	TOYOTA MOTOR CREDIT CORP	12/09/2014	09/23/2016	0.23	0.43	14,150,000	14,145,331	14,147,444	14,141,652
Medium Term Notes	89236TBU8	TOYOTA MOTOR CREDIT CORP	02/11/2015	09/23/2016	0.23	0.43	28,150,000	28,142,963	28,145,730	28,133,392
Medium Term Notes	89236TBU8	TOYOTA MOTOR CREDIT CORP	09/23/2014	09/23/2016	0.23	0.43	50,000,000	50,000,000	50,000,000	49,970,500
Medium Term Notes	9612E0DB0	WESTPAC BANKING CORP	10/10/2014	10/07/2016	0.02	0.45	50,000,000	50,000,000	50,000,000	49,999,500
Medium Term Notes	89236TCL7	TOYOTA MOTOR CREDIT CORP	04/14/2015	10/14/2016	0.04	0.39	50,000,000	50,000,000	50,000,000	49,989,000
Medium Term Notes	36967FAB7	GENERAL ELEC CAP CORP	01/09/2015	01/09/2017	0.02	0.56	20,000,000	20,000,000	20,000,000	20,002,400
Medium Term Notes	36962G2F0	GENERAL ELEC CAP CORP	04/08/2015	02/15/2017	0.13	0.49	3,791,000	3,789,138	3,789,620	3,786,337
Medium Term Notes	36962G2F0	GENERAL ELEC CAP CORP	04/01/2015	02/15/2017	0.13	0.49	4,948,000	4,942,755	4,944,154	4,941,914
Medium Term Notes	89236TCC7	TOYOTA MOTOR CREDIT CORP	04/14/2015	02/16/2017	0.13	0.51	10,000,000	10,006,300	10,004,711	9,993,800
Medium Term Notes	89236TCC7	TOYOTA MOTOR CREDIT CORP	02/20/2015	02/16/2017	0.13	0.51	50,000,000	50,000,000	50,000,000	49,969,000
<b>Subtotals</b>					<b>0.18</b>	<b>0.81</b>	<b>\$ 635,466,000</b>	<b>\$ 638,532,997</b>	<b>\$ 636,413,239</b>	<b>\$ 636,256,889</b>
Money Market Funds	09248U718	BLACKROCK LIQUIDITY FUNDS T-FI	09/30/2015	10/01/2015	0.00	0.01	\$ 5,001,745	\$ 5,001,745	\$ 5,001,745	\$ 5,001,745
Money Market Funds	316175108	FIDELITY INSTITUTIONAL MONEY M	09/30/2015	10/01/2015	0.00	0.01	5,004,171	5,004,171	5,004,171	5,004,171
Money Market Funds	61747C707	MORGAN STANLEY INSTITUTIONAL	09/30/2015	10/01/2015	0.00	0.04	100,120,736	100,120,736	100,120,736	100,120,736
<b>Subtotals</b>					<b>0.00</b>	<b>0.04</b>	<b>\$ 110,126,652</b>	<b>\$ 110,126,652</b>	<b>\$ 110,126,652</b>	<b>\$ 110,126,652</b>
<b>Grand Totals</b>					<b>0.65</b>	<b>0.77</b>	<b>\$ 6,349,976,652</b>	<b>\$ 6,367,803,858</b>	<b>\$ 6,359,487,516</b>	<b>\$ 6,366,212,689</b>

## Monthly Investment Earnings Pooled Fund

For month ended September 30, 2015

Type of Investment	CUSIP	Issuer Name	Par Value	Coupon	YTM <sup>1</sup>	Settle Date	Maturity		Earned Interest	Amort. Expense	Realized Gain/(Loss)	Earned Income /Net Earnings
							Date	Date				
U.S. Treasuries	912828PE4	US TSY NT	\$ 25,000,000	1.25	0.61	12/23/2011	10/31/2015	\$ 25,476	\$ (12,984)	\$ -	\$ 12,492	
U.S. Treasuries	912828PJ3	US TSY NT	50,000,000	1.38	1.58	12/16/2010	11/30/2015	56,352	7,964	-	64,316	
U.S. Treasuries	912828PJ3	US TSY NT	50,000,000	1.38	1.58	12/16/2010	11/30/2015	56,352	7,964	-	64,316	
U.S. Treasuries	912828PJ3	US TSY NT	50,000,000	1.38	2.00	12/23/2010	11/30/2015	56,352	24,308	-	80,661	
U.S. Treasuries	912828RJ1	US TSY NT	75,000,000	1.00	1.05	10/11/2011	09/30/2016	61,475	2,807	-	64,282	
U.S. Treasuries	912828RM4	US TSY NT	25,000,000	1.00	0.74	12/26/2013	10/31/2016	20,380	(5,296)	-	15,084	
U.S. Treasuries	912828RX0	US TSY NT	25,000,000	0.88	0.67	02/25/2014	12/31/2016	17,833	(4,197)	-	13,636	
U.S. Treasuries	912828SJ0	US TSY NT	25,000,000	0.88	1.21	03/21/2012	02/28/2017	18,029	6,655	-	24,684	
U.S. Treasuries	912828SJ0	US TSY NT	25,000,000	0.88	1.21	03/21/2012	02/28/2017	18,029	6,655	-	24,684	
U.S. Treasuries	912828SJ0	US TSY NT	75,000,000	0.88	0.94	03/14/2012	02/28/2017	54,087	3,783	-	57,870	
U.S. Treasuries	912828SM3	US TSY NT	50,000,000	1.00	1.07	04/04/2012	03/31/2017	40,984	2,701	-	43,685	
<b>Subtotals</b>			<b>\$ 475,000,000</b>					<b>\$ 425,350</b>	<b>\$ 40,360</b>	<b>\$ -</b>	<b>\$ 465,709</b>	
Federal Agencies	3133EDEK4	FEDERAL FARM CREDIT BANK	\$ -	0.25	0.12	06/10/2015	09/10/2015	\$ 94	\$ (47)	\$ -	\$ 47	
Federal Agencies	3137EACM9	FREDDIE MAC	-	1.75	2.17	12/15/2010	09/10/2015	21,875	4,942	-	26,817	
Federal Agencies	313370JB5	FEDERAL HOME LOAN BANK	-	1.75	2.31	12/15/2010	09/11/2015	36,458	8,163	-	44,621	
Federal Agencies	31315PGT0	FARMER MAC	-	2.13	2.17	09/15/2010	09/15/2015	37,188	652	-	37,840	
Federal Agencies	31315PGT0	FARMER MAC	-	2.13	0.15	06/10/2015	09/15/2015	1,855	(1,685)	-	171	
Federal Agencies	3133ECJB1	FEDERAL FARM CREDIT BANK	-	0.24	0.50	04/24/2013	09/18/2015	1,844	37	-	1,881	
Federal Agencies	31398A3T7	FANNIE MAE	-	2.00	1.08	10/14/2011	09/21/2015	27,778	(12,253)	-	15,525	
Federal Agencies	3133EAJF6	FEDERAL FARM CREDIT BANK	-	0.23	0.72	11/30/2012	09/22/2015	3,675	243	-	3,919	
Federal Agencies	313384MB2	FED HOME LN DISCOUNT NT	-	0.00	0.06	09/04/2015	09/23/2015	1,773	-	-	1,773	
Federal Agencies	313384ML0	FED HOME LN DISCOUNT NT	50,000,000	0.00	0.07	09/03/2015	10/02/2015	2,722	-	-	2,722	
Federal Agencies	313384MR7	FED HOME LN DISCOUNT NT	19,360,000	0.00	0.08	09/03/2015	10/07/2015	1,129	-	-	1,129	
Federal Agencies	313384NF2	FED HOME LN DISCOUNT NT	50,000,000	0.00	0.15	08/26/2015	10/21/2015	6,042	-	-	6,042	
Federal Agencies	31398A4M1	FANNIE MAE	6,500,000	1.63	0.13	09/24/2015	10/26/2015	2,054	(1,887)	-	167	
Federal Agencies	31398A4M1	FANNIE MAE	25,000,000	1.63	2.22	12/15/2010	10/26/2015	33,854	11,529	-	45,383	
Federal Agencies	31398A4M1	FANNIE MAE	42,000,000	1.63	2.19	12/23/2010	10/26/2015	56,875	18,251	-	75,126	
Federal Agencies	31331J2S1	FEDERAL FARM CREDIT BANK	25,000,000	1.50	2.20	12/15/2010	11/16/2015	31,250	13,573	-	44,823	
Federal Agencies	3133ECLZ5	FEDERAL FARM CREDIT BANK	25,000,000	0.22	0.29	05/08/2013	11/19/2015	4,358	97	-	4,455	
Federal Agencies	313384QF9	FED HOME LN DISCOUNT NT	24,500,000	0.00	0.14	09/24/2015	12/08/2015	643	-	-	643	
Federal Agencies	313384QG7	FED HOME LN DISCOUNT NT	8,000,000	0.00	0.14	09/24/2015	12/09/2015	210	-	-	210	
Federal Agencies	313371ZY5	FEDERAL HOME LOAN BANK	25,000,000	1.88	1.89	12/03/2010	12/11/2015	39,063	294	-	39,357	
Federal Agencies	313371ZY5	FEDERAL HOME LOAN BANK	50,000,000	1.88	1.93	12/14/2010	12/11/2015	78,125	2,115	-	80,240	
Federal Agencies	3135G0SB0	FANNIE MAE	5,922,000	0.38	0.14	09/29/2015	12/21/2015	123	(76)	-	48	
Federal Agencies	313384QV4	FED HOME LN DISCOUNT NT	50,000,000	0.00	0.14	09/25/2015	12/22/2015	1,167	-	-	1,167	
Federal Agencies	313384RB7	FED HOME LN DISCOUNT NT	35,000,000	0.00	0.15	09/25/2015	12/28/2015	875	-	-	875	
Federal Agencies	313384RB7	FED HOME LN DISCOUNT NT	50,000,000	0.00	0.14	09/28/2015	12/28/2015	583	-	-	583	
Federal Agencies	31315KRJ1	FARMER MAC DISCOUNT NOTE	18,000,000	0.00	0.17	09/22/2015	01/04/2016	765	-	-	765	
Federal Agencies	3130A3P81	FEDERAL HOME LOAN BANK	25,000,000	0.25	0.25	12/29/2014	01/29/2016	5,208	-	-	5,208	
Federal Agencies	313384SV2	FED HOME LN DISCOUNT NT	12,000,000	0.00	0.20	09/21/2015	02/08/2016	667	-	-	667	
Federal Agencies	313375RN9	FEDERAL HOME LOAN BANK	22,200,000	1.00	0.82	04/13/2012	03/11/2016	18,500	(3,311)	-	15,189	
Federal Agencies	3133XXP43	FEDERAL HOME LOAN BANK	3,120,000	3.13	0.30	09/21/2015	03/11/2016	2,708	(2,413)	-	296	
Federal Agencies	3133XXP43	FEDERAL HOME LOAN BANK	14,000,000	3.13	0.41	12/12/2013	03/11/2016	36,458	(31,039)	-	5,419	
Federal Agencies	3133EAJU3	FEDERAL FARM CREDIT BANK	25,000,000	1.05	0.82	04/12/2012	03/28/2016	21,875	(4,580)	-	17,295	
Federal Agencies	3135G0VA8	FANNIE MAE	6,157,000	0.50	0.29	09/21/2015	03/30/2016	855	(351)	-	504	
Federal Agencies	3135G0VA8	FANNIE MAE	25,000,000	0.50	0.46	12/13/2013	03/30/2016	10,417	(797)	-	9,620	
Federal Agencies	31315PTF6	FARMER MAC	50,000,000	0.20	0.20	04/01/2013	04/01/2016	8,208	-	-	8,208	
Federal Agencies	3133792Z1	FEDERAL HOME LOAN BANK	20,000,000	0.81	0.82	04/18/2012	04/18/2016	13,500	160	-	13,660	
Federal Agencies	3133ECWT7	FEDERAL FARM CREDIT BANK	22,650,000	0.65	0.48	11/20/2013	05/09/2016	12,269	(3,213)	-	9,056	
Federal Agencies	3133EDB35	FEDERAL FARM CREDIT BANK	50,000,000	0.23	0.25	01/15/2014	06/02/2016	9,509	287	-	9,796	

## Monthly Investment Earnings Pooled Fund

Type of Investment	CUSIP	Issuer Name	Par Value	Coupon	YTM <sup>1</sup>	Settle Date	Maturity Date	Earned Interest	Amort. Expense	Realized Gain/(Loss)	Earned Income /Net Earnings
Federal Agencies	31315PB73	FARMER MAC	10,000,000	0.90	0.90	02/09/2012	06/09/2016	7,500	-	-	7,500
Federal Agencies	313373SZ6	FEDERAL HOME LOAN BANK	28,000,000	2.13	0.39	10/23/2014	06/10/2016	49,583	(39,789)	-	9,795
Federal Agencies	313771AA5	FEDERAL HOME LOAN BK IL	8,620,000	5.63	0.62	09/04/2014	06/13/2016	40,406	(35,218)	-	5,188
Federal Agencies	313771AA5	FEDERAL HOME LOAN BK IL	14,195,000	5.63	0.77	05/30/2013	06/13/2016	66,539	(55,786)	-	10,753
Federal Agencies	313771AA5	FEDERAL HOME LOAN BK IL	16,925,000	5.63	0.65	05/20/2013	06/13/2016	79,336	(68,247)	-	11,089
Federal Agencies	313771AA5	FEDERAL HOME LOAN BK IL	71,000,000	5.63	0.51	08/31/2015	06/13/2016	332,813	(296,411)	-	36,401
Federal Agencies	3133EDDP4	FEDERAL FARM CREDIT BANK	50,000,000	0.52	0.44	02/11/2014	06/17/2016	21,667	(2,170)	-	19,496
Federal Agencies	3130A1BK3	FEDERAL HOME LOAN BANK	25,000,000	0.50	0.50	03/24/2014	06/24/2016	10,417	-	-	10,417
Federal Agencies	3135G0XP3	FANNIE MAE	50,000,000	0.38	0.59	03/25/2014	07/05/2016	15,625	8,892	-	24,517
Federal Agencies	31315PA25	FARMER MAC	11,900,000	2.00	0.62	03/26/2013	07/27/2016	19,833	(13,302)	-	6,532
Federal Agencies	31315PA25	FARMER MAC	14,100,000	2.00	0.63	03/26/2013	07/27/2016	23,500	(15,633)	-	7,867
Federal Agencies	31315PA25	FARMER MAC	15,000,000	2.00	2.09	07/27/2011	07/27/2016	25,000	1,071	-	26,071
Federal Agencies	31315PA25	FARMER MAC	20,000,000	2.00	0.61	03/26/2014	07/27/2016	33,333	(22,600)	-	10,733
Federal Agencies	3135G0YE7	FANNIE MAE	50,000,000	0.63	0.52	03/17/2014	08/26/2016	26,042	(4,191)	-	21,850
Federal Agencies	31315PQB8	FARMER MAC	7,000,000	1.50	0.70	10/29/2013	09/01/2016	8,750	(4,516)	-	4,234
Federal Agencies	313370TW8	FEDERAL HOME LOAN BANK	25,000,000	2.00	1.39	10/11/2011	09/09/2016	41,667	(12,157)	-	29,510
Federal Agencies	313370TW8	FEDERAL HOME LOAN BANK	25,000,000	2.00	0.55	11/05/2014	09/09/2016	41,667	(29,471)	-	12,195
Federal Agencies	3133EDH21	FEDERAL FARM CREDIT BANK	50,000,000	0.23	0.24	03/14/2014	09/14/2016	9,208	209	-	9,418
Federal Agencies	3134G4XW3	FREDDIE MAC	25,000,000	0.60	0.60	03/26/2014	09/26/2016	12,500	-	-	12,500
Federal Agencies	3130A1CD8	FEDERAL HOME LOAN BANK	-	1.13	0.80	01/09/2015	09/28/2016	21,094	123,330	(137,500)	6,924
Federal Agencies	313378UB5	FEDERAL HOME LOAN BANK	5,000,000	1.13	0.51	10/23/2014	10/11/2016	4,708	(2,512)	-	2,197
Federal Agencies	3133EDJA1	FEDERAL FARM CREDIT BANK	25,000,000	0.22	0.25	04/11/2014	10/11/2016	4,578	205	-	4,783
Federal Agencies	3130A3CE2	FEDERAL HOME LOAN BANK	40,000,000	0.63	0.58	11/03/2014	10/14/2016	20,833	(1,350)	-	19,483
Federal Agencies	3137EADS5	FREDDIE MAC	25,000,000	0.88	0.57	03/03/2014	10/14/2016	18,229	(6,284)	-	11,945
Federal Agencies	3136G1WP0	FANNIE MAE	18,000,000	1.50	0.84	11/04/2013	11/04/2016	22,500	(14,402)	-	8,098
Federal Agencies	3134G5LS2	FREDDIE MAC	25,000,000	0.60	0.60	11/17/2014	11/17/2016	12,500	-	-	12,500
Federal Agencies	3130A3J70	FEDERAL HOME LOAN BANK	25,000,000	0.63	0.64	11/17/2014	11/23/2016	13,021	407	-	13,428
Federal Agencies	313381GA7	FEDERAL HOME LOAN BANK	23,100,000	0.57	0.57	11/30/2012	11/30/2016	10,973	(90)	-	10,882
Federal Agencies	313371PV2	FEDERAL HOME LOAN BANK	25,000,000	1.63	0.64	11/06/2014	12/09/2016	33,854	(20,144)	-	13,710
Federal Agencies	313371PV2	FEDERAL HOME LOAN BANK	25,000,000	1.63	0.65	12/04/2014	12/09/2016	33,854	(19,840)	-	14,014
Federal Agencies	313371PV2	FEDERAL HOME LOAN BANK	25,000,000	1.63	0.72	12/12/2014	12/09/2016	33,854	(18,441)	-	15,413
Federal Agencies	3130A12F4	FEDERAL HOME LOAN BANK	20,500,000	0.70	0.70	03/19/2014	12/19/2016	11,958	61	-	12,019
Federal Agencies	313381KR5	FEDERAL HOME LOAN BANK	-	0.63	0.63	12/28/2012	12/28/2016	6,328	-	-	6,328
Federal Agencies	313381KR5	FEDERAL HOME LOAN BANK	-	0.63	0.63	12/28/2012	12/28/2016	4,219	-	-	4,219
Federal Agencies	3134G5VG7	FREDDIE MAC	50,000,000	0.78	0.78	12/29/2014	12/29/2016	32,500	-	-	32,500
Federal Agencies	3130A3QU1	FEDERAL HOME LOAN BANK	8,000,000	0.75	0.75	12/30/2014	12/30/2016	5,000	-	-	5,000
Federal Agencies	3130A3QU1	FEDERAL HOME LOAN BANK	50,000,000	0.75	0.75	12/30/2014	12/30/2016	31,250	-	-	31,250
Federal Agencies	3134G33C2	FREDDIE MAC	50,000,000	0.60	0.60	01/03/2013	01/03/2017	25,000	-	-	25,000
Federal Agencies	3133ECB37	FEDERAL FARM CREDIT BANK	14,000,000	0.58	0.58	12/20/2012	01/12/2017	6,767	-	-	6,767
Federal Agencies	31315PWW5	FARMER MAC	49,500,000	1.01	1.02	05/04/2012	01/17/2017	41,663	432	-	42,094
Federal Agencies	3133EDRD6	FEDERAL FARM CREDIT BANK	50,000,000	0.20	0.22	12/12/2014	01/30/2017	8,067	715	-	8,783
Federal Agencies	3133786Q9	FEDERAL HOME LOAN BANK	67,780,000	1.00	0.72	01/10/2013	02/13/2017	56,483	(15,380)	-	41,103
Federal Agencies	3133EDFW7	FEDERAL FARM CREDIT BANK	50,000,000	0.25	0.25	02/27/2014	02/27/2017	10,512	-	-	10,512
Federal Agencies	3133782N0	FEDERAL HOME LOAN BANK	50,000,000	0.88	0.82	12/15/2014	03/10/2017	36,458	(2,151)	-	34,308
Federal Agencies	3133EDP30	FEDERAL FARM CREDIT BANK	26,000,000	0.24	0.21	10/03/2014	03/24/2017	5,184	(311)	-	4,874
Federal Agencies	3134G4XM5	FREDDIE MAC	25,000,000	0.78	0.78	03/28/2014	03/28/2017	16,250	-	-	16,250
Federal Agencies	3133EDZW5	FEDERAL FARM CREDIT BANK	25,000,000	0.21	0.21	10/29/2014	03/29/2017	4,517	9	-	4,526
Federal Agencies	31315PTQ2	FARMER MAC	12,500,000	1.26	1.36	04/10/2012	04/10/2017	13,125	998	-	14,123
Federal Agencies	3133ECLL6	FEDERAL FARM CREDIT BANK	10,000,000	0.60	0.60	04/17/2013	04/17/2017	5,000	-	-	5,000
Federal Agencies	31315PUQ0	FARMER MAC	10,500,000	1.13	1.13	04/26/2012	04/26/2017	9,844	-	-	9,844
Federal Agencies	3137EADF3	FREDDIE MAC	25,000,000	1.25	1.14	05/14/2012	05/12/2017	26,042	(2,188)	-	23,854
Federal Agencies	31315PZQ5	FARMER MAC	9,000,000	1.11	0.80	12/28/2012	06/05/2017	8,325	(2,262)	-	6,063

## Monthly Investment Earnings

### Pooled Fund

Type of Investment	CUSIP	Issuer Name	Par Value	Coupon	YTM <sup>1</sup>	Settle Date	Maturity	Earned	Amort.	Realized	Earned Income
							Date	Interest	Expense	Gain/(Loss)	/Net Earnings
Federal Agencies	313379FW4	FEDERAL HOME LOAN BANK	12,000,000	1.00	0.93	12/19/2014	06/09/2017	10,000	(690)	-	9,310
Federal Agencies	3130A3SL9	FEDERAL HOME LOAN BANK	25,000,000	0.95	1.02	12/30/2014	06/15/2017	19,792	1,345	-	21,136
Federal Agencies	3133EAUW6	FEDERAL FARM CREDIT BANK	50,000,000	0.36	0.36	06/19/2012	06/19/2017	14,625	-	-	14,625
Federal Agencies	3133EEGH7	FEDERAL FARM CREDIT BANK	8,400,000	0.93	0.94	12/26/2014	06/26/2017	6,510	88	-	6,598
Federal Agencies	3137EADH9	FREDDIE MAC	25,000,000	1.00	1.10	03/25/2014	06/29/2017	20,833	1,998	-	22,831
Federal Agencies	3134G5W50	FREDDIE MAC	50,000,000	1.00	1.00	12/30/2014	06/30/2017	41,667	-	-	41,667
Federal Agencies	3133ECV92	FEDERAL FARM CREDIT BANK	50,000,000	0.24	0.24	07/24/2013	07/24/2017	9,970	-	-	9,970
Federal Agencies	3133ECVG6	FEDERAL FARM CREDIT BANK	23,520,000	0.30	0.30	08/05/2013	07/26/2017	5,784	-	-	5,784
Federal Agencies	3135G0F24	FANNIE MAE	25,000,000	0.22	0.23	09/16/2015	08/16/2017	2,281	104	-	2,385
Federal Agencies	3133EEFX3	FEDERAL FARM CREDIT BANK	50,000,000	0.25	0.25	12/23/2014	08/23/2017	10,373	-	-	10,373
Federal Agencies	3134G5HS7	FREDDIE MAC	-	1.13	1.16	09/25/2014	09/25/2017	15,075	(6,254)	20,100	28,921
Federal Agencies	3137EADL0	FREDDIE MAC	25,000,000	1.00	1.22	03/25/2014	09/29/2017	20,833	4,482	-	25,315
Federal Agencies	3133EETS9	FEDERAL FARM CREDIT BANK	30,000,000	0.25	0.25	09/25/2015	10/19/2017	1,230	(5)	-	1,225
Federal Agencies	3136G03E9	FANNIE MAE	2,000,000	0.70	0.70	09/02/2015	11/08/2017	1,128	-	-	1,128
Federal Agencies	3133EEBR0	FEDERAL FARM CREDIT BANK	25,000,000	0.24	0.26	11/18/2014	11/13/2017	4,816	308	-	5,125
Federal Agencies	3133EEJ76	FEDERAL FARM CREDIT BANK	25,000,000	0.28	0.30	08/20/2015	11/13/2017	5,840	313	-	6,153
Federal Agencies	3134G44F2	FREDDIE MAC	50,000,000	0.80	0.80	05/21/2013	11/21/2017	33,333	-	-	33,333
Federal Agencies	3130A3HF4	FEDERAL HOME LOAN BANK	25,000,000	1.13	1.19	12/22/2014	12/08/2017	23,438	1,234	-	24,671
Federal Agencies	3133EEFE5	FEDERAL FARM CREDIT BANK	50,000,000	1.13	1.18	12/19/2014	12/18/2017	46,875	2,342	-	49,217
Federal Agencies	31315PZ28	FARMER MAC	46,000,000	1.20	1.20	12/22/2014	12/22/2017	46,000	-	-	46,000
Federal Agencies	3136G13Q0	FANNIE MAE	-	0.88	0.88	12/26/2012	12/26/2017	17,622	-	-	17,622
Federal Agencies	3136G13T4	FANNIE MAE	-	0.80	0.80	12/26/2012	12/26/2017	21,667	-	-	21,667
Federal Agencies	3134G32M1	FREDDIE MAC	50,000,000	1.00	1.00	12/28/2012	12/28/2017	41,667	-	-	41,667
Federal Agencies	3134G5VA0	FREDDIE MAC	25,000,000	1.25	1.25	12/29/2014	12/29/2017	26,042	-	-	26,042
Federal Agencies	3133EEMH0	FEDERAL FARM CREDIT BANK	4,000,000	0.25	0.25	05/27/2015	02/02/2018	827	16	-	843
Federal Agencies	3133EEMH0	FEDERAL FARM CREDIT BANK	35,000,000	0.25	0.27	02/02/2015	02/02/2018	7,240	578	-	7,817
Federal Agencies	3133EEAN0	FEDERAL FARM CREDIT BANK	25,000,000	0.24	0.24	11/05/2014	02/05/2018	5,051	-	-	5,051
Federal Agencies	3133EEAN0	FEDERAL FARM CREDIT BANK	25,000,000	0.24	0.26	11/05/2014	02/05/2018	5,051	208	-	5,260
Federal Agencies	3133EEAN0	FEDERAL FARM CREDIT BANK	50,000,000	0.24	0.26	11/05/2014	02/05/2018	10,103	415	-	10,518
Federal Agencies	3135G0UN1	FANNIE MAE	8,770,000	1.15	1.32	02/26/2014	02/28/2018	8,405	1,160	-	9,565
Federal Agencies	3135G0UN1	FANNIE MAE	19,000,000	1.15	1.32	02/26/2014	02/28/2018	18,208	2,513	-	20,721
Federal Agencies	3133EEN71	FEDERAL FARM CREDIT BANK	50,000,000	0.23	0.24	05/22/2015	03/22/2018	9,751	217	-	9,968
Federal Agencies	3133EEQ86	FEDERAL FARM CREDIT BANK	50,000,000	0.23	0.25	05/27/2015	03/26/2018	9,653	624	-	10,277
Federal Agencies	3133EEQ86	FEDERAL FARM CREDIT BANK	50,000,000	0.23	0.25	05/29/2015	03/26/2018	9,653	625	-	10,278
Federal Agencies	3133EEZC7	FEDERAL FARM CREDIT BANK	50,000,000	0.26	0.26	04/16/2015	04/16/2018	10,554	207	-	10,762
Federal Agencies	31315PZM4	FARMER MAC	24,600,000	0.88	0.88	05/03/2013	05/03/2018	17,938	-	-	17,938
Federal Agencies	3133EEU40	FEDERAL FARM CREDIT BANK	69,000,000	0.24	0.24	06/03/2015	05/03/2018	13,820	144	-	13,964
Federal Agencies	3135G0WJ8	FANNIE MAE	25,000,000	0.88	1.05	05/23/2013	05/21/2018	18,229	3,512	-	21,741
Federal Agencies	3133EFCT2	FEDERAL FARM CREDIT BANK	25,000,000	0.25	0.25	09/08/2015	06/08/2018	4,061	-	-	4,061
Federal Agencies	3133EFCT2	FEDERAL FARM CREDIT BANK	50,000,000	0.25	0.25	09/08/2015	06/08/2018	8,122	-	-	8,122
Federal Agencies	3133EEW48	FEDERAL FARM CREDIT BANK	50,000,000	0.25	0.25	06/11/2015	06/11/2018	10,198	109	-	10,307
Federal Agencies	3130A4MX7	FEDERAL HOME LOAN BANK	-	0.50	0.50	03/27/2015	06/25/2018	1,333	-	-	1,333
Federal Agencies	3134G5ZZ1	FREDDIE MAC	25,000,000	1.00	1.00	01/30/2015	07/30/2018	20,833	-	-	20,833
Federal Agencies	3130A4GL0	FEDERAL HOME LOAN BANK	15,000,000	1.33	1.33	03/18/2015	09/18/2018	16,625	-	-	16,625
Federal Agencies	3134G7WW7	FREDDIE MAC	25,000,000	0.75	0.75	09/28/2015	09/28/2018	1,563	-	-	1,563
Federal Agencies	3136G2NZ6	FANNIE MAE	25,000,000	0.50	0.50	09/30/2015	09/28/2018	347	-	-	347
Federal Agencies	3136G2NZ6	FANNIE MAE	25,000,000	0.50	0.50	09/30/2015	09/28/2018	347	-	-	347
Federal Agencies	3134G6RP0	FREDDIE MAC	50,000,000	1.00	1.01	04/24/2015	10/24/2018	41,667	352	-	42,019
Federal Agencies	31315PS59	FARMER MAC	-	0.42	0.42	03/03/2015	12/03/2018	1,174	-	-	1,174
Federal Agencies	31315PW96	FARMER MAC	-	0.40	0.40	03/03/2015	12/03/2018	1,118	-	-	1,118
Federal Agencies	3134G4LZ9	FREDDIE MAC	50,000,000	0.88	0.88	12/10/2013	12/10/2018	36,458	-	-	36,458
Federal Agencies	3136G2C39	FANNIE MAE	15,000,000	1.63	1.63	12/30/2014	12/28/2018	20,313	-	-	20,313

# Monthly Investment Earnings

## Pooled Fund

Type of Investment	CUSIP	Issuer Name	Par Value	Coupon	YTM <sup>1</sup>	Settle Date	Maturity Date	Earned Interest	Amort. Expense	Realized Gain/(Loss)	Earned Income /Net Earnings
Federal Agencies	31315PJ26	FARMER MAC	-	0.40	0.40	12/02/2014	12/02/2019	561	-	-	561
Federal Agencies	3130A4HA3	FEDERAL HOME LOAN BANK	-	1.25	1.25	03/18/2015	03/18/2020	14,757	-	-	14,757
Federal Agencies	3134G6KV4	FREDDIE MAC	-	1.63	1.63	03/25/2015	03/25/2020	16,250	-	-	16,250
Federal Agencies	3132X0AT8	FARMER MAC	41,000,000	0.34	0.34	06/05/2015	06/02/2020	11,556	-	-	11,556
Federal Agencies	3134G7QX2	FREDDIE MAC	11,865,000	0.75	0.75	08/27/2015	08/27/2020	7,416	-	-	7,416
<b>Subtotals</b>			<b>\$ 3,730,184,000</b>					<b>\$ 2,799,009</b>	<b>\$ (553,877)</b>	<b>\$ (117,400)</b>	<b>\$ 2,127,732</b>
State/Local Agencies	13063BHZ8	CALIFORNIA ST	\$ 5,000,000	3.95	0.35	08/19/2014	11/01/2015	\$ 16,458	\$ (14,713)	\$ -	\$ 1,745
State/Local Agencies	64966GXS6	NEW YORK NY	12,255,000	5.13	0.66	04/01/2013	12/01/2015	52,390	(44,522)	-	7,868
State/Local Agencies	13063BN73	CALIFORNIA ST	3,500,000	1.05	0.45	09/21/2015	02/01/2016	1,021	(568)	-	452
State/Local Agencies	13063BN73	CALIFORNIA ST	7,000,000	1.05	0.48	12/19/2014	02/01/2016	6,125	(3,250)	-	2,875
State/Local Agencies	13063BN73	CALIFORNIA ST	11,000,000	1.05	0.91	03/27/2013	02/01/2016	9,625	(1,071)	-	8,554
State/Local Agencies	13063BN73	CALIFORNIA ST	15,825,000	1.05	0.43	09/03/2015	02/01/2016	12,924	(7,453)	-	5,470
State/Local Agencies	13063BN73	CALIFORNIA ST	21,000,000	1.05	0.40	03/31/2015	02/01/2016	18,375	(11,081)	-	7,294
State/Local Agencies	91412GUT0	UNIV OF CALIFORNIA CA REVENU	2,500,000	0.63	0.63	04/10/2014	05/15/2016	1,321	-	-	1,321
State/Local Agencies	612574DR1	MONTEREY PENINSULA CA CMNT	2,670,000	0.98	0.98	05/07/2013	08/01/2016	2,185	-	-	2,185
State/Local Agencies	13063CPM6	CALIFORNIA ST	44,000,000	0.75	0.69	12/09/2014	11/01/2016	27,500	(2,000)	-	25,500
State/Local Agencies	91412GUU7	UNIV OF CALIFORNIA CA REVENU	3,250,000	1.22	1.22	04/10/2014	05/15/2017	3,310	-	-	3,310
State/Local Agencies	13063CFC9	CALIFORNIA ST	16,500,000	1.75	1.66	11/05/2013	11/01/2017	24,063	(1,213)	-	22,850
State/Local Agencies	13063CPN4	CALIFORNIA ST	5,000,000	1.25	1.22	12/22/2014	11/01/2017	5,208	(131)	-	5,078
State/Local Agencies	13063CPN4	CALIFORNIA ST	50,000,000	1.25	1.17	11/25/2014	11/01/2017	52,083	(3,400)	-	48,683
State/Local Agencies	6055804W6	MISSISSIPPI ST	8,500,000	6.09	1.38	04/23/2015	10/01/2019	43,130	(31,767)	-	11,364
<b>Subtotals</b>			<b>\$ 208,000,000</b>					<b>\$ 275,718</b>	<b>\$ (121,170)</b>	<b>\$ -</b>	<b>\$ 154,548</b>
Public Time Deposits	PP7QLOE87	TRANS-PAC NATIONAL BK	\$ 240,000	0.58	0.58	03/20/2015	03/21/2016	\$ 114	\$ -	\$ -	\$ 114
Public Time Deposits	PPRNET9Q5	BANK OF SAN FRANCISCO	240,000	0.56	0.56	04/09/2015	04/11/2016	112	-	-	112
Public Time Deposits	PP9302V13	PREFERRED BANK LA CALIF	240,000	0.59	0.59	05/15/2015	05/16/2016	118	-	-	118
Public Time Deposits	PP0OBERR6	UMPQUA BANK	240,000	0.60	0.60	06/29/2015	06/29/2016	118	-	-	118
Public Time Deposits	PP6J1O5Z6	IND & COMM BK OF CHINA	240,000	0.72	0.72	08/10/2015	08/10/2016	142	-	-	142
<b>Subtotals</b>			<b>\$ 1,200,000</b>					<b>\$ 605</b>	<b>\$ -</b>	<b>\$ -</b>	<b>\$ 605</b>
Negotiable CDs	06366CU89	BANK OF MONTREAL CHICAGO	\$ 50,000,000	0.28	0.28	06/01/2015	12/01/2015	\$ 11,542	\$ -	\$ -	\$ 11,542
Negotiable CDs	78009NSA5	ROYAL BANK OF CANADA NY	25,000,000	0.37	0.37	09/16/2014	03/10/2016	7,595	-	-	7,595
Negotiable CDs	78009NTW6	ROYAL BANK OF CANADA NY	100,000,000	0.32	0.32	04/08/2015	04/08/2016	26,453	-	-	26,453
Negotiable CDs	96121TWJ3	WESTPAC BANKING CORP NY	25,000,000	0.45	0.45	04/24/2014	04/25/2016	9,273	-	-	9,273
Negotiable CDs	96121TWK0	WESTPAC BANKING CORP NY	50,000,000	0.42	0.42	04/24/2014	04/25/2016	17,470	-	-	17,470
Negotiable CDs	06417HKT2	BANK OF NOVA SCOTIA HOUS	25,000,000	0.50	0.56	05/09/2014	05/09/2016	10,446	430	-	10,876
Negotiable CDs	78009NVT0	ROYAL BANK OF CANADA NY	25,000,000	0.43	0.43	08/07/2015	08/08/2016	8,915	-	-	8,915
Negotiable CDs	06366CWA2	BANK OF MONTREAL CHICAGO YC	25,000,000	0.45	0.45	02/12/2015	08/12/2016	9,174	-	-	9,174
Negotiable CDs	06366CA32	BANK OF MONTREAL CHICAGO	25,000,000	0.46	0.46	03/31/2015	09/23/2016	9,562	-	-	9,562
Negotiable CDs	06366CA32	BANK OF MONTREAL CHICAGO	50,000,000	0.46	0.46	03/31/2015	09/23/2016	19,123	-	-	19,123
Negotiable CDs	06417HUW4	BANK OF NOVA SCOTIA HOUS	50,000,000	0.53	0.53	09/25/2014	09/23/2016	20,551	-	-	20,551
Negotiable CDs	06366CC48	BANK OF MONTREAL CHICAGO	50,000,000	0.46	0.46	04/07/2015	10/07/2016	19,080	-	-	19,080
Negotiable CDs	06417HVR4	BANK OF NOVA SCOTIA HOUS	50,000,000	0.48	0.48	10/07/2014	10/07/2016	20,179	-	-	20,179
Negotiable CDs	78009NSX5	ROYAL BANK OF CANADA NY	100,000,000	0.47	0.47	12/15/2014	12/15/2016	38,821	-	-	38,821
Negotiable CDs	06417HE36	BANK OF NOVA SCOTIA HOUS	25,000,000	0.61	0.61	02/23/2015	02/23/2017	12,690	-	-	12,690
Negotiable CDs	06417HE36	BANK OF NOVA SCOTIA HOUS	25,000,000	0.61	0.61	02/23/2015	02/23/2017	12,690	-	-	12,690
Negotiable CDs	06427EDJ7	BANK OF MONTREAL CHICAGO	25,000,000	0.61	0.61	09/17/2015	03/17/2017	5,904	-	-	5,904
Negotiable CDs	06417HUR5	BANK OF NOVA SCOTIA HOUS	50,000,000	0.60	0.60	09/25/2014	09/25/2017	23,321	-	-	23,321
<b>Subtotals</b>			<b>\$ 775,000,000</b>					<b>\$ 282,787</b>	<b>\$ 430</b>	<b>\$ -</b>	<b>\$ 283,217</b>
Commercial Paper	06538CW15	BANK TOKYO-MIT UFJ NY	\$ -	0.00	0.16	08/25/2015	09/01/2015	\$ -	\$ -	\$ -	\$ -

## Monthly Investment Earnings Pooled Fund

Type of Investment	CUSIP	Issuer Name	Par Value	Coupon	YTM <sup>1</sup>	Settle Date	Maturity Date	Earned Interest	Amort. Expense	Realized Gain/(Loss)	Earned Income /Net Earnings
Commercial Paper	62478YW12	MUFG UNION BANK NA	-	0.00	0.05	08/31/2015	09/01/2015	-	-	-	-
Commercial Paper	06538CW23	BANK TOKYO-MIT UFJ NY	-	0.00	0.16	08/26/2015	09/02/2015	444	-	-	444
Commercial Paper	62478YW38	MUFG UNION BANK NA	-	0.00	0.10	09/02/2015	09/03/2015	278	-	-	278
Commercial Paper	62478YW46	MUFG UNION BANK NA	-	0.00	0.08	09/03/2015	09/04/2015	178	-	-	178
Commercial Paper	06538CW80	BANK TOKYO-MIT UFJ NY	-	0.00	0.16	09/01/2015	09/08/2015	3,111	-	-	3,111
Commercial Paper	62478YW87	MUFG UNION BANK NA	-	0.00	0.08	09/04/2015	09/08/2015	667	-	-	667
Commercial Paper	06538CW98	BANK TOKYO-MIT UFJ NY	-	0.00	0.17	09/02/2015	09/09/2015	3,306	-	-	3,306
Commercial Paper	62478YWB0	MUFG UNION BANK NA	-	0.00	0.08	09/10/2015	09/11/2015	111	-	-	111
Commercial Paper	06538CWG2	BANK TOKYO-MIT UFJ NY	-	0.00	0.16	09/09/2015	09/16/2015	3,111	-	-	3,111
Commercial Paper	62478YWH7	MUFG UNION BANK NA	-	0.00	0.10	09/16/2015	09/17/2015	278	-	-	278
Commercial Paper	62478YWM6	MUFG UNION BANK NA	-	0.00	0.10	09/18/2015	09/21/2015	250	-	-	250
Commercial Paper	06538CWN7	BANK TOKYO-MIT UFJ NY	-	0.00	0.17	09/11/2015	09/22/2015	5,194	-	-	5,194
Commercial Paper	62478YWN4	MUFG UNION BANK NA	-	0.00	0.10	09/21/2015	09/22/2015	97	-	-	97
Commercial Paper	06538CWQ0	BANK OF TOKYO-MIT UFJ NY	-	0.00	0.17	09/17/2015	09/24/2015	3,306	-	-	3,306
Commercial Paper	19416FWR1	COLGATE-PALMOLIVE CO	-	0.00	0.11	09/03/2015	09/25/2015	1,681	-	-	1,681
Commercial Paper	45920GWR3	IBM CORP	-	0.00	0.12	08/19/2015	09/25/2015	2,840	-	-	2,840
Commercial Paper	62478YWR5	MUFG UNION BANK NA	-	0.00	0.10	09/24/2015	09/25/2015	125	-	-	125
Commercial Paper	45920GWU6	IBM CORP	-	0.00	0.12	08/27/2015	09/28/2015	5,161	-	-	5,161
Commercial Paper	06538CWW9	BANK TOKYO-MIT UFJ NY	-	0.00	0.17	09/22/2015	09/29/2015	1,653	-	-	1,653
Commercial Paper	19416FWV2	COLGATE-PALMOLIVE CO	-	0.00	0.10	09/25/2015	09/29/2015	278	-	-	278
Commercial Paper	59515NWW9	MICROSOFT CORP	-	0.00	0.12	08/19/2015	09/30/2015	4,833	-	-	4,833
Commercial Paper	59515NWW9	MICROSOFT CORP	-	0.00	0.12	08/20/2015	09/30/2015	4,833	-	-	4,833
Commercial Paper	06538CX22	BANK TOKYO-MIT UFJ NY	50,000,000	0.00	0.12	09/25/2015	10/02/2015	1,000	-	-	1,000
Commercial Paper	06538CX63	BANK TOKYO-MIT UFJ NY	90,000,000	0.00	0.11	09/28/2015	10/06/2015	825	-	-	825
Commercial Paper	06538CX71	BANK TOKYO-MIT UFJ NY	50,000,000	0.00	0.11	09/29/2015	10/07/2015	306	-	-	306
Commercial Paper	59515NXL2	MICROSOFT CORP	100,000,000	0.00	0.17	08/31/2015	10/20/2015	14,167	-	-	14,167
Commercial Paper	59515NXV0	MICROSOFT CORP	25,000,000	0.00	0.18	09/02/2015	10/29/2015	3,625	-	-	3,625
Commercial Paper	06538CZM6	BANK TOKYO-MIT UFJ NY	50,000,000	0.00	0.32	09/22/2015	12/21/2015	4,000	-	-	4,000
Commercial Paper	06538CZM6	BANK TOKYO-MIT UFJ NY	50,000,000	0.00	0.31	09/24/2015	12/21/2015	3,014	-	-	3,014
<b>Subtotals</b>			<b>\$ 415,000,000</b>					<b>\$ 68,670</b>	<b>\$ -</b>	<b>\$ -</b>	<b>\$ 68,670</b>
Medium Term Notes	594918AG9	MICROSOFT CORP	\$ -	1.63	0.39	10/30/2013	09/25/2015	\$ 3,452	\$ (2,565)	\$ -	\$ 887
Medium Term Notes	961214BW2	WESTPAC BANKING CORP	-	1.13	0.35	09/15/2014	09/25/2015	7,614	(5,133)	-	2,481
Medium Term Notes	369604BE2	GENERAL ELECTRIC CO	8,000,000	0.85	0.46	05/07/2014	10/09/2015	5,667	(2,520)	-	3,147
Medium Term Notes	369604BE2	GENERAL ELECTRIC CO	9,300,000	0.85	0.40	05/19/2014	10/09/2015	6,588	(3,444)	-	3,144
Medium Term Notes	369604BE2	GENERAL ELECTRIC CO	10,000,000	0.85	0.42	03/05/2014	10/09/2015	7,083	(3,551)	-	3,533
Medium Term Notes	06366RJH9	BANK OF MONTREAL	8,500,000	0.80	0.56	03/27/2014	11/06/2015	5,667	(1,654)	-	4,013
Medium Term Notes	36962G4T8	GENERAL ELEC CAP CORP	7,000,000	2.25	0.48	05/12/2014	11/09/2015	13,125	(10,104)	-	3,021
Medium Term Notes	742718DS5	PROCTER & GAMBLE MTN	10,000,000	1.80	0.41	03/12/2014	11/15/2015	15,000	(11,349)	-	3,651
Medium Term Notes	742718DS5	PROCTER & GAMBLE MTN	23,025,000	1.80	0.34	03/07/2014	11/15/2015	34,538	(27,362)	-	7,176
Medium Term Notes	459200GU9	IBM CORP	19,579,000	2.00	0.48	02/11/2014	01/05/2016	32,632	(24,275)	-	8,357
Medium Term Notes	46625HHW3	JPMORGAN CHASE & CO	12,836,000	2.60	0.75	02/11/2015	01/15/2016	27,811	(19,436)	-	8,375
Medium Term Notes	064255AK8	BK TOKYO-MITSUBISHI UFJ	10,000,000	0.78	0.07	03/17/2014	02/26/2016	6,513	(1,511)	-	5,003
Medium Term Notes	36962G2V5	GENERAL ELEC CAP CORP	17,689,000	0.51	0.40	05/19/2014	05/11/2016	7,541	(595)	-	6,947
Medium Term Notes	36962G6Z2	GENERAL ELEC CAP CORP	30,740,000	1.50	0.65	07/22/2015	07/12/2016	38,425	(21,293)	-	17,132
Medium Term Notes	36962G7A6	GENERAL ELEC CAP CORP	18,194,000	0.94	0.22	04/01/2015	07/12/2016	14,191	(8,364)	-	5,827
Medium Term Notes	36962G7A6	GENERAL ELEC CAP CORP	27,651,000	0.94	0.20	03/23/2015	07/12/2016	21,568	(12,743)	-	8,825
Medium Term Notes	06366RPS8	BANK OF MONTREAL	35,000,000	0.81	0.43	07/31/2015	07/15/2016	23,590	(10,890)	-	12,700
Medium Term Notes	064159CQ7	BANK OF NOVA SCOTIA	16,483,000	1.38	0.78	02/13/2015	07/15/2016	18,887	(8,038)	-	10,849
Medium Term Notes	89114QAL2	TORONTO-DOMINION BANK	18,930,000	0.79	0.34	12/15/2014	09/09/2016	12,292	(4,076)	-	8,216
Medium Term Notes	89114QAL2	TORONTO-DOMINION BANK	24,000,000	0.79	0.36	03/02/2015	09/09/2016	15,584	(5,581)	-	10,003
Medium Term Notes	89236TBU8	TOYOTA MOTOR CREDIT CORP	14,150,000	0.43	0.46	12/09/2014	09/23/2016	4,637	214	-	4,851

## Monthly Investment Earnings Pooled Fund

Type of Investment	CUSIP	Issuer Name	Par Value	Coupon	YTM <sup>1</sup>	Settle Date	Maturity Date	Earned Interest	Amort. Expense	Realized Gain/(Loss)	Earned Income /Net Earnings
Medium Term Notes	89236TBU8	TOYOTA MOTOR CREDIT CORP	28,150,000	0.43	0.45	02/11/2015	09/23/2016	9,224	358	-	9,582
Medium Term Notes	89236TBU8	TOYOTA MOTOR CREDIT CORP	50,000,000	0.43	0.43	09/23/2014	09/23/2016	16,384	-	-	16,384
Medium Term Notes	89236TBV6	TOYOTA MOTOR CREDIT CORP	47,500,000	0.39	0.39	09/25/2014	09/23/2016	15,306	-	-	15,306
Medium Term Notes	9612E0DB0	WESTPAC BANKING CORP	50,000,000	0.45	0.45	10/10/2014	10/07/2016	18,663	-	-	18,663
Medium Term Notes	89236TCL7	TOYOTA MOTOR CREDIT CORP	50,000,000	0.39	0.39	04/14/2015	10/14/2016	16,075	-	-	16,075
Medium Term Notes	36967FAB7	GENERAL ELEC CAP CORP	20,000,000	0.56	0.56	01/09/2015	01/09/2017	9,388	-	-	9,388
Medium Term Notes	36962G2F0	GENERAL ELEC CAP CORP	3,791,000	0.49	0.52	04/08/2015	02/15/2017	1,550	82	-	1,632
Medium Term Notes	36962G2F0	GENERAL ELEC CAP CORP	4,948,000	0.49	0.56	04/01/2015	02/15/2017	2,022	229	-	2,252
Medium Term Notes	89236TCC7	TOYOTA MOTOR CREDIT CORP	10,000,000	0.51	0.47	04/14/2015	02/16/2017	4,254	(280)	-	3,974
Medium Term Notes	89236TCC7	TOYOTA MOTOR CREDIT CORP	50,000,000	0.51	0.51	02/20/2015	02/16/2017	21,271	-	-	21,271
<b>Subtotals</b>			<b>\$ 635,466,000</b>					<b>\$ 436,539</b>	<b>\$ (183,878)</b>	<b>\$ -</b>	<b>\$ 252,661</b>
Money Market Funds	09248U718	BLACKROCK LIQUIDITY FUNDS T-	\$ 5,001,745	0.01	0.01	09/30/2015	10/01/2015	\$ 41	\$ -	\$ -	\$ 41
Money Market Funds	316175108	FIDELITY INSTITUTIONAL MONEY	\$ 5,004,171	0.01	0.01	09/30/2015	10/01/2015	41	-	-	41
Money Market Funds	61747C707	MORGAN STANLEY INSTITUTIONA	100,120,736	0.04	0.04	09/30/2015	10/01/2015	3,292	-	-	3,292
<b>Subtotals</b>			<b>\$ 110,126,652</b>					<b>\$ 3,374</b>	<b>\$ -</b>	<b>\$ -</b>	<b>\$ 3,374</b>
<b>Grand Totals</b>			<b>\$ 6,349,976,652</b>					<b>\$ 4,292,052</b>	<b>\$ (818,135)</b>	<b>\$ (117,400)</b>	<b>\$ 3,356,517</b>

<sup>1</sup> Yield to maturity is calculated at purchase



# Investment Transactions

## Pooled Fund

For month ended September 30, 2015

Transaction	Settle Date	Maturity	Type of Investment	Issuer Name	CUSIP	Par Value	Coupon	YTM	Price	Interest	Transaction
Purchase	09/01/2015	09/08/2015	Commercial Paper	BANK TOKYO-MIT UFJ NY	06538CW80	\$ 100,000,000	0.00	0.16	\$ 100.00	\$ -	\$ 99,996,889
Purchase	09/01/2015	10/01/2015	Money Market Funds	BLACKROCK LIQUIDITY FUND	09248U718	42	0.01	0.01	100.00	-	42
Purchase	09/02/2015	09/09/2015	Commercial Paper	BANK TOKYO-MIT UFJ NY	06538CW98	100,000,000	0.00	0.17	100.00	-	99,996,694
Purchase	09/02/2015	11/08/2017	Federal Agencies	FANNIE MAE	3136G03E9	2,000,000	0.70	0.70	100.00	4,433	2,004,433
Purchase	09/02/2015	10/29/2015	Commercial Paper	MICROSOFT CORP	59515NXV0	25,000,000	0.00	0.18	99.97	-	24,992,875
Purchase	09/02/2015	09/03/2015	Commercial Paper	MUFG UNION BANK NA	62478YW38	100,000,000	0.00	0.10	100.00	-	99,999,722
Purchase	09/03/2015	02/01/2016	State/Local Agencies	CALIFORNIA ST	13063BN73	15,825,000	1.05	0.43	100.25	14,770	15,879,966
Purchase	09/03/2015	09/25/2015	Commercial Paper	COLGATE-PALMOLIVE CO	19416FWR1	25,000,000	0.00	0.11	99.99	-	24,998,319
Purchase	09/03/2015	10/02/2015	Federal Agencies	FED HOME LN DISCOUNT NT	313384ML0	50,000,000	0.00	0.07	99.99	-	49,997,181
Purchase	09/03/2015	10/07/2015	Federal Agencies	FED HOME LN DISCOUNT NT	313384MR7	19,360,000	0.00	0.08	99.99	-	19,358,629
Purchase	09/03/2015	09/04/2015	Commercial Paper	MUFG UNION BANK NA	62478YW46	80,000,000	0.00	0.08	100.00	-	79,999,822
Purchase	09/04/2015	09/23/2015	Federal Agencies	FED HOME LN DISCOUNT NT	313384MB2	56,000,000	0.00	0.06	100.00	-	55,998,227
Purchase	09/04/2015	09/08/2015	Commercial Paper	MUFG UNION BANK NA	62478YW87	75,000,000	0.00	0.08	100.00	-	74,999,333
Purchase	09/08/2015	06/08/2018	Federal Agencies	FEDERAL FARM CREDIT BANK	3133EFCT2	25,000,000	0.25	0.25	100.00	-	25,000,000
Purchase	09/08/2015	06/08/2018	Federal Agencies	FEDERAL FARM CREDIT BANK	3133EFCT2	50,000,000	0.25	0.25	100.00	-	50,000,000
Purchase	09/09/2015	09/16/2015	Commercial Paper	BANK TOKYO-MIT UFJ NY	06538CWG2	100,000,000	0.00	0.16	100.00	-	99,996,889
Purchase	09/10/2015	09/11/2015	Commercial Paper	MUFG UNION BANK NA	62478YWB0	50,000,000	0.00	0.08	100.00	-	49,999,889
Purchase	09/11/2015	09/22/2015	Commercial Paper	BANK TOKYO-MIT UFJ NY	06538CWN7	100,000,000	0.00	0.17	99.99	-	99,994,806
Purchase	09/16/2015	08/16/2017	Federal Agencies	FANNIE MAE	3135G0F24	25,000,000	0.22	0.23	99.98	-	24,995,153
Purchase	09/16/2015	09/17/2015	Commercial Paper	MUFG UNION BANK NA	62478YWH7	100,000,000	0.00	0.10	100.00	-	99,999,722
Purchase	09/17/2015	03/17/2017	Negotiable CDs	BANK OF MONTREAL CHICAGO	06427EDJ7	25,000,000	0.61	0.61	100.00	-	25,000,000
Purchase	09/17/2015	09/24/2015	Commercial Paper	BANK OF TOKYO-MIT UFJ NY	06538CWQ0	100,000,000	0.00	0.17	100.00	-	99,996,694
Purchase	09/18/2015	09/21/2015	Commercial Paper	MUFG UNION BANK NA	62478YWM6	30,000,000	0.00	0.10	100.00	-	29,999,750
Purchase	09/21/2015	02/01/2016	State/Local Agencies	CALIFORNIA ST	13063BN73	3,500,000	1.05	0.45	100.22	5,104	3,512,664
Purchase	09/21/2015	02/08/2016	Federal Agencies	FED HOME LN DISCOUNT NT	313384SV2	12,000,000	0.00	0.20	99.92	-	11,990,667
Purchase	09/21/2015	03/11/2016	Federal Agencies	FEDERAL HOME LOAN BANK	3133XP43	3,120,000	3.13	0.30	101.33	2,708	3,164,204
Purchase	09/21/2015	03/30/2016	Federal Agencies	FANNIE MAE	3135G0VA8	6,157,000	0.50	0.29	100.11	14,623	6,178,334
Purchase	09/21/2015	09/22/2015	Commercial Paper	MUFG UNION BANK NA	62478YWN4	35,000,000	0.00	0.10	100.00	-	34,999,903
Purchase	09/22/2015	09/29/2015	Commercial Paper	BANK TOKYO-MIT UFJ NY	06538CWW9	50,000,000	0.00	0.17	100.00	-	49,998,347
Purchase	09/22/2015	12/21/2015	Commercial Paper	BANK TOKYO-MIT UFJ NY	06538CZM6	50,000,000	0.00	0.32	99.92	-	49,960,000
Purchase	09/22/2015	01/04/2016	Federal Agencies	FARMER MAC DISCOUNT NOTE	31315KRJ1	18,000,000	0.00	0.17	99.95	-	17,991,160
Purchase	09/24/2015	12/21/2015	Commercial Paper	BANK TOKYO-MIT UFJ NY	06538CZM6	50,000,000	0.00	0.31	99.92	-	49,962,111
Purchase	09/24/2015	12/08/2015	Federal Agencies	FED HOME LN DISCOUNT NT	313384QF9	24,500,000	0.00	0.14	99.97	-	24,493,109
Purchase	09/24/2015	12/09/2015	Federal Agencies	FED HOME LN DISCOUNT NT	313384QG7	8,000,000	0.00	0.14	99.97	-	7,997,720
Purchase	09/24/2015	10/26/2015	Federal Agencies	FANNIE MAE	31398A4M1	6,500,000	1.63	0.13	100.13	43,424	6,552,049
Purchase	09/24/2015	09/25/2015	Commercial Paper	MUFG UNION BANK NA	62478YWR5	45,000,000	0.00	0.10	100.00	-	44,999,875
Purchase	09/25/2015	10/02/2015	Commercial Paper	BANK TOKYO-MIT UFJ NY	06538CX22	50,000,000	0.00	0.12	100.00	-	49,998,833
Purchase	09/25/2015	09/29/2015	Commercial Paper	COLGATE-PALMOLIVE CO	19416FWV2	25,000,000	0.00	0.10	100.00	-	24,999,722
Purchase	09/25/2015	12/22/2015	Federal Agencies	FED HOME LN DISCOUNT NT	313384QV4	50,000,000	0.00	0.14	99.97	-	49,982,889
Purchase	09/25/2015	12/28/2015	Federal Agencies	FED HOME LN DISCOUNT NT	313384RB7	35,000,000	0.00	0.15	99.96	-	34,986,292
Purchase	09/25/2015	10/19/2017	Federal Agencies	FEDERAL FARM CREDIT BANK	3133EETS9	30,000,000	0.25	0.25	100.00	1,230	30,001,830
Purchase	09/28/2015	10/06/2015	Commercial Paper	BANK TOKYO-MIT UFJ NY	06538CX63	90,000,000	0.00	0.11	100.00	-	89,997,800
Purchase	09/28/2015	12/28/2015	Federal Agencies	FED HOME LN DISCOUNT NT	313384RB7	50,000,000	0.00	0.14	99.96	-	49,982,306
Purchase	09/28/2015	09/28/2018	Federal Agencies	FREDDIE MAC	3134G7WWW7	25,000,000	0.75	0.75	100.00	-	25,000,000
Purchase	09/29/2015	10/07/2015	Commercial Paper	BANK TOKYO-MIT UFJ NY	06538CX71	50,000,000	0.00	0.11	100.00	-	49,998,778
Purchase	09/29/2015	12/21/2015	Federal Agencies	FANNIE MAE	3135G0SB0	5,922,000	0.38	0.14	100.05	6,045	5,931,184
Purchase	09/30/2015	09/28/2018	Federal Agencies	FANNIE MAE	3136G2NZ6	25,000,000	0.50	0.50	100.00	-	25,000,000
Purchase	09/30/2015	09/28/2018	Federal Agencies	FANNIE MAE	3136G2NZ6	25,000,000	0.50	0.50	100.00	-	25,000,000
Purchase	09/30/2015	10/01/2015	Money Market Funds	FIDELITY INSTITUTIONAL M	316175108	41	0.01	0.01	100.00	-	41
Purchase	09/30/2015	10/01/2015	Money Market Funds	MORGAN STANLEY INSTITUTI	61747C707	3,292	0.04	0.04	100.00	-	3,292
<b>Subtotals</b>						<b>\$ 2,025,887,375</b>	<b>0.07</b>	<b>0.17</b>	<b>\$ 100.00</b>	<b>\$ 92,338</b>	<b>\$ 2,025,888,146</b>

## Investment Transactions Pooled Fund

Transaction	Settle Date	Maturity	Type of Investment	Issuer Name	CUSIP	Par Value	Coupon	YTM	Price	Interest	Transaction
Call	09/02/2015	12/02/2019	Federal Agencies	FARMER MAC	31315PJ26	\$ 50,000,000	0.40	0.40	100.00	\$ -	\$ 50,000,000
Call	09/03/2015	12/03/2018	Federal Agencies	FARMER MAC	31315PS59	50,000,000	0.42	0.42	100.00	-	50,000,000
Call	09/03/2015	12/03/2018	Federal Agencies	FARMER MAC	31315PW96	50,000,000	0.40	0.40	100.00	-	50,000,000
Call	09/18/2015	03/18/2020	Federal Agencies	FEDERAL HOME LOAN BANK	3130A4HA3	25,000,000	1.25	1.25	100.00	-	25,000,000
Call	09/25/2015	06/25/2018	Federal Agencies	FEDERAL HOME LOAN BANK	3130A4MX7	4,000,000	0.50	0.50	100.00	-	4,000,000
Call	09/25/2015	09/25/2017	Federal Agencies	FREDDIE MAC	3134G5HS7	20,100,000	1.13	1.16	100.00	-	20,100,000
Call	09/25/2015	03/25/2020	Federal Agencies	FREDDIE MAC	3134G6KV4	15,000,000	1.63	1.63	100.00	-	15,000,000
Call	09/26/2015	12/26/2017	Federal Agencies	FANNIE MAE	3136G13Q0	29,000,000	0.88	0.88	100.00	63,438	29,063,438
Call	09/26/2015	12/26/2017	Federal Agencies	FANNIE MAE	3136G13T4	39,000,000	0.80	0.80	100.00	78,000	39,078,000
Call	09/28/2015	09/28/2016	Federal Agencies	FEDERAL HOME LOAN BANK	3130A1CD8	25,000,000	1.13	0.80	100.00	-	25,000,000
Call	09/28/2015	12/28/2016	Federal Agencies	FEDERAL HOME LOAN BANK	313381KR5	9,000,000	0.63	0.63	100.00	14,063	9,014,063
Call	09/28/2015	12/28/2016	Federal Agencies	FEDERAL HOME LOAN BANK	313381KR5	13,500,000	0.63	0.63	100.00	21,094	13,521,094
<b>Subtotals</b>						<b>\$ 329,600,000</b>	<b>0.73</b>	<b>0.71</b>	<b>\$ -</b>	<b>\$ 176,594</b>	<b>\$ 329,776,594</b>
Maturity	09/01/2015	09/01/2015	Commercial Paper	BANK TOKYO-MIT UFJ NY	06538CW15	\$ 100,000,000	0.00	0.16	100.00		\$ 100,000,000
Maturity	09/01/2015	09/01/2015	Commercial Paper	MUFG UNION BANK NA	62478YW12	50,000,000	0.00	0.05	100.00		50,000,000
Maturity	09/02/2015	09/02/2015	Commercial Paper	BANK TOKYO-MIT UFJ NY	06538CW23	100,000,000	0.00	0.16	100.00		100,000,000
Maturity	09/03/2015	09/03/2015	Commercial Paper	MUFG UNION BANK NA	62478YW38	100,000,000	0.00	0.10	100.00		100,000,000
Maturity	09/04/2015	09/04/2015	Commercial Paper	MUFG UNION BANK NA	62478YW46	80,000,000	0.00	0.08	100.00		80,000,000
Maturity	09/08/2015	09/08/2015	Commercial Paper	BANK TOKYO-MIT UFJ NY	06538CW80	100,000,000	0.00	0.16	100.00		100,000,000
Maturity	09/08/2015	09/08/2015	Commercial Paper	MUFG UNION BANK NA	62478YW87	75,000,000	0.00	0.08	100.00		75,000,000
Maturity	09/09/2015	09/09/2015	Commercial Paper	BANK TOKYO-MIT UFJ NY	06538CW98	100,000,000	0.00	0.17	100.00		100,000,000
Maturity	09/10/2015	09/10/2015	Federal Agencies	FEDERAL FARM CREDIT BANK	3133EDEK4	1,500,000	0.25	0.12	100.00	1,875	1,501,875
Maturity	09/10/2015	09/10/2015	Federal Agencies	FREDDIE MAC	3137EACM9	50,000,000	1.75	2.17	100.00	437,500	50,437,500
Maturity	09/11/2015	09/11/2015	Federal Agencies	FEDERAL HOME LOAN BANK	313370JB5	75,000,000	1.75	2.31	100.00	656,250	75,656,250
Maturity	09/11/2015	09/11/2015	Commercial Paper	MUFG UNION BANK NA	62478YWB0	50,000,000	0.00	0.08	100.00		50,000,000
Maturity	09/15/2015	09/15/2015	Federal Agencies	FARMER MAC	31315PGT0	2,245,000	2.13	0.15	100.00	23,853	2,268,853
Maturity	09/15/2015	09/15/2015	Federal Agencies	FARMER MAC	31315PGT0	45,000,000	2.13	2.17	100.00	478,125	45,478,125
Maturity	09/16/2015	09/16/2015	Commercial Paper	BANK TOKYO-MIT UFJ NY	06538CWG2	100,000,000	0.00	0.16	100.00		100,000,000
Maturity	09/17/2015	09/17/2015	Commercial Paper	MUFG UNION BANK NA	62478YWH7	100,000,000	0.00	0.10	100.00		100,000,000
Maturity	09/18/2015	09/18/2015	Federal Agencies	FEDERAL FARM CREDIT BANK	3133ECJ81	16,200,000	0.24	0.50	100.00	8,751	16,208,751
Maturity	09/21/2015	09/21/2015	Federal Agencies	FANNIE MAE	31398A3T7	25,000,000	2.00	1.08	100.00	250,000	25,250,000
Maturity	09/21/2015	09/21/2015	Commercial Paper	MUFG UNION BANK NA	62478YWM6	30,000,000	0.00	0.10	100.00		30,000,000
Maturity	09/22/2015	09/22/2015	Commercial Paper	BANK TOKYO-MIT UFJ NY	06538CWN7	100,000,000	0.00	0.17	100.00		100,000,000
Maturity	09/22/2015	09/22/2015	Federal Agencies	FEDERAL FARM CREDIT BANK	3133EAJF6	27,953,000	0.23	0.72	100.00	5,426	27,958,426
Maturity	09/22/2015	09/22/2015	Commercial Paper	MUFG UNION BANK NA	62478YWN4	35,000,000	0.00	0.10	100.00		35,000,000
Maturity	09/23/2015	09/23/2015	Federal Agencies	FED HOME LN DISCOUNT NT	313384MB2	56,000,000	0.00	0.06	100.00		56,000,000
Maturity	09/24/2015	09/24/2015	Commercial Paper	BANK OF TOKYO-MIT UFJ NY	06538CWQ0	100,000,000	0.00	0.17	100.00		100,000,000
Maturity	09/25/2015	09/25/2015	Commercial Paper	COLGATE-PALMOLIVE CO	19416FWR1	25,000,000	0.00	0.11	100.00		25,000,000
Maturity	09/25/2015	09/25/2015	Commercial Paper	IBM CORP	45920GWR3	35,500,000	0.00	0.12	100.00		35,500,000
Maturity	09/25/2015	09/25/2015	Medium Term Notes	MICROSOFT CORP	594918AG9	3,186,000	1.63	0.39	100.00	25,886	3,211,886
Maturity	09/25/2015	09/25/2015	Commercial Paper	MUFG UNION BANK NA	62478YWR5	45,000,000	0.00	0.10	100.00		45,000,000
Maturity	09/25/2015	09/25/2015	Medium Term Notes	WESTPAC BANKING CORP	961214BW2	10,152,000	1.13	0.35	100.00	57,105	10,209,105
Maturity	09/28/2015	09/28/2015	Commercial Paper	IBM CORP	45920GWU6	57,340,000	0.00	0.12	100.00		57,340,000
Maturity	09/29/2015	09/29/2015	Commercial Paper	BANK TOKYO-MIT UFJ NY	06538CWV9	50,000,000	0.00	0.17	100.00		50,000,000
Maturity	09/29/2015	09/29/2015	Commercial Paper	COLGATE-PALMOLIVE CO	19416FVW2	25,000,000	0.00	0.10	100.00		25,000,000
Maturity	09/30/2015	09/30/2015	Commercial Paper	MICROSOFT CORP	59515NWWW9	50,000,000	0.00	0.12	100.00		50,000,000
Maturity	09/30/2015	09/30/2015	Commercial Paper	MICROSOFT CORP	59515NWWW9	50,000,000	0.00	0.12	100.00		50,000,000
<b>Subtotals</b>						<b>\$ 1,870,076,000</b>	<b>0.21</b>	<b>0.35</b>	<b>\$ -</b>	<b>\$ 1,944,771</b>	<b>\$ 1,872,020,771</b>

# Investment Transactions

## Pooled Fund

Transaction	Settle Date	Maturity	Type of Investment	Issuer Name	CUSIP	Par Value	Coupon	YTM	Price	Interest	Transaction
Interest	09/01/2015	12/01/2015	Negotiable CDs	BANK OF MONTREAL CHICAGO	06366CU89	\$ 50,000,000	0.27	0.27	0.00	0.00	\$ 10,815
Interest	09/01/2015	09/01/2016	Federal Agencies	FARMER MAC	31315PQB8	7,000,000	1.50	0.70	0.00	0.00	52,500
Interest	09/01/2015	04/01/2016	Federal Agencies	FARMER MAC	31315PTF6	50,000,000	0.19	0.19	0.00	0.00	8,116
Interest	09/02/2015	12/02/2019	Federal Agencies	FARMER MAC	31315PJ26	50,000,000	0.40	0.40	0.00	0.00	50,469
Interest	09/02/2015	06/02/2020	Federal Agencies	FARMER MAC	3132X0AT8	41,000,000	0.33	0.33	0.00	0.00	11,598
Interest	09/02/2015	06/02/2016	Federal Agencies	FEDERAL FARM CREDIT BANK	3133EDB35	50,000,000	0.22	0.24	0.00	0.00	9,408
Interest	09/02/2015	02/02/2018	Federal Agencies	FEDERAL FARM CREDIT BANK	3133EEMH0	4,000,000	0.24	0.24	0.00	0.00	822
Interest	09/02/2015	02/02/2018	Federal Agencies	FEDERAL FARM CREDIT BANK	3133EEMH0	35,000,000	0.24	0.26	0.00	0.00	7,188
Interest	09/03/2015	12/03/2018	Federal Agencies	FARMER MAC	31315PS59	50,000,000	0.42	0.42	0.00	0.00	52,813
Interest	09/03/2015	12/03/2018	Federal Agencies	FARMER MAC	31315PW96	-	0.40	0.40	0.00	0.00	50,313
Interest	09/03/2015	05/03/2018	Federal Agencies	FEDERAL FARM CREDIT BANK	3133EEU40	69,000,000	0.23	0.23	0.00	0.00	13,577
Interest	09/05/2015	02/05/2018	Federal Agencies	FEDERAL FARM CREDIT BANK	3133EEAN0	25,000,000	0.23	0.23	0.00	0.00	4,962
Interest	09/05/2015	02/05/2018	Federal Agencies	FEDERAL FARM CREDIT BANK	3133EEAN0	25,000,000	0.23	0.24	0.00	0.00	4,962
Interest	09/05/2015	02/05/2018	Federal Agencies	FEDERAL FARM CREDIT BANK	3133EEAN0	50,000,000	0.23	0.24	0.00	0.00	9,924
Interest	09/08/2015	10/07/2016	Negotiable CDs	BANK OF MONTREAL CHICAGO	06366CC48	50,000,000	0.45	0.45	0.00	0.00	20,156
Interest	09/08/2015	04/08/2016	Negotiable CDs	ROYAL BANK OF CANADA NY	78009NTW6	100,000,000	0.31	0.31	0.00	0.00	25,093
Interest	09/08/2015	08/08/2016	Negotiable CDs	ROYAL BANK OF CANADA NY	78009NVT0	25,000,000	0.42	0.42	0.00	0.00	9,411
Interest	09/08/2015	10/07/2016	Medium Term Notes	WESTPAC BANKING CORP	9612E0DB0	50,000,000	0.44	0.44	0.00	0.00	19,711
Interest	09/09/2015	09/09/2016	Federal Agencies	FEDERAL HOME LOAN BANK	313370TW8	25,000,000	2.00	1.39	0.00	0.00	250,000
Interest	09/09/2015	09/09/2016	Federal Agencies	FEDERAL HOME LOAN BANK	313370TW8	25,000,000	2.00	0.55	0.00	0.00	250,000
Interest	09/09/2015	09/09/2016	Medium Term Notes	TORONTO-DOMINION BANK	89114QAL2	18,930,000	0.74	0.38	0.00	0.00	35,857
Interest	09/09/2015	09/09/2016	Medium Term Notes	TORONTO-DOMINION BANK	89114QAL2	24,000,000	0.74	0.40	0.00	0.00	45,460
Interest	09/10/2015	03/10/2017	Federal Agencies	FEDERAL HOME LOAN BANK	3133782N0	50,000,000	0.88	0.82	0.00	0.00	218,750
Interest	09/10/2015	03/10/2016	Negotiable CDs	ROYAL BANK OF CANADA NY	78009NSA5	25,000,000	0.36	0.36	0.00	0.00	7,675
Interest	09/11/2015	03/11/2016	Federal Agencies	FEDERAL HOME LOAN BANK	313375RN9	22,200,000	1.00	0.82	0.00	0.00	111,000
Interest	09/11/2015	10/11/2016	Federal Agencies	FEDERAL FARM CREDIT BANK	3133EDJA1	25,000,000	0.21	0.23	0.00	0.00	4,548
Interest	09/11/2015	06/11/2018	Federal Agencies	FEDERAL FARM CREDIT BANK	3133EEW48	50,000,000	0.24	0.24	0.00	0.00	10,172
Interest	09/11/2015	03/11/2016	Federal Agencies	FEDERAL HOME LOAN BANK	3133XP43	14,000,000	3.13	0.41	0.00	0.00	218,750
Interest	09/13/2015	11/13/2017	Federal Agencies	FEDERAL FARM CREDIT BANK	3133EEBR0	25,000,000	0.24	0.26	0.00	0.00	4,810
Interest	09/14/2015	08/12/2016	Negotiable CDs	BANK OF MONTREAL CHICAGO	06366CWA2	25,000,000	0.45	0.45	0.00	0.00	9,913
Interest	09/14/2015	09/14/2016	Federal Agencies	FEDERAL FARM CREDIT BANK	3133EDH21	50,000,000	0.23	0.24	0.00	0.00	9,214
Interest	09/15/2015	12/15/2016	Negotiable CDs	ROYAL BANK OF CANADA NY	78009NSX5	100,000,000	0.47	0.47	0.00	0.00	119,051
Interest	09/16/2015	04/16/2018	Federal Agencies	FEDERAL FARM CREDIT BANK	3133EEZC7	50,000,000	0.25	0.25	0.00	0.00	10,661
Interest	09/18/2015	09/18/2018	Federal Agencies	FEDERAL HOME LOAN BANK	3130A4GL0	15,000,000	1.33	1.33	0.00	0.00	99,750
Interest	09/18/2015	03/18/2020	Federal Agencies	FEDERAL HOME LOAN BANK	3130A4HA3	25,000,000	1.25	1.25	0.00	0.00	156,250
Interest	09/19/2015	06/19/2017	Federal Agencies	FEDERAL FARM CREDIT BANK	3133EAUW6	50,000,000	0.35	0.35	0.00	0.00	45,278
Interest	09/19/2015	11/19/2015	Federal Agencies	FEDERAL FARM CREDIT BANK	3133ECLZ5	25,000,000	0.21	0.25	0.00	0.00	4,405
Interest	09/20/2015	03/21/2016	Public Time Deposits	TRANS-PAC NATIONAL BK	PP7QLOE87	240,000	0.58	0.58	0.00	0.00	351
Interest	09/22/2015	03/22/2018	Federal Agencies	FEDERAL FARM CREDIT BANK	3133EEN71	50,000,000	0.24	0.24	0.00	0.00	10,135
Interest	09/23/2015	09/23/2016	Negotiable CDs	BANK OF MONTREAL CHICAGO	06366CA32	25,000,000	0.46	0.46	0.00	0.00	9,592
Interest	09/23/2015	09/23/2016	Negotiable CDs	BANK OF MONTREAL CHICAGO	06366CA32	50,000,000	0.46	0.46	0.00	0.00	19,183
Interest	09/23/2015	09/23/2016	Negotiable CDs	BANK OF NOVA SCOTIA HOUS	06417HUW4	50,000,000	0.48	0.48	0.00	0.00	61,499
Interest	09/23/2015	08/23/2017	Federal Agencies	FEDERAL FARM CREDIT BANK	3133EEFX3	50,000,000	0.25	0.25	0.00	0.00	10,781
Interest	09/23/2015	09/23/2016	Medium Term Notes	TOYOTA MOTOR CREDIT CORP	89236TBU8	14,150,000	0.38	0.41	0.00	0.00	13,788
Interest	09/23/2015	09/23/2016	Medium Term Notes	TOYOTA MOTOR CREDIT CORP	89236TBU8	28,150,000	0.38	0.40	0.00	0.00	27,430
Interest	09/23/2015	09/23/2016	Medium Term Notes	TOYOTA MOTOR CREDIT CORP	89236TBU8	50,000,000	0.38	0.38	0.00	0.00	48,722
Interest	09/23/2015	09/23/2016	Medium Term Notes	TOYOTA MOTOR CREDIT CORP	89236TBV6	47,500,000	0.39	0.39	0.00	0.00	46,906
Interest	09/24/2015	06/24/2016	Federal Agencies	FEDERAL HOME LOAN BANK	3130A1BK3	25,000,000	0.50	0.50	0.00	0.00	62,500
Interest	09/24/2015	07/24/2017	Federal Agencies	FEDERAL FARM CREDIT BANK	3133ECV92	50,000,000	0.24	0.24	0.00	0.00	10,351
Interest	09/24/2015	03/24/2017	Federal Agencies	FEDERAL FARM CREDIT BANK	3133EDP30	26,000,000	0.24	0.22	0.00	0.00	5,382
Interest	09/24/2015	04/25/2016	Negotiable CDs	WESTPAC BANKING CORP NY	96121TWW0	50,000,000	0.42	0.42	0.00	0.00	18,101
Interest	09/25/2015	09/25/2017	Negotiable CDs	BANK OF NOVA SCOTIA HOUS	06417HUR5	50,000,000	0.55	0.55	0.00	0.00	70,374

## Investment Transactions Pooled Fund

Transaction	Settle Date	Maturity	Type of Investment	Issuer Name	CUSIP	Par Value	Coupon	YTM	Price	Interest	Transaction
Interest	09/25/2015	06/25/2018	Federal Agencies	FEDERAL HOME LOAN BANK	3130A4MX7	4,000,000	0.50	0.50	0.00	0.00	5,000
Interest	09/25/2015	09/25/2017	Federal Agencies	FREDDIE MAC	3134G5HS7	20,100,000	1.13	1.16	0.00	0.00	113,063
Interest	09/25/2015	03/25/2020	Federal Agencies	FREDDIE MAC	3134G6KV4	15,000,000	1.63	1.63	0.00	0.00	121,875
Interest	09/26/2015	03/26/2018	Federal Agencies	FEDERAL FARM CREDIT BANK	3133EEQ86	50,000,000	0.23	0.25	0.00	0.00	30,028
Interest	09/26/2015	03/26/2018	Federal Agencies	FEDERAL FARM CREDIT BANK	3133EEQ86	50,000,000	0.23	0.25	0.00	0.00	30,028
Interest	09/26/2015	09/26/2016	Federal Agencies	FREDDIE MAC	3134G4XW3	25,000,000	0.60	0.60	0.00	0.00	75,000
Interest	09/27/2015	02/27/2017	Federal Agencies	FEDERAL FARM CREDIT BANK	3133EDFW7	50,000,000	0.25	0.25	0.00	0.00	10,882
Interest	09/28/2015	09/28/2016	Federal Agencies	FEDERAL HOME LOAN BANK	3130A1CD8	25,000,000	1.13	0.80	0.00	0.00	140,625
Interest	09/28/2015	03/28/2016	Federal Agencies	FEDERAL FARM CREDIT BANK	3133EAJU3	25,000,000	1.05	0.82	0.00	0.00	131,250
Interest	09/28/2015	03/28/2017	Federal Agencies	FREDDIE MAC	3134G4XM5	25,000,000	0.78	0.78	0.00	0.00	97,500
Interest	09/29/2015	03/29/2017	Federal Agencies	FEDERAL FARM CREDIT BANK	3133EDZW5	25,000,000	0.22	0.22	0.00	0.00	4,672
Interest	09/29/2015	09/29/2017	Federal Agencies	FREDDIE MAC	3137EADL0	25,000,000	1.00	1.22	0.00	0.00	125,000
Interest	09/30/2015	10/01/2015	Money Market Funds	BLACKROCK LIQUIDITY FUND	09248U718	5,001,786	0.01	0.01	0.00	0.00	41
Interest	09/30/2015	03/30/2016	Federal Agencies	FANNIE MAE	3135G0VA8	6,157,000	0.50	0.29	0.00	0.00	15,393
Interest	09/30/2015	03/30/2016	Federal Agencies	FANNIE MAE	3135G0VA8	25,000,000	0.50	0.46	0.00	0.00	62,500
Interest	09/30/2015	10/01/2015	Money Market Funds	FIDELITY INSTITUTIONAL M	316175108	5,004,171	0.01	0.01	0.00	0.00	41
Interest	09/30/2015	10/01/2015	Money Market Funds	MORGAN STANLEY INSTITUTI	61747C707	100,120,736	0.04	0.04	0.00	0.00	3,292
Interest	09/30/2015	09/30/2016	U.S. Treasuries	US TSY NT	912828RJ1	75,000,000	1.00	1.05	0.00	0.00	375,000
Interest	09/30/2015	03/31/2017	U.S. Treasuries	US TSY NT	912828SM3	50,000,000	1.00	1.07	0.00	0.00	250,000
Interest	09/30/2015	06/29/2016	Public Time Deposits	UMPQUA BANK	PP00BERR6	240,000	0.60	0.60	0.00	0.00	363
<b>Subtotals</b>						<b>\$ 2,546,793,693</b>	<b>0.48</b>	<b>0.44</b>	<b>\$ -</b>	<b>\$ -</b>	<b>\$ 3,980,024</b>

<b>Grand Totals</b>	50	Purchases
	0	Sales
	(46)	Maturities / Calls
	4	Change in number of positions

## Non-Pooled Investments

As of September 30, 2015

Type of Investment	CUSIP	Issue Name	Settle	Maturity	Duration	Coupon	Par Value	Book Value	Amortized	
			Date	Date					Book Value	Market Value
State/Local Agencies	797712AD8	SFRDA SOUTH BEACH HARBOR	1/20/12	12/1/16	1.14	3.50	\$ 1,995,000	\$ 1,995,000	\$ 1,995,000	\$ 1,995,000
<b>Subtotals</b>					<b>1.14</b>	<b>3.50</b>	<b>\$ 1,995,000</b>	<b>\$ 1,995,000</b>	<b>\$ 1,995,000</b>	<b>\$ 1,995,000</b>
<b>Grand Totals</b>					<b>1.14</b>	<b>3.50</b>	<b>\$ 1,995,000</b>	<b>\$ 1,995,000</b>	<b>\$ 1,995,000</b>	<b>\$ 1,995,000</b>

### NON-POOLED FUNDS PORTFOLIO STATISTICS

	Current Month		Prior Month	
	Fiscal YTD	September 2015	Fiscal YTD	August 2015
Average Daily Balance	\$ 1,995,000	\$ 1,995,000	\$ 1,995,000	\$ 1,995,000
Net Earnings	\$ 17,456	\$ 5,819	\$ 11,638	\$ 5,819
Earned Income Yield	3.47%	3.55%	3.43%	3.43%

Note: All non-pooled securities were inherited by the City and County of San Francisco as successor agency to the San Francisco Redevelopment Agency. Book value and amortized book value are derived from limited information received from the SFRDA and are subject to verification.



**OFFICE OF THE SHERIFF  
CITY AND COUNTY OF SAN FRANCISCO**

1 DR. CARLTON B. GOODLETT PLACE  
ROOM 456, CITY HALL  
SAN FRANCISCO, CALIFORNIA 94102

BOS 11, Cp age  
Matrix Reports



**Ross Mirkarimi  
SHERIFF**

October 16, 2015  
Reference: CFO 2015-021

Angela Calvillo, Clerk of the Board  
Board of Supervisors  
City Hall, Room 244  
1 Dr. Carlton B. Goodlett Place  
San Francisco, CA 94102

RECEIVED  
BOARD OF SUPERVISORS  
SAN FRANCISCO  
2015 OCT 16 AM 10:28  
AK


RE: Inmate Welfare Fund Annual Report

Dear Ms. Calvillo:

Pursuant to Penal Code Section 4025, enclosed please find the annual report of inmate welfare fund expenditures for the fiscal year ending June 30, 2015.

If you have any questions, please contact me at (415) 554-7236.

Sincerely,

  
Mylan Luong  
Acting Chief Financial Officer

Enclosures

(5)

**City County of San Francisco Sheriff's Department  
Inmate Welfare Fund  
July 01, 2014 to June 30, 2015**

**REVENUES**

Interest	8,317
Aramark - Commissions	71,447
Keefe - Commissions	416,004
GTL-Praeses - Inmate Collect Calls	867,352
Jail Signboard Commissions	72,000
Fund Balance	1,312,157

**TOTAL REVENUES: 2,747,277**

**EXPENDITURES**

Permanent Salaries & Fringe (Prisoner Legal Services & Jail Program Staff)	220,881
Professional Services (License Fee & Support for Renovo Visitation Software)	14,580
Transportation (Greyhound Lines)	2,645
Other Current Expenses (Printing, Postage, Subscriptions, Direct TV & Phone Cards)	85,879
City Grant Program (Jail Programs Provided by Community Based Organizations)	293,333
Materials & Supplies (Office & Recreation Supplies, TVs, Printed Materials, Books, & Other)	25,313
Indigent Packets for Prisoners	40,090
Medical Supplies for Prisoners	3,720

**TOTAL EXPENDITURES: 686,441**

**Revenue Surplus/(Deficit): 2,060,836**

---

**To:** Avalos, John (BOS); Mar, Eric (BOS); Campos, David (BOS); Farrell, Mark (BOS);  
Christensen, Julie (BOS); Tang, Katy (BOS); Breed, London (BOS); Yee, Norman (BOS)  
**Subject:** FW: File No. 150790 - 10.15 TSF Letter  
**Attachments:** 10.15.TSF Letter No. 2 to Land Use.pdf

**From:** Alexander Mitra [<mailto:amitra@sfchamber.com>]

**Sent:** Thursday, October 15, 2015 4:07 PM

**To:** Cohen, Malia (BOS) <[malia.cohen@sfgov.org](mailto:malia.cohen@sfgov.org)>; Kim, Jane (BOS) <[jane.kim@sfgov.org](mailto:jane.kim@sfgov.org)>; Wiener, Scott  
<[scott.wiener@sfgov.org](mailto:scott.wiener@sfgov.org)>

**Cc:** Calvillo, Angela (BOS) <[angela.calvillo@sfgov.org](mailto:angela.calvillo@sfgov.org)>; Fannon, Una (MYR) <[una.fannon@sfgov.org](mailto:una.fannon@sfgov.org)>; Reiskin, Ed (MTA)  
<[ed.reiskin@sfmta.com](mailto:ed.reiskin@sfmta.com)>; Gillett, Gillian (MYR) <[gillian.gillett@sfgov.org](mailto:gillian.gillett@sfgov.org)>; Elliott, Nicole (MYR)  
<[nicole.elliott@sfgov.org](mailto:nicole.elliott@sfgov.org)>

**Subject:** File No. 150790 - 10.15 TSF Letter


Hi all,

Please see the attached letter from the San Francisco Chamber of Commerce regarding file number 150790 -  
Establishing a New Citywide Transportation Sustainability Fee.

Thank you,

Alex Mitra  
Manager, Public Policy and Small Business  
San Francisco Chamber of Commerce  
235 Montgomery Street, Suite 760  
San Francisco, CA, 94104  
415.352.8808 (P)  
415.794.1755 (C)  
[amitra@sfchamber.com](mailto:amitra@sfchamber.com) | [www.sfchamber.com](http://www.sfchamber.com)





SAN  
FRANCISCO  
**CHAMBER OF  
COMMERCE**

October 15, 2015

The Honorable Malia Cohen  
The Honorable Jane Kim  
The Honorable Scott Wiener  
San Francisco Board of Supervisors  
1 Dr. Carlton B. Goodlett Place, Room 244  
San Francisco, CA 94102

RE: File #150790, Establishing a New Citywide Transportation Sustainability Fee

Dear Supervisors Cohen, Kim and Wiener:

The San Francisco Chamber of Commerce, representing over 1,500 local businesses, has weighed in via letter and public testimony, on the proposed Transportation Sustainability Fee (TSF) legislation (File #150790) asking you to support the original language drafted by the SFMTA that went to the Planning Commission last month. We are writing again to urge you to support the legislation with most of the proposed amendments introduced at the Land Use Committee on September 28, 2015. However, we do not support removing non-profit hospitals from the charitable exemption and urge you to reconsider that amendment when the legislation comes before Land Use again on October 19, 2015.

Transportation Impact Development Fees do not apply to non-profit hospitals, nor should the TSF. As you know hospitals are undergoing costly state-mandated seismic retrofitting that has led to a cost of construction of between two and four million dollars *per bed*. Retrofitting often adds square footage to the footprint of hospitals without adding new patient or employee capacity. In addition, hospitals negotiate transportation impact fees directly with the City through individual Development Agreements. Adding the TSF to construction costs will impose financial burdens that may prevent hospitals from providing a full range of care while raising negligible revenue for transportation upgrades.

The details of the TSF legislation were crafted with the support of a broad coalition of transportation advocates that has worked for many years in partnership with city agencies to develop a number of transportation funding mechanisms, including the transportation bond, VLF legislation, self-help county sales tax, and other local and state programs. The unexpected proposed elimination of non-profit hospitals from the charitable exemption in the TSF is a divisive and polarizing breach of trust that puts this coalition and its steadfast support of transportation funding programs at risk.

The Chamber urges you to pass the TSF legislation out of Committee as amended, and to preserve the hospitals' charitable exemption.

Sincerely,

Jim Lazarus  
Senior Vice President of Public Policy

cc: Clerk of the Board, to be distributed to all Supervisors; Mayor Ed Lee; Ed Reiskin, SFMTA; Gillian Gillett, Mayor's Office, Nicole Elliott, Mayor's Office

B+F,  
FILE # 151000

RECEIVED  
BOARD OF SUPERVISORS  
SAN FRANCISCO  
CPAGE

2015 OCT 14 AM 9:16

**PUBLIC UTILITIES COMMISSION**

City and County of San Francisco

RESOLUTION NO. 15-0208

WHEREAS, The San Francisco Public Utilities Commission (SFPUC) has the "exclusive charge of the construction, management, supervision, maintenance, extension, expansion, operation, use and control of all water, cleanwater and energy supplies and utilities of the City as well as the real, personal and financial assets, that are under the jurisdiction or assigned to the Commission", pursuant to the San Francisco Charter; and

WHEREAS, The General Manager is the department head of the SFPUC, with responsibility for the administration and management of the operations, personnel and assets under the jurisdiction of the SFPUC; and

WHEREAS, The Wastewater Enterprise's regularly budgeted funds for FY 2015-16 to pay claims, legal expenses, litigation, judgments and related expenses is insufficient due to the large volume of claims arising from the December 2014 extreme storm events; now, therefore, be it

RESOLVED, That this Commission hereby authorizes the SFPUC General Manager to request the Mayor to recommend to the Board of Supervisor a supplemental appropriation in the amount of \$5,000,000 for the purpose of funding Wastewater Enterprise payment of claims settlements, litigation costs, attorney and other legal expenses, judgments and expenses related to mitigating damage alleged to be caused by Wastewater Enterprise operations or facilities.

*I hereby certify that the foregoing resolution was adopted by the Public Utilities Commission at its meeting of October 13, 2015*

*Alonna Wood*

Secretary, Public Utilities Commission

(7)

---

**From:** Board of Supervisors, (BOS)  
**To:** BOS-Supervisors  
**Subject:** FW: Violation of BOS Resolution 653-02  
**Attachments:** NAP bike ban.pdf; BOS 653-02 violation.pdf

-----Original Message-----

From: Tom Borden [mailto:tom@intrinsicdevices.com]  
Sent: Saturday, October 10, 2015 1:28 PM  
To: Board of Supervisors, (BOS) <board.of.supervisors@sfgov.org>  
Subject: Violation of BOS Resolution 653-02

To the Board of Supervisors

In February of this year the Recreation and Parks Department Natural Areas Program (NAP) installed about 52 signs in the park lands they control. The signs say, "Stay On Designated Trails No Bicycles" making it illegal to ride bicycles in, or even walk them into, large areas of our parks. As I have examined the NAP policies more closely, I can see their intent is to curtail public access to large areas of our parks. It is not just about cyclists.

I also discovered many of the NAP's activities since 2002 have been undertaken in violation of Board of Supervisors Resolution 653-02 and Chapter 31 of the San Francisco Administrative Code (CEQA).

Please see the attached documents. "BOS 653-02 violation" shows how the Natural Areas Program has been violating the resolution. "NAP Bike Ban" is specifically about the Natural Areas Program anti-cycling initiative.

I hope the Board will take the time to address this issue.

Respectfully,

Tom Borden

To: San Francisco Board of Supervisors  
San Francisco Recreation and Park Commission

October 10, 2015

Subject: The San Francisco Recreation and Parks Department is actively implementing elements of its Significant Natural Resource Areas Management Plan in violation of Board of Supervisors Resolution 653-02. Further, those activities are in violation of Chapter 31 of the San Francisco Administrative Code for SF Planning case number 2005-0912E.

Around the year 2000, SFRPD began to draft its Significant Natural Resource Area Management Plan (SNRAMP). The prospect of SNRAMP implementation created a contentious public debate. The Natural Areas Program (NAP) stated objective is to protect remnant native plant and animal populations, expand them where they exist and reintroduce them in areas where they once existed. This is to take place in undeveloped areas of our parks. Public resistance to the plan stems from NAP's intention to remove a large number of trees to re-create scrub / grasslands, the ongoing use of pesticides to kill non-native plants, restrictions on access that would take parkland out of recreational use, the initial costs to remove the trees and existing ground cover and the perpetual costs of preventing the non-native plants from returning.

The SNRAMP debate was important enough to be taken on by the Board of Supervisors. In BOS Resolution 653-02 dated 9/24/2002, page 4 lines 3 to 11, the board ordered that:

***FURTHER RESOLVED, That until the Natural Areas Management Plan is completed and approved by the Board of Supervisors, the Natural Areas Program may continue to preserve and maintain genuine remnants of San Francisco's native flora and fauna so long as those activities do not include:***

***Removal of healthy trees that pose no safety hazards  
Trail closures, or restrictions on access and recreation  
Trapping and removal of wild or feral animals currently inhabiting parks and lakes  
Expansion of activities into areas that no longer support predominantly native flora and fauna***

The resolution also established a Natural Areas Program Citizens Advisory Committee, NAPCAC, to negotiate the SNRAMP issues. The committee was authorized for one year. It was not able to resolve the issues.

The "Final Draft" of the SNRAMP was completed in 2006. Because of the environmental impacts of the proposed management activities, an Environmental Impact Report was required. The draft of that document was released for public comment in 2011. The final version is still in process and may be released this year to the SF Planning Commission for review and certification. Presumably, SFRPD would then modify the SNRAMP in response to the EIR and present the final SNRAMP to the BOS for approval and ultimate release.

Despite the fact the EIR is not complete and the SNRAMP has not been approved by the BOS,

SFRPD has enabled its Natural Areas Program to go forward with the prohibited activities. The NAP has been closing trails, erecting fences and posting signs to restrict public access and limit recreation, expanding activities into areas that no longer support predominantly native flora and fauna and cutting healthy trees. A sample list of violations of the BOS resolution is presented at the end of this document. The point is not whether a particular prohibited action is good or bad. What is important is that all of these actions flout the Supervisor's resolution. What other project would the City allow to move forward before its EIR is even certified?

Of particular concern are new restrictions on public access and recreation imposed by the NAP. In February of this year RPD installed new "Park Hours" signs in all parks. The signs for NAP open spaces contain language that does not appear on the other RPD signs, "Stay on Designated Trails. No Bicycles". The first part is an admonishment intended to "channelize" park users, keep them from exploring off trail and deter them from using the social trail networks. The second part curtails recreation and denies access by an entire user group, cyclists, to large areas of our parks. Not only does the NAP prohibit cycling on their parklands, but they even prohibit bringing bicycles into those areas. That makes it impractical to cycle to parks with large areas controlled by the NAP like McLaren, Mt. Davidson, Glen Canyon and Bayview Hill.

I hope the San Francisco Board of Supervisors and the Recreation and Park Commission will take up this issue and require the RPD Natural Areas Program obey the rules that insure transparency and good governance for the people of San Francisco. The intentions of BOS 653-02 should be enforced until the EIR has been certified and the SNRAMP approved by the Board of Supervisors. In the meantime, SFRPD should host public meetings to identify specific violations and determine which should be cured immediately. As one of the most onerous and easiest to remedy, the "Stay on designated trails. No Bicycles." should be at the top of the list. As required by the resolution, healthy tree cutting, additional trail closures, new fence installation and creation of new native plant areas must be halted until the SNRAMP is approved by the Board.

After all the effort it took to hammer out the process for SNRAMP approval, the RPD Natural Areas Program should not be allowed to continue their end run around our system of governance. We all need to play by the rules.

Sincerely,

Tom Borden

## **SFRPD Natural Areas Program violations of BOS 653-02 and SF Admin. Code chapter 31**

### **Citywide**

- Signs have been placed in almost all parkland managed by the NAP that say, "Stay on Designated Trails. No Bicycles."

### **Glen Canyon Park**

- Significant Natural Resource Area signs just above recreation center read, "Stay on trails."
- Trail closures including the Miraloma trail from Silver Tree to O'Shaughnessy, which cuts off access for the western neighborhoods.
- Extensive fencing intended to discourage public access at many locations in the park.
- Fenced native plant garden added in SNRAMP zone MA-3b that did not support predominantly native flora. The SNRAMP criteria for MA-3 areas includes the "absence (current or historic) of sensitive plants"

### **Mt. Davidson**

- As part of the Mt. Davidson Seismic Tank upgrade by the SFPUC in 2008, the NAP required that the water pipeline from the Stanford Heights Reservoir to the tank on Mt. Davidson be relocated from its existing location among shrubs and grass to the forested area. This required clear cutting a swath of healthy trees up the face of the mountain.
- In about January 2014 the trail below the lower saddle viewing area on the east side of the park was blocked off with felled trees and limbs. More trees and limbs have been added since.

### **McLaren Park**

- Multiple trails have been closed in the area south of Mansell and west of Visitacion.
- Fencing was installed at the Visitacion overlook parking area to discourage people from walking out onto the knoll above Visitacion Valley.
- The trail that runs along twin water tanks fence line was closed.
- Native plantings were extended into areas that did not support predominantly native flora and fauna under the McLaren Park Connector Trail Project. Fenced gardens were established at the Persia, Campbell and Visitacion entrances. The Persia and Campbell sites are classed MA-3, "absence (current or historic) of sensitive plants". The project plan for the Persia site indicates a large healthy tree at the south end of the project site is to remain. That tree has disappeared. The Visitacion site is classed MA-2, still not an area that "supports predominantly native flora". Ironically, a successful grant application for the project tells the funder that children need better access to the park so they can dig holes, climb trees and explore. The new RPD Park Hours signs say, no tree climbing, no digging and stay on designated trails. See the grant application at: <https://sunshinesharing.wordpress.com/category/sfrpd-mclaren/> Click on the first link, LWCF Grant Narrative.
- Based on numbered stumps, one hundred trees were cut in the summer of 2014 in conjunction with the Visitacion trail restoration project. The 2012 HortScience McLaren Park Tree Risk Assessment report only identified 26 trees in the project area that should be removed.

### **Pine Lake**

- Many trees have been cut. Were they all unsafe or unhealthy?

- Fencing has been erected to limit public access.

#### **Twin Peaks**

- The NAP has active plans to close trails on Twin Peaks under the Figure 8 project. These trail closures, in conjunction with the "stay on designated trails" signage, will effectively close the two southern lobes of Twin Peaks to the public.

See: [http://sfrecpark.org/wp-content/uploads/TwinPeaksMeeting2\\_11.02.11.pdf](http://sfrecpark.org/wp-content/uploads/TwinPeaksMeeting2_11.02.11.pdf)

Trail closures are faintly marked on pages 33 and 34.

#### **India Basin Shoreline Park**

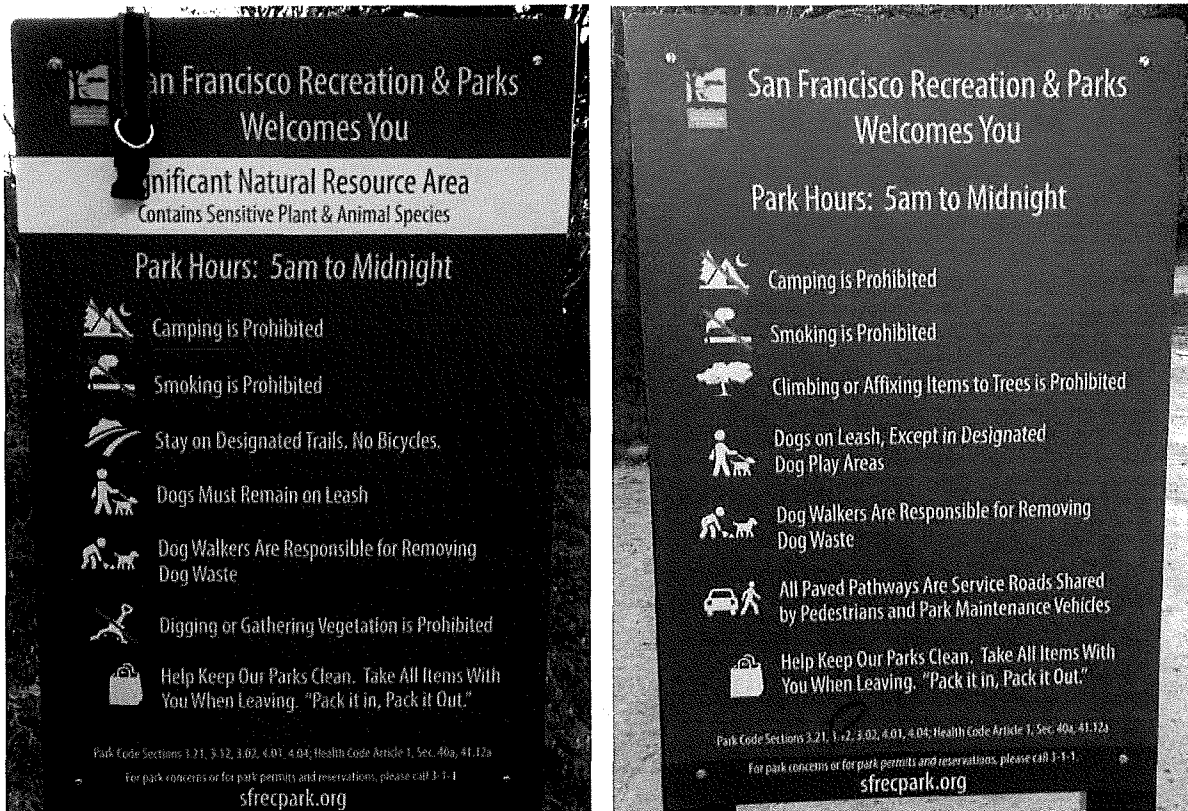
- The coastline of the SE parcel of the park at the foot of Arellous Walker Street has been made off limits to the public. Permanent fences were erected and signs posted that say "Wildlife Area No Access."

#### **Bernal Hill**

- The trail on the NE end of the park just east of Folsom St has been blocked. It is the easiest, most sustainable route up onto the hill along the entire north face.
- The NAP has active plans to close trails on under the Bernal Heights Park Trails Improvement Project.

**The Situation**

In February 2015 RPD installed new signs in our parks. There are two types, one for regular park areas and one for areas managed by the Natural Areas Program. The NAP signs flatly state, “Stay on Designated Trails. No Bicycles.” The NAP signs appear on both paved and earthen trails. The signs for regular park areas make no mention of bicycles. Needless to say, San Franciscans who cycle are extremely unhappy about the signs that now prohibit bike riding on large portions of Twin Peaks, Mount Davidson, Bayview Hill, McLaren Park and even the road on the floor of Glen Canyon.



Letters were sent to RPD and to the Recreation and Park Commission noting cyclists objections and asking for an explanation. A formal response was returned by Phil Ginsberg on March 3, 2015. Critical assertions made in the email are:

- Cycling is not allowed on NAP controlled lands except for two trails
- In all other parklands, bikes are not allowed on earthen trails.
- “The signs posted in McLaren Park are correct and are consistent with long-standing regulations.”

This is a dramatic change in policy. The only existing cycling prohibitions are on certain trails in Golden Gate Park marked by signs at their street entrances. SFRPD currently runs a children’s mountain biking program, apparently in violation of their own “longstanding regulations”. Over the past 5 years, NAP invited cyclists to volunteer thousands of hours to build trails in Golden Gate Park Oak Woodlands, Interior Greenbelt and McLaren Park. The NAP staff did not tell the cyclist volunteers it was illegal to ride bicycles on the trails they were building.



The SF Park Code contains no rules forbidding cyclists from riding on dirt trails in any of our parks. SECTION. 3.04. BRIDLE PATHS makes it clear that bicycles are expected to be on these earthen trails.

### **Sunshine Request 1**

An information request submitted to SFRPD under the SF Sunshine Ordinance and a subsequent hearing at the Sunshine Ordinance Task Force Complaints Committee proved that there are no “long standing regulations” and in fact, no records whatsoever that support the assertion that bikes are not allowed on earthen trails. The SOTF file number is 15087. The Sunshine request, produced documents, and email exchanges are posted at:

<https://sunshinesharing.wordpress.com/2015/06/29/sfrpd-nap-cycling-ban/>

### **Sunshine Request 2**

A second sunshine request was lodged to find out what sorts of problems trail cyclists were causing, who decided to put “No Bicycles” on the signs and why. RPD was able to produce some emails from gardeners working the west end of Golden Gate Park complaining about rude cyclists riding off trail and a video shot by “outlaw” cyclists from a bike event in 2008 that shows riders skidding alongside a staircase in Glen Canyon. That is all.

RPD was not able to produce any documentation about the decision making process to exclude bicyclists from NAP managed land, other than a document titled “Offroad Mountain Biking on City Parkland Trails” which was written after the signs were installed. This document claims “The language for both signs was vetted through a review process inclusive of staff participation from Operations, Capital and Public Affairs; as well, as review of existing regulatory guiding documents (i.e. Park Code, SNRAMP, etc..).” This document is clearly a fabrication. The documents produced under the Sunshine request show that Operations, Capital and Public Affairs were unaware the NAP was putting the “No Bicycles” text on their signs. Obviously, the Park Code was not reviewed, or the bicycle references would have been discovered. The SNRAMP does not disclose any plan for the wholesale exclusion of bicycle riders. The paper erroneously claims riding bicycles on earthen trails is not considered a “hazardous recreational activity” under California Government Code 831.7.(a) and (b) and therefore a major liability concern for RPD.

The produced documents show the anti-cycling signage was a unilateral NAP initiative. This was undertaken without public input and without public warning. It was not based on a demonstrated need to prohibit cycling in the NAP areas.

### **Violation of BOS Resolution 653-02 and CEQA**

Posting of the signs with language “Stay on Designated Trails. No Bicycles.” by the Natural Areas Program violates BOS Resolution 653-02 which prohibits the NAP from imposing, “Trail closures, or restrictions on access and recreation” until the BOS has approved the natural areas management plan(SNRAMP). The BOS has not approved the management plan. The EIR for the SNRAMP has not even been released and certified by the Planning Commission.

### **Conclusion**

The closure of NAP controlled park lands to cycling is illegal and must be reversed immediately.

---

**From:** Board of Supervisors, (BOS)  
**To:** BOS-Supervisors  
**Subject:** FW: CPUC Notification - Verizon Wireless - Maritime Plaza  
**Attachments:** CPUC Notification - Verizon Wireless - Maritime Plaza.pdf

**From:** West Area CPUC [mailto:WestAreaCPUC@VerizonWireless.com]  
**Sent:** Tuesday, October 13, 2015 6:10 PM  
**To:** Masry, Omar (CPC) <omar.masry@sfgov.org>; Administrator, City (ADM) <city.administrator@sfgov.org>; Board of Supervisors, (BOS) <board.of.supervisors@sfgov.org>  
**Cc:** West Area CPUC <WestAreaCPUC@VerizonWireless.com>  
**Subject:** CPUC Notification - Verizon Wireless - Maritime Plaza

This is to provide your agency with notice according to the provisions of General Order No. 159A of the Public Utilities Commission of the State of California ("CPUC"). This notice is being provided pursuant to Section IV.C.2.

If you prefer to receive these notices by US Mail; please reply to this email stating your jurisdiction's preference.

Thank You



October 13, 2015

Ms. Anna Hom  
**Consumer Protection and Safety Division**  
California Public Utilities Commission  
505 Van Ness Avenue  
San Francisco, CA 94102  
[alh@cpuc.ca.gov](mailto:alh@cpuc.ca.gov)

RE: Notification Letter for Maritime Plaza  
San Francisco-Oakland, CA / GTE Mobilnet of California Limited Partnership / U-3002-C

---

This is to provide the Commission with notice according to the provisions of General Order No. 159A of the Public Utilities Commission of the State of California ("CPUC") for the project described in Attachment A.

A copy of this notification letter is also being provided to the appropriate local government agency for its information. Should there be any questions regarding this project, or if you disagree with any of the information contained herein, please contact the representative below.

Sincerely,

Ruth L. Concepcion  
West Area Network Real Estate  
15505 Sand Canyon Ave.  
Irvine, CA 92618  
[WestAreaCPUC@VerizonWireless.com](mailto:WestAreaCPUC@VerizonWireless.com)

# CPUC Attachment A



Site Name	Maritime Plaza
Legal Entity	GTE Mobilnet of California Limited Partnership
Type of Project	Modification to existing VZW site
Street Address of Site	222 Front Street
Site Location City	San Francisco
Site Location Zip Code	94111
Site Location County	San Francisco
Site Location APN Number	0236-006

Site Coordinates			
	Degrees	Minutes	Seconds
Latitude	37	79	37.33
Longitude	122	39	85.81
NAD 83			

**Brief Description of Project**  
 Remove (4) antennas, (2) per sector and replace with (4) new antennas, (2) per sector, on new XX-strong 2-1/2" pipe mounts. Remove (2) H-frame pipe mounts at building and replace with new XX-strong 2-1/2" pipes, use existing wall brackets. Install (2) RRH units (RRUS-12 with A2 units), (1) per sector. Remove (2) AWS RRH units (RRUS-11) and replace with (2) AWS RRH units (RRUS-12 with A2 backpacks). Remove (2) diplexers and replace with (2) LTE-TMA's (TMA-T-DB78-DD-A/F15R05P19) at antennas. Install (2) diplexer (CBC78-DE-2X) for LTE/850 within equipment room.

<b>Number &amp; type of Antennas / Dishes</b>	Four (4) panel antennas, two (2) GPS antennas
<b>Tower Design</b>	Rooftop, Non-screened/Non-stealthed
<b>Tower Appearance</b>	Antennas mounted at 93.8'
<b>Tower Height (in feet)</b>	97'
<b>Size of Building or NA</b>	N/A

<b>LAND USE OR BUILDING APPROVALS</b>	
Type of Approval Issued	Permit to Alter
Issue Date of Approval	8/14/2015
Effective Date of Approval	9/3/2015
Agency Name	San Francisco Planning Dept
Approval Permit Number	2015.07.23.2253
Resolution Number	
Type of Approval Issued (2)	
Issue Date of Approval (2)	
Effective Date of Approval (2)	
Agency Name (2)	
Approval Permit Number (2)	
Resolution Number (2)	

<b>Planning Director (or equivalent)</b>	Wireless Planner
<b>Contact 1 Email Address</b>	<a href="mailto:omar.masry@sfgov.org">omar.masry@sfgov.org</a>
<b>Contact 1 Agency Name</b>	City of San Francisco
<b>Contact 1 Street Address</b>	1660 Mission Street, #400
<b>Contact 1 City, State ZIP</b>	San Francisco, CA 94103

<b>City Manager (or equivalent)</b>	City Administrator
<b>Contact 2 Email Address</b>	<a href="mailto:city.administrator@sfgov.org">city.administrator@sfgov.org</a>
<b>Contact 2 Agency Name</b>	City of San Francisco
<b>Contact 2 Street Address</b>	1 Dr. Carlton B. Goodlett Place
<b>Contact 2 City, State ZIP</b>	San Francisco, CA 94102

<b>City Clerk (or equivalent)</b>	Clerk of the Board
<b>Contact 3 Email Address</b>	<a href="mailto:Board.of.Supervisors@sfgov.org">Board.of.Supervisors@sfgov.org</a>
<b>Contact 3 Agency Name</b>	City of San Francisco
<b>Contact 3 Street Address</b>	1 Dr. Carlton B. Goodlett Place
<b>Contact 3 City, State ZIP</b>	San Francisco, CA 94102

<b>Director of School Board (or equivalent)</b>	N/A
<b>Contact 4 Email Address</b>	
<b>Contact 4 Agency Name</b>	
<b>Contact 4 Street Address</b>	
<b>Contact 4 City, State ZIP</b>	

**Notes/Comments:**

S)

---

**From:** Board of Supervisors, (BOS)  
**To:** BOS-Supervisors  
**Subject:** FW: CPUC Notification - Verizon Wireless - Pier 28  
**Attachments:** CPUC Notification - Verizon Wireless - Pier 28.pdf

**From:** West Area CPUC [mailto:WestAreaCPUC@VerizonWireless.com]

**Sent:** Monday, October 12, 2015 1:32 PM

**To:** Masry, Omar (CPC) <omar.masry@sfgov.org>; Administrator, City (ADM) <city.administrator@sfgov.org>; Board of Supervisors, (BOS) <board.of.supervisors@sfgov.org>; Reynolds, Susan (PRT) <susan.reynolds@sfport.com>


**Cc:** West Area CPUC <WestAreaCPUC@VerizonWireless.com>

**Subject:** CPUC Notification - Verizon Wireless - Pier 28

This is to provide your agency with notice according to the provisions of General Order No. 159A of the Public Utilities Commission of the State of California ("CPUC"). This notice is being provided pursuant to Section IV.C.2.

If you prefer to receive these notices by US Mail, please reply to this email stating your jurisdiction's preference.

Thank You



October 12, 2015

Ms. Anna Hom  
**Consumer Protection and Safety Division**  
California Public Utilities Commission  
505 Van Ness Avenue  
San Francisco, CA 94102  
[alh@cpuc.ca.gov](mailto:alh@cpuc.ca.gov)

RE: Notification Letter for Pier 28  
San Francisco-Oakland, CA / GTE Mobilnet of California Limited Partnership / U-3002-C

---

This is to provide the Commission with notice according to the provisions of General Order No. 159A of the Public Utilities Commission of the State of California ("CPUC") for the project described in Attachment A.

A copy of this notification letter is also being provided to the appropriate local government agency for its information. Should there be any questions regarding this project, or if you disagree with any of the information contained herein, please contact the representative below.

Sincerely,

Melinda Salem  
Engr IV Spec-RE/Regulatory  
15505 Sand Canyon Avenue, Irvine, CA 92618  
[WestAreaCPUC@VerizonWireless.com](mailto:WestAreaCPUC@VerizonWireless.com)

# CPUC Attachment A



Site Name	Pier 28
Legal Entity	GTE Mobilnet of California Limited Partnership
Type of Project	Initial Build (new presence for VZW)
Street Address of Site	Pier 28 Building
Site Location City	San Francisco
Site Location Zip Code	94105
Site Location County	San Francisco
Site Location APN Number	9900-028

Site Coordinates			
	Degrees	Minutes	Seconds
Latitude	37	47	17.02
Longitude	122	23	13.9
NAD 83			

**Brief Description of Project**  
 Installation of new equipment inside an existing room within the Pier 28 building. Installation on the rooftop of 9 panel antennas along with 2 GPS antennas, 9 RRU's, 3 Raycaps and associated cabling. Installation of a power meter/main & transformer, emergency natural gas generator at ground level and associated utility routes through existing building to lease areas.

Number & type of Antennas / Dishes	9 Panels - 3 sectors, (3) antennas per sector
Tower Design	Flush Mounted on Clearstory
Tower Appearance	
Tower Height (in feet)	30' AGL
Size of Building or NA	380 sf equipment room

LAND USE OR BUILDING APPROVALS	
Type of Approval Issued	Environmental Evaluation - Neg Dec
Issue Date of Approval	9/16/2015
Effective Date of Approval	10/16/2015
Agency Name	City of San Francisco
Approval Permit Number	Case#: 2015-010924ENV
Resolution Number	
Type of Approval Issued (2)	Interdivisional Review
Issue Date of Approval (2)	9/23/2015 (Planning)
Effective Date of Approval (2)	
Agency Name (2)	Port of San Francisco
Approval Permit Number (2)	Facility 1280 - Pier 28
Resolution Number (2)	

Planning Director (or equivalent)	Wireless Planner
Contact 1 Email Address	<a href="mailto:omar.masry@sfgov.org">omar.masry@sfgov.org</a>
Contact 1 Agency Name	City of San Francisco
Contact 1 Street Address	1660 Mission Street, #400
Contact 1 City, State ZIP	San Francisco, CA 94103

City Manager (or equivalent)	City Administrator
Contact 2 Email Address	<a href="mailto:city.administrator@sfgov.org">city.administrator@sfgov.org</a>
Contact 2 Agency Name	City of San Francisco
Contact 2 Street Address	1 Dr. Carlton B. Goodlett Place
Contact 2 City, State ZIP	San Francisco, CA 94102

City Clerk (or equivalent)	Clerk of the Board
Contact 3 Email Address	<a href="mailto:Board.of.Supervisors@sfgov.org">Board.of.Supervisors@sfgov.org</a>
Contact 3 Agency Name	City of San Francisco
Contact 3 Street Address	1 Dr. Carlton B. Goodlett Place
Contact 3 City, State ZIP	San Francisco, CA 94102

Port Real Estate Director	Susan Reynolds
Contact 4 Email Address	<a href="mailto:susan.reynolds@sfpport.com">susan.reynolds@sfpport.com</a>
Contact 4 Agency Name	Port of San Francisco
Contact 4 Street Address	Pier 1, The Embarcadero
Contact 4 City, State ZIP	San Francisco, CA 94111

**Notes/Comments:**



BOS-11, 10 page  
745 7<sup>th</sup> Avenue  
New York NY 10019  
USA

RECEIVED  
BOARD OF SUPERVISORS  
SAN FRANCISCO

Tel +1 (212) 526 7000

October 8, 2015

2015 OCT 13 PM 2:41

Ak

**BY FIRST CLASS MAIL**

San Francisco County Board of Supervisors  
1 Dr. Carlton B. Goodlett Place, Rm. 244  
San Francisco, CA 94102

Dear Chief Elected Official of San Francisco County:

Please be on notice that Barclays Capital Inc. ("Barclays") has entered into an agreement to sell its Wealth and Investment Management division to Stifel Financial Corporation. In conjunction with that sale, Barclays is permanently closing its Wealth and Investment Management division and anticipates separating employees who work at our San Francisco, California office (including employees who work at our 555 California Street location).

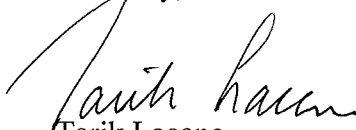
The employee separations at issue are permanent and are scheduled to begin on December 28, 2015 and be completed by the end of the calendar year. Some employees are entitled to a notice period ranging in length from 30 to 90 days, the latest of which is anticipated to be completed by March 10, 2016. For those who are entitled to a notice period, Barclays will pay employees their regular pay and benefits during such notice period regardless of whether they are required to report to work. Following this exercise, Barclays will continue to have some employees to assist in the wind-down of operations.

Attached is an anticipated schedule of these layoffs, broken down by job title and the number of affected employees in each job title. Barclays will retain additional information on site related to this exercise.

We delivered, by hand, written notice to affected employees beginning September 24, 2015. The employees do not have the right to displace or bump any other Barclays employee, and they will not be recalled to work. None of the employees are represented by a union to whom notice would be given.

For further information from a Barclays representative, please contact Tarik Lacene at (212) 412-3314.

Sincerely,

  
Tarik Lacene



ATTACHMENT

San Francisco

Job Title	Number of Affected Employees
Assistant VP	3
BA4	10
Director	4
Vice President	3

---

**From:** Board of Supervisors, (BOS)  
**To:** BOS-Supervisors  
**Subject:** FW: blue angels

**From:** Mike Smith [mailto:mikes1280@yahoo.com]  
**Sent:** Saturday, October 10, 2015 6:49 PM  
**To:** Board of Supervisors, (BOS) <board.of.supervisors@sfgov.org>  
**Subject:** blue angels

Please ban the blue angels from flying over the city again. They do nothing but disturbing the peace. The loud noise is not only really irritating to many residents, but can even cause health related issues such as stress and loss of hearing.



---

**From:** Board of Supervisors, (BOS)  
**To:** BOS-Supervisors  
**Subject:** FW: GG Bridge Suicide Prevention Barrier

**From:** Don Gonsalves [mailto:donizm@yahoo.com]  
**Sent:** Tuesday, October 13, 2015 9:23 AM  
**To:** Board of Supervisors, (BOS) <board.of.supervisors@sfgov.org>; Lee, Mayor (MYR) <mayoredwinlee@sfgov.org>  
**Subject:** GG Bridge Suicide Prevention Barrier

Hello. I just wanted to offer a potential solution regarding efforts to reduce/prevent individuals from attempting to jump off the bridge.

At first pass my suggestion may seem a bit "harsh" but I think it would be a very effective deterrent and prevent many deaths from people jumping.

Mount electrically charged wiring along both sides of the bridge (essentially an electric fence). The charge would not need to be strong enough to produce lasting injury...just a good SHOCK to prevent climbing over existing barriers. I believe this could be done in a way that would not detract from the view off the bridge and could be quite subtle (but with warning signs). Cost would likely be much cheaper than erecting other physical barriers.

-Don Gonsalves (A concerned Concord, CA resident who would genuinely like to prevent needless suicide deaths).  
Cell # 925-586-3105

## Board of Supervisors

It recently came to my attention that healthcare workers have the same trouble as the average car driving citizen when it comes to parking. When they are desperately needed to help the ill in these homes.

My partner Chris passed away September 22<sup>ND</sup> 4:55pm.  
The worst day of my life forever.

During the days that lead up to this I had the wonderful help of Sutter Care Hospice. I could not have fulfilled my partners last wish to die at home without their help and constant care.

My partner and I have lived for 23 years on Russian Hill. As every San Franciscan knows there is very limited parking here.

This caused many challenges for my angels each time they came to our home.

One evening my sweet man stumbled and fell I just couldn't get to him in time. He cut his forehead when he hit a corner of a table. I got him up onto the bed and ran to call Hospice. They helped me on the phone to slow the bleeding and calm my nerves while contacting a nurse to come to my aide.

The nurse called back telling me where she was

RECEIVED  
BOARD OF SUPERVISORS  
SAN FRANCISCO  
2015 OCT 1  
PM 2:28

and how quickly she would be here. It took her an extra 40 minutes because she could not find parking anywhere on the hill.

I had to rush outside to help her park illegally in front of our apartment building.

All this time my partner is alone, bleeding and in confused fear because his cancer has gone into his brain by then.

Why can't these angels that work so hard to help have the same parking freedom as a Police car, Fire engine or Emergency vehicles.

A simple placard placed in the window could work or even better designated parking areas at every block only for them.

This is some thing that should not have been an issue. Please correct this bad mistake in our City-of-love.

The terminally ill still have health rights.

Thank you for your time.

Joe R. Pribble