

File No. 161324

Committee Item No. _____

Board Item No. 71

COMMITTEE/BOARD OF SUPERVISORS

AGENDA PACKET CONTENTS LIST

Committee: _____

Date: _____

Board of Supervisors Meeting

Date: December 13, 2016

Cmte Board

- | | | |
|--------------------------|-------------------------------------|--|
| <input type="checkbox"/> | <input type="checkbox"/> | Motion |
| <input type="checkbox"/> | <input checked="" type="checkbox"/> | Resolution |
| <input type="checkbox"/> | <input type="checkbox"/> | Ordinance |
| <input type="checkbox"/> | <input type="checkbox"/> | Legislative Digest |
| <input type="checkbox"/> | <input type="checkbox"/> | Budget and Legislative Analyst Report |
| <input type="checkbox"/> | <input type="checkbox"/> | Youth Commission Report |
| <input type="checkbox"/> | <input checked="" type="checkbox"/> | Introduction Form |
| <input type="checkbox"/> | <input type="checkbox"/> | Department/Agency Cover Letter and/or Report |
| <input type="checkbox"/> | <input type="checkbox"/> | MOU |
| <input type="checkbox"/> | <input type="checkbox"/> | Grant Information Form |
| <input type="checkbox"/> | <input type="checkbox"/> | Grant Budget |
| <input type="checkbox"/> | <input type="checkbox"/> | Subcontract Budget |
| <input type="checkbox"/> | <input type="checkbox"/> | Contract/Agreement |
| <input type="checkbox"/> | <input type="checkbox"/> | Form 126 – Ethics Commission |
| <input type="checkbox"/> | <input type="checkbox"/> | Award Letter |
| <input type="checkbox"/> | <input type="checkbox"/> | Application |
| <input type="checkbox"/> | <input type="checkbox"/> | Public Correspondence |

OTHER

- | | | |
|--------------------------|-------------------------------------|---|
| <input type="checkbox"/> | <input checked="" type="checkbox"/> | <u>Elections Certification of Results - Received December 6, 2016</u> |
| <input type="checkbox"/> | <input type="checkbox"/> | _____ |
| <input type="checkbox"/> | <input type="checkbox"/> | _____ |
| <input type="checkbox"/> | <input type="checkbox"/> | _____ |
| <input type="checkbox"/> | <input type="checkbox"/> | _____ |

Prepared by: Brent Jalipa

Date: December 9, 2016

Prepared by: _____

Date: _____

1 [Declaration of Election Results of the November 8, 2016, Consolidated General Election]

2
3 **Resolution declaring the results of the November 8, 2016, Consolidated General**
4 **Election.**

5
6 WHEREAS, A Consolidated General Election was conducted in the City and County of
7 San Francisco on Tuesday, November 8, 2016, which placed before the electorate candidates
8 for the San Francisco Board of Supervisors, the Governing Board of the Community College
9 District, the Governing Board of the San Francisco Unified School District, San Francisco
10 Superior Court, and BART District Board of Directors; and local ballot measures; and;

11 WHEREAS, John Arntz, the Director of Elections for the City and County of San
12 Francisco, has certified the results of the Consolidated General Election, a copy of which is
13 contained in File No. 161324 of the Board of Supervisors, and which is incorporated herein by
14 reference; now, therefore, be it

15 RESOLVED, That this Board of Supervisors declares, under Section 9269 and 15400
16 of the California Elections Code, the results of the Consolidated General Election conducted
17 in the City and County of San Francisco on Tuesday, November 8, 2016, as certified by the
18 Director of Elections, as follows:

19
20 **SECTION 1. LOCAL ELECTIVE OFFICES.**

21 The persons listed below are declared elected to the office indicated:

- 22 1. SANDRA LEE FEWER
23 Member, Board of Supervisors, District 1
24 2. AARON PESKIN
25 Member, Board of Supervisors, District 3

- 1 3. LONDON BREED
- 2 Member, Board of Supervisors, District 5
- 3 4. NORMAN YEE
- 4 Member, Board of Supervisors, District 7
- 5 5. HILLARY RONEN
- 6 Member, Board of Supervisors, District 9
- 7 6. AHSHA SAFAI
- 8 Member, Board of Supervisors, District 11
- 9 8. MATT HANEY
- 10 Member, Board of Education
- 11 9. MARK SANCHEZ
- 12 Member, Board of Education
- 13 10. STEVEN COOK
- 14 Member, Board of Education
- 15 11. RACHEL NORTON
- 16 Member, Board of Education
- 17 12. SHANELL WILLIAMS
- 18 Member, Community College Board of Trustees
- 19 13. RAFAEL MANDELMAN
- 20 Member, Community College Board of Trustees
- 21 14. ALEX RANDOLPH
- 22 Member, Community College Board of Trustees
- 23 15. TOM TEMPRANO
- 24 Member, Community College Board of Trustees

//

1
2
3
4
5
6
7
8
9
10
11
12
13
14
15
16
17
18
19
20
21
22
23
24
25

SECTION 2. OTHER ELECTIVE OFFICES.

The persons listed below are declared elected to the office indicated:

- 1. VICTOR HWANG
Superior Court Judge, Seat 7
- 2. BEVAN DUFTY
BART District Board of Directors, District 9

SECTION 3. LOCAL BALLOT MEASURES.

a. Each measure listed below is declared adopted:

1. Bonds

The following Bond received an affirmative vote of 55% of the votes cast thereon and was therefore passed by the voters:

PROPOSITION A – School Bonds

The following Bond received an affirmative vote of 2/3 of the votes cast thereon and was therefore passed by the voters:

PROPOSITION C - Loans to Finance Acquisition and Rehabilitation of Affordable Housing

2. Parcel Tax

The following Bond received an affirmative vote of 2/3 of the votes cast thereon and was therefore passed by the voters:

PROPOSITION B - City College Parcel Tax

//
//

1 3. Charter Amendments

2 The following Charter Amendments received an affirmative vote of more than a
3 majority of the votes cast thereon and were therefore passed by the voters:

4 PROPOSITION E: Responsibility for Maintaining Street Trees and Surrounding
5 Sidewalks

6 PROPOSITION G: Police Oversight

7 PROPOSITION I: Funding for Seniors and Adults with Disabilities

8 PROPOSITION J: Funding for Homelessness and Transportation

9
10 4. Ordinances

11 The following Ordinances required and received an affirmative vote of more than
12 a majority of the votes cast thereon and were therefore passed by the voters:

13 PROPOSITION N: Non-Citizen Voting in School Board Elections

14 PROPOSITION O: Office Development in Candlestick Point and Hunters Point

15 PROPOSITION Q: Prohibiting Tents on Public Sidewalks

16 PROPOSITION T: Restricting Gifts and Campaign Contributions from Lobbyists

17 PROPOSITION V: Tax on Distributing Sugar-Sweetened Beverages

18 PROPOSITION W: Real Estate Transfer Tax on Properties Over \$5 Million

19 PROPOSITION X: Preserving Space for Neighborhood Arts, Small Businesses
20 and Community Services in Certain Neighborhoods

21
22 All other local ballot measures failed to meet the legally required vote thresholds
23 for adoption.
24

n:\govern\as2016\9690393\01155335.docx



City and County of San Francisco
Department of Elections

ORIG: Leg Clerk
 O: BOS-11, COB/
 John Arntz, Director *CPAC Leg Day*

Honorable Members of the Board of Supervisors
 City and County of San Francisco
 1 Dr. Carlton B. Goodlett Place, Room 244
 San Francisco, California 94102

RECEIVED
 BOARD OF SUPERVISORS
 SAN FRANCISCO
 2016 DEC -6 PM 3:49
 AK

**Statement of the Results
 San Francisco Consolidated General Election
 November 8, 2016**

I, John Arntz, Director of Elections, certify that I have canvassed the ballots cast at the Consolidated General Election held on Tuesday, November 8, 2016, within the City and County of San Francisco, in the manner required by Division 15 of the California Elections Code.

I certify that I began the canvass immediately upon the close of the polls on November 8, 2016, and, as a result of the tabulation of all votes recorded, present a complete record entitled "Statement of the Results of the San Francisco Consolidated General Election – November 8, 2016." I also declare that the number of ballots cast in said election was 414,528, which signifies that 80.71% of San Francisco's 513,573 registered voters voted in this election. This election represents the greatest number of voters to participate in any election in the City's history and the highest number of ballot cards, nearly two million cards, processed by the Department of Elections.

In accordance with California Elections Code section 15400, I certify that the total number of votes cast for each candidate and for and against each measure is shown in this Statement of the Results and the precinct detail of all votes cast appears in the Statement of the Vote, which is posted on the Department of Elections' website at sfelections.org/results/20161108, and is incorporated by reference to this Statement of the Results.

This Statement of the Results includes tables that present summarized totals of votes cast in each contest. The tables are organized in the following manner:

1. Party-Nominated Office
 - President and Vice President of the United States
2. Voter-Nominated Offices
 - United States Senator
 - United States Representative, District 12
 - United States Representative, District 13
 - United States Representative, District 14
 - State Senator, District 11
 - Member of the State Assembly, District 17
 - Member of the State Assembly, District 19

3. Nonpartisan Offices
 - Judge of the Superior Court, Office No. 7
 - Member, Board of Education
 - Member, Community College Board
 - Bay Area Rapid Transit (BART) Director, District 7
 - Bay Area Rapid Transit (BART) Director, District 9
4. State Propositions 51–67
5. School Propositions A–B
6. City and County Propositions C–X
7. District Proposition RR
8. Local Offices
 - Member, San Francisco Board of Supervisors, District 1
 - Member, San Francisco Board of Supervisors, District 3
 - Member, San Francisco Board of Supervisors, District 5
 - Member, San Francisco Board of Supervisors, District 7
 - Member, San Francisco Board of Supervisors, District 9
 - Member, San Francisco Board of Supervisors, District 11

Although this Statement of the Results includes the contest for United States Representative, District 13, the boundary that places this district within San Francisco extends across San Francisco Bay and crosses the extreme southwest corner of Alameda Island. Other than this uninhabited corner, the district lies entirely within Alameda County. This is why the table showing results for this contest indicates 0 votes and 0% turnout.

For each results table, the candidate (or candidates, for contests with multiple seats) or ballot measure position with the most votes is preceded by an arrow ("→"). Note that, for contests that were voted on in other counties in addition to San Francisco, the results shown are for San Francisco only; the overall results and outcome may differ.


For this election, voters in even-numbered Supervisorial Districts voted using four-card ballots and voters in odd-numbered Supervisorial Districts voted using five-card ballots; the additional card included the contest for Board of Supervisors in those districts. The ballot contests were listed as follows:

- **Card 1:** party-nominated office of President and Vice President of the United States; voter-nominated offices of United States Senator, United States Representative, State Senator, and Member of the State Assembly; and nonpartisan offices of Judge of the Superior Court, Board of Education; Community College Board, and BART Director (districts 7 and 9)
- **Card 2:** State propositions 51–62
- **Card 3:** State propositions 63–67 on the front; school and City and County propositions A–H on the back
- **Card 4:** City and County propositions I–X; district proposition RR
- **Card 5:** Office of Board of Supervisors (odd-numbered districts only)


The Department of Elections applied a SHA-512 cryptographic function to all results reports associated with this election. Attachment 1 provides information regarding the SHA-512 hash values for all electronic files associated with the final, certified results reports.

Attachments 2-4 provide detailed pass reports for the application of the ranked-choice voting tabulation method for the contest of Board of Supervisors for Districts 1, 7, and 11.

In witness whereof, I hereby affix my hand and seal this 6th day of December, 2016.



John Arntz, Director of Elections



Attachment 1

List of SHA512 hash values for Certified Results Reports
Consolidated General Election, November 8, 2016

This list represents the various certified results reports the Department of Elections issued for the November 8, 2016, Consolidated General Election. The file names for each report are listed numerically, and underneath each file name is the SHA-512 cryptographic hash value applicable to each file. All reports are posted on the Department's website: <http://www.sfelections.org/results/20161108/>

1. "Summary – TXT," a summary of votes cast by contest, using a text file format.

Hash value:

B8179095D6ED5F10E5009F043ACFDD57F334A47363A79C2C29FF970DF94A053D2998632CEE3
50BC7A2F9C7643DA3DB654D8A31624618A4780DCA3DB788A57B70

2. "Summary – PDF," a summary of votes cast by contest, using a PDF format.

Hash value:

41DBB4692C03079A890D05E329BE0847F755FF6A1160EB18234CF8EA245EAC954247DF64264
1DAE9D9C39840BFB9727B3AB679EA4DF80A52DEBCEC47C88CDCCB

3. "SOV – PDF," votes cast in each precinct and for each contest, using a PDF format.

Hash value:

16183C82BB359FD6EAAA0FF6A71D2CE45AC263ED281E1BF70FCD5F759A19082C7364F7CF81
BE62FFCBE1966F12928998E000418E254E9CBC75FB6E57FE04657E

4. "SOV – Excel," votes cast in each precinct and for each contest, using Microsoft Excel worksheets.

Hash value:

F80607F255E78272DA4EB74BEAD76FCF1BB53E3D8AE788B41CB2E919CBCA8B9B9B5A09F64
F33ACE8567B1C66E7D905650235E84451AEEE89620D5A98D4A3422B

5. "SOV – TSV," votes cast in each precinct and for each contest, using tab separated values.

Hash value:

21971CFF78C94D50ED69A227BCFE61CF876D3BD4558356D026628C2D956978764FA21C2B6A
8C570E44F5C5ACB3C3C925A76AFAC5E14D016D0C103D986CD9443E

6. "SOV – RAW," votes cast in each precinct and for each contest, using a text file format.

Hash value:

2426FB493F5FDC1EABC8691077DF31B0447F78CE61D3412BC03ADB6B974FF4FD80841CDAE2
F9EBB65D97FB093B2AA1B643D3D2285A91E11A088D374EA1DCEC0C

Attachment 1

**List of SHA512 hash values for Certified Results Reports
Consolidated General Election, November 8, 2016**

7. "BOS D1-Chart," display of total votes cast in ranked-choice voting contest and elimination of candidates and transfer of remaining votes to next ranked candidates in HTML table format.

Hash value:

2065BCD10ED49420E9EDCAD51D86E87C9DD6330E6BC7EEB6CCCF6F1082F18FACE478E2E0
F22F3B623F08C73D2639139B93BFFA7535F3D4664CB494F9A032B229

8. "BOS D1-Report," lists the ranked-choice voting pass report in a PDF file.

Hash value:

1F156AB70964187DE2950670747136593DE65E6F34D9DC72EB304F2D60B1E72764EDD01CDFF
C05CE3CFA523C5D70A66F08BEA0DD45DD082FAEAB1E2A6643FEA5

9. "BOS D3-Chart," display of total votes cast in ranked-choice voting contest and elimination of candidates and transfer of remaining votes to next ranked candidates in HTML table format.

Hash value:

D5BB1FC8C23BCF6A77CC10A33BE83A378E257BCDECB8DC13942A568589320FAA5456E2641
E7A678E242DCBF3C633D60025D122A83B8FA924CE3FAAC26DB5B2B4

10. "BOS D3-Report," provides the ranked-choice voting pass report in a PDF file.

Hash value:

D4ADC1F59867E9F8C67267FBBE29892E9F672321767DACA068449513BDD01E186F6B3212F9B
F8B3393DA5120B44ACDDF669167A5A0B1CDB20B8D2C66C4793633

11. "BOS D5-Chart," display of total votes cast in ranked-choice voting contest and elimination of candidates and transfer of remaining votes to next ranked candidates in HTML table format.

Hash value:

808A136DB3B65C9D095D8F374B8500BDB6703ADCF09191A597B00078855CB999E9B598722EB
448E89C58DC3C22C7ADF67E18163CE65B21F2F518CC219FBDC2B3

12. "BOS D5-Report," provides the ranked-choice voting pass report in a PDF file.

Hash value:

D3B57CEBC35979D1D5C941112153FBD758C5A8BB6DFDF22BBD4DD693761DA0C7FA6336577
92016346E1B905308B3F1EA6F22938E27CBA0BD39BF12BF3FA9C7A2

Attachment 1

List of SHA512 hash values for Certified Results Reports
Consolidated General Election, November 8, 2016

13. "BOS D7-Chart," display of total votes cast in ranked-choice voting contest and elimination of candidates and transfer of remaining votes to next ranked candidates in HTML table format.

Hash value:

0F1F84391B08B21D9AB2C2C049F5C8E6C3379DABDD89B8EE2F77145927A376503B3100240D1
9F1D5DFC873C552988C0B43FB4ED49A69BA09CE7463402432C94E

14. "BOS D7-Report," provides the ranked-choice voting pass report in a PDF file.

Hash value:

31EDBBD23A3894F3656E53BD264992BE604A14BF65586041A6D8033D2EECC7C90CDF2E7BC4
8CB31F3C921446CA60D43E42E762D843C6D4F6385C005712FAAF7E

15. "BOS D9-Chart," display of total votes cast in ranked-choice voting contest and elimination of candidates and transfer of remaining votes to next ranked candidates in HTML table format.

Hash value:

E8DE19541C9C2CD2A5F6ED141E76958B4B158B28F77E3BCC26E7B0424D24E9DFAF373EA957
CB146C34F86CBFF4A6FA7B1D0E431DF4CDBB0FD18748DCCC2C3D7D

16. "BOS D9-Report," provides the ranked-choice voting pass report in a PDF file.

Hash value:

2256B17AD328D13B6E1814C566E3FA52428F70275261D4082DBEA3C568B6114334AF1D54524
F39B143B25A1955B5738A4F12B7E7838307A313D51FA1B0580F3F

17. "BOS D11-Chart," display of total votes cast in ranked-choice voting contest and elimination of candidates and transfer of remaining votes to next ranked candidates in HTML table format.

Hash value:

6A66B98CD96B4E9E749A47D0D683F5BBFA53EAB331AEB6A72B039CD6D59CB02A58A8BF140
3E3944D38BED52D6DCC683291B5F862170D95427C180107D6C85790

18. "BOS D11-Report," provides the ranked-choice voting pass report in a PDF file.

Hash value:

4C1F8D15836D2DD9DFC570A9B3FC75A52AC069D2F24FAE12E7E01CCDBC75E442E184964A6
635260853AD4C023B3ABB0496B2725F2ABF686A89A2358B7995B7FB

Attachment 1

List of SHA512 hash values for Certified Results Reports
Consolidated General Election, November 8, 2016

19. "Ballot Image," votes cast on each ballot card that included a ranked-choice voting for the Board of Supervisors contests in the odd-numbered Supervisorial Districts.

Hash value:

D0F078A0E05E8B43F31C0DF6C6CCE4F6D62ACCFBAB0C51C0F2C4BADCCF1AA74890BA41B
DCA1CCE78E5F202365FD8FE75B8E3FA389EDBA1243FDDD109948204A0

20. "Master Lookup," provides the key to the data listed in the Ballot Image file.

Hash value:

8DC3F7B87FD77FF17D7BFC20800F5FCD2E50D4D1400A3A758AC5F604A1748372A98CE1527F
431D104AF5357E3F2CF1F8A76921716EF4807834AA65713598C2F0

21. "Precinct Turnout," the total number of votes cast in each precinct, using a text file format.

Hash value:

D4D6E2880BCA6004C2B263498BE20CA0083CC506C519D56C4D7C36F73F2F89D8403D2101C9
C28C066C7589ABD42A6C70328A2E131AF6487D6C8C270B6AEF7A97

22. "Neighborhood Turnout – PDF," lists vote totals according to San Francisco's neighborhoods in a PDF file.

Hash value:

8E8EFE15A70B91D3C88D779DF88BFCA20785E46D633E6B99229E0DCE437328FC863DAD7734
9F60C2945B6B6DC50941484FF9CE64F018FD23F7F04ED15E85FA16

23. "Neighborhood Turnout – Excel," the total number of votes cast in each neighborhood in Excel worksheets.

Hash value:

5BADA3DAE8394F4C9117B750769DBC1F3D0EC18AC02E14D2390282FB179835528E536BEADC
1C31FFE953BE716320C76E1C2FD1020817778D69AEA2C3BF34897D

24. "SHA-512.csv," provides a list of all hashed election results files in a comma-separated values format.

Hash value:

3720033313913490E7D078058965E3E1E2DA8EFCEE9DF05C1A557422CEC7F613E1B44B8CF64
EA86D548E621CF36531AABB79E1113A85AE4FB9596CA1D4B8E744

Attachment 1

**List of SHA512 hash values for Certified Results Reports
Consolidated General Election, November 8, 2016**

25. **"Vote-by-Mail Status Report,"** lists the disposition of the vote-by-mail ballots the Department received.

Hash value:

F64EEE584A13D542EF6248AB925A425C11FFE16ACEF0ABE158CF8CE4A890F3D3B50ADC869
F6253C37718FEA5703056C969AC9B5D1B7E7F695A7D8179DED10CCB

26. **"Provisional Ballot Status Report,"** lists the disposition of the provisional ballots the Department received.

Hash value:

9A98D1A3B8DABB16112F7AE7B84E30F30AB9E38C654818F23C250823A31273CE74F3F17955C
3AC4CFCFA73B96F910670896B3F93F5E883BD58E7484926987727

RCV Results Report

Customer Name:	The City and County of San Francisco	Election Date:	11/8/2016
Election Name:	SFC_20161108_E	Run Date:	12/6/2016
Contest:	Board of Supervisors, District 1	Load Type:	Complete

Run Id: 136 - Pass 0

Pass Number: 0

Final State

Candidate	Votes	% Vote
SAMUEL KWONG	744	2.35%
SHERMAN R. D'SILVA	558	1.76%
MARJAN PHILHOUR	11099	35.03%
RICHIE GREENBERG	980	3.09%
DAVID LEE	3402	10.74%
BRIAN J. LARKIN	747	2.36%
JONATHAN LYENS	611	1.93%
SANDRA LEE FEWER	12568	39.67%
ANDY THORNLEY	360	1.14%
JASON JUNGREIS	612	1.93%
WRITE-IN	0	0.00%
	Continuing Ballots	31681
Exhausted by Over Votes	192	
Under Votes	3236	
Exhausted Ballots	0	
	Total Ballots	35109

RCV Results Report

Customer Name: The City and County of San Francisco Election Date: 11/8/2016
Election Name: SFC_20161108_E Run Date: 12/6/2016
Contest: Board of Supervisors, District 1 Load Type: Complete

Run Id: 136 - Pass 1

Pass Number: 1

Initial State

Candidate	Votes	% Vote
SAMUEL KWONG	744	2.35%
SHERMAN R. D'SILVA	558	1.76%
MARJAN PHILHOUR	11099	35.03%
RICHIE GREENBERG	980	3.09%
DAVID LEE	3402	10.74%
BRIAN J. LARKIN	747	2.36%
JONATHAN LYENS	611	1.93%
SANDRA LEE FEWER	12568	39.67%
ANDY THORNLEY	360	1.14%
JASON JUNGREIS	612	1.93%
WRITE-IN	0	0.00%
Continuing Ballots	31681	
Exhausted by Over Votes	192	
Under Votes	3236	
Exhausted Ballots	0	
Total Ballots	35109	

Eliminated Candidates - Pass

1

Candidate	Votes
WRITE-IN	0

Final State

Candidate	Votes	% Vote
SAMUEL KWONG	744	2.35%
SHERMAN R. D'SILVA	558	1.76%
MARJAN PHILHOUR	11099	35.03%
RICHIE GREENBERG	980	3.09%
DAVID LEE	3402	10.74%
BRIAN J. LARKIN	747	2.36%
JONATHAN LYENS	611	1.93%
SANDRA LEE FEWER	12568	39.67%
ANDY THORNLEY	360	1.14%
JASON JUNGREIS	612	1.93%
WRITE-IN	Eliminated in pass 1. 0	0.00%
	Continuing Ballots	31681
Exhausted by Over Votes	192	
Under Votes	3236	
Exhausted Ballots	0	
	Total Ballots	35109

RCV Results Report

Customer Name: The City and County of San Francisco Election Date: 11/8/2016
Election Name: SFC_20161108_E Run Date: 12/6/2016
Contest: Board of Supervisors, District 1 Load Type: Complete

Run Id: 136 - Pass 2

Pass Number: 2

Initial State

Candidate	Votes	% Vote
SAMUEL KWONG	744	2.35%
SHERMAN R. D'SILVA	558	1.76%
MARJAN PHILHOUR	11099	35.03%
RICHIE GREENBERG	980	3.09%
DAVID LEE	3402	10.74%
BRIAN J. LARKIN	747	2.36%
JONATHAN LYENS	611	1.93%
SANDRA LEE FEWER	12568	39.67%
ANDY THORNLEY	360	1.14%
JASON JUNGREIS	612	1.93%
WRITE-IN	Eliminated in pass 1. 0	0.00%
	Continuing Ballots	31681
Exhausted by Over Votes	192	
Under Votes	3236	
Exhausted Ballots	0	
	Total Ballots	35109

Eliminated Candidates - Pass 2

Candidate	Votes
ANDY THORNLEY	360

Vote Changes - Pass 2

From	To	Exhausted	Transferred
ANDY THORNLEY	Exhausted Ballots	33	0
ANDY THORNLEY	BRIAN J. LARKIN	0	26
ANDY THORNLEY	DAVID LEE	0	12
ANDY THORNLEY	JASON JUNGREIS	0	16
ANDY THORNLEY	JONATHAN LYENS	0	43
ANDY THORNLEY	MARJAN PHILHOUR	0	68
ANDY THORNLEY	RICHIE GREENBERG	0	10
ANDY THORNLEY	SAMUEL KWONG	0	4
ANDY THORNLEY	SANDRA LEE FEWER	0	139
ANDY THORNLEY	SHERMAN R. D'SILVA	0	9
	Total	33	327

Final State

Candidate		Votes	% Vote
SAMUEL KWONG		748	2.36%
SHERMAN R. D'SILVA		567	1.79%
MARJAN PHILHOUR		11167	35.29%
RICHIE GREENBERG		990	3.13%
DAVID LEE		3414	10.79%
BRIAN J. LARKIN		773	2.44%
JONATHAN LYENS		654	2.07%
SANDRA LEE FEWER		12707	40.15%
ANDY THORNLEY	Eliminated in pass 2.	0	0.00%
JASON JUNGREIS		628	1.98%
WRITE-IN	Eliminated in pass 1.	0	0.00%
	Continuing Ballots	31648	
Exhausted by Over Votes		192	
Under Votes		3236	
Exhausted Ballots		33	
	Total Ballots	35109	

RCV Results Report

Customer Name: The City and County of San Francisco Election Date: 11/8/2016
Election Name: SFC_20161108_E Run Date: 12/6/2016
Contest: Board of Supervisors, District 1 Load Type: Complete

Run Id: 136 - Pass 3

Pass Number: 3

Initial State

Candidate	Votes	% Vote	
SAMUEL KWONG	748	2.36%	
SHERMAN R. D'SILVA	567	1.79%	
MARJAN PHILHOUR	11167	35.29%	
RICHIE GREENBERG	990	3.13%	
DAVID LEE	3414	10.79%	
BRIAN J. LARKIN	773	2.44%	
JONATHAN LYENS	654	2.07%	
SANDRA LEE FEWER	12707	40.15%	
ANDY THORNLEY	Eliminated in pass 2.	0	0.00%
JASON JUNGREIS	628	1.98%	
WRITE-IN	Eliminated in pass 1.	0	0.00%
	Continuing Ballots	31648	
Exhausted by Over Votes	192		
Under Votes	3236		
Exhausted Ballots	33		
	Total Ballots	35109	

Eliminated Candidates - Pass

3

Candidate	Votes
SHERMAN R. D'SILVA	567

Vote Changes - Pass 3

From	To	Exhausted	Transferred
SHERMAN R. D'SILVA	Exhausted Ballots	87	0
SHERMAN R. D'SILVA	Over Votes	3	0
SHERMAN R. D'SILVA	BRIAN J. LARKIN	0	62
SHERMAN R. D'SILVA	DAVID LEE	0	82
SHERMAN R. D'SILVA	JASON JUNGREIS	0	29
SHERMAN R. D'SILVA	JONATHAN LYENS	0	28
SHERMAN R. D'SILVA	MARJAN PHILHOUR	0	113
SHERMAN R. D'SILVA	RICHIE GREENBERG	0	58
SHERMAN R. D'SILVA	SAMUEL KWONG	0	17
SHERMAN R. D'SILVA	SANDRA LEE FEWER	0	88
	Total	90	477

Final State

Candidate		Votes	% Vote
SAMUEL KWONG		765	2.42%
SHERMAN R. D'SILVA	Eliminated in pass 3.	0	0.00%
MARJAN PHILHOUR		11280	35.74%
RICHIE GREENBERG		1048	3.32%
DAVID LEE		3496	11.08%
BRIAN J. LARKIN		835	2.65%
JONATHAN LYENS		682	2.16%
SANDRA LEE FEWER		12795	40.54%
ANDY THORNLEY	Eliminated in pass 2.	0	0.00%
JASON JUNGREIS		657	2.08%
WRITE-IN	Eliminated in pass 1.	0	0.00%
	Continuing Ballots	31558	
Exhausted by Over Votes		195	
Under Votes		3236	
Exhausted Ballots		120	
	Total Ballots	35109	

RCV Results Report

Customer Name: The City and County of San Francisco Election Date: 11/8/2016
Election Name: SFC_20161108_E Run Date: 12/6/2016
Contest: Board of Supervisors, District 1 Load Type: Complete

Run Id: 136 - Pass 4**Pass Number: 4****Initial State**

Candidate		Votes	% Vote
SAMUEL KWONG		765	2.42%
SHERMAN R. D'SILVA	Eliminated in pass 3.	0	0.00%
MARJAN PHILHOUR		11280	35.74%
RICHIE GREENBERG		1048	3.32%
DAVID LEE		3496	11.08%
BRIAN J. LARKIN		835	2.65%
JONATHAN LYENS		682	2.16%
SANDRA LEE FEWER		12795	40.54%
ANDY THORNLEY	Eliminated in pass 2.	0	0.00%
JASON JUNGREIS		657	2.08%
WRITE-IN	Eliminated in pass 1.	0	0.00%
	Continuing Ballots	31558	
Exhausted by Over Votes		195	
Under Votes		3236	
Exhausted Ballots		120	
	Total Ballots	35109	

Eliminated Candidates - Pass**4**

Candidate	Votes
JASON JUNGREIS	657

Vote Changes - Pass 4

From	To	Exhausted	Transferred
JASON JUNGREIS	Exhausted Ballots	78	0
JASON JUNGREIS	BRIAN J. LARKIN	0	70
JASON JUNGREIS	DAVID LEE	0	70
JASON JUNGREIS	JONATHAN LYENS	0	52
JASON JUNGREIS	MARJAN PHILHOUR	0	111
JASON JUNGREIS	RICHIE GREENBERG	0	181
JASON JUNGREIS	SAMUEL KWONG	0	27
JASON JUNGREIS	SANDRA LEE FEWER	0	68
	Total	78	579

Final State

Candidate		Votes	% Vote
SAMUEL KWONG		792	2.52%
SHERMAN R. D'SILVA	Eliminated in pass 3.	0	0.00%
MARJAN PHILHOUR		11391	36.18%
RICHIE GREENBERG		1229	3.90%
DAVID LEE		3566	11.33%
BRIAN J. LARKIN		905	2.87%
JONATHAN LYENS		734	2.33%
SANDRA LEE FEWER		12863	40.86%
ANDY THORNLEY	Eliminated in pass 2.	0	0.00%
JASON JUNGREIS	Eliminated in pass 4.	0	0.00%
WRITE-IN	Eliminated in pass 1.	0	0.00%
	Continuing Ballots	31480	
Exhausted by Over Votes		195	
Under Votes		3236	
Exhausted Ballots		198	
	Total Ballots	35109	

RCV Results Report

Customer Name: The City and County of San Francisco Election Date: 11/8/2016
Election Name: SFC_20161108_E Run Date: 12/6/2016
Contest: Board of Supervisors, District 1 Load Type: Complete

Run Id: 136 - Pass 5**Pass Number: 5**

Initial State			
Candidate	Votes	% Vote	
SAMUEL KWONG	792	2.52%	
SHERMAN R. D'SILVA	Eliminated in pass 3.	0	0.00%
MARJAN PHILHOUR	11391	36.18%	
RICHIE GREENBERG	1229	3.90%	
DAVID LEE	3566	11.33%	
BRIAN J. LARKIN	905	2.87%	
JONATHAN LYENS	734	2.33%	
SANDRA LEE FEWER	12863	40.86%	
ANDY THORNLEY	Eliminated in pass 2.	0	0.00%
JASON JUNGREIS	Eliminated in pass 4.	0	0.00%
WRITE-IN	Eliminated in pass 1.	0	0.00%
	Continuing Ballots	31480	
Exhausted by Over Votes	195		
Under Votes	3236		
Exhausted Ballots	198		
	Total Ballots	35109	

Eliminated Candidates - Pass 5	
Candidate	Votes
JONATHAN LYENS	734

Vote Changes - Pass 5

From	To	Exhausted	Transferred
JONATHAN LYENS	Exhausted Ballots	104	0
JONATHAN LYENS	BRIAN J. LARKIN	0	71
JONATHAN LYENS	DAVID LEE	0	77
JONATHAN LYENS	MARJAN PHILHOUR	0	168
JONATHAN LYENS	RICHIE GREENBERG	0	61
JONATHAN LYENS	SAMUEL KWONG	0	32
JONATHAN LYENS	SANDRA LEE FEWER	0	221
	Total	104	630

Final State

Candidate		Votes	% Vote
SAMUEL KWONG		824	2.63%
SHERMAN R. D'SILVA	Eliminated in pass 3.	0	0.00%
MARJAN PHILHOUR		11559	36.84%
RICHIE GREENBERG		1290	4.11%
DAVID LEE		3643	11.61%
BRIAN J. LARKIN		976	3.11%
JONATHAN LYENS	Eliminated in pass 5.	0	0.00%
SANDRA LEE FEWER		13084	41.70%
ANDY THORNLEY	Eliminated in pass 2.	0	0.00%
JASON JUNGREIS	Eliminated in pass 4.	0	0.00%
WRITE-IN	Eliminated in pass 1.	0	0.00%
	Continuing Ballots	31376	
Exhausted by Over Votes		195	
Under Votes		3236	
Exhausted Ballots		302	
	Total Ballots	35109	

RCV Results Report

Customer Name: The City and County of San Francisco Election Date: 11/8/2016
Election Name: SFC_20161108_E Run Date: 12/6/2016
Contest: Board of Supervisors, District 1 Load Type: Complete

Run Id: 136 - Pass 6

Pass Number: 6

Initial State

Candidate		Votes	% Vote
SAMUEL KWONG		824	2.63%
SHERMAN R. D'SILVA	Eliminated in pass 3.	0	0.00%
MARJAN PHILHOUR		11559	36.84%
RICHIE GREENBERG		1290	4.11%
DAVID LEE		3643	11.61%
BRIAN J. LARKIN		976	3.11%
JONATHAN LYENS	Eliminated in pass 5.	0	0.00%
SANDRA LEE FEWER		13084	41.70%
ANDY THORNLEY	Eliminated in pass 2.	0	0.00%
JASON JUNGREIS	Eliminated in pass 4.	0	0.00%
WRITE-IN	Eliminated in pass 1.	0	0.00%
	Continuing Ballots	31376	
Exhausted by Over Votes		195	
Under Votes		3236	
Exhausted Ballots		302	
	Total Ballots	35109	

Eliminated Candidates - Pass 6

Candidate	Votes
SAMUEL KWONG	824

Vote Changes - Pass 6

From	To	Exhausted	Transferred
SAMUEL KWONG	Exhausted Ballots	118	0
SAMUEL KWONG	Over Votes	4	0
SAMUEL KWONG	BRIAN J. LARKIN	0	56
SAMUEL KWONG	DAVID LEE	0	242
SAMUEL KWONG	MARJAN PHILHOUR	0	206
SAMUEL KWONG	RICHIE GREENBERG	0	130
SAMUEL KWONG	SANDRA LEE FEWER	0	68
	Total	122	702

Final State

Candidate		Votes	% Vote
SAMUEL KWONG	Eliminated in pass 6.	0	0.00%
SHERMAN R. D'SILVA	Eliminated in pass 3.	0	0.00%
MARJAN PHILHOUR		11765	37.64%
RICHIE GREENBERG		1420	4.54%
DAVID LEE		3885	12.43%
BRIAN J. LARKIN		1032	3.30%
JONATHAN LYENS	Eliminated in pass 5.	0	0.00%
SANDRA LEE FEWER		13152	42.08%
ANDY THORNLEY	Eliminated in pass 2.	0	0.00%
JASON JUNGREIS	Eliminated in pass 4.	0	0.00%
WRITE-IN	Eliminated in pass 1.	0	0.00%
	Continuing Ballots	31254	
Exhausted by Over Votes		199	
Under Votes		3236	
Exhausted Ballots		420	
	Total Ballots	35109	

RCV Results Report

Customer Name: The City and County of San Francisco Election Date: 11/8/2016
Election Name: SFC_20161108_E Run Date: 12/6/2016
Contest: Board of Supervisors, District 1 Load Type: Complete

Run Id: 136 - Pass 7

Pass Number: 7

Initial State			
Candidate		Votes	% Vote
SAMUEL KWONG	Eliminated in pass 6.	0	0.00%
SHERMAN R. D'SILVA	Eliminated in pass 3.	0	0.00%
MARJAN PHILHOUR		11765	37.64%
RICHIE GREENBERG		1420	4.54%
DAVID LEE		3885	12.43%
BRIAN J. LARKIN		1032	3.30%
JONATHAN LYENS	Eliminated in pass 5.	0	0.00%
SANDRA LEE FEWER		13152	42.08%
ANDY THORNLEY	Eliminated in pass 2.	0	0.00%
JASON JUNGREIS	Eliminated in pass 4.	0	0.00%
WRITE-IN	Eliminated in pass 1.	0	0.00%
	Continuing Ballots	31254	
Exhausted by Over Votes		199	
Under Votes		3236	
Exhausted Ballots		420	
	Total Ballots	35109	

Eliminated Candidates - Pass 7	
Candidate	Votes
BRIAN J. LARKIN	1032

Vote Changes - Pass 7

From	To	Exhausted	Transferred
BRIAN J. LARKIN	Exhausted Ballots	401	0
BRIAN J. LARKIN	Over Votes	1	0
BRIAN J. LARKIN	DAVID LEE	0	121
BRIAN J. LARKIN	MARJAN PHILHOUR	0	203
BRIAN J. LARKIN	RICHIE GREENBERG	0	142
BRIAN J. LARKIN	SANDRA LEE FEWER	0	164
	Total	402	630

Final State

Candidate		Votes	% Vote
SAMUEL KWONG	Eliminated in pass 6.	0	0.00%
SHERMAN R. D'SILVA	Eliminated in pass 3.	0	0.00%
MARJAN PHILHOUR		11968	38.79%
RICHIE GREENBERG		1562	5.06%
DAVID LEE		4006	12.98%
BRIAN J. LARKIN	Eliminated in pass 7.	0	0.00%
JONATHAN LYENS	Eliminated in pass 5.	0	0.00%
SANDRA LEE FEWER		13316	43.16%
ANDY THORNLEY	Eliminated in pass 2.	0	0.00%
JASON JUNGREIS	Eliminated in pass 4.	0	0.00%
WRITE-IN	Eliminated in pass 1.	0	0.00%
	Continuing Ballots	30852	
Exhausted by Over Votes		200	
Under Votes		3236	
Exhausted Ballots		821	
	Total Ballots	35109	

RCV Results Report

Customer Name: The City and County of San Francisco Election Date: 11/8/2016
Election Name: SFC_20161108_E Run Date: 12/6/2016
Contest: Board of Supervisors, District 1 Load Type: Complete

Run Id: 136 - Pass 8**Pass Number: 8****Initial State**

Candidate		Votes	% Vote
SAMUEL KWONG	Eliminated in pass 6.	0	0.00%
SHERMAN R. D'SILVA	Eliminated in pass 3.	0	0.00%
MARJAN PHILHOUR		11968	38.79%
RICHIE GREENBERG		1562	5.06%
DAVID LEE		4006	12.98%
BRIAN J. LARKIN	Eliminated in pass 7.	0	0.00%
JONATHAN LYENS	Eliminated in pass 5.	0	0.00%
SANDRA LEE FEWER		13316	43.16%
ANDY THORNLEY	Eliminated in pass 2.	0	0.00%
JASON JUNGREIS	Eliminated in pass 4.	0	0.00%
WRITE-IN	Eliminated in pass 1.	0	0.00%
	Continuing Ballots	30852	
Exhausted by Over Votes		200	
Under Votes		3236	
Exhausted Ballots		821	
	Total Ballots	35109	

Eliminated Candidates - Pass 8

Candidate	Votes
RICHIE GREENBERG	1562

Vote Changes - Pass 8

From	To	Exhausted	Transferred
RICHIE GREENBERG	Exhausted Ballots	922	0
RICHIE GREENBERG	Over Votes	3	0
RICHIE GREENBERG	DAVID LEE	0	160
RICHIE GREENBERG	MARJAN PHILHOUR	0	314
RICHIE GREENBERG	SANDRA LEE FEWER	0	163
	Total	925	637

Final State

Candidate		Votes	% Vote
SAMUEL KWONG	Eliminated in pass 6.	0	0.00%
SHERMAN R. D'SILVA	Eliminated in pass 3.	0	0.00%
MARJAN PHILHOUR		12282	41.04%
RICHIE GREENBERG	Eliminated in pass 8.	0	0.00%
DAVID LEE		4166	13.92%
BRIAN J. LARKIN	Eliminated in pass 7.	0	0.00%
JONATHAN LYENS	Eliminated in pass 5.	0	0.00%
SANDRA LEE FEWER		13479	45.04%
ANDY THORNLEY	Eliminated in pass 2.	0	0.00%
JASON JUNGREIS	Eliminated in pass 4.	0	0.00%
WRITE-IN	Eliminated in pass 1.	0	0.00%
	Continuing Ballots	29927	
Exhausted by Over Votes		203	
Under Votes		3236	
Exhausted Ballots		1743	
	Total Ballots	35109	

RCV Results Report

Customer Name: The City and County of San Francisco Election Date: 11/8/2016
Election Name: SFC_20161108_E Run Date: 12/6/2016
Contest: Board of Supervisors, District 1 Load Type: Complete

Run Id: 136 - Pass 9

Pass Number: 9

Initial State

Candidate		Votes	% Vote
SAMUEL KWONG	Eliminated in pass 6.	0	0.00%
SHERMAN R. D'SILVA	Eliminated in pass 3.	0	0.00%
MARJAN PHILHOUR		12282	41.04%
RICHIE GREENBERG	Eliminated in pass 8.	0	0.00%
DAVID LEE		4166	13.92%
BRIAN J. LARKIN	Eliminated in pass 7.	0	0.00%
JONATHAN LYENS	Eliminated in pass 5.	0	0.00%
SANDRA LEE FEWER		13479	45.04%
ANDY THORNLEY	Eliminated in pass 2.	0	0.00%
JASON JUNGREIS	Eliminated in pass 4.	0	0.00%
WRITE-IN	Eliminated in pass 1.	0	0.00%
	Continuing Ballots	29927	
Exhausted by Over Votes		203	
Under Votes		3236	
Exhausted Ballots		1743	
	Total Ballots	35109	

Eliminated Candidates - Pass 9

Candidate	Votes
DAVID LEE	4166

Vote Changes - Pass 9

From	To	Exhausted	Transferred
DAVID LEE	Exhausted Ballots	1424	0
DAVID LEE	Over Votes	7	0
DAVID LEE	MARJAN PHILHOUR	0	1177
DAVID LEE	SANDRA LEE FEWER	0	1558
	Total	1431	2735

Final State

Candidate		Votes	% Vote
SAMUEL KWONG	Eliminated in pass 6.	0	0.00%
SHERMAN R. D'SILVA	Eliminated in pass 3.	0	0.00%
MARJAN PHILHOUR		13459	47.23%
RICHIE GREENBERG	Eliminated in pass 8.	0	0.00%
DAVID LEE	Eliminated in pass 9.	0	0.00%
BRIAN J. LARKIN	Eliminated in pass 7.	0	0.00%
JONATHAN LYENS	Eliminated in pass 5.	0	0.00%
SANDRA LEE FEWER	** WINNER **	15037	52.77%
ANDY THORNLEY	Eliminated in pass 2.	0	0.00%
JASON JUNGREIS	Eliminated in pass 4.	0	0.00%
WRITE-IN	Eliminated in pass 1.	0	0.00%
	Continuing Ballots	28496	
Exhausted by Over Votes		210	
Under Votes		3236	
Exhausted Ballots		3167	
	Total Ballots	35109	

RCV Results Report

Customer Name: The City and County of San Francisco Election Date: 11/8/2016
 Election Name: SFC_20161108_E Run Date: 12/6/2016
 Contest: Board of Supervisors, District 7 Load Type: Complete

Run Id: 139 - Pass 0

Pass Number: 0

Final State

Candidate	Votes	% Vote
JOEL ENGARDIO	7645	21.67%
JOHN FARRELL	4948	14.03%
MIKE YOUNG	2004	5.68%
NORMAN YEE	14179	40.20%
BEN MATRANGA	6498	18.42%
WRITE-IN	0	0.00%
Continuing Ballots	35274	
Exhausted by Over Votes	128	
Under Votes	4084	
Exhausted Ballots	0	
Total Ballots	39486	

RCV Results Report

Customer Name: The City and County of San Francisco Election Date: 11/8/2016
Election Name: SFC_20161108_E Run Date: 12/6/2016
Contest: Board of Supervisors, District 7 Load Type: Complete

Run Id: 139 - Pass 1

Pass Number: 1

Initial State

Candidate	Votes	% Vote
JOEL ENGARDIO	7645	21.67%
JOHN FARRELL	4948	14.03%
MIKE YOUNG	2004	5.68%
NORMAN YEE	14179	40.20%
BEN MATRANGA	6498	18.42%
WRITE-IN	0	0.00%

Continuing Ballots 35274

Exhausted by Over Votes	128
Under Votes	4084
Exhausted Ballots	0
Total Ballots	39486

Eliminated Candidates - Pass 1

Candidate	Votes
WRITE-IN	0

Final State

Candidate		Votes	% Vote
JOEL ENGARDIO		7645	21.67%
JOHN FARRELL		4948	14.03%
MIKE YOUNG		2004	5.68%
NORMAN YEE		14179	40.20%
BEN MATRANGA		6498	18.42%
WRITE-IN	Eliminated in pass 1.	0	0.00%
	Continuing Ballots	35274	
Exhausted by Over Votes		128	
Under Votes		4084	
Exhausted Ballots		0	
	Total Ballots	39486	

RCV Results Report

Customer Name: The City and County of San Francisco Election Date: 11/8/2016
Election Name: SFC_20161108_E Run Date: 12/6/2016
Contest: Board of Supervisors, District 7 Load Type: Complete

Run Id: 139 - Pass 2

Pass Number: 2

Initial State

Candidate	Votes	% Vote
JOEL ENGARDIO	7645	21.67%
JOHN FARRELL	4948	14.03%
MIKE YOUNG	2004	5.68%
NORMAN YEE	14179	40.20%
BEN MATRANGA	6498	18.42%
WRITE-IN	Eliminated in pass 1. 0	0.00%
	Continuing Ballots	35274
Exhausted by Over Votes	128	
Under Votes	4084	
Exhausted Ballots	0	
	Total Ballots	39486

Eliminated Candidates - Pass 2

Candidate	Votes
MIKE YOUNG	2004

Vote Changes - Pass 2

From	To	Exhausted	Transferred
MIKE YOUNG	Exhausted Ballots	235	0
MIKE YOUNG	Over Votes	2	0
MIKE YOUNG	BEN MATRANGA	0	335
MIKE YOUNG	JOEL ENGARDIO	0	331
MIKE YOUNG	JOHN FARRELL	0	608
MIKE YOUNG	NORMAN YEE	0	493
	Total	237	1767

Final State

Candidate		Votes	% Vote
JOEL ENGARDIO		7976	22.76%
JOHN FARRELL		5556	15.86%
MIKE YOUNG	Eliminated in pass 2.	0	0.00%
NORMAN YEE		14672	41.88%
BEN MATRANGA		6833	19.50%
WRITE-IN	Eliminated in pass 1.	0	0.00%
	Continuing Ballots	35037	
Exhausted by Over Votes		130	
Under Votes		4084	
Exhausted Ballots		235	
	Total Ballots	39486	

RCV Results Report

Customer Name: The City and County of San Francisco Election Date: 11/8/2016
Election Name: SFC_20161108_E Run Date: 12/6/2016
Contest: Board of Supervisors, District 7 Load Type: Complete

Run Id: 139 - Pass 3**Pass Number: 3****Initial State**

Candidate		Votes	% Vote
JOEL ENGARDIO		7976	22.76%
JOHN FARRELL		5556	15.86%
MIKE YOUNG	Eliminated in pass 2.	0	0.00%
NORMAN YEE		14672	41.88%
BEN MATRANGA		6833	19.50%
WRITE-IN	Eliminated in pass 1.	0	0.00%
	Continuing Ballots	35037	
Exhausted by Over Votes		130	
Under Votes		4084	
Exhausted Ballots		235	
	Total Ballots	39486	

Eliminated Candidates - Pass 3

Candidate	Votes
JOHN FARRELL	5556

Vote Changes - Pass 3

From	To	Exhausted	Transferred
JOHN FARRELL	Exhausted Ballots	963	0
JOHN FARRELL	Over Votes	11	0
JOHN FARRELL	BEN MATRANGA	0	1834
JOHN FARRELL	JOEL ENGARDIO	0	1624
JOHN FARRELL	NORMAN YEE	0	1124
	Total	974	4582

Final State

Candidate		Votes	% Vote
JOEL ENGARDIO		9600	28.18%
JOHN FARRELL	Eliminated in pass 3.	0	0.00%
MIKE YOUNG	Eliminated in pass 2.	0	0.00%
NORMAN YEE		15796	46.37%
BEN MATRANGA		8667	25.44%
WRITE-IN	Eliminated in pass 1.	0	0.00%
	Continuing Ballots	34063	
Exhausted by Over Votes		141	
Under Votes		4084	
Exhausted Ballots		1198	
	Total Ballots	39486	

RCV Results Report

Customer Name: The City and County of San Francisco Election Date: 11/8/2016
Election Name: SFC_20161108_E Run Date: 12/6/2016
Contest: Board of Supervisors, District 7 Load Type: Complete

Run Id: 139 - Pass 4

Pass Number: 4

Initial State

Candidate		Votes	% Vote
JOEL ENGARDIO		9600	28.18%
JOHN FARRELL	Eliminated in pass 3.	0	0.00%
MIKE YOUNG	Eliminated in pass 2.	0	0.00%
NORMAN YEE		15796	46.37%
BEN MATRANGA		8667	25.44%
WRITE-IN	Eliminated in pass 1.	0	0.00%
	Continuing Ballots	34063	
Exhausted by Over Votes		141	
Under Votes		4084	
Exhausted Ballots		1198	
	Total Ballots	39486	

Eliminated Candidates - Pass

4

Candidate	Votes
BEN MATRANGA	8667

Vote Changes - Pass

4

From	To	Exhausted	Transferred
BEN MATRANGA	Exhausted Ballots	3544	0
BEN MATRANGA	Over Votes	12	0
BEN MATRANGA	JOEL ENGARDIO	0	3215
BEN MATRANGA	NORMAN YEE	0	1896
	Total	3556	5111

Final State

Candidate		Votes	% Vote
JOEL ENGARDIO		12815	42.01%
JOHN FARRELL	Eliminated in pass 3.	0	0.00%
MIKE YOUNG	Eliminated in pass 2.	0	0.00%
NORMAN YEE	** WINNER **	17692	57.99%
BEN MATRANGA	Eliminated in pass 4.	0	0.00%
WRITE-IN	Eliminated in pass 1.	0	0.00%
	Continuing Ballots	30507	
Exhausted by Over Votes		153	
Under Votes		4084	
Exhausted Ballots		4742	
	Total Ballots	39486	

RCV Results Report

Customer Name: The City and County of San Francisco Election Date: 11/8/2016
Election Name: SFC_20161108_E Run Date: 12/6/2016
Contest: Board of Supervisors, District 11 Load Type: Complete

Run Id: 141 - Pass 0

Pass Number: 0

Final State

Candidate	Votes	% Vote
AHSHA SAFAI	9466	37.30%
MAGDALENA DE GUZMAN	3019	11.90%
FRANCISCO HERRERA	2618	10.32%
BERTA HERNANDEZ	1607	6.33%
KIM ALVARENGA	8670	34.16%
WRITE-IN	0	0.00%
Continuing Ballots	25380	
Exhausted by Over Votes	173	
Under Votes	2457	
Exhausted Ballots	0	
Total Ballots	28010	

RCV Results Report

Customer Name: The City and County of San Francisco Election Date: 11/8/2016
Election Name: SFC_20161108_E Run Date: 12/6/2016
Contest: Board of Supervisors, District 11 Load Type: Complete

Run Id: 141 - Pass 1

Pass Number: 1

Initial State

Candidate	Votes	% Vote
AHSHA SAFAI	9466	37.30%
MAGDALENA DE GUZMAN	3019	11.90%
FRANCISCO HERRERA	2618	10.32%
BERTA HERNANDEZ	1607	6.33%
KIM ALVARENGA	8670	34.16%
WRITE-IN	0	0.00%
Continuing Ballots	25380	
Exhausted by Over Votes	173	
Under Votes	2457	
Exhausted Ballots	0	
Total Ballots	28010	

Eliminated Candidates - Pass 1

Candidate	Votes
WRITE-IN	0

Final State

Candidate		Votes	% Vote
AHSHA SAFAI		9466	37.30%
MAGDALENA DE GUZMAN		3019	11.90%
FRANCISCO HERRERA		2618	10.32%
BERTA HERNANDEZ		1607	6.33%
KIM ALVARENGA		8670	34.16%
WRITE-IN	Eliminated in pass 1.	0	0.00%
	Continuing Ballots	25380	
Exhausted by Over Votes		173	
Under Votes		2457	
Exhausted Ballots		0	
	Total Ballots	28010	

RCV Results Report

Customer Name: The City and County of San Francisco Election Date: 11/8/2016
 Election Name: SFC_20161108_E Run Date: 12/6/2016
 Contest: Board of Supervisors, District 11 Load Type: Complete

Run Id: 141 - Pass 2

Pass Number: 2

Initial State

Candidate	Votes	% Vote
AHSHA SAFAI	9466	37.30%
MAGDALENA DE GUZMAN	3019	11.90%
FRANCISCO HERRERA	2618	10.32%
BERTA HERNANDEZ	1607	6.33%
KIM ALVARENGA	8670	34.16%
WRITE-IN	Eliminated in pass 1. 0	0.00%
	Continuing Ballots	25380
Exhausted by Over Votes	173	
Under Votes	2457	
Exhausted Ballots	0	
	Total Ballots	28010

Eliminated Candidates - Pass 2

Candidate	Votes
BERTA HERNANDEZ	1607

Vote Changes - Pass 2

From	To	Exhausted	Transferred
BERTA HERNANDEZ	Exhausted Ballots	161	0
BERTA HERNANDEZ	Over Votes	6	0
BERTA HERNANDEZ	AHSHA SAFAI	0	231
BERTA HERNANDEZ	FRANCISCO HERRERA	0	440
BERTA HERNANDEZ	KIM ALVARENGA	0	291
BERTA HERNANDEZ	MAGDALENA DE GUZMAN	0	478
	Total	167	1440

Final State

Candidate		Votes	% Vote
AHSHA SAFAI		9697	38.46%
MAGDALENA DE GUZMAN		3497	13.87%
FRANCISCO HERRERA		3058	12.13%
BERTA HERNANDEZ	Eliminated in pass 2.	0	0.00%
KIM ALVARENGA		8961	35.54%
WRITE-IN	Eliminated in pass 1.	0	0.00%
	Continuing Ballots	25213	
Exhausted by Over Votes		179	
Under Votes		2457	
Exhausted Ballots		161	
	Total Ballots	28010	

RCV Results Report

Customer Name: The City and County of San Francisco Election Date: 11/8/2016
 Election Name: SFC_20161108_E Run Date: 12/6/2016
 Contest: Board of Supervisors, District 11 Load Type: Complete

Run Id: 141 - Pass 3

Pass Number: 3

Initial State

Candidate		Votes	% Vote
AHSHA SAFAI		9697	38.46%
MAGDALENA DE GUZMAN		3497	13.87%
FRANCISCO HERRERA		3058	12.13%
BERTA HERNANDEZ	Eliminated in pass 2.	0	0.00%
KIM ALVARENGA		8961	35.54%
WRITE-IN	Eliminated in pass 1.	0	0.00%
	Continuing Ballots	25213	
Exhausted by Over Votes		179	
Under Votes		2457	
Exhausted Ballots		161	
	Total Ballots	28010	

Eliminated Candidates - Pass 3

Candidate	Votes
FRANCISCO HERRERA	3058

Vote Changes - Pass 3

From	To	Exhausted	Transferred
FRANCISCO HERRERA	Exhausted Ballots	481	0
FRANCISCO HERRERA	Over Votes	19	0
FRANCISCO HERRERA	AHSHA SAFAI	0	555
FRANCISCO HERRERA	KIM ALVARENGA	0	795
FRANCISCO HERRERA	MAGDALENA DE GUZMAN	0	1208
	Total	500	2558

Final State

Candidate		Votes	% Vote
AHSHA SAFAI		10252	41.48%
MAGDALENA DE GUZMAN		4705	19.04%
FRANCISCO HERRERA	Eliminated in pass 3.	0	0.00%
BERTA HERNANDEZ	Eliminated in pass 2.	0	0.00%
KIM ALVARENGA		9756	39.48%
WRITE-IN	Eliminated in pass 1.	0	0.00%
	Continuing Ballots	24713	
Exhausted by Over Votes		198	
Under Votes		2457	
Exhausted Ballots		642	
	Total Ballots	28010	

RCV Results Report

Customer Name: The City and County of San Francisco Election Date: 11/8/2016
Election Name: SFC_20161108_E Run Date: 12/6/2016
Contest: Board of Supervisors, District 11 Load Type: Complete

Run Id: 141 - Pass 4

Pass Number: 4

Initial State

Candidate		Votes	% Vote
AHSHA SAFAI		10252	41.48%
MAGDALENA DE GUZMAN		4705	19.04%
FRANCISCO HERRERA	Eliminated in pass 3.	0	0.00%
BERTA HERNANDEZ	Eliminated in pass 2.	0	0.00%
KIM ALVARENGA		9756	39.48%
WRITE-IN	Eliminated in pass 1.	0	0.00%
	Continuing Ballots	24713	
Exhausted by Over Votes		198	
Under Votes		2457	
Exhausted Ballots		642	
	Total Ballots	28010	

Eliminated Candidates - Pass 4

Candidate	Votes
MAGDALENA DE GUZMAN	4705

Vote Changes - Pass 4

From	To	Exhausted	Transferred
MAGDALENA DE GUZMAN	Exhausted Ballots	2675	0
MAGDALENA DE GUZMAN	Over Votes	7	0
MAGDALENA DE GUZMAN	AHSHA SAFAI	0	970
MAGDALENA DE GUZMAN	KIM ALVARENGA	0	1053
	Total	2682	2023

Final State

Candidate		Votes	% Vote
AHSHA SAFAI	** WINNER **	11222	50.94%
MAGDALENA DE GUZMAN	Eliminated in pass 4.	0	0.00%
FRANCISCO HERRERA	Eliminated in pass 3.	0	0.00%
BERTA HERNANDEZ	Eliminated in pass 2.	0	0.00%
KIM ALVARENGA		10809	49.06%
WRITE-IN	Eliminated in pass 1.	0	0.00%
	Continuing Ballots	22031	
Exhausted by Over Votes		205	
Under Votes		2457	
Exhausted Ballots		3317	
	Total Ballots	28010	

Statement of the Results
Consolidated General Election - November 8, 2016

NOTE: The counts for all overvotes (which occur when voters mark more than the allowed number of candidates, or, mark both "yes" and "no" for ballot measures) and undervotes (which occur when voters mark fewer than the allowed number of candidates, or, leave blank the voting targets for both "yes" and "no") are included, although neither overvotes nor undervotes represent valid votes cast and are not added to the tallies determining total votes for a candidate or whether a measure passes.

1: PARTY-NOMINATED OFFICE

I certify the results for the following **PARTY-NOMINATED OFFICE:**

PRESIDENT AND VICE PRESIDENT OF THE UNITED STATES

Candidates	Vote Totals	% of Votes
→ HILLARY CLINTON AND TIM KAINE - DEMOCRATIC PARTY	345,084	84.47%
DONALD J. TRUMP / MICHAEL R. PENCE - REPUBLICAN PARTY	37,688	9.23%
JILL STEIN / AJAMU BARAKA - GREEN PARTY	9,904	2.42%
GARY JOHNSON / BILL WELD - LIBERTARIAN PARTY	8,883	2.17%
INVALID WRITE-IN VOTES	2,749	0.67%
BERNARD 'BERNIE' SANDERS / TULSI GABBARD*	2,021	0.49%
GLORIA ESTELA LA RIVA / DENNIS J. BANK	1,799	0.44%
EVAN MCMULLIN / NATHAN JOHNSON*	373	0.09%
MIKE MATUREN / JUAN MUNOZ*	22	0.01%
LAURENCE KOTLIKOFF / EDWARD LEAMER*	13	0.00%
JERRY WHITE / NILES NIEMUTH*	5	0.00%
Total Votes Cast	408,541	
Undervotes	5,218	
Overvotes	769	
Total Ballots Cast	414,528	

*Qualified write-in candidates

2. VOTER-NOMINATED OFFICES

I certify the results for the following **VOTER-NOMINATED OFFICES**:

UNITED STATES SENATOR

Candidates	Vote Totals	% of Votes
→ KAMALA D. HARRIS	286,723	77.98%
LORETTA L. SANCHEZ	80,985	22.02%
Total Votes Cast	367,708	
Undervotes	46,255	
Overvotes	565	
Total Ballots Cast	414,528	

UNITED STATES REPRESENTATIVE, DISTRICT 12

Candidates	Vote Totals	% of Votes
→ NANCY PELOSI	274,035	80.87%
PRESTON PICUS	64,810	19.13%
Total Votes Cast	338,845	
B	29,471	
Overvotes	130	
Total Ballots Cast	368,446	

Statement of the Results
Consolidated General Election - November 8, 2016

UNITED STATES REPRESENTATIVE, DISTRICT 13

Candidates	Vote Totals	% of Votes
SUE CARO	0	0
BARBARA LEE	0	0
Total Votes Cast	-	
Undervotes	-	
Overvotes	-	
Total Ballots Cast	-	

UNITED STATES REPRESENTATIVE, DISTRICT 14

Candidates	Vote Totals	% of Votes
→ JACKIE SPEIER	34,294	83.65%
ANGEL CARDENAS	6,702	16.35%
Total Votes Cast	40,996	
Undervotes	5,074	
Overvotes	12	
Total Ballots Cast	46,082	

STATE SENATOR, DISTRICT 11

Candidates	Vote Totals	% of Votes
→ SCOTT WIENER	190,618	51.13%
JANE KIM	182,192	48.87%
Total Votes	372,810	
Undervotes	41,273	
Overvotes	445	
Total Ballots Cast	41,718	

Statement of the Results
Consolidated General Election - November 8, 2016

MEMBER OF THE STATE ASSEMBLY, DISTRICT 17

Candidates	Vote Totals	% of Votes
→ DAVID CHIU	172,153	86.26%
MATTHEW DEL CARLO	27,417	13.74%
Total Votes	199,570	
Undervotes	38,642	
Overvotes	85	
Total Ballots Cast	238,297	

MEMBER OF THE STATE ASSEMBLY, DISTRICT 19

Candidates	Vote Totals	% of Votes
→ PHIL TING	120,282	81.32%
CARLOS "CHUCK" TAYLOR	27,621	18.68%
Total Votes	147,903	
Undervotes	28,278	
Overvotes	50	
Total Ballots Cast	176,231	

Statement of the Results
Consolidated General Election - November 8, 2016

3. NONPARTISAN OFFICES

I certify the results for the following **NONPARTISAN ELECTIVE OFFICES**:

JUDGE OF THE SUPERIOR COURT, OFFICE NO. 7

Candidates	Vote Totals	% of Votes
→ VICTOR HWANG	217,689	65.05%
PAUL HENDERSON	116,937	34.95%
Total Votes	334,626	
Undervotes	79,487	
Overvotes	415	
Total Ballots Cast	414,528	

MEMBER, BOARD OF EDUCATION*

Candidates	Vote Totals	% of Votes
→ MATT HANEY	175,803	18.89%
→ MARK SANCHEZ	155,706	16.73%
→ STEVON COOK	152,335	16.37%
→ RACHEL NORTON	129,012	13.86%
JILL WYNNS	94,571	10.16%
TREVOR MCNEIL	86,233	9.27%
PHIL KIM	65,045	6.99%
IAN KALIN	44,788	4.81%
ROB GELLER	25,617	2.75%
INVALID WRITE-IN VOTES	1,482	0.16%
Total Votes Cast	930,592	
Undervotes	723,716	
Overvotes	3,804	
Total Ballots Cast	1,658,112	

*Four seats voted on for this office

Statement of the Results
Consolidated General Election - November 8, 2016

MEMBER, COMMUNITY COLLEGE BOARD*

Candidates	Vote Totals	% of Votes
→ SHANELL WILLIAMS	191,317	23.77%
→ RAFAEL MANDELMAN	177,436	22.05%
→ ALEX RANDOLPH	156,306	19.42%
→ TOM TEMPRANO	142,452	17.70%
AMY BACHARACH	135,393	16.82%
INVALID WRITE-IN VOTES	1,844	0.23%
Total Votes Cast	804,748	
Undervotes	852,304	
Overvotes	1,060	
Total Ballots Cast	1,658,112	

*Four seats voted on for this office

BAY AREA RAPID TRANSIT DIRECTOR, DISTRICT 7

Candidates	Vote Totals	% of Votes
→ LATEEFAH SIMON	9,429	48.56%
ZAKHARY MALLETT	5,243	27.00%
WILL ROSCOE	3,715	19.13%
ROLAND EMERSON	933	4.80%
INVALID WRITE-IN VOTES	98	0.50%
Total Votes Cast	19,418	
Undervotes	7,668	
Overvotes	165	
Total Ballots Cast	27,251	

Statement of the Results
Consolidated General Election - November 8, 2016

BAY AREA RAPID TRANSIT DIRECTOR, DISTRICT 9

Candidates	Vote Totals	% of Votes
→ BEVAN DUFTY	91,763	23.77%
GWYNETH BORDEN	48,970	22.05%
MICHAEL PETRELIS	10,499	19.42%
INVALID WRITE-IN VOTES	723	0.23%
Total Votes Cast	151,955	
Undervotes	48,325	
Overvotes	441	
Total Ballots Cast	200,721	

4. STATE PROPOSITIONS

I certify the results for the following **STATE PROPOSITIONS**:

PROPOSITION 51, School Bonds. Funding for K-12 School and Community College Facilities. Initiative Statute.

	Vote Totals	% of Votes		
→ YES	253,655	66.75%	Overvotes	232
NO	126,327	33.25%	Undervotes	30,799

PROPOSITION 52, Medi-Cal Hospital Fee Program. Initiative Constitutional Amendment and Statute.

	Vote Totals	% of Votes		
→ YES	297,714	79.24%	Overvotes	154
NO	77,996	20.76%	Undervotes	35,149

PROPOSITION 53, Revenue Bonds. Statewide Voter Approval. Initiative Constitutional Amendment.

	Vote Totals	% of Votes		
→ YES	113,512	30.79%	Overvotes	290
NO	255,184	69.21%	Undervotes	42,027

PROPOSITION 54, Legislature. Legislation and Proceedings. Initiative Constitutional Amendment and Statute.

	Vote Totals	% of Votes		
→ YES	230,934	62.82%	Overvotes	263
NO	136,703	37.18%	Undervotes	43,113

PROPOSITION 55, Tax Extension to Fund Education and Healthcare. Initiative Constitutional Amendment.

	Vote Totals	% of Votes		
→ YES	278,685	72.61%	Overvotes	241
NO	105,114	27.39%	Undervotes	26,973

PROPOSITION 56, Cigarette Tax to Fund Healthcare, Tobacco Use Prevention, Research, and Law Enforcement. Initiative Constitutional Amendment and Statute.

	Vote Totals	% of Votes		
→ YES	323,192	81.49%	Overvotes	136
NO	73,408	18.51%	Undervotes	14,277

Statement of the Results
Consolidated General Election - November 8, 2016

PROPOSITION 57, Criminal Sentences. Parole. Juvenile Criminal Proceedings and Sentencing. Initiative Constitutional Amendment and Statute.

	Vote Totals	% of Votes		
→ YES	314,007	82.60%	Overvotes	166
NO	66,162	17.40%	Undervotes	30,678

PROPOSITION 58, English Proficiency. Multilingual Education. Initiative Statute.

	Vote Totals	% of Votes		
→ YES	330,471	87.03%	Overvotes	91
NO	49,257	12.97%	Undervotes	31,194

PROPOSITION 59, Corporations. Political Spending. Federal Constitutional Protections. Legislative Advisory Question.

	Vote Totals	% of Votes		
→ YES	272,262	76.58%	Overvotes	146
NO	83,248	23.42%	Undervotes	55,357

PROPOSITION 60, Adult Films. Condoms. Health Requirements. Initiative Statute.

	Vote Totals	% of Votes		
→ YES	116,852	31.43%	Overvotes	245
NO	254,927	68.57%	Undervotes	38,989

PROPOSITION 61, State Prescription Drug Purchases. Pricing Standards. Initiative Statute.

	Vote Totals	% of Votes		
→ YES	190,823	52.28%	Overvotes	252
NO	174,206	47.72%	Undervotes	45,732

PROPOSITION 62, Death Penalty. Initiative Statute.

	Vote Totals	% of Votes		
→ YES	269,861	70.98%	Overvotes	122
NO	110,308	29.02%	Undervotes	30,722

PROPOSITION 63, Firearms. Ammunition Sales. Initiative Statute.

	Vote Totals	% of Votes		
→ YES	336,849	85.47%	Overvotes	121
NO	57,278	14.53%	Undervotes	17,044

Statement of the Results
Consolidated General Election - November 8, 2016

PROPOSITION 64, Marijuana Legalization. Initiative Statute.

	Vote Totals	% of Votes		
→ YES	295,284	74.26%	Overvotes	139
NO	102,347	25.74%	Undervotes	13,522

PROPOSITION 65, Carryout Bags. Charges. Initiative Statute.

	Vote Totals	% of Votes		
→ YES	156,256	40.62%	Overvotes	282
NO	228,423	59.38%	Undervotes	26,331

PROPOSITION 66, Death Penalty. Procedures. Initiative Statute.

	Vote Totals	% of Votes		
→ YES	115,100	31.72%	Overvotes	185
NO	247,741	68.28%	Undervotes	48,266

PROPOSITION 67, Ban on Single-use Plastic Bags. Referendum.

	Vote Totals	% of Votes		
→ YES	296,203	76.22%	Overvotes	129
NO	92,426	23.78%	Undervotes	22,534

5. SCHOOL PROPOSITIONS

I certify the results for the following **SCHOOL PROPOSITIONS**:

PROPOSITION A, School Bonds

This measure requires 55% affirmative votes to pass.

	Vote Totals	% of Votes		
→ YES	289,351	79.79%	Overvotes	325
NO	73,307	20.21%	Undervotes	48,309

PROPOSITION B, City College Parcel Tax

This measure requires 66 2/3% affirmative votes to pass.

	Vote Totals	% of Votes		
→ YES	291,565	80.62%	Overvotes	117
NO	70,099	19.38%	Undervotes	49,511

Statement of the Results
Consolidated General Election - November 8, 2016

6. CITY AND COUNTY PROPOSITIONS

I certify the results for the following **CITY AND COUNTY PROPOSITIONS**:

Unless otherwise noted, measures require 50%+1 affirmative votes to pass.

PROPOSITION C, Loans to Finance Acquisition and Rehabilitation of Affordable Housing

This measure requires 66 $\frac{2}{3}$ % affirmative votes to pass.

	Vote Totals	% of Votes		
→ YES	270,113	76.70%	Overvotes	155
NO	82,035	23.30%	Undervotes	58,989

PROPOSITION D, Vacancy Appointments

	Vote Totals	% of Votes		
→ YES	163,642	47.57%	Overvotes	218
NO	180,369	52.43%	Undervotes	67,063

PROPOSITION E, Responsibility for Maintaining Street Trees and Surrounding Sidewalks

	Vote Totals	% of Votes		
→ YES	283,009	78.59%	Overvotes	297
NO	77,078	21.41%	Undervotes	50,908

PROPOSITION F, Youth Voting in Local Elections

	Vote Totals	% of Votes		
→ YES	172,744	47.90%	Overvotes	178
NO	187,860	52.10%	Undervotes	50,510

PROPOSITION G, Police Oversight

	Vote Totals	% of Votes		
→ YES	281,776	80.77%	Overvotes	205
NO	67,096	19.23%	Undervotes	62,215

PROPOSITION H, Public Advocate

	Vote Totals	% of Votes		
→ YES	167,114	47.76%	Overvotes	138
NO	182,807	52.24%	Undervotes	61,233

Statement of the Results
Consolidated General Election - November 8, 2016

PROPOSITION I, Funding for Seniors and Adults with Disabilities

	Vote Totals	% of Votes		
→ YES	245,962	66.26%	Overvotes	161
NO	125,224	33.74%	Undervotes	38,735

PROPOSITION J, Funding for Homelessness and Transportation

	Vote Totals	% of Votes		
→ YES	251,699	67.17%	Overvotes	269
NO	123,004	32.83%	Undervotes	35,110

PROPOSITION K, General Sales Tax

	Vote Totals	% of Votes		
→ YES	131,286	34.71%	Overvotes	200
NO	246,947	65.29%	Undervotes	31,649

PROPOSITION L, MTA Appointments and Budget

	Vote Totals	% of Votes		
→ YES	159,830	44.95%	Overvotes	207
NO	195,775	55.05%	Undervotes	54,270

PROPOSITION M, Housing and Development Commission

	Vote Totals	% of Votes		
→ YES	155,993	44.20%	Overvotes	167
NO	196,895	55.80%	Undervotes	57,027

PROPOSITION N, Non-Citizen Voting in School Board Elections

	Vote Totals	% of Votes		
→ YES	203,413	54.39%	Overvotes	239
NO	170,570	45.61%	Undervotes	35,860

PROPOSITION O, Office Development in Candlestick Point and Hunters Point

	Vote Totals	% of Votes		
→ YES	187,281	51.90%	Overvotes	303
NO	173,580	48.10%	Undervotes	48,918

Statement of the Results
Consolidated General Election - November 8, 2016

PROPOSITION P, Competitive Bidding for Affordable Housing Projects on City-Owned Property

	Vote Totals	% of Votes		
→ YES	117,787	32.66%	Overvotes	205
→ NO	242,852	67.34%	Undervotes	49,238

PROPOSITION Q, Prohibiting Tents on Public Sidewalks

	Vote Totals	% of Votes		
→ YES	194,410	51.77%	Overvotes	233
→ NO	181,138	48.23%	Undervotes	34,301

PROPOSITION R, Neighborhood Crime Unit

	Vote Totals	% of Votes		
→ YES	165,723	45.18%	Overvotes	164
→ NO	201,059	54.82%	Undervotes	43,136

PROPOSITION S, Allocation of Hotel Tax Funds

This measure requires 66% affirmative votes to pass.

	Vote Totals	% of Votes		
→ YES	233,099	63.71%	Overvotes	153
→ NO	132,769	36.29%	Undervotes	44,061

PROPOSITION T, Restricting Gifts and Campaign Contributions from Lobbyists

	Vote Totals	% of Votes		
→ YES	313,411	87.26%	Overvotes	212
→ NO	45,738	12.74%	Undervotes	50,721

PROPOSITION U, Affordable Housing Requirements for Market-Rate Development Projects

	Vote Totals	% of Votes		
→ YES	126,760	35.28%	Overvotes	339
→ NO	232,531	64.72%	Undervotes	50,452

PROPOSITION V, Tax on Distributing Sugar-Sweetened Beverages

	Vote Totals	% of Votes		
→ YES	237,168	62.49%	Overvotes	286
→ NO	142,347	37.51%	Undervotes	30,281

Statement of the Results
Consolidated General Election - November 8, 2016

PROPOSITION W, Real Estate Transfer Tax on Properties Over \$5 Million

	Vote Totals	% of Votes		
→ YES	225,145	61.93%	Overvotes	291
NO	138,414	38.07%	Undervotes	46,232

PROPOSITION X - Preserving Space for Neighborhood Arts, Small Businesses and Community Services in Certain Neighborhoods

	Vote Totals	% of Votes		
→ YES	211,168	59.86%	Overvotes	167
NO	141,578	40.14%	Undervotes	57,169

7. DISTRICT PROPOSITIONS

I certify the results for the following **DISTRICT PROPOSITION**:

MEASURE RR, BART Safety, Reliability and Traffic Relief.

This measure requires 66% affirmative votes to pass.

	Vote Totals	% of Votes		
→ YES	297,640	81.32%	Overvotes	57
NO	68,379	18.68%	Undervotes	44,006

Statement of the Results
Consolidated General Election - November 8, 2016

8. LOCAL OFFICES

I certify the results for the following **LOCAL OFFICES**.

For the ranked-choice voting contests for Board of Supervisors, the following tables provide "Round 0" totals for every contest, which represent how voters marked their ballots, before ranked-choice tabulation. Each contest also lists vote totals from "Round 1" which represent the number of first-choice selections after the advancement of second- and third-choice selections when the first-choice selection was not a valid vote. In Round 1, second- and third-choice selections advance whenever preceding choices are blank (undervoted) or contain write-in votes for those who have not qualified as write-in candidates.

Contests in which no candidate received a majority of votes in Round 1 required the elimination of candidates and the transfer of votes to remaining candidates using the ranked-choice voting method. The totals from the final round, in which votes were transferred to the two remaining candidates with the most votes, are indicated to the right of the Round 1 totals. The number of passes required to reach two remaining candidates is noted in parentheses.

BOARD OF SUPERVISORS, DISTRICT 1

Candidates	Round 0		Round 1		Final Round (9)	
	Votes	%	Votes	%	Votes	%
→ SANDRA LEE FEWER	12,550	39.64%	12,568	39.67%	15,037	52.77%
MARJAN PHILHOUR	11,067	34.95%	11,099	35.03%	13,459	47.23%
DAVID LEE	3,396	10.73%	3,402	10.74%		
RICHIE GREENBERG	974	3.08%	980	3.09%		
BRIAN J. LARKIN	747	2.36%	747	2.36%		
SAMUEL KWONG	740	2.34%	744	2.35%		
JASON JUNGREIS	611	1.93%	612	1.93%		
JONATHAN LYENS	609	1.92%	611	1.93%		
SHERMAN R. D'SILVA	557	1.76%	558	1.76%		
ANDY THORNLEY	359	1.13%	360	1.14%		
INVALID WRITE-INS	52	0.16%	-	0		
Total Votes	31,662		31,681		28,496	
Exhausted by Overvotes	191		192		210	
Undervotes	3,256		3,236		3,236	
Exhausted	-		-		3,167	
Total Ballots Cast	35,109		35,109		35,109	

Statement of the Results
Consolidated General Election - November 8, 2016

BOARD OF SUPERVISORS, DISTRICT 3

Candidates	Round 0		Final Round (1)	
	Votes	%	Votes	%
→ AARON PESKIN	19,093	71.33%	19,211	72.06%
TIM E. DONNELLY	7,395	27.63%	7,447	27.94%
INVALID WRITE-INS	281	1.05%	-	0
Total Votes	26,769		26,658	
Exhausted by Overvotes	23		24	
Undervotes	4,729		4,839	
Exhausted	-		-	
Total Ballots Cast	31,521		31,521	

BOARD OF SUPERVISORS, DISTRICT 5

Candidates	Round 0		Final Round (1)	
	Votes	%	Votes	%
→ LONDON BREED	21,318	51.91%	21,399	52.18%
DEAN PRESTON	19,534	47.56%	19,610	47.82%
INVALID WRITE-INS	218	0.53%	-	0
Total Votes	41,070		41,009	
Exhausted by Overvotes	44		50	
Undervotes	4,417		4,472	
Exhausted	-		-	
Total Ballots Cast	45,531		45,531	

Statement of the Results
Consolidated General Election - November 8, 2016

BOARD OF SUPERVISORS, DISTRICT 7

Candidates	Round 0		Round 1		Final Round (4)	
	Votes	%	Votes	%	Votes	%
→ NORMAN YEE	14,154	39.64%	14,179	40.20%	17,692	57.99%
JOEL ENGARDIO	7,630	34.95%	7,645	21.67%	12,815	42.01%
BEN MATRANGA	6,475	10.73%	6,498	18.42%		
JOHN FARRELL	4,927	3.08%	4,948	14.03%		
MIKE YOUNG	1,995	2.36%	2,004	5.68%		
INVALID WRITE-INS	93	0.16%	-	0		
Total Votes	35,274		35,274		30,507	
Exhausted by Overvotes	128		128		153	
Undervotes	4,084		4,084		4,084	
Exhausted	-		-		4,742	
Total Ballots Cast	39,486		39,486		39,486	

BOARD OF SUPERVISORS, DISTRICT 9

Candidates	Round 0		Final Round (1)	
	Votes	%	Votes	%
→ HILLARY RONEN	18,335	57.22%	18,396	57.39%
JOSHUA ARCE	9,612	30.00%	9,648	30.10%
MELISSA SAN MIGUEL	3,439	3439.00%	3,465	10.81%
ISWARI ESPAÑA	539	539.00%	545	1.70%
INVALID WRITE-INS	118	0.37%	-	
Total Votes	32,043		32,054	
Exhausted by Overvotes	122		127	
Undervotes	2,780		2,764	
Exhausted	-		-	
Total Ballots Cast	34,945		34,945	

Statement of the Results
Consolidated General Election - November 8, 2016

BOARD OF SUPERVISORS, DISTRICT 11

Candidates	Round 0		Round 1		Final Round (4)	
	Votes	%	Votes	%	Votes	%
→ AHSHA SAFAI	9,422	37.14%	9,466	37.30%	11,222	50.94%
KIM ALVARENGA	8,640	34.06%	8,670	34.16%	10,809	49.06%
MAGDALENA DE GUZMAN	3,001	11.83%	3,019	11.90%		
FRANCISCO HERRERA	2,598	10.24%	2,618	10.32%		
BERTA HERNANDEZ	1,599	6.30%	1,607	6.33%		
INVALID WRITE-INS	110	0.43%	-	0		
Total Votes	25,370		25,380		22,031	
Exhausted by Overvotes	169		173		205	
Undervotes	2,471		2,457		2,457	
Exhausted	-		-		3,317	
Total Ballots Cast	28,010		28,010		28,010	

Print Form

Introduction Form

By a Member of the Board of Supervisors or the Mayor

RECEIVED
BOARD OF SUPERVISORS
SAN FRANCISCO

2016 DEC -6 PM 4:29
Time stamp
or meeting date

I hereby submit the following item for introduction (select only one):

- 1. For reference to Committee. (An Ordinance, Resolution, Motion, or Charter Amendment)
- 2. Request for next printed agenda Without Reference to Committee.
- 3. Request for hearing on a subject matter at Committee.
- 4. Request for letter beginning "Supervisor [] inquires"
- 5. City Attorney request.
- 6. Call File No. [] from Committee.
- 7. Budget Analyst request (attach written motion).
- 8. Substitute Legislation File No. []
- 9. Reactivate File No. []
- 10. Question(s) submitted for Mayoral Appearance before the BOS on []

Please check the appropriate boxes. The proposed legislation should be forwarded to the following:

- Small Business Commission Youth Commission Ethics Commission
- Planning Commission Building Inspection Commission

Note: For the Imperative Agenda (a resolution not on the printed agenda), use a Imperative Form.

Sponsor(s):

Breed


Subject:

Declaration of Election Results of the November 8, 2016 Consolidated General Election

The text is listed below or attached:

Resolution declaring the results of the November 8, 2016 Consolidated General Election.

Signature of Sponsoring Supervisor:



For Clerk's Use Only:

