

File No. 220905

Committee Item No. 4

Board Item No. 33

COMMITTEE/BOARD OF SUPERVISORS

AGENDA PACKET CONTENTS LIST

Committee: Rules Committee

Date Sept. 19, 2022

Board of Supervisors Meeting

Date September 27, 2022

Cmte Board

- Motion
- Resolution
- Ordinance
- Legislative Digest
- Budget and Legislative Analyst Report
- Youth Commission Report
- Introduction Form
- Department/Agency Cover Letter and/or Report
- Memorandum of Understanding (MOU)
- Grant Information Form
- Grant Budget
- Subcontract Budget
- Contract/Agreement
- Form 126 - Ethics Commission
- Award Letter
- Application
- Form 700
- Information/Vacancies (Boards/Commissions)
- Public Correspondence

OTHER (Use back side if additional space is needed)

- Charter Amendment _____
- _____
- _____
- _____
- _____
- _____
- _____
- _____
- _____
- _____

Completed by: Victor Young Date Sept 15, 2022

Completed by: _____ Date _____

1 [Mayoral Reappointment, Planning Commission - Rachael Tanner]

2 **Motion approving the mayoral nomination for the reappointment of Rachael Tanner to**
3 **the Planning Commission, for a term ending June 30, 2026.**
4

5 WHEREAS, Pursuant to Charter, Section 4.105, the Mayor has submitted a
6 communication notifying the Board of Supervisors of the nomination of Rachael Tanner to the
7 Planning Commission, received by the Clerk of the Board on July 29, 2022; and
8

9 WHEREAS, The Board of Supervisors, by Motion No. M02-80 established a process to
10 review the Mayor's nominations to the Planning Commission; now, therefore, be it

11 MOVED, That the Board of Supervisors hereby approves the Mayor's nomination for
12 the reappointment of Rachael Tanner to the Planning Commission for the unexpired portion of
13 a four-year term ending June 30, 2026.
14
15
16
17
18
19
20
21
22
23
24
25

OFFICE OF THE MAYOR
SAN FRANCISCO



LONDON N. BREED
MAYOR

Notice of Nomination of Appointment

July 29, 2022

San Francisco Board of Supervisors
City Hall, Room 244
1 Dr. Carlton B. Goodlett Place
San Francisco, CA 94102

Honorable Board of Supervisors,

Pursuant to San Francisco Charter §4.105, I make the following nomination:

Rachael Tanner, for reappointment to the Planning Commission for seat 5 with a term ending June 30, 2026.

I am confident that Ms. Tanner will serve our community well. Attached are her qualifications to serve, which demonstrate how her appointment represents the communities of interest, neighborhoods and diverse populations of the City and County of San Francisco.

I encourage your support and am pleased to advise you of this appointment nomination. Should you have any question about this appointment nomination, please contact my Director of Commission Affairs, Tyra Fennell, at 415-554-6696.

Sincerely,

A handwritten signature in blue ink that reads "London N. Breed".

London N. Breed
Mayor, City and County of San Francisco

RACHAEL A. TANNER

CAREER ACCOMPLISHMENTS & WORK HISTORY

City of Palo Alto

Assistant Director, Planning and Development Services

Palo Alto, CA

June 2019 - present

- Directly oversee current and long-range planning, building inspections and permitting, and code enforcement
- Ensure the thorough and efficient processing of applications for planning entitlements and building permits
- Lead a community-based area planning process in the North Ventura Coordinated Area Plan
- Advance innovative policies to address the community's needs and adapt to changing conditions

City of Palo Alto

Assistant to the City Manager

Palo Alto, CA

August 2018 – June 2019

- Serve as an ombudsperson for the business community
- Manage a \$1 million + federal grant aimed at reducing single occupancy vehicle commuting

City of County of San Francisco

Senior Planner, Citywide Division, Planning Department

San Francisco, CA

July 2016 – July 2018

- Project manager for Excelsior & Outer Mission Neighborhood Strategy; including defining the project scope, timeline, and budget; leading outreach efforts with the public; leading interdepartmental cooperation
- Developed a public narrative regarding displacement and gentrification of the City of San Francisco as part of the Advancing Equity in a Changing City Initiative
- Created community curriculum to better help community members understand and discuss the role housing can play in the neighborhood, the origins of the regional housing crisis, and potential solutions.
- Engage community in discussing the role new housing can play in the future of the neighborhood and the success of the commercial corridor

City of County of San Francisco

Legislative Aide, Board of Supervisors San Francisco, District 11
For 3 months, I worked for District 11 Supervisor Ahsha Safai

San Francisco, CA

March 2018 – May 2018

- Co-authored, researched, and prepared for introduction 3 piece of legislation: (1) streamline permitting for small businesses, (2) amending a density bonus program to increase the feasibility of building affordable housing in outer neighborhoods, (3) amending the Planning Code to ease restrictions on catering kitchens

City of Long Beach, Office of the City Manager

Program Specialist; Management Assistant Fellow

Long Beach, CA

July 2013 – July 2016

- **Capital Project Management: Planning, Design, & Construction** - Managed multi-million-dollar construction projects including a \$12 million seawall replacement, planning for new pool, and trail project Completed the \$5 million Belmont Temporary Pool; duties included managing contractors and budget.
- Managed outreach, stakeholder engagement, and building community compromise.
- **City Manager Policy Initiatives** - Led a diverse group of stakeholders to revise and amend ordinance on entertainment policy in downtown Long Beach to support a mix of residential, commercial, and entertainment
- **Communications** – Key member of Public Affairs Division in City Manager's Office, leading strategic initiatives, serving as PIO during emergencies, and leading city branding initiative.
- Analyzed the opportunities and impacts of a variety of policy decisions and reported to the City Manager.

ISAAC

Executive Director

Kalamazoo, MI

September 2007- July 2011; assumed directorship in 2009

ISAAC is a grass-roots coalition of congregations that advocates for policy changes in local and state public policies

- Developed and implemented a strategic plan to achieve significant victories on early childhood education, development of a youth program, adoption and implementation of housing a first homeless policy and program
- Raised and managed annual budget of \$220,000; Expanded staff from 0 to 2 full time organizers & 2 part-time
- Developed a signature effort to diminish religious and racial segregation

EDUCATION & TRAINING

Massachusetts Institute of Technology

Dept. of Urban Studies & Planning

Award: AICP Student of the Year Award

Cambridge, MA

Awarded Master's Degree in City Planning in 2013

Concentration: Housing, Community, & Economic Development

Relevant Completed Coursework

- **Urban Design Skills**
- **Economic Development Planning**
- **Master's Thesis: Worker Owned Cooperatives & the Ecosystems that Support Them** – Conducted case study on the support system for worker-owned cooperatives in Quebec and recommended strategy for NYC
- **Financing Economic Development**
- **Affordable Housing Development**

University of Michigan

Residential College

Award: 4-Year Full Scholarship

Ann Arbor, MI

Awarded Bachelor's Degree in 2007

Major: Political Science | **Minors:** Urban Studies | Spanish

CIVIC ENGAGEMENT

- **Emerge Bootcamp 2020** Emerge prepares Democratic women to run for office.
- **San Francisco Board of Appeals** Quasi-judicial body that considers appeals to most city-issued permits.
- **YMCA's Reach & Rise Mentorship Mentor** Spend 1+ year mentoring a local middle school girl.
- **101 Valencia Homeowners Association** Board president January 2019 – December 2020.
- **Glide Methodist Church** Member and volunteer since 2018.

ENTREPRENEURSHIP

Officially Hitched

Founder, Owner, & Operator

San Francisco, CA

March 2017 - Present

Officially Hitched provides wedding officiating services to couples throughout Northern California. Since inception, I have officiated weddings for over 120 couples. Officially Hitched has expanded to a collective of 6 diverse officiants.

Find out more at <https://officiallyhitched.com/>

INTERCULTURAL EXPERIENCES

- **Spanish Language**, *Dominican Republic, Caribbean*, September 2015 at 5 days Instituto Intercultural.
- **Spanish Language**, *Guatemala, Central America*, January 2012, 2 weeks language & cultural school.
- **Organizers' Forum Gamaliel Foundation** *Nominee and Dialogue Participant* September 2008, Representative of the Gamaliel Foundation on an exchange trip to Sydney and Melbourne, Australia.
- **Spanish Language Immersion**, *Salamanca, Spain*, 6 weeks, 2006 Studied Spanish Language

STATEMENT OF ECONOMIC INTERESTS
COVER PAGE
A Public Document

 Date Initial Filing Received
 Filing Official Use Only

 E-Filed
 04/01/2022
 14:37:37

 Filing ID:
 203337441

Please type or print in ink.

NAME OF FILER	(LAST)	(FIRST)	(MIDDLE)
Tanner, Rachel Ann			

1. Office, Agency, or Court

Agency Name (Do not use acronyms)

City and County of San Francisco

Division, Board, Department, District, if applicable

Your Position

Planning Commission

Commissioner

▶ If filing for multiple positions, list below or on an attachment. (Do not use acronyms)

Agency: _____

Position: _____

2. Jurisdiction of Office (Check at least one box) State Judge, Retired Judge, Pro Tem Judge, or Court Commissioner
(Statewide Jurisdiction) Multi-County _____ County of San Francisco City of _____ Other _____**3. Type of Statement (Check at least one box)** **Annual:** The period covered is January 1, 2021 through
December 31, 2021. **Leaving Office:** Date Left ____/____/____
(Check one circle)

-or-

The period covered is ____/____/____, through
December 31, 2021. The period covered is January 1, 2021 through the date of
leaving office. **Assuming Office:** Date assumed ____/____/____ The period covered is ____/____/____, through the date
of leaving office. **Candidate:** Date of Election _____ and office sought, if different than Part 1: _____**4. Schedule Summary (must complete) ▶ Total number of pages including this cover page: 3****Schedules attached** **Schedule A-1 - Investments** – schedule attached **Schedule C - Income, Loans, & Business Positions** – schedule attached **Schedule A-2 - Investments** – schedule attached **Schedule D - Income – Gifts** – schedule attached **Schedule B - Real Property** – schedule attached **Schedule E - Income – Gifts – Travel Payments** – schedule attached

-or-

 None - No reportable interests on any schedule**5. Verification**

MAILING ADDRESS	STREET	CITY	STATE	ZIP CODE
<i>(Business or Agency Address Recommended - Public Document)</i>				
		San Francisco	CA	94142

DAYTIME TELEPHONE NUMBER	E-MAIL ADDRESS
()	

I have used all reasonable diligence in preparing this statement. I have reviewed this statement and to the best of my knowledge the information contained herein and in any attached schedules is true and complete. I acknowledge this is a public document.

I certify under penalty of perjury under the laws of the State of California that the foregoing is true and correct.

 Date Signed 04/01/2022
 (month, day, year)

 Signature Rachel Ann Tanner
 (File the originally signed paper statement with your filing official.)

SCHEDULE A-2

Investments, Income, and Assets of Business Entities/Trusts

(Ownership Interest is 10% or Greater)

CALIFORNIA FORM **700**

FAIR POLITICAL PRACTICES COMMISSION

Name _____

Tanner, Rachel Ann

▶ 1. BUSINESS ENTITY OR TRUST

R. T. Woodward Vacations
Name _____

Eaton Rapids, MI 48827
Address (Business Address Acceptable) _____

Check one
 Trust, go to 2 Business Entity, complete the box, then go to 2

GENERAL DESCRIPTION OF THIS BUSINESS

Own and operate a vacation rental.

FAIR MARKET VALUE IF APPLICABLE, LIST DATE:

<input checked="" type="checkbox"/> \$0 - \$1,999	12/21/21	/ / 21
<input type="checkbox"/> \$2,000 - \$10,000	ACQUIRED	DISPOSED
<input type="checkbox"/> \$10,001 - \$100,000		
<input type="checkbox"/> \$100,001 - \$1,000,000		
<input type="checkbox"/> Over \$1,000,000		

NATURE OF INVESTMENT

Partnership Sole Proprietorship Single Member LLC Other

YOUR BUSINESS POSITION Owner

▶ 1. BUSINESS ENTITY OR TRUST

Officially Hitched
Name _____

San Francisco, CA 94142
Address (Business Address Acceptable) _____

Check one
 Trust, go to 2 Business Entity, complete the box, then go to 2

GENERAL DESCRIPTION OF THIS BUSINESS

A sole proprietorship that provides wedding officiating services

FAIR MARKET VALUE IF APPLICABLE, LIST DATE:

<input type="checkbox"/> \$0 - \$1,999	/ / 21	/ / 21
<input checked="" type="checkbox"/> \$2,000 - \$10,000	ACQUIRED	DISPOSED
<input type="checkbox"/> \$10,001 - \$100,000		
<input type="checkbox"/> \$100,001 - \$1,000,000		
<input type="checkbox"/> Over \$1,000,000		

NATURE OF INVESTMENT

Partnership Sole Proprietorship Other

YOUR BUSINESS POSITION Owner and Operator

▶ 2. IDENTIFY THE GROSS INCOME RECEIVED (INCLUDE YOUR PRO RATA SHARE OF THE GROSS INCOME TO THE ENTITY/TRUST)

\$0 - \$499 \$10,001 - \$100,000

\$500 - \$1,000 OVER \$100,000

\$1,001 - \$10,000

▶ 2. IDENTIFY THE GROSS INCOME RECEIVED (INCLUDE YOUR PRO RATA SHARE OF THE GROSS INCOME TO THE ENTITY/TRUST)

\$0 - \$499 \$10,001 - \$100,000

\$500 - \$1,000 OVER \$100,000

\$1,001 - \$10,000

▶ 3. LIST THE NAME OF EACH REPORTABLE SINGLE SOURCE OF INCOME OF \$10,000 OR MORE (Attach a separate sheet if necessary.)

None or Names listed below

▶ 3. LIST THE NAME OF EACH REPORTABLE SINGLE SOURCE OF INCOME OF \$10,000 OR MORE (Attach a separate sheet if necessary.)

None or Names listed below

▶ 4. INVESTMENTS AND INTERESTS IN REAL PROPERTY HELD OR LEASED BY THE BUSINESS ENTITY OR TRUST

Check one box:
 INVESTMENT REAL PROPERTY

Name of Business Entity, if Investment, or Assessor's Parcel Number or Street Address of Real Property _____

Description of Business Activity or City or Other Precise Location of Real Property _____

FAIR MARKET VALUE IF APPLICABLE, LIST DATE:

<input type="checkbox"/> \$2,000 - \$10,000	/ / 21	/ / 21
<input type="checkbox"/> \$10,001 - \$100,000	ACQUIRED	DISPOSED
<input type="checkbox"/> \$100,001 - \$1,000,000		
<input type="checkbox"/> Over \$1,000,000		

NATURE OF INTEREST

Property Ownership/Deed of Trust Stock Partnership

Leasehold _____ Other _____
Yrs. remaining

Check box if additional schedules reporting investments or real property are attached

▶ 4. INVESTMENTS AND INTERESTS IN REAL PROPERTY HELD OR LEASED BY THE BUSINESS ENTITY OR TRUST

Check one box:
 INVESTMENT REAL PROPERTY

Name of Business Entity, if Investment, or Assessor's Parcel Number or Street Address of Real Property _____

Description of Business Activity or City or Other Precise Location of Real Property _____

FAIR MARKET VALUE IF APPLICABLE, LIST DATE:

<input type="checkbox"/> \$2,000 - \$10,000	/ / 21	/ / 21
<input type="checkbox"/> \$10,001 - \$100,000	ACQUIRED	DISPOSED
<input type="checkbox"/> \$100,001 - \$1,000,000		
<input type="checkbox"/> Over \$1,000,000		

NATURE OF INTEREST

Property Ownership/Deed of Trust Stock Partnership

Leasehold _____ Other _____
Yrs. remaining

Check box if additional schedules reporting investments or real property are attached

Comments: _____

SCHEDULE A-2

Investments, Income, and Assets of Business Entities/Trusts

(Ownership Interest is 10% or Greater)

CALIFORNIA FORM 700
FAIR POLITICAL PRACTICES COMMISSION

Name
Tanner, Rachel Ann

▶ 1. BUSINESS ENTITY OR TRUST

R. T. Woodward, LLC
Name
Eaton Rapids, MI 48827
Address (Business Address Acceptable)
Check one
 Trust, go to 2 Business Entity, complete the box, then go to 2

GENERAL DESCRIPTION OF THIS BUSINESS
Provide quality homes for rent.

FAIR MARKET VALUE IF APPLICABLE, LIST DATE:
 \$0 - \$1,999
 \$2,000 - \$10,000
 \$10,001 - \$100,000
 \$100,001 - \$1,000,000
 Over \$1,000,000

IF APPLICABLE, LIST DATE:
01/26/21 / / 21
ACQUIRED DISPOSED

NATURE OF INVESTMENT
 Partnership Sole Proprietorship Single Member LLC
Other

YOUR BUSINESS POSITION Owner

▶ 2. IDENTIFY THE GROSS INCOME RECEIVED (INCLUDE YOUR PRO RATA SHARE OF THE GROSS INCOME TO THE ENTITY/TRUST)

\$0 - \$499 \$10,001 - \$100,000
 \$500 - \$1,000 OVER \$100,000
 \$1,001 - \$10,000

▶ 3. LIST THE NAME OF EACH REPORTABLE SINGLE SOURCE OF INCOME OF \$10,000 OR MORE (Attach a separate sheet if necessary.)

None or Names listed below
Amber Hughey

▶ 4. INVESTMENTS AND INTERESTS IN REAL PROPERTY HELD OR LEASED BY THE BUSINESS ENTITY OR TRUST

Check one box:
 INVESTMENT REAL PROPERTY

Name of Business Entity, if Investment, or Assessor's Parcel Number or Street Address of Real Property

Description of Business Activity or City or Other Precise Location of Real Property

FAIR MARKET VALUE IF APPLICABLE, LIST DATE:
 \$2,000 - \$10,000
 \$10,001 - \$100,000
 \$100,001 - \$1,000,000
 Over \$1,000,000

IF APPLICABLE, LIST DATE:
 / / 21 / / 21
ACQUIRED DISPOSED

NATURE OF INTEREST
 Property Ownership/Deed of Trust Stock Partnership
 Leasehold _____ Yrs. remaining Other _____

Check box if additional schedules reporting investments or real property are attached

▶ 1. BUSINESS ENTITY OR TRUST

Name
Address (Business Address Acceptable)
Check one
 Trust, go to 2 Business Entity, complete the box, then go to 2

GENERAL DESCRIPTION OF THIS BUSINESS

FAIR MARKET VALUE IF APPLICABLE, LIST DATE:
 \$0 - \$1,999
 \$2,000 - \$10,000
 \$10,001 - \$100,000
 \$100,001 - \$1,000,000
 Over \$1,000,000

IF APPLICABLE, LIST DATE:
 / / 21 / / 21
ACQUIRED DISPOSED

NATURE OF INVESTMENT
 Partnership Sole Proprietorship Other

YOUR BUSINESS POSITION _____

▶ 2. IDENTIFY THE GROSS INCOME RECEIVED (INCLUDE YOUR PRO RATA SHARE OF THE GROSS INCOME TO THE ENTITY/TRUST)

\$0 - \$499 \$10,001 - \$100,000
 \$500 - \$1,000 OVER \$100,000
 \$1,001 - \$10,000

▶ 3. LIST THE NAME OF EACH REPORTABLE SINGLE SOURCE OF INCOME OF \$10,000 OR MORE (Attach a separate sheet if necessary.)

None or Names listed below

▶ 4. INVESTMENTS AND INTERESTS IN REAL PROPERTY HELD OR LEASED BY THE BUSINESS ENTITY OR TRUST

Check one box:
 INVESTMENT REAL PROPERTY

Name of Business Entity, if Investment, or Assessor's Parcel Number or Street Address of Real Property

Description of Business Activity or City or Other Precise Location of Real Property

FAIR MARKET VALUE IF APPLICABLE, LIST DATE:
 \$2,000 - \$10,000
 \$10,001 - \$100,000
 \$100,001 - \$1,000,000
 Over \$1,000,000

IF APPLICABLE, LIST DATE:
 / / 21 / / 21
ACQUIRED DISPOSED

NATURE OF INTEREST
 Property Ownership/Deed of Trust Stock Partnership
 Leasehold _____ Yrs. remaining Other _____

Check box if additional schedules reporting investments or real property are attached

Comments: _____

PLANNING COMMISSION

The below listed summary of seats, term expirations and membership information shall serve as notice of **vacancies, upcoming term expirations** and information on currently held seats, appointed by the Board of Supervisors. Appointments by other bodies are listed, if available. Seat numbers listed in **bold** are open for immediate appointment. However, you are able to submit applications for all seats and your application will be maintained for one year, in the event that an unexpected vacancy or opening occurs.

Membership and Seat Qualifications

Seat #	Appointing Authority	Seat Holder	Term Ending	Qualification
1	BOS	Maria Theresa Imperial	7/1/24	Nominated by the President of the Board of Supervisors; subject to the approval of the Board of Supervisors, for a four-year term
2	BOS	Kathrin Moore	7/1/26	
3	BOS	Gabriel Ruiz	7/1/26	
4	Mayor	Joel Koppel	7/1/24	Nominated by the Mayor; subject to the approval of the Board of Supervisors, for a four-year term
5	Mayor	Rachel Tanner	6/30/22	
6	Mayor	Susan Diamond	6/30/24	
7	Mayor	Frank Fung	6/30/22	

Each nomination made by the President of the Board of Supervisors and the Mayor is subject to approval by the Board of Supervisors and subject to a public hearing and vote within 60 days. If the Board fails to act on the nomination within 60 days of the date the nomination is transmitted to the Clerk of the Board of Supervisors, the nominee shall be deemed approved.

BOARD OF SUPERVISORS (BOS) APPLICATION FORMS AVAILABLE HERE

- English - https://sfbos.org/sites/default/files/vacancy_application.pdf
- 中文 - https://sfbos.org/sites/default/files/vacancy_application_CHI.pdf
- Español - https://sfbos.org/sites/default/files/vacancy_application_SPA.pdf
- Filipino - https://sfbos.org/sites/default/files/vacancy_application_FIL.pdf

(For seats appointed by other Authorities please contact the Board / Commission / Committee / Task Force (see below) or the appointing authority directly.)

Pursuant to Board of Supervisors Rules of Order 2.19 (Motion No. 05-92) all applicants applying for this body must complete and submit, with their application, a copy (**not original**) of Form 700, Statement of Economic Interests. Applications will not be considered if a copy of Form 700 is not received.

FORM 700 AVAILABLE HERE (Required)

<https://www.fppc.ca.gov/Form700.html>

Please Note: Depending upon the posting date, a vacancy may have already been filled. To determine if a vacancy for this Commission is still available, or if you require additional information, please call the Rules Committee Clerk at (415) 554-5184.

Applications and other documents may be submitted to BOS-Appointments@sfgov.org

Next Steps: Applicants who meet minimum qualifications will be contacted by the Rules Committee Clerk once the Rules Committee Chair determines the date of the hearing. Members of the Rules Committee will consider the appointment(s) at the meeting and applicant(s) may be asked to state their qualifications. The appointment of the individual(s) who is recommended by the Rules Committee will be forwarded to the Board of Supervisors for final approval.

The Planning Commission consists of seven (7) voting members.

The President of the Board of Supervisors shall nominate three (3) members to the commission.

The Mayor shall nominate four (4) members to the commission.

Each nomination of the President of the Board of Supervisors and the Mayor is subject to the approval of the Board of Supervisors, and shall be the subject of a public hearing and vote within 60 days. If the Board fails to act on the nomination within 60 days of the date the nomination is transmitted to the Clerk of the Board of Supervisor the nominee shall be deemed approved.

The mission of the City Planning Department is to guide the orderly and prudent use of land, in both the natural and built environment, with the purpose of improving the quality of life and embracing the diverse perspectives of those who live in, work in, and visit San Francisco. The Commission shall periodically recommend to the Board of Supervisors for approval or rejection proposed amendments to the General Plan.

Report: The Commission shall periodically recommend to the Board of Supervisors for approval or rejection proposed amendments to the General Plan.

Authority: Charter Section 4.105 (Prop D; March 5, 2002 Election)

Sunset Date: None

Contact: Jonas Ionin, Secretary
Planning Commission
1650 Mission Street, Suite 400
San Francisco, CA 94103
(415) 558-6309
jonas.ionin@sfgov.org

Updated: April 20, 2022

GENDER ANALYSIS OF COMMISSIONS AND BOARDS



City and County of San Francisco
London N. Breed
Mayor

Department on the Status of Women
Emily M. Murase, PhD
Director



Acknowledgements

The data collection and analysis for this report was conducted by Public Policy Fellow Diana McCaffrey with support from Policy and Projects Director Elizabeth Newman, Associate Director Carol Sacco, and Director Emily Murase, PhD, at the San Francisco Department on the Status of Women.

The San Francisco Department on the Status of Women would like to thank the various policy body members, Commission secretaries, and department staff who graciously assisted in collecting demographic data and providing information about their respective policy bodies.

San Francisco Commission on the Status of Women

President Debbie Mesloh

Vice President Breanna Zwart

Commissioner Shokooh Miry

Commissioner Carrie Schwab-Pomerantz

Commissioner Andrea Shorter

Commissioner Julie D. Soo

Emily M. Murase, PhD, Director
Department on the Status of Women

This report is available at the San Francisco Department on the Status of Women website, <https://sfgov.org/dosw/gender-analysis-reports>.

Contents

Table of Figures	3
Executive Summary.....	4
I. Introduction	7
II. Gender Analysis Findings	8
A. Gender	8
B. Race and Ethnicity.....	11
C. Race and Ethnicity by Gender	14
D. LGBTQ Identity.....	16
E. Disability Status.....	16
F. Veteran Status.....	17
G. Policy Bodies by Budget.....	18
H. Comparison of Advisory Body and Commission and Board Demographics	19
I. Demographics of Mayoral, Supervisorial, and Total Appointees	20
III. Conclusion.....	21
IV. Methodology and Limitations.....	23
Appendix	24

Table of Figures

Figure 1: Summary Data of Policy Body Demographics, 2019.....	8
Figure 2: 10-Year Comparison of Representation of Women on Policy Bodies	8
Figure 3: Commissions and Boards with Highest Percentages of Women, 2019 Compared to 2017, 2015..	9
.....	9
Figure 4: Commissions and Boards with Lowest Percentage of Women, 2019 Compared to 2017, 2015..	10
.....	10
Figure 5: Advisory Bodies with the Highest and Lowest Percentage of Women, 2019.....	10
Figure 6: 10-Year Comparison of People of Color’s Representation of Policy Bodies.....	11
Figure 7: Race and Ethnicity of Appointees Compared to San Francisco Population, 2019.....	12
Figure 8: Commissions and Boards with Highest Percentage of People of Color, 2019 Compared to 2017, 2015	12
Figure 9: Commissions and Boards with Lowest Percentage of People of Color, 2019 Compared to 2017, 2015	13
Figure 10: Advisory Bodies with the Highest and Lowest Percentage of People of Color, 2019.....	14
Figure 11: 10-Year Comparison of Representation of Women of Color on Policy Bodies.....	14
Figure 12: Appointees by Race/Ethnicity and Gender, 2019	15
Figure 13: San Francisco Population by Race/Ethnicity, 2019	15
Figure 14: LGBTQ Identity of Appointees, 2019	16
Figure 15: LGBTQ Population of Appointees, 2019	16
Figure 16: San Francisco Adult Population with a Disability by Gender, 2017	17
Figure 17: Appointees with One or More Disabilities by Gender, 2019	17
Figure 18: San Francisco Adult Population with Military Service by Gender, 2017.....	17
Figure 19: Appointees with Military Service, 2019.....	17
Figure 20: Percent of Women, Women of Color, and People of Color on Commissions and Boards with Largest and Smallest Budgets in Fiscal Year 2018-2019	18
Figure 21: Demographics of Commissions and Boards with Largest Budgets, 2019	19
Figure 22: Demographics of Commissions and Boards with Smallest Budgets, 2019	19
Figure 23: Demographics of Appointees on Commission and Boards and Advisory Bodies, 2019	20
Figure 24: Demographics of Mayoral, Supervisorial, and Total Appointees, 2019	20
Figure 25: Policy Body Demographics, 2019.....	24
Figure 26: San Francisco Population Estimates by Race/Ethnicity, 2017	26
Figure 27: San Francisco Population Estimates by Race/Ethnicity and Gender, 2017	26

Executive Summary

In 2008, San Francisco voters overwhelmingly approved a City Charter Amendment (section 4.101) establishing as City policy for the membership of Commissions and Boards to reflect the diversity of San Francisco’s population, and that appointing officials be urged to support the nomination, appointment, and confirmation of these candidates. Additionally, it requires the San Francisco Department on the Status of Women to conduct and publish a gender analysis of Commissions and Boards every two years.

The *2019 Gender Analysis of Commissions and Boards* includes more policy bodies such as task forces, committees, and advisory bodies, than previous analyses, which were limited to Commissions and Boards. Data was collected from 84 policy bodies and from a total of 741 members mostly appointed by the Mayor and Board of Supervisors. These policy bodies fall under two categories designated by the San Francisco Office of the City Attorney.¹ The first category, referred to as “Commissions and Boards,” are policy bodies with decision-making authority and whose members are required to submit financial disclosures to the Ethics Commission. The second category, referred to as “Advisory Bodies,” are policy bodies with advisory function whose members do *not* submit financial disclosures to the Ethics Commission. This report examines policy bodies and appointees both comprehensively as a whole and separately by the two categories.

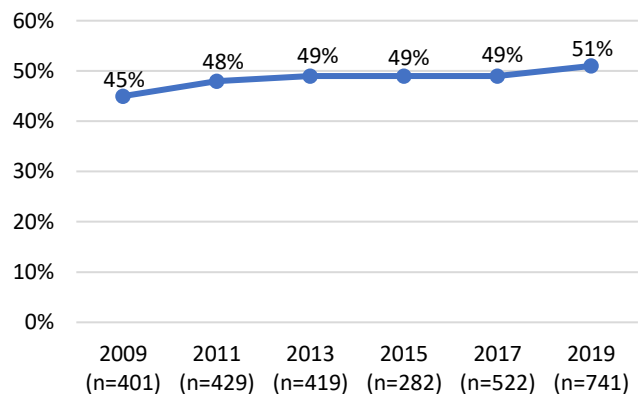
The *2019 Gender Analysis* evaluates the representation of women; people of color; lesbian, gay, bisexual, transgender, queer, and questioning (LGBTQ) individuals; people with disabilities; and veterans on San Francisco policy bodies.

Key Findings

Gender

- Women’s representation on policy bodies is 51%, slightly above parity with the San Francisco female population of 49%.
- Since 2009, there has been a small but steady increase in the representation of women on San Francisco policy bodies.

10-Year Comparison of Representation of Women on Policy Bodies



Source: SF DOSW Data Collection & Analysis.

¹ “List of City Boards, Commissions, and Advisory Bodies Created by Charter, Ordinance, or Statute,” Office of the City Attorney, <https://www.sfcityattorney.org/wp-content/uploads/2016/01/Commission-List-08252017.pdf>, (August 25, 2017).

Race and Ethnicity

- People of color are underrepresented on policy bodies compared to the population. Although people of color comprise 62% of San Francisco’s population, just 50% of appointees identify as a race other than white.
- While the overall representation of people of color has increased between 2009 and 2019, as the Department collected data on more appointees, the representation of people of color has decreased over the last few years. The percentage of appointees of color decreased from 53% in 2017 to 49% in 2019.
- As found in previous reports, Latinx and Asian groups are underrepresented on San Francisco policy bodies compared to the population. Latinx individuals are 14% of the population but make up only 8% of appointees. Asian individuals are 31% of the population but make up only 18% of appointees.

10-Year Comparison of Representation of People of Color on Policy Bodies

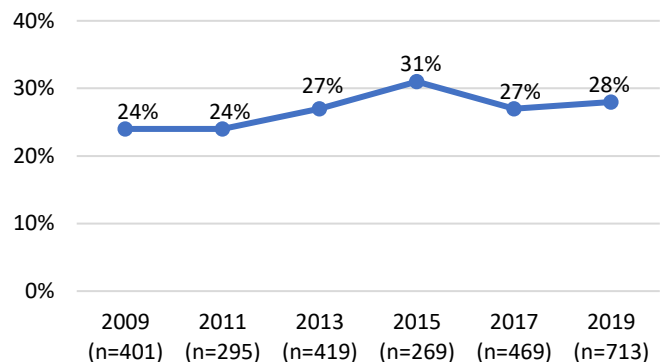


Source: SF DOSW Data Collection & Analysis.

Race and Ethnicity by Gender

- On the whole, women of color are 32% of the San Francisco population, and 28% of appointees. Although still below parity, 28% is a slight increase compared to 2017, which showed 27% women of color appointees.
- Meanwhile, men of color are underrepresented at 21% of appointees compared to 31% of the San Francisco population.
- Both White women and men are overrepresented on San Francisco policy bodies. White women are 23% of appointees compared to 17% of the San Francisco population. White men are 26% of appointees compared to 20% of the population.
- Black and African American women and men are well-represented on San Francisco policy bodies. Black women are 9% of appointees compared to 2.4% of the population, and Black men are 5% of appointees compared to 2.5% of the population.
- Latinx women are 7% of the San Francisco population but 3% of appointees, and Latinx men are 7% of the population but 5% of appointees.
- Asian women are 17% of the San Francisco population but 11% of appointees, and Asian men are 15% of the population but just 7% of appointees.

10-Year Comparison of Representation of Women of Color on Policy Bodies



Source: SF DOSW Data Collection & Analysis.

Additional Demographics

- Out of the 74% of appointees who responded to the survey question on LGBTQ identity, 19% identify as lesbian, gay, bisexual, transgender, nonbinary, queer, or questioning, and 81% of appointees identify as straight/heterosexual.
- Out of the 70% of appointees who responded to the question on disability, 11% identify as having one or more disabilities, which is just below the 12% of the adult population with a disability in San Francisco.
- Out of the 67% of appointees who responded to the question on veteran status, 7% have served in the military compared to 3% of the San Francisco population.

Proxies for Influence: Budget & Authority

- Although women are half of all appointees, those Commissions and Boards with the largest budgets have fewer women and especially fewer women of color. Meanwhile, women exceed representation on Boards and Commissions with the smallest budgets and women of color reach parity with the population on the smallest budgeted Commissions and Boards.
- Although still underrepresented relative to the San Francisco population, there is a larger percentage of people of color on Commissions and Boards with both the largest and smallest budgets compared to overall appointees.
- The percentage of total women is greater on Advisory Bodies than Commissions and Boards. Women are 54% of appointees on Advisory Bodies and 48% of appointees on Commissions and Boards. However, the percentages of people of color and women of color on Commissions and Boards exceed the percentages of people of color and women of color on Advisory Bodies.

Appointing Authorities

- Mayoral appointments include 55% women, 52% people of color, and 30% women of color, which is more diverse by gender and race compared to both Supervisorial appointments and total appointments.

Demographics of Appointees Compared to the San Francisco Population

	Women	People of Color	Women of Color	LGBTQ	Disability Status	Veteran Status
San Francisco Population	49%	62%	32%	6%-15%*	12%	3%
Total Appointees	51%	50%	28%	19%	11%	7%
10 Largest Budgeted Commissions & Boards	41%	55%	23%			
10 Smallest Budgeted Commissions & Boards	52%	54%	32%			
Commissions and Boards	48%	52%	30%			
Advisory Bodies	54%	49%	28%			

Sources: 2017 American Community Survey 5-Year Estimates, SF DOSW Data Collection & Analysis, 2019, *Note: Estimates vary by source. See page 16 for a detailed breakdown.

I. Introduction

Inspired by the 4th UN World Conference on Women in Beijing, San Francisco became the first city in the world to adopt a local ordinance reflecting the principles of the U.N. Convention on the Elimination of All Forms of Discrimination (CEDAW), an international bill of rights for women. The CEDAW Ordinance was passed unanimously by the San Francisco Board of Supervisors and signed into law by Mayor Willie L. Brown, Jr. on April 13, 1998.² In 2002, the CEDAW Ordinance was revised to address the intersection of race and gender and incorporate reference to the UN Convention on the Elimination of all Forms of Race Discrimination. The Ordinance requires City Government to take proactive steps to ensure gender equity and specifies “gender analysis” as a preventive tool to identify and address discrimination. Since 1998, the Department on the Status of Women has employed this tool to analyze the operations of 10 City Departments using a gender lens.

In 2007, the Department on the Status of Women conducted the first gender analysis to evaluate the number of women appointed to City Commissions and Boards. The findings of this analysis informed a City Charter Amendment developed by the Board of Supervisors for the June 2008 Election. This City Charter Amendment (Section 4.101) was overwhelmingly approved by voters and made it city policy that:

- The membership of Commissions and Boards are to reflect the diversity of San Francisco’s population,
- Appointing officials are to be urged to support the nomination, appointment, and confirmation of these candidates, and
- The Department on the Status of Women is required to conduct and publish a gender analysis of Commissions and Boards every 2 years.

The *2019 Gender Analysis* examines the representation of women; people of color; lesbian, gay, bisexual, transgender, queer, and questioning (LGBTQ) individuals; people with disabilities; and veterans on San Francisco policy bodies primarily appointed by the Mayor and the Board of Supervisors. This year’s analysis included more outreach to policy bodies as compared to previous analyses that were limited to Commissions and Boards. As a result, more appointees were included in the data collection and analysis than even before. These policy bodies fall under two categories designated by the San Francisco Office of the City Attorney. The first category, referred to as “Commissions and Boards,” are policy bodies with decision-making authority and whose members are required to submit financial disclosures to the Ethics Commission, and the second category, referred to as “Advisory Bodies,” are policy bodies with advisory function whose members do not submit financial disclosures to the Ethics Commission. A detailed description of methodology and limitations can be found at the end of this report on page 23.

² San Francisco Administrative Code Chapter 33.A.
[http://library.amlegal.com/nxt/gateway.dll/California/administrative/chapter33alocalimplementationoftheunited?f=templates\\$fn=default.htm\\$3.0\\$vid=amlegal:sanfrancisco_ca\\$sanc=JD_Chapter33A](http://library.amlegal.com/nxt/gateway.dll/California/administrative/chapter33alocalimplementationoftheunited?f=templates$fn=default.htm$3.0$vid=amlegal:sanfrancisco_ca$sanc=JD_Chapter33A).

II. Gender Analysis Findings

Many aspects of San Francisco’s diversity are reflected in the overall population of appointees on San Francisco policy bodies. The analysis includes 84 policy bodies, of which 823 of the 887 seats are filled leaving 7% vacant. As outlined below in the summary chart, slightly more than half of appointees are women, half of appointees are people of color, 28% are women of color, 19% are LGBTQ, 11% have a disability, and 7% are veterans.

Figure 1: Summary Data of Policy Body Demographics, 2019

Appointee Demographics	Percentage of Appointees
Women (n=741)	51%
People of Color (n=706)	50%
Women of Color (n=706)	28%
LGBTQ Identified (n=548)	19%
People with Disabilities (n=516)	11%
Veteran Status (n=494)	7%

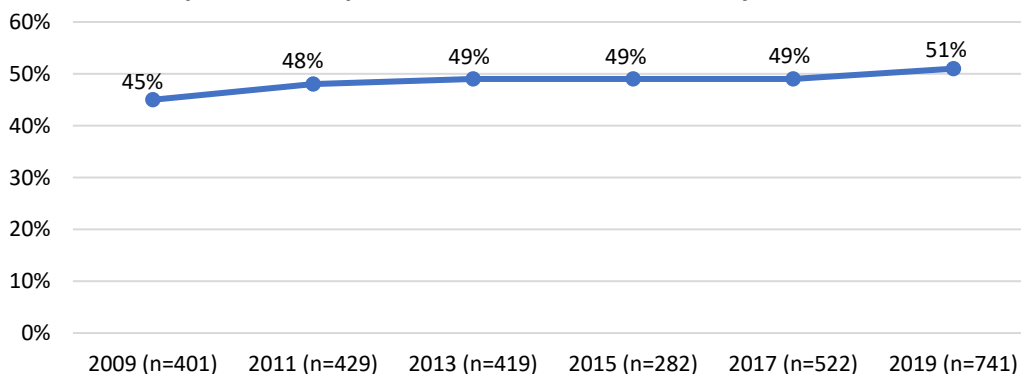
Source: SF DOSW Data Collection & Analysis.

However, further analysis reveals underrepresentation of particular groups. Subsequent sections present comprehensive data analysis providing comparison to previous years, detailing the variables of gender, race/ethnicity, LGBTQ identity, disability, veteran status, and policy body characteristics of budget size, decision-making authority, and appointment authority.

A. Gender

On San Francisco policy bodies, 51% of appointees identify as women, which is slightly above parity compared to the San Francisco female population of 49%. The representation of women remained stable at 49% from 2013 until 2017. This year, the representation of women increased by 2 percentage points, which could be partly due to the larger sample size used in this year’s analysis compared to previous years. A 10-year comparison shows that the representation of women appointees has gradually increased since 2009 by a total of six percentage points.

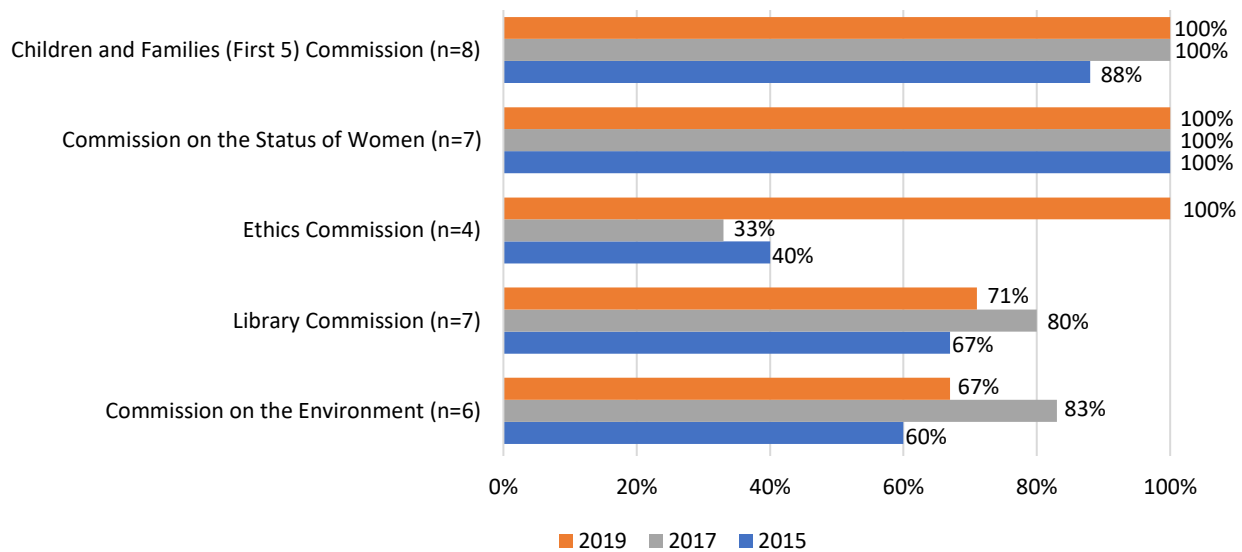
Figure 2: 10-Year Comparison of Representation of Women on Policy Bodies



Source: SF DOSW Data Collection & Analysis.

Figures 3 and 4 analyze Commissions and Boards. Figure 3 showcases the five Commissions and Boards with the highest representation of women appointees as compared to 2015 and 2013. The Children and Families (First Five) Commission and the Commission on the Status of Women are currently comprised of all women appointees. This finding has been consistent for the Commission on the Status of Women in 2015 and 2017. While the Ethics Commission has 100% women appointees, much more than 2015 and 2017, its small size of five appointees means that minimal changes in its demographic composition greatly impacts percentages. This is also the case for other policy bodies with a small number of members. The Library Commission and the Commission on the Environment are fourth and fifth on the list at 71% and 67% women, respectively, with long standing female majorities on each.

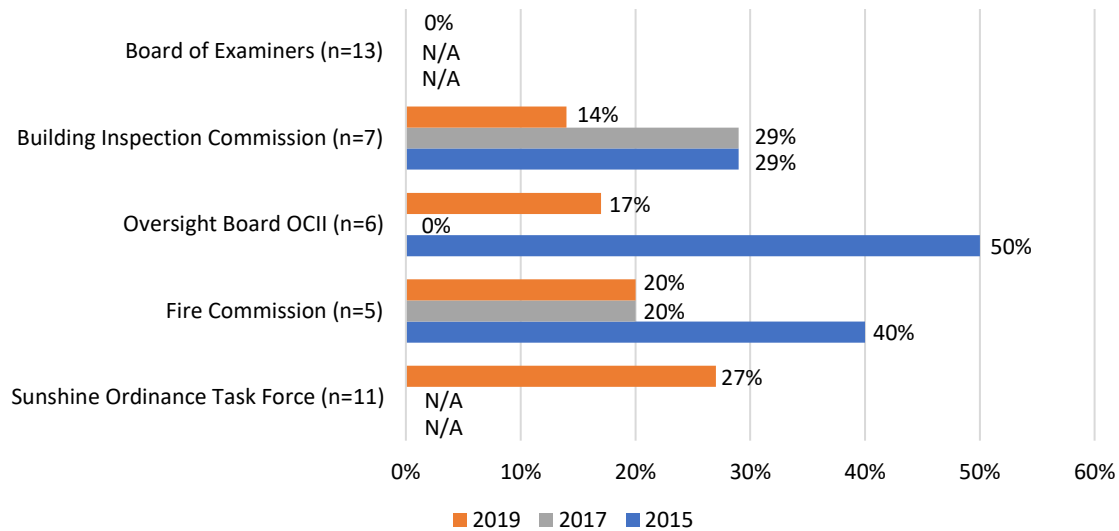
Figure 3: Commissions and Boards with Highest Percentages of Women, 2019 Compared to 2017, 2015



Source: SF DOSW Data Collection & Analysis.

Out of the Commissions and Boards in this section, 23 have 40% or less women. The five Commissions and Boards with the lowest representation of women are displayed in Figure 4. The lowest percentage is found on the Board of Examiners where currently *none* of the 13 appointees are women. Unfortunately, demographic data is unavailable for the Board of Examiners for 2017 and 2015. Next is the Building Inspection Commission at 14%, which is a decrease of female representation compared to 2017 and 2015. The Oversight Board of Community Investment and Infrastructure, Fire Commission, and Sunshine Ordinance Task Force also have some of the lowest percentages of women at 17%, 20%, and 27%, respectively. Unfortunately, the Sunshine Ordinance Task Force did not participate in previous analyses and therefore demographics data is unavailable for 2017 and 2015.

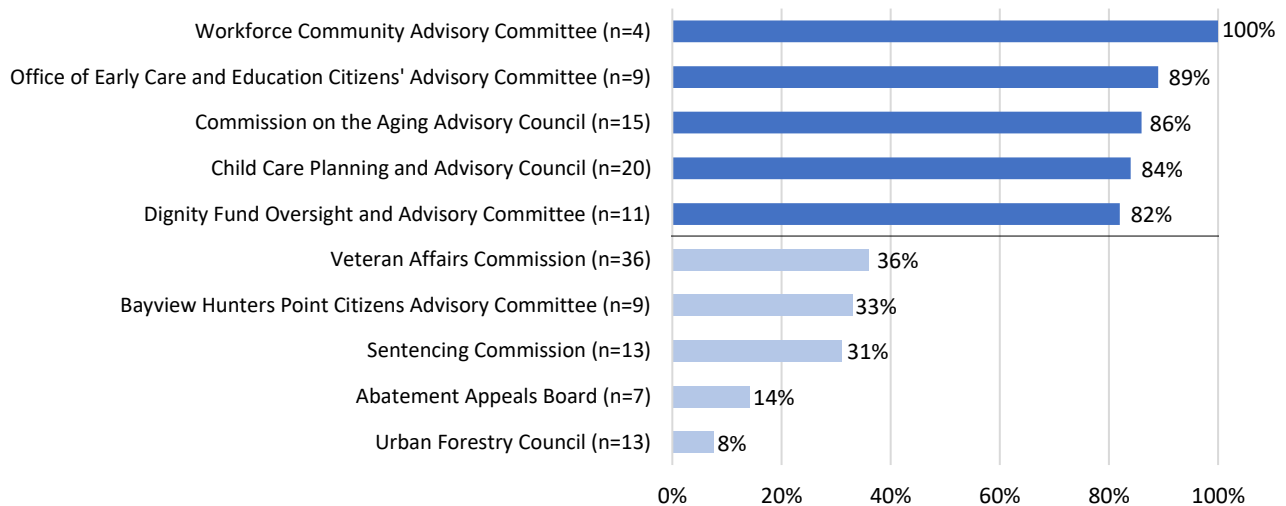
Figure 4: Commissions and Boards with Lowest Percentage of Women, 2019 Compared to 2017, 2015



Source: SF DOSW Data Collection & Analysis.

In addition to Commissions and Boards, Advisory Bodies were examined for the highest and lowest percentages of women. This is the first year such bodies have been included, thus comparison to previous years is unavailable. Figure 9 below displays the five Advisory Bodies with the highest and the five with the lowest representations of women. The Workforce Community Advisory Committees has the greatest representation of women at 100%, followed by the Office of Early Care and Education Citizen’s Advisory Committee at 89%. The Advisory Bodies with the lowest percentage of women are the Urban Forestry Council at 8% of the 13-member body and the Abatement Appeals Board at 14% of the 7-member body.

Figure 5: Advisory Bodies with the Highest and Lowest Percentage of Women, 2019

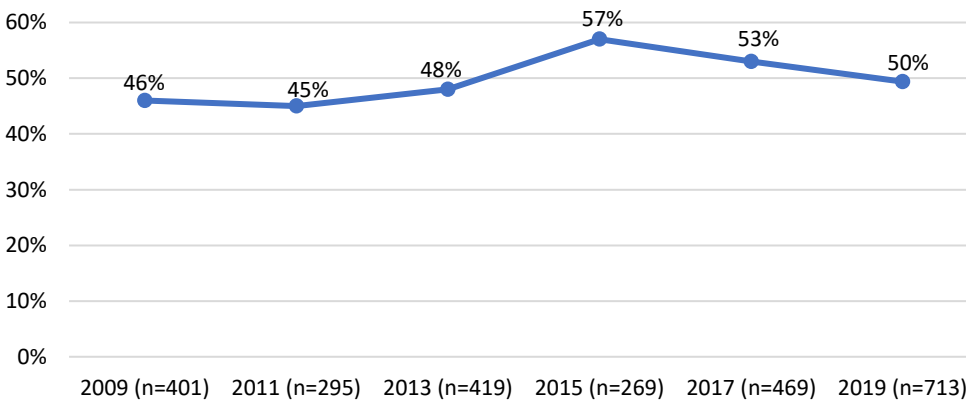


Source: SF DOSW Data Collection & Analysis.

B. Race and Ethnicity

Data on racial and ethnic identity was collected for 706, or 95%, of the 741 surveyed appointees. Although half of appointees identify as a race or ethnicity other than white or Caucasian, people of color are still underrepresented compared to the San Francisco population of 62%. The representation of people of color has increased since 2009 but has decreased following 2015. The number of appointees analyzed increased substantially in 2017 and 2019 compared to 2015, and these larger data samples have coincided with smaller percentages of people of color. The percentage decrease following 2017 could be partially due to the inclusion of more policy and advisory bodies, as the representation of people of color on Commissions and Boards dropped only slightly from 53% in 2017 to 52% in 2019.

Figure 6: 10-Year Comparison of Representation of People of Color on Policy Bodies



Source: SF DOSW Data Collection & Analysis.

The racial and ethnic breakdown of policy body members compared to the San Francisco population is shown in Figure 7. This analysis reveals underrepresentation and overrepresentation in San Francisco policy bodies for certain racial and ethnic groups. Half of all appointees are white, an overrepresentation by more than 10 percentage points. The Black and African American community is well represented on appointed policy bodies at 14% compared to 5% of the population of San Francisco. Characterizing this as an overrepresentation is inaccurate given the representation of Black or African American people on policy bodies has been consistent over the years while the San Francisco population has declined over the same period.³ Furthermore, the most recent nationwide estimate for the Black or African American population is 13%, which is nearly equal to the 14% of Black or African American appointees present on San Francisco policy bodies.⁴

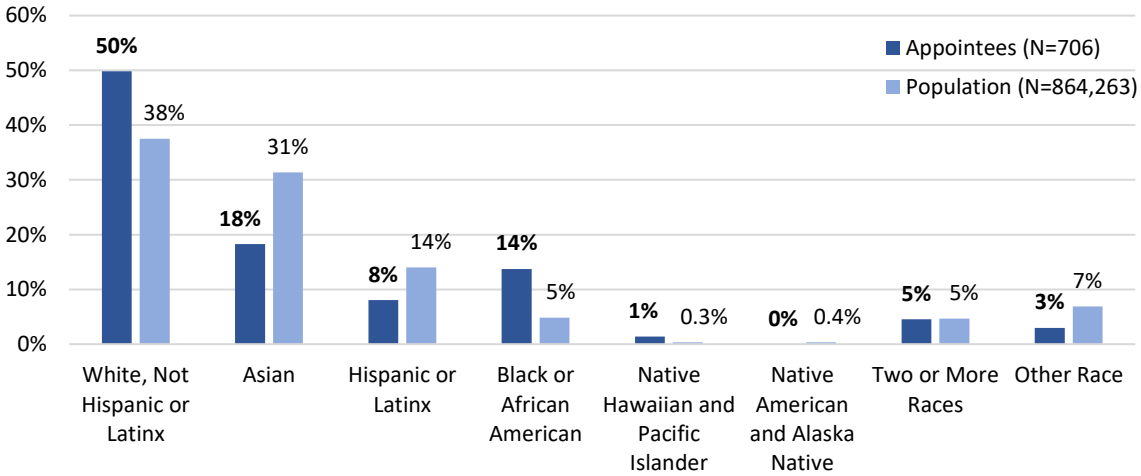
Considerably underrepresented racial and ethnic groups on San Francisco policy bodies compared to the San Francisco population are individuals who identify as Asian or Latinx. While Asians are 31% of the San Francisco population, they only make up 18% of appointees. While the Latinx population of San Francisco is 14%, only 8% of appointees are Latinx. Although there is a small population of Native

³ Samir Gambhir and Stephen Menendian, "Racial Segregation in the Bay Area, Part 2," *Haas Institute for a Fair and Inclusive Society* (2018).

⁴ US Census Bureau, 2018, Retrieved from <https://www.census.gov/quickfacts/fact/table/US/PST045218>.

Americans and Alaska Natives in San Francisco of 0.4%, none of the surveyed appointees identified themselves as such.

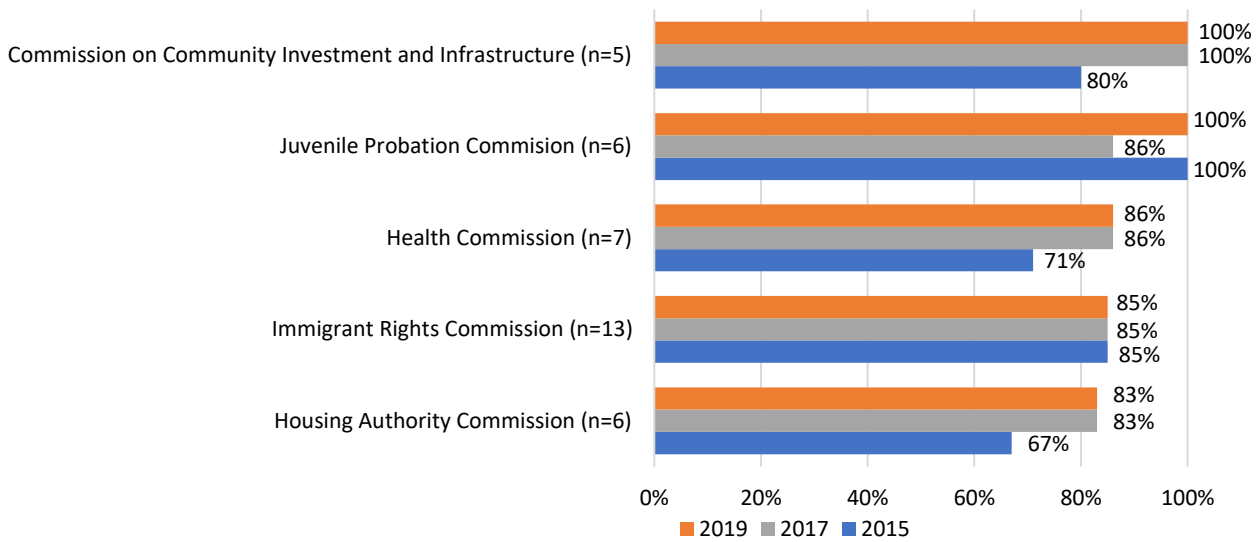
Figure 7: Race and Ethnicity of Appointees Compared to San Francisco Population, 2019



Sources: 2017 American Community Survey 5-Year Estimates, SF DOSW Data Collection & Analysis.

The next two graphs illustrate Commissions and Boards, and Advisory Bodies with the highest and lowest percentages of people of color. As shown in Figure 8, the Commission on Community Investment and Infrastructure remained at 100% from 2017, while the Juvenile Probation Commission has returned to 100% this year after a dip in 2017. Next is the Health Commission, Immigrant Rights Commission, and Housing Authority Commission at 86%, 85%, and 83%, respectively. Percentages of people of color on both the Health Commission and the Housing Authority Commission increased following 2015, and have remained consistent since 2017.

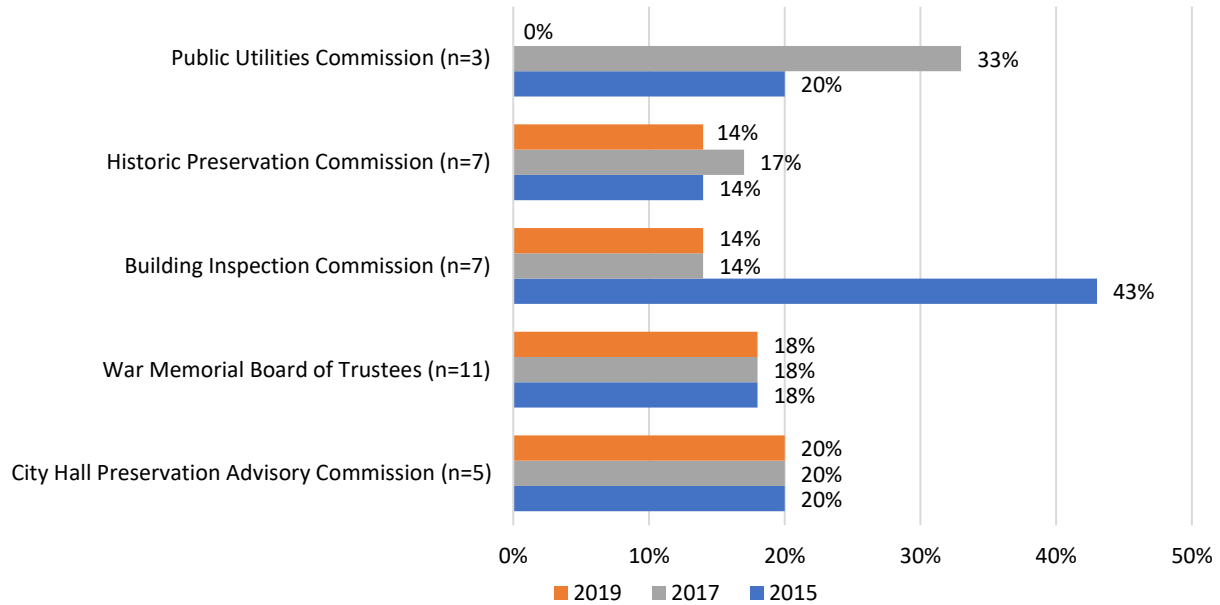
Figure 8: Commissions and Boards with Highest Percentage of People of Color, 2019 Compared to 2017, 2015



Source: SF DOSW Data Collection & Analysis.

There are 23 policy bodies that have 40% or less appointees who identified a racial and ethnic category other than white. Although the Public Utilities Commission has two vacancies, *none* of the current appointees identify as people of color. The Historic Preservation Commission and Building Inspection Commission are both at 14% representation for people of color. The Building Inspection Commission had a large drop from 43% in 2015, with the percentage of people of color decreasing to 14% in 2017 and remaining at this percent for 2019. Lastly, the War Memorial Board of Trustees and City Hall Preservation Advisory Commission have 18% and 20%, respectively.

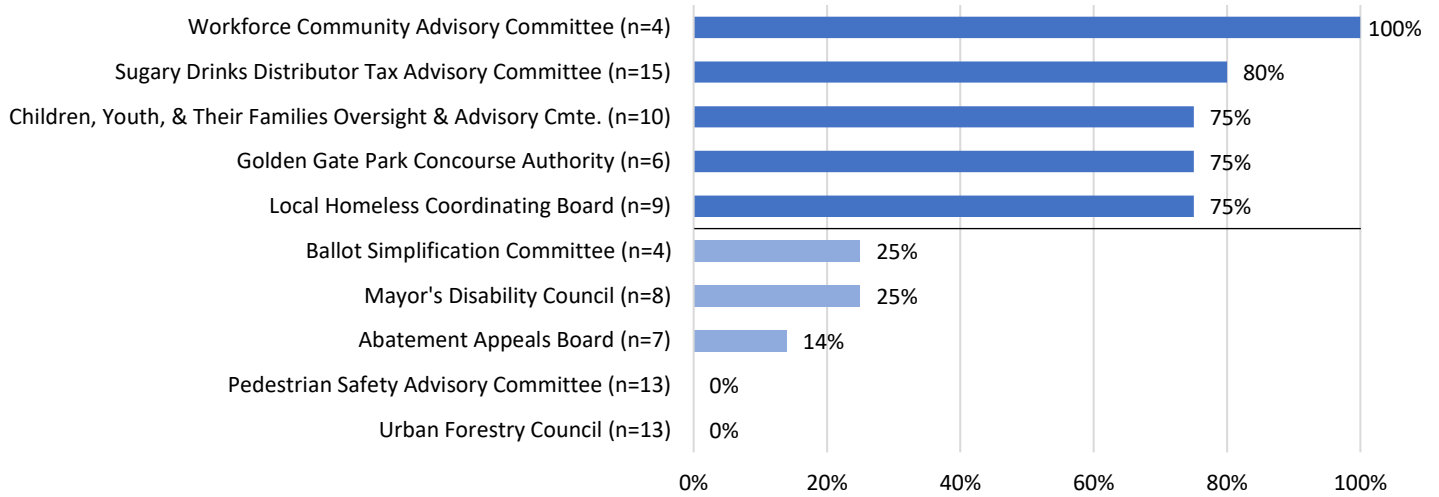
Figure 9: Commissions and Boards with Lowest Percentage of People of Color, 2019 Compared to 2017, 2015



Source: SF DOSW Data Collection & Analysis.

In addition to Commissions and Boards, Advisory Bodies were examined for the highest and lowest percentages of people of color. This is the first year such bodies have been included, thus comparison to previous years is unavailable. All members of the Workforce Community Advisory Committee are people of color. People of color comprise 80% of the Sugary Drinks Distributor Tax Advisory Committee, and 75% of appointees on the Children, Youth and Their Families Oversight and Advisory Committee, the Golden Gate Park Concourse Authority, and the Local Homeless Coordinating Board. Out of the five Advisory Bodies with the lowest representation of people of color, the Ballot Simplification Committee and the Mayor’s Disability Council have 25% appointees of color, and the Abatement Appeals Board has 14% appointees of color. The Urban Forestry and the Pedestrian Safety Advisory Committee have no people of color currently serving.

Figure 10: Advisory Bodies with the Highest and Lowest Percentage of People of Color, 2019

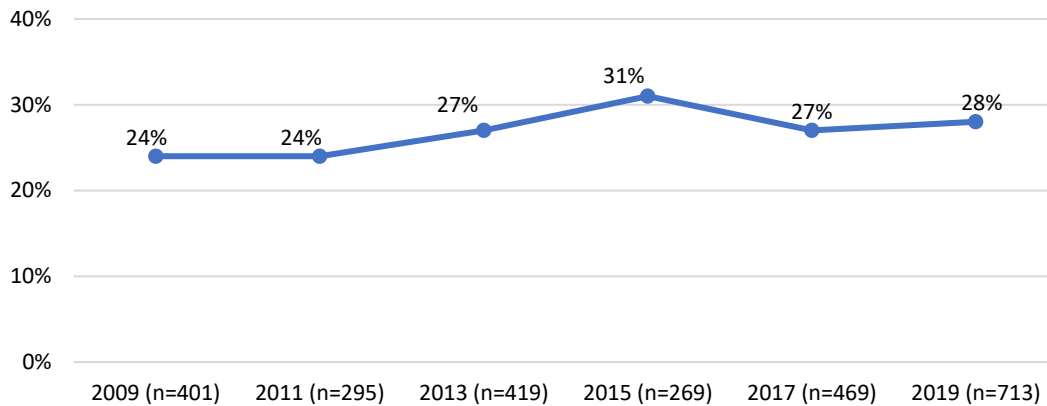


Source: SF DOSW Data Collection & Analysis.

C. Race and Ethnicity by Gender

White men and women are overrepresented on San Francisco policy bodies, while Asian and Latinx men and women are underrepresented. While women of color continue to be underrepresented at 28% compared to the San Francisco population of 32%, this is a slight increase from 2017 which showed 27% women of color. Meanwhile, men of color are 21% of appointees compared to 31% of the San Francisco population.

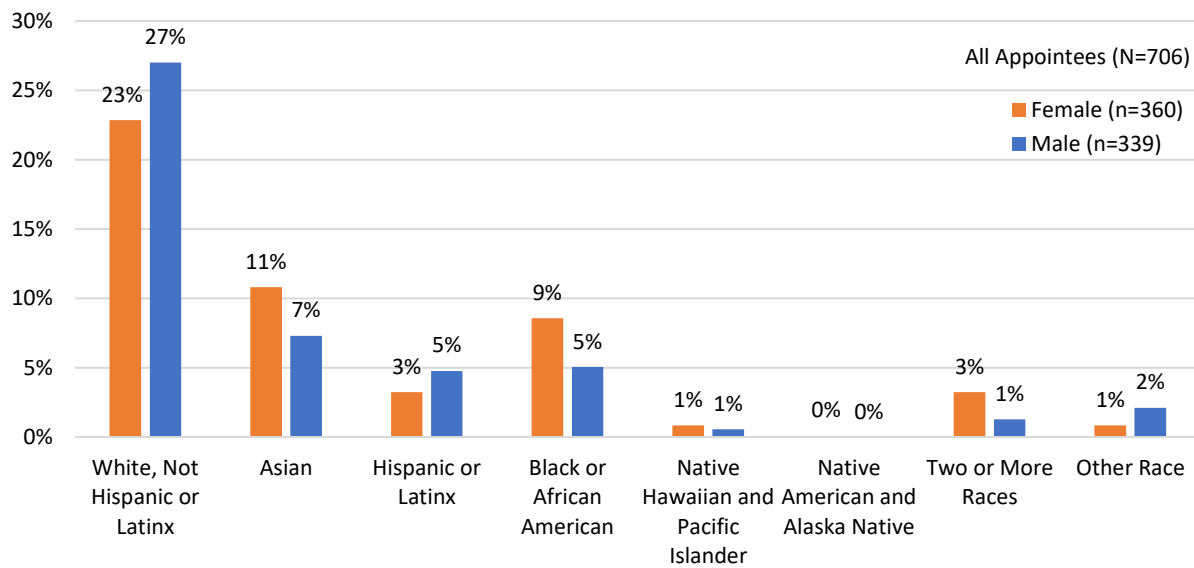
Figure 11: 10-Year Comparison of Representation of Women of Color on Policy Bodies



Source: SF DOSW Data Collection & Analysis.

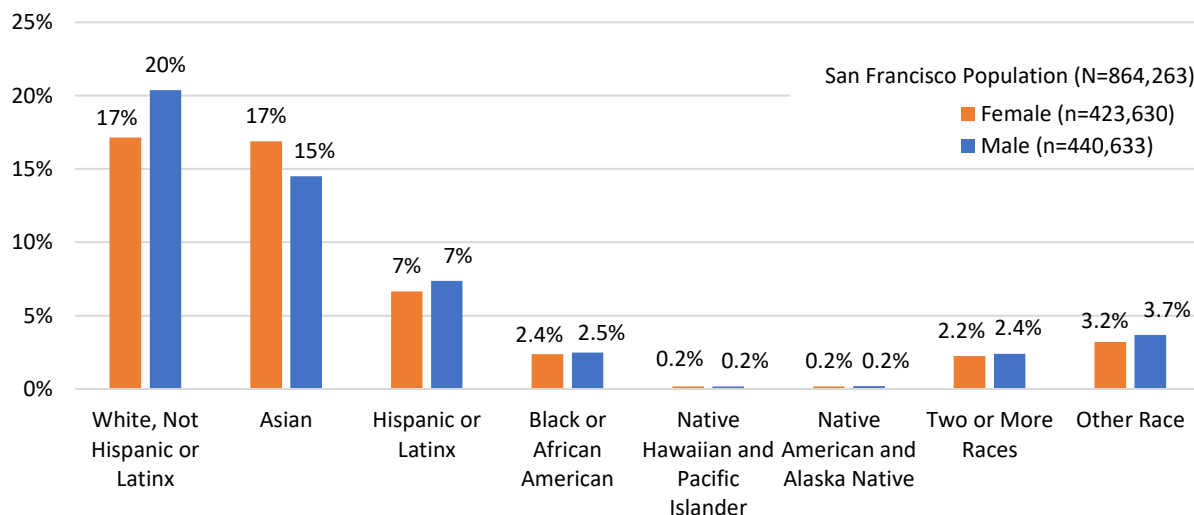
The following figures present the breakdown for appointees and the San Francisco population by race and ethnicity and gender. White men and women are overrepresented, holding 27% and 23% of appointments, respectively, compared to 20% and 17% of the population, respectively. Asian men and women are both greatly underrepresented with Asian women making up 11% of appointees compared to 17% of the population while Asian men comprise 7% of appointees and 15% of the population. Latinx men and women are also underrepresented, particularly Latinx women, who are 3% of appointees and 7% of the population, while Latinx men are 5% of appointees and 7% of the population. Black or African American men and women are well-represented with Black women comprising 9% of appointees and Black men comprising 5% of appointees. Pacific Islander men and women, and multiethnic women also exceed parity with the population. Although Native American men and women make up only 0.4% of San Francisco’s population, none of the surveyed appointees identified themselves as such.

Figure 12: Appointees by Race/Ethnicity and Gender, 2019



Source: SF DOSW Data Collection & Analysis.

Figure 13: San Francisco Population by Race/Ethnicity, 2019



Source: 2017 American Community Survey 5-Year Estimates.

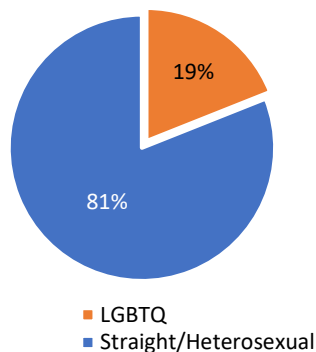
D. LGBTQ Identity

Lesbian, gay, bisexual, transgender, queer, and questioning (LGBTQ) identity data was collected from 548, or 75%, of the 741 surveyed appointees, which is much more data on LGBTQ identity compared to previous reports. Due to limited and outdated information on the population of the LGBTQ community in San Francisco, it is difficult to adequately assess the representation of the LGBTQ community. However, compared to available San Francisco, larger Bay Area, and national data, the LGBTQ community is well represented on San Francisco policy bodies. Recent research estimates the national LGBT population is 4.5%.⁵ The LGBT population of the San Francisco and greater Bay Area is estimated to rank the highest of U.S. cities at 6.2%,⁶ while a 2006 survey found that 15.4% of adults in San Francisco identify as LGBT⁷.

Of the appointees who responded to this question, 19% identify as LGBTQ and 81% identify as straight or heterosexual. Of the LGBTQ appointees, 48% identify as gay, 23% as lesbian, 17% as bisexual, 7% as queer, 5% as transgender, and 1% as questioning. Data on LGBTQ identity by race was not captured. Efforts to capture data on LGBTQ identity by race for future reports would enable more intersectional analysis.

Figure 14: LGBTQ Identity of Appointees, 2019

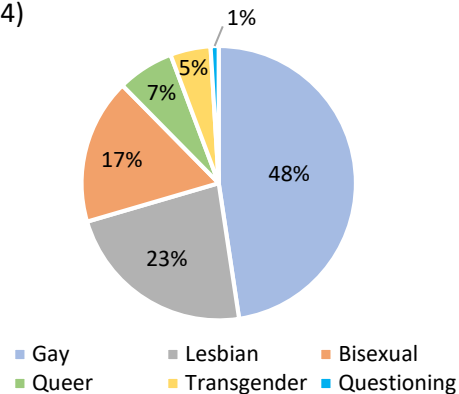
(N=548)



Source: SF DOSW Data Collection & Analysis.

Figure 15: LGBTQ Population of Appointees, 2019

(N=104)



Source: SF DOSW Data Collection & Analysis.

E. Disability Status

Overall, 12% of adults in San Francisco have one or more disabilities, and when broken down by gender, 6.2% are women and 5.7% are men. Disability data for transgender and gender non-conforming individuals in San Francisco is currently unavailable. Data on disability was obtained from 516, or 70%, of the 741 appointees who participated in the survey. Of the 516 appointees, 11.2% reported to have one

⁵ Frank Newport, "In U.S., Estimate of LGBT Population Rises to 4.5%," *GALLUP* (May 22, 2018) <https://news.gallup.com/poll/234863/estimate-lgbt-population-rises.aspx>.

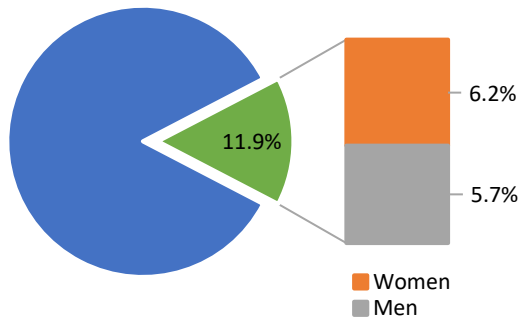
⁶ Gary J. Gates and Frank Newport, "San Francisco Metro Area Ranks Highest in LBGT Percentage," *GALLUP* (March 20, 2015) https://news.gallup.com/poll/182051/san-francisco-metro-area-ranks-highest-lgbt-percentage.aspx?utm_source=Social%20Issues&utm_medium=newsfeed&utm_campaign=tiles.

⁷ Gary J. Gates, "Same Sex Couples and the Gay, Lesbian, Bisexual Population: New Estimates from the American Community Survey," *The Williams Institute on Sexual Orientation Law and Public Policy, UCLA School of Law* (2006).

or more disabilities, which is near parity with the San Francisco population. Of the 11.2% appointees with one or more disabilities, 6.8% are women, 3.9% are men, 0.4% are trans women, and 0.2% are trans men.

Figure 16: San Francisco Adult Population with a Disability by Gender, 2017

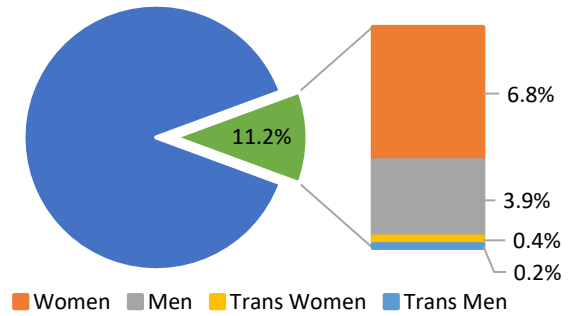
(N=744,243)



Source: 2017 American Community Survey 5-Year Estimates.

Figure 17: Appointees with One or More Disabilities by Gender, 2019

(N=516)



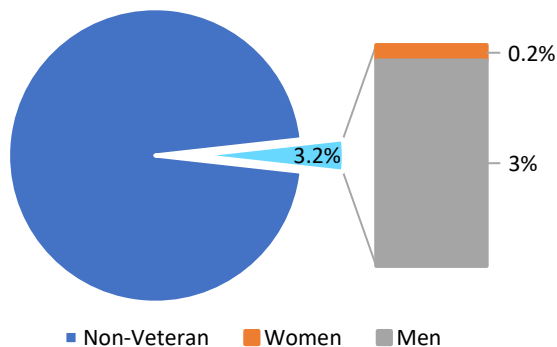
Source: SF DOSW Data Collection & Analysis.

F. Veteran Status

Overall, 3.2% of the adult population in San Francisco has served in the military. There is a considerable difference by gender, as male veterans are 3% and female veterans are 0.2% of the population. Data on veteran status was obtained from 494, or 67%, of appointees who participated in the survey. Of the 494 appointees who responded to this question, 7.1% have served in the military. Like the San Francisco population, there is a large difference by gender, as men comprise 5.7% and women make up only 1.2% of the total number of veteran appointees. Of participating appointees, 0.2% of veterans are trans women. Veteran status data on transgender and gender non-conforming individuals in San Francisco is currently unavailable.

Figure 18: San Francisco Adult Population with Military Service by Gender, 2017

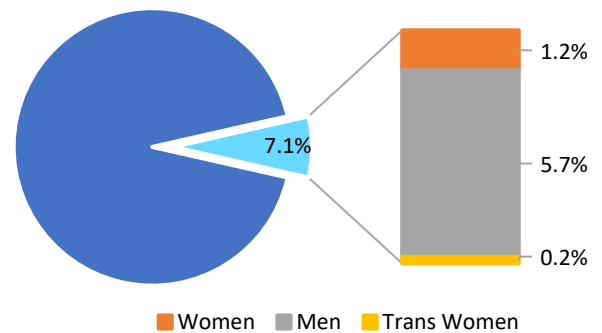
(N=747,896)



Source: 2017 American Community Survey 5-Year Estimates.

Figure 19: Appointees with Military Service, 2019

(N=494)



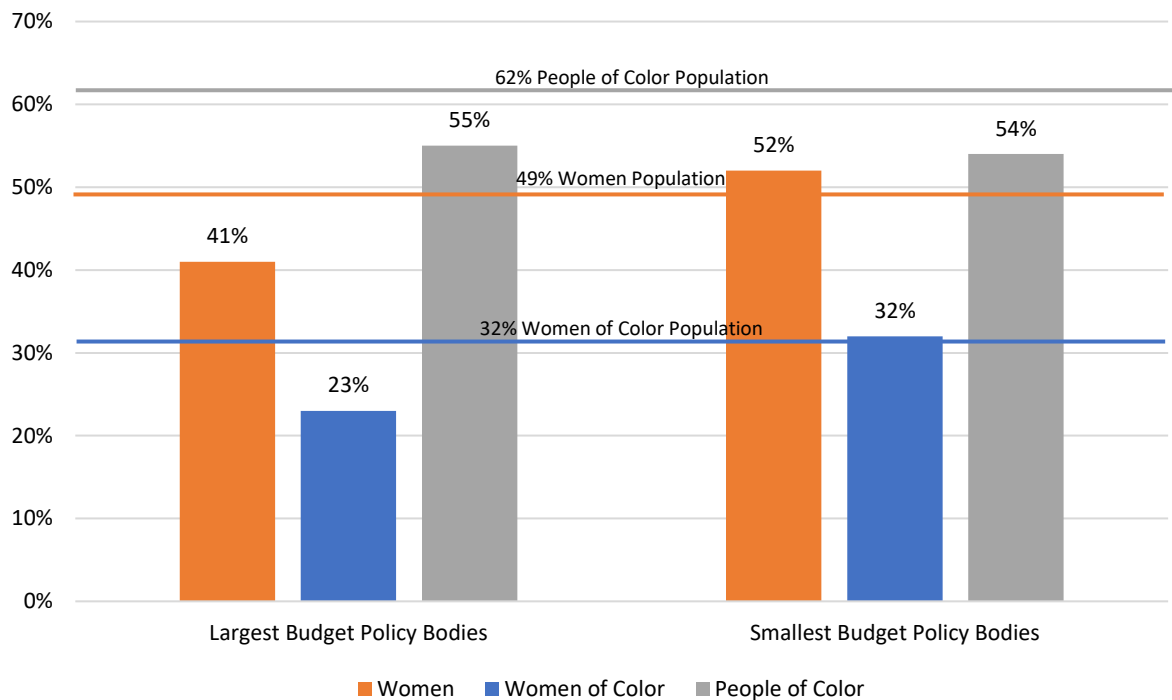
Source: SF DOSW Data Collection & Analysis.

G. Policy Bodies by Budget

This report also examines whether policy bodies with the largest and smallest budget sizes and other characteristics are demographically representative of the San Francisco population. In this section, budget size is used as a proxy for influence. Although this report has expanded the scope of analysis to include more policy bodies compared to previous reports, this section of analysis was limited to Commissions and Boards with decision-making authority and whose members file financial disclosures with the Ethics Commission. The purpose of this analysis is to evaluate the demographics for the spectrum of budgetary influence of policy bodies with decision-making authority in San Francisco.

Overall, appointees from the 10 largest budgeted Commissions and Boards are 55% people of color, 41% women, and 23% women of color. Appointees from the 10 smallest budgeted Commissions and Boards are 54% people of color, 52% women, and 32% women of color. Although still below parity with the San Francisco population, the representation of people of color on both the largest and smallest budgeted policy bodies is greater than the percentage of people of color for all appointees combined (50%). For women and women of color, their representation meets or exceeds parity with the population on the 10 smallest budgeted bodies. However, it falls far below parity for the 10 largest budgeted bodies. The representation of total women and women of color is greater on smaller budgeted policy bodies by 27%, and 39%, respectively.

Figure 20: Percent of Women, Women of Color, and People of Color on Commissions and Boards with Largest and Smallest Budgets in Fiscal Year 2018-2019



Source: SF DOSW Data Collection & Analysis.

Figure 21: Demographics of Commissions and Boards with Largest Budgets, 2019

Body	FY18-19 Budget	Total Seats	Filled seats	Women	Women of Color	People of Color
Health Commission	\$2,200,000,000	7	7	29%	14%	86%
Public Utilities Commission	\$1,296,600,000	5	3	67%	0%	0%
MTA Board of Directors and Parking Authority Commission	\$1,200,000,000	7	7	57%	14%	43%
Airport Commission	\$1,000,000,000	5	5	40%	20%	40%
Commission on Community Investment and Infrastructure	\$745,000,000	5	5	60%	60%	100%
Police Commission	\$687,139,793	7	7	43%	43%	71%
Health Authority (Plan Governing Board)	\$666,000,000	19	15	33%	27%	47%
Human Services Commission	\$529,900,000	5	5	40%	0%	40%
Fire Commission	\$400,721,970	5	5	20%	20%	40%
Aging and Adult Services Commission	\$334,700,000	7	7	43%	14%	57%
Total	\$9,060,061,763	72	66	41%	23%	55%

Source: SF DOSW Data Collection & Analysis.

Figure 22: Demographics of Commissions and Boards with Smallest Budgets, 2019

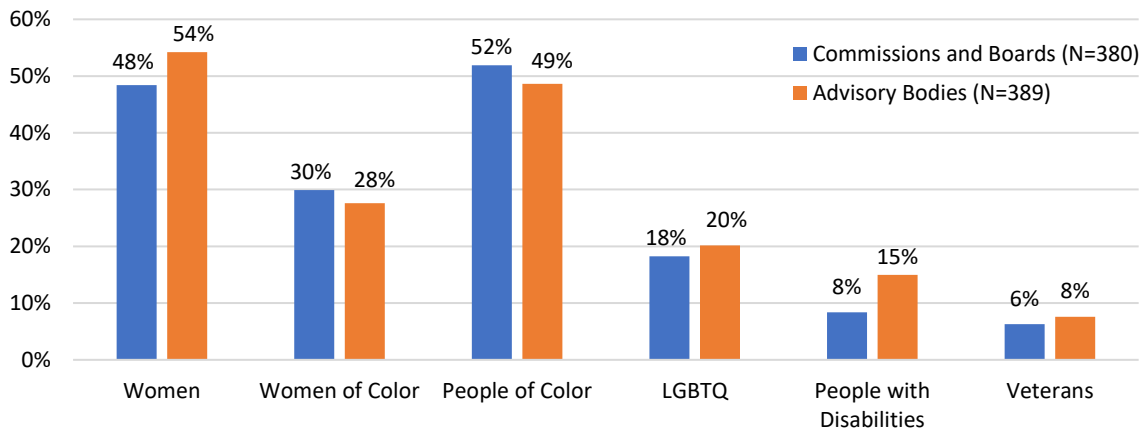
Body	FY18-19 Budget	Total Seats	Filled Seats	Women	Women of color	People of Color
Rent Board Commission	\$8,543,912	10	9	44%	11%	33%
Commission on the Status of Women	\$8,048,712	7	7	100%	71%	71%
Ethics Commission	\$6,458,045	5	4	100%	50%	50%
Human Rights Commission	\$4,299,600	12	10	50%	50%	70%
Small Business Commission	\$2,242,007	7	7	43%	29%	43%
Civil Service Commission	\$1,262,072	5	4	50%	0%	25%
Board of Appeals	\$1,072,300	5	5	40%	20%	40%
Entertainment Commission	\$1,003,898	7	7	29%	14%	57%
Assessment Appeals Board No.1, 2, & 3	\$663,423	24	18	39%	22%	44%
Youth Commission	\$305,711	17	16	56%	44%	75%
Total	\$33,899,680	99	87	52%	32%	54%

Source: SF DOSW Data Collection & Analysis.

H. Comparison of Advisory Body and Commission and Board Demographics

The comparison of the two policy body categories in this section provides another proxy for influence, as Commissions and Boards whose members file disclosures of economic interest have greater decision-making authority in San Francisco than Advisory Bodies whose members do not file economic interest disclosures. The percentages of total women, LGBTQ people, people with disabilities, and veterans are larger for total appointees on Advisory Bodies. However, the percentages of women of color and people of color on Commissions and Boards slightly exceeds the percentages of women of color and people of color on Advisory Bodies.

Figure 23: Demographics of Appointees on Commission and Boards and Advisory Bodies, 2019

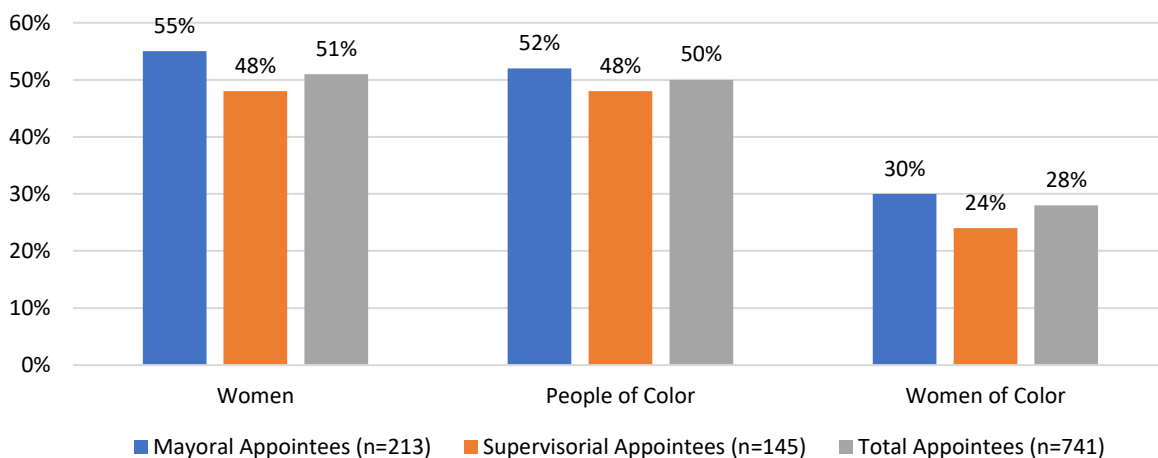


Source: SF DOSW Data Collection & Analysis.

I. Demographics of Mayoral, Supervisorial, and Total Appointees

Figure 24 compares the representation of women, women of color, and people of color for appointments made by the Mayor, Board of Supervisors, and by the total of all approving authorities combined. Mayoral appointments are more diverse, and consist of more women, women of color, and people of color compared to Supervisorial appointments. Mayoral appointments include 55% women, 30% women of color, and 52% people of color, while Supervisorial appointments are 48% women, 24% women of color, and 48% people of color. The total of all approving authorities combined average out at 51% women, 28% women of color, and 50% people of color. This disparity in diversity between Mayoral and Supervisorial appointments may be due in part to the appointment section process for each authority. The 11-member Board of Supervisors only sees applicants for specific bodies through the 3-member Rules Committee or by designees, stipulated in legislation (e.g. “renter,” “landlord,” “consumer advocate”), whereas the Mayor typically has the ability to take total appointments into account during selections, and can therefore better address gaps in diversity.

Figure 24: Demographics of Mayoral, Supervisorial, and Total Appointees, 2019



Source: SF DOSW Data Collection & Analysis.

III. Conclusion

Since the first gender analysis of Commissions and Boards in 2007, the representation of women appointees on San Francisco policy bodies has gradually increased. The *2019 Gender Analysis* finds the percentage of women appointees is 51%, which slightly exceeds the population of women in San Francisco.

When appointee demographics are analyzed by gender and race, women of color continue to be underrepresented on San Francisco policy bodies compared to the San Francisco population. Most notably underrepresented are Asian women who make up 17% of the population but only 11% of appointees, and Latinx women who make up 7% of the population but only 3% of appointees. Additionally, men of color are underrepresented relative to their San Francisco population, primarily Asian and Latinx men.

Furthermore, when analyzing the demographic composition of larger and smaller budgeted Commissions and Boards, women are underrepresented on those with the largest budgets, and overrepresented or reach parity with the population on smaller budgeted Commissions and Boards. These two trends are amplified for women of color appointees. Women comprise 41% of total appointees on the largest budgeted policy bodies, which is 8 percentage points below the population, and women of color comprise 23% of total appointees on the largest budgeted policy bodies, 9 percentage points below their San Francisco population. Comparatively, women are 52% of total appointees on the smallest budgeted policy bodies, and women of color are 32% of appointees, which is equal to the San Francisco population. However, the issue of largest and smallest budgeted policy bodies does not seem to impact the representation of people of color. People of color make up 55% of appointees on the largest budgeted policy bodies and 54% of appointees on the smallest budgeted policy bodies compared to 50% of total appointees. Nonetheless, these percentages still fall below the San Francisco population of people of color at 62%.

In addition to using budget size as a proxy for influence, this report analyzed demographic characteristics of appointees on Commissions and Boards who file disclosures of economic interest and have decision-making authority, and appointees on Advisory Bodies who do not file economic interest disclosures. Over half (54%) of appointees on Advisory Bodies are women, while 48% of appointees on Commissions and Boards are women. Although 48% is only slightly below the San Francisco population of women, women comprise a decently higher percentage of appointees on Advisory Bodies compared to Commissions and Boards.

This year's report features more data on LGBTQ identity, veteran status, and disability than previous gender analyses. The *2019 Gender Analysis* found a relatively high representation of LGBTQ individuals on San Francisco policy bodies. For the appointees that provided LGBTQ identity information, 19% identify as LGBTQ with the largest subset being gay men at 48%. It is recommended for future gender analyses to collect LGBTQ data by race and gender to provide additional intersectional analysis. The representation of appointees with disabilities is 11%, just below the 12% population. Veterans are highly represented on San Francisco policy bodies at 7% compared to the veteran population of 3%.

Additionally, this report evaluates and compares the representation of women, women of color, and people of color appointees by the Mayor, Board of Supervisors, and by the total of all approving authorities combined. Mayoral appointees include 55% women, 30% women of color, and 52% people

of color, which overall is more diverse by gender and race compared to both Supervisorial appointees and total appointees.

This report is intended to advise the Mayor, Board of Supervisors, and other appointing authorities, as they select appointments for policy bodies of the City and County of San Francisco. In spirit of the 2008 City Charter Amendment that establishes this biennial Gender Analysis report requirement and the importance of diversity on San Francisco policy bodies, efforts to address gaps in diversity and inclusion should remain at the forefront when making appointments in order to accurately reflect the population of San Francisco.

IV. Methodology and Limitations

This report focuses on City and County of San Francisco Commissions, Boards, Task Forces, Councils, and Committees that have the majority of members appointed by the Mayor and Board of Supervisors and that have jurisdiction limited to the City. The gender analysis reflects data from the policy bodies that provided information to the Department on the Status of Women through digital and paper survey.

Data was requested from 90 policy bodies and acquired from 84 different policy bodies and a total of 741 appointees. A Commissioner or Board member's gender identity, race/ethnicity, sexual orientation, disability status, and veteran status were among data elements collected on a voluntary basis. Data on lesbian, gay, bisexual, transgender, queer, or questioning (LGBTQ) identity, disability, and veteran status of appointees were incomplete or unavailable for some appointees but are included to the extent possible. As the fundamental objective of this report is to surface patterns of underrepresentation, every attempt has been made to reflect accurate and complete information in this report. Data for some policy bodies was incomplete, and all appointees who responded were included in the total demographic categories. Only policy bodies with full data on gender and race for all appointees were included in sections comparing demographics of individual bodies. It should be noted that for policy bodies with a small number of members, the change of a single individual greatly impacts the percentages of demographic categories. As such, these percentages should be interpreted with this in mind.

The surveyed policy bodies fall under two categories designated by the San Francisco Office of the City Attorney document entitled *List of City Boards, Commissions, and Advisory Bodies Created by Charter, Ordinance, or Statute*.⁸ This document separates San Francisco policy bodies into two different categories. The first category includes Commissions and Boards with decision-making authority and whose members are required to submit financial disclosures with the Ethics Commission, and the second category encompasses Advisory Bodies whose members do not submit financial disclosures with the Ethics Commission. Depending on the analysis criteria in each section of this report, the surveyed policy bodies and appointees are either examined comprehensively as a whole or examined separately in the two categories designated by the Office of the City Attorney.

Data from the U.S. Census 2013-2017 American Community Survey 5-Year Estimates provides a comparison to the San Francisco population. Figures 26 and 27 in the Appendix display these population estimates by race/ethnicity and gender.

⁸ "List of City Boards, Commissions, and Advisory Bodies Created by Charter, Ordinance, or Statute," Office of the City Attorney, <https://www.sfcityattorney.org/wp-content/uploads/2016/01/Commission-List-08252017.pdf>, (August 25, 2017).

Appendix

Figure 25: Policy Body Demographics, 2019⁹

Policy Body	Total Seats	Filled Seats	FY18-19 Budget	Women	Women of Color	People of Color
Abatement Appeals Board	7	7	\$76,500,000	14%	0%	14%
Aging and Adult Services Commission	7	7	\$334,700,000	57%	33%	57%
Airport Commission	5	5	\$1,000,000,000	40%	50%	40%
Arts Commission	15	15	\$37,000,000	67%	50%	60%
Asian Art Commission	27	27	\$30,000,000	63%	71%	59%
Assessment Appeals Board No.1	8	5	\$663,423	20%	0%	20%
Assessment Appeals Board No.2	8	8	-	50%	75%	63%
Assessment Appeals Board No.3	8	4	-	50%	50%	50%
Ballot Simplification Committee	5	4	\$0	75%	33%	25%
Bayview Hunters Point Citizens Advisory Committee	12	9	\$0	33%	100%	67%
Board of Appeals	5	5	\$1,072,300	40%	50%	40%
Board of Examiners	13	13	\$0	0%	0%	46%
Building Inspection Commission	7	7	\$76,500,000	14%	0%	14%
Child Care Planning and Advisory Council	25	19	\$26,841	84%	50%	50%
Children and Families Commission (First 5)	9	8	\$28,002,978	100%	75%	75%
Children, Youth, and Their Families Oversight and Advisory Committee	11	10	\$155,224,346	50%	80%	75%
Citizen's Committee on Community Development	9	8	\$39,696,467	75%	67%	63%
City Hall Preservation Advisory Commission	5	5	\$0	60%	33%	20%
Civil Service Commission	5	4	\$1,262,072	50%	0%	25%
Commission on Community Investment and Infrastructure	5	5	\$745,000,000	60%	100%	100%
Commission on the Aging Advisory Council	22	15	\$0	80%	33%	31%
Commission on the Environment	7	6	\$27,280,925	67%	50%	50%
Commission on the Status of Women	7	7	\$8,048,712	100%	71%	71%
Dignity Fund Oversight and Advisory Committee	11	11	\$3,000,000	82%	33%	45%
Eastern Neighborhoods Citizens Advisory Committee	19	13	\$0	38%	40%	44%
Elections Commission	7	7	\$15,238,360	57%	25%	29%
Entertainment Commission	7	7	\$1,003,898	29%	50%	57%
Ethics Commission	5	4	\$6,458,045	100%	50%	50%
Film Commission	11	11	\$0	55%	67%	50%
Fire Commission	5	5	\$400,721,970	20%	100%	40%
Golden Gate Park Concourse Authority	7	6	\$0	50%	67%	75%

⁹ Figure 25 only includes policy bodies with complete data on gender for all appointees. Some bodies had incomplete data on race/ethnicity of appointees. For these, percentages for people of color are calculated out of known race/ethnicity.

Policy Body	Total Seats	Filled Seats	FY18-19 Budget	Women	Women of Color	People of Color
Health Authority (Plan Governing Board)	19	15	\$666,000,000	33%	80%	50%
Health Commission	7	7	\$2,200,000,000	43%	50%	86%
Health Service Board	7	6	\$11,632,022	33%	0%	50%
Historic Preservation Commission	7	7	\$53,832,000	43%	33%	14%
Housing Authority Commission	7	6	\$60,894,150	50%	100%	83%
Human Rights Commission	12	10	\$4,299,600	60%	100%	70%
Human Services Commission	5	5	\$529,900,000	40%	0%	40%
Immigrant Rights Commission	15	13	\$0	54%	86%	85%
In-Home Supportive Services Public Authority	13	9	\$70,729,667	44%	50%	56%
Juvenile Probation Commission	7	6	\$48,824,199	33%	100%	100%
Library Commission	7	7	\$160,000,000	71%	40%	57%
Local Homeless Coordinating Board	9	9	\$40,000,000	56%	60%	75%
Mayor's Disability Council	11	8	\$0	75%	17%	25%
Mental Health Board	17	15	\$184,962	73%	64%	73%
MTA Board of Directors and Parking Authority Commission	7	7	\$1,200,000,000	57%	25%	43%
Office of Early Care and Education Citizens' Advisory Committee	9	9	\$0	89%	50%	56%
Oversight Board (COII)	7	6	\$745,000,000	17%	100%	67%
Pedestrian Safety Advisory Committee	17	13	\$0	46%	17%	8%
Planning Commission	7	6	\$53,832,000	50%	67%	33%
Police Commission	7	7	\$687,139,793	43%	100%	71%
Port Commission	5	5	\$192,600,000	60%	67%	60%
Public Utilities Citizen's Advisory Committee	17	13	\$0	54%	14%	31%
Public Utilities Commission	5	3	\$1,296,600,000	67%	0%	0%
Public Utilities Rate Fairness Board	7	6	\$0	33%	100%	67%
Public Utilities Revenue Bond Oversight Committee	7	5	\$0	40%	50%	40%
Recreation and Park Commission	7	7	\$230,900,000	29%	50%	43%
Reentry Council	24	23	\$0	43%	70%	70%
Rent Board Commission	10	9	\$8,543,912	44%	25%	33%
Residential Users Appeal Board	3	2	\$0	0%	0%	50%
Retirement System Board	7	7	\$95,000,000	43%	67%	29%
Sentencing Commission	13	13	\$0	31%	25%	67%
Small Business Commission	7	7	\$2,242,007	43%	67%	43%
SRO Task Force	12	12	\$0	42%	25%	55%
Sugary Drinks Distributor Tax Advisory Committee	16	15	\$0	67%	70%	80%
Sunshine Ordinance Task Force	11	11	\$0	27%	67%	36%
Sweatfree Procurement Advisory Group	11	7	\$0	43%	67%	43%
Treasure Island Development Authority	7	6	\$18,484,130	50%	N/A	N/A

Policy Body	Total Seats	Filled Seats	FY18-19 Budget	Women	Women of Color	People of Color
Treasure Island/Yerba Buena Island Citizens Advisory Board	17	13	\$0	54%	N/A	N/A
Urban Forestry Council	15	13	\$153,626	8%	0%	0%
Veterans Affairs Commission	17	11	\$0	36%	50%	55%
War Memorial Board of Trustees	11	11	\$18,185,686	55%	33%	18%
Workforce Community Advisory Committee	8	4	\$0	100%	100%	100%
Youth Commission	17	16	\$305,711	56%	78%	75%

Source: SF DOSW Data Collection & Analysis, 2019.

Figure 26: San Francisco Population Estimates by Race/Ethnicity, 2017

Race/Ethnicity	Total	
	Estimate	Percent
San Francisco County California	864,263	-
White, Not Hispanic or Latino	353,000	38%
Asian	295,347	31%
Hispanic or Latinx	131,949	14%
Some other Race	64,800	7%
Black or African American	45,654	5%
Two or More Races	43,664	5%
Native Hawaiian and Pacific Islander	3,226	0.3%
Native American and Alaska Native	3,306	0.4%

Source: 2017 American Community Survey 5-Year Estimates.

Figure 27: San Francisco Population Estimates by Race/Ethnicity and Gender, 2017

Race/Ethnicity	Total		Female		Male	
	Estimate	Percent	Estimate	Percent	Estimate	Percent
San Francisco County California	864,263	-	423,630	49%	440,633	51%
White, Not Hispanic or Latino	353,000	38%	161,381	17%	191,619	20%
Asian	295,347	31%	158,762	17%	136,585	15%
Hispanic or Latinx	131,949	14%	62,646	7%	69,303	7%
Some Other Race	64,800	7%	30,174	3%	34,626	4%
Black or African American	45,654	5%	22,311	2.4%	23,343	2.5%
Two or More Races	43,664	5%	21,110	2.2%	22,554	2.4%
Native Hawaiian and Pacific Islander	3,226	0.3%	1,576	0.2%	1,650	0.2%
Native American and Alaska Native	3,306	0.4%	1,589	0.2%	1,717	0.2%

Source: 2017 American Community Survey 5-Year Estimates.

City and County of San Francisco
Department on the Status of Women
25 Van Ness Avenue, Suite 240
San Francisco, California 94102
sfgov.org/dosw
dosw@sfgov.org
415.252.2570

From: [Marvin K. White](#)
To: [Peskin, Aaron \(BOS\)](#); [MandelmanStaff, \[BOS\]](#); [ChanStaff \(BOS\)](#)
Cc: [Young, Victor \(BOS\)](#); [Mar, Gordon \(BOS\)](#); [Dorsey, Matt \(BOS\)](#); [MelgarStaff \(BOS\)](#); [Ronen, Hillary](#); [Preston, Dean \(BOS\)](#); [Stefani, Catherine \(BOS\)](#); [Safai, Ahsha \(BOS\)](#); [Walton, Shamann \(BOS\)](#)
Subject: RE: Letter of Support for Planning Commission Nominee, Rachael Tanner
Date: Thursday, September 15, 2022 8:03:35 AM

This message is from outside the City email system. Do not open links or attachments from untrusted sources.

September 16, 2022

San Francisco Board of Supervisors
ATTN: Rules Committee

Dear Members of the Board of Supervisors,

My name is Marvin K. White. Among many roles I play, I am the Minister of Celebration at Glide Memorial Church. I am also an artist, activist, and resident of the Tenderloin.

I am writing to express my strong support for the appointment of Rachael Tanner to the San Francisco Planning Commission.

Rachael is a member of Glide Memorial Church and has been since 2017. She and her partner are faithful members of the congregation, joining with others to live into radical love and inclusion.

I know that as a Commissioner Rachael works hard to extend love, compassion, thoughtfulness, and care as she considers each project and how it will impact the city and its residents. She will continue to bring those qualities to the Commission and in service of this city.

I urge you to support her nomination to the Planning Commission.

If you need any further information, please send me an email.

Thank you for your time and consideration.

Always,

Marvin K. White
Minister of Celebration
Glide Memorial Church
330 Ellis Street, San Francisco, CA 94102
mwhite@glide.org - 415 674 6092



GLIDE Church is a spiritual center of healing, faith, justice and community for everyone.

This email and any files transmitted with it are confidential and intended solely for the use of the individual or entity to which they are addressed. If you have received this email in error please notify the sender. Please note that any views or opinions presented in this email are solely those of the author and do not necessarily represent those of Glide. Finally, the recipient should check this email and any attachments for the presence of viruses. GLIDE accepts no liability for any damage caused by any virus transmitted by this email.

From: [Mariko Davidson](#)
To: [Peskin, Aaron \(BOS\)](#); [ChanStaff \(BOS\)](#); [MandelmanStaff, \[BOS\]](#)
Cc: [Stefani, Catherine \(BOS\)](#); [Preston, Dean \(BOS\)](#); [Dorsey, Matt \(BOS\)](#); [MelgarStaff \(BOS\)](#); [Safai, Ahsha \(BOS\)](#); [Walton, Shamann \(BOS\)](#); [Young, Victor \(BOS\)](#); [Mar, Gordon \(BOS\)](#); [Ronen, Hillary](#)
Subject: Letter of Support for Planning Commission Nominee, Rachael Tanner
Date: Saturday, September 17, 2022 10:07:05 PM

This message is from outside the City email system. Do not open links or attachments from untrusted sources.

September 19, 2022

San Francisco Board of Supervisors
ATTN: Rules Committee

RE: Letter of Support for Planning Commission Nominee, Rachael Tanner

Dear Members of the Board of Supervisors,

My name is Mariko Davidson. My husband, two young sons, and I are proud District 11 residents. We have been proud to call San Francisco home since 2016. **I am writing to support Rachael Tanner's nomination to the San Francisco Planning Commission.**

In my professional role at Ford Mobility, LLC. I build new mobility partnerships with cities. Formally trained as an urban planner, I build policy initiatives with positive social impact. For the past 13 plus years, I've held leadership roles in technology companies, non-profits, government (municipal, state), and international diplomacy, to build unique and impactful programs with cities.

Rachael and I first became acquainted through our graduate studies program. We both matriculated through the Master's in City Planning Program offered by the Massachusetts Institute of Technology. During that time, Rachael played a leading role in the Students of Color Committee. She also ran for and was elected to the student government of the department. In these two roles she helped give students a voice in the process of selecting new faculty and helped build community among the student body.

In her nearly 2 years on the Planning Commission, Rachael has continued to be a leader. She listens closely to all stakeholders and seeks to identify common ground, room for compromises, and ways to improve both projects and policies.

Furthermore, in her everyday life Rachael is a city-girl--like me! She understands what it's like hustling to BART on streets that weren't designed for bikes and sidewalks that aren't always hospitable to pedestrians. She understands how hard families like mine work to carve out a place to call home in this city. And she takes to heart a responsibility to ensure San Francisco continues to be a city on a hill, shining bright as

an example throughout the world.

I urge you to support Rachael's nomination to the Planning Commission.

Sincerely,



Mariko Davidson

[336 Louisburg St](#)

[San Francisco CA 94112](#)

--

Mariko Davidson / (415) 854-2249

From: [Renesha Westerfield](#)
To: [Peskin, Aaron \(BOS\)](#); [MandelmanStaff, \[BOS\]](#); [ChanStaff \(BOS\)](#)
Cc: [Young, Victor \(BOS\)](#); [Mar, Gordon \(BOS\)](#); [Dorsey, Matt \(BOS\)](#); [MelgarStaff \(BOS\)](#); [Ronen, Hillary](#); [Preston, Dean \(BOS\)](#); [Stefani, Catherine \(BOS\)](#); [Safai, Ahsha \(BOS\)](#); [Walton, Shamann \(BOS\)](#); rachael.tanner.work@gmail.com
Subject: ATTN: Rules Committee
Date: Sunday, September 18, 2022 8:01:01 PM

This message is from outside the City email system. Do not open links or attachments from untrusted sources.

September 19, 2022

San Francisco Board of Supervisors

ATTN: Rules Committee

RE: Letter of Support for Planning Commission Nominee, Rachael Tanner

Dear Members of the Board of Supervisors,

My name is Renesha Westerfield. I am a human resources professional and I live in District 4. **I am writing to support the nomination of Rachael Tanner to the San Francisco Planning Commission.**

I have had the opportunity to observe Rachael's character. **The traits she exhibits are exactly the traits San Francisco needs. Rachael is empathetic, a great listener, organized, thorough, and committed to equity.**

I came to know Rachael when she prepared me to officiate the wedding of two friends. Rachael worked to ensure I had all the know-how to officiate what would be my first wedding. She cheered me on and focused on the positive. Rachael also helped the couple think through the momentous nature of the ceremony as well as the small details that would make their ceremony extraordinary. Focused more on substance than on appearance, Rachael encouraged us to dig deep and work from a place of love and vulnerability.

A short time later, I decided to join Rachael by officiating more weddings as part of Officially Hitched; the collective she started. Rachael saw an unmet need: couples seeking officiants with contemporary sensibilities, of diverse backgrounds, and who were open-minded. As her success grew, more couples approached her than she could possibly serve. Rather than turn away these couples, Rachael decided to invite more officiants into the work. Together, we have created a diverse collective that serves couples throughout the Bay Area.

I feel this aspect of Rachael's life demonstrates her ability to pay attention to details while keeping her eye on the big picture. It shows that Rachael is committed to diversity and inclusiveness; she has worked with couples from all walks of life and helped ensure our collective is inclusive and diverse. Furthermore, Rachael listens carefully to the couples she serves. Rachael creates space for the couples and our team to speak openly and honestly.

Our city continues to go through challenges and in some areas we are in crisis. San

Francisco needs leaders who can listen, who can empathize, and who can create an atmosphere in which we can work together for a better future.

As a Black woman and mother, I have been so proud to have Rachael on the Planning Commission. She is an important representation of the Black community. While this is important, it's as important that she is prepared with the skills needed to efficiently, thoughtfully, and knowledgeable discharge the duties entrusted to her.

I urge you to support Rachael's nomination to the Planning Commission.

Sincerely,

Renesha Westerfield
(909) 568-1043



The OMI
Cultural Participation
Project

OMI CULTURAL PARTICIPATION PROJECT

209 OCEAN AVENUE · SAN FRANCISCO, CA 94112 · (415) 729-3658

September 18th, 2022

San Francisco Board of Supervisors
Attn: Rules Committee
1 Dr. Carlton B. Goodlett Place, Room 244
San Francisco, CA 94102

Re: Letter of Support for Planning Commission Nominee, Rachael Tanner

My name is Maurice Rivers, and I'm the executive director of the OMI Cultural Participation Project. I'm a District 11 lifelong resident, and active in the San Francisco Black community.

I'm writing to express my strong support for the appointment of Rachael Tanner to the San Francisco Planning Commission.

I work hard every day building community. Every day, I am reminded of our small but resilient Black community in San Francisco. Over the past decades, San Francisco's Black population has dwindled. Now we are just 5% of the population, and yet our contributions to this city's past and it's present outshine our population.

Over and over again, San Francisco has committed and recommitted itself to serving our community. Part of that commitment lies in ensuring that our community has a seat at the decision-making table. Having a commissioner connected to our community is critical. Having a planning commissioner who can pursue equity, equality, and social justice not just because it's a trend but because it affects her life is imperative.

As the Rules Committee and Board of Supervisors continue to advocate for progress in our city, I ask that you ensure the Black community remains part of that progress. Ensure that our community has a seat at the table.

Over the past nearly 2 years on the Commission, Rachael has demonstrated that she has the qualifications, training, skills, and aptitude to serve the residents of San Francisco. Please allow her to continue her service.

I urge you to support her nomination to the Planning Commission. Thank you for your time and consideration.

With best regards,

From: [Anietie Ekanem](#)
To: [Peskin, Aaron \(BOS\)](#); [MandelmanStaff, \[BOS\]](#); [ChanStaff \(BOS\)](#)
CC: [Young, Victor \(BOS\)](#); [Mar, Gordon \(BOS\)](#); [Dorsey, Matt \(BOS\)](#); [MelgarStaff \(BOS\)](#); [Ronen, Hillary](#); [Preston, Dean \(BOS\)](#); [Stefani, Catherine \(BOS\)](#); [Safai, Ahsha \(BOS\)](#); [Walton, Shamann \(BOS\)](#); rachael.tanner.work@gmail.com
Subject: Letter of Support for Planning Commission Nominee, Rachael Tanner
Date: Monday, September 19, 2022 5:04:23 AM

This message is from outside the City email system. Do not open links or attachments from untrusted sources.

September 19, 2022

San Francisco Board of Supervisors
ATTN: Rules Committee

To: Aaron.Peskin@sfgov.org; mandelmanstaff@sfgov.org; ChanStaff@sfgov.org

CC: Victor.Young@sfgov.org; Gordon.Mar@sfgov.org; Matt.Dorsey@sfgov.org;
MelgarStaff@sfgov.org; Hillary.Ronen@sfgov.org; Dean.Preston@sfgov.org;
Catherine.Stefani@sfgov.org; Ahsha.Safai@sfgov.org; Shamann.Walton@sfgov.org;
rachael.tanner.work@gmail.com

RE: Letter of Support for Planning Commission Nominee, Rachael Tanner

Dear Members of the Board of Supervisors,

My name is Anietie Ekanem. I am a District 10 Resident, business owner, and have served my community by being part of numerous community groups and San Francisco committees. I was the D10 representative and the chair of the SFPUC CAC. I currently am a member of the SF African-American Reparations Advisory Committee and chair the Economic Empowerment sub committee.

I am writing to express my strong support for the appointment of Rachael Tanner to the San Francisco Planning Commission.

I initially met Rachael when we were neighbors here in the Bayview. She and her partner invited neighbors into their home to build a sense of community and connection. Since that time, I have had the opportunity to invite Rachael to visit the Reparations Subcommittee that I chair. She, along with staff from the Planning Department, shared the progress of the Housing Element to that date and sought feedback from the committee regarding the most important policies to pursue. The conversation was sincere, direct, and I can imagine not always comfortable for the commissioner and planning staff. Rachael does more than give lip service to pursuing equity: she rolls up her sleeves and does the work of listening to the

community and translating the vision and needs into policy.

As a Commissioner, Rachael has shown herself to be a thoughtful and engaged Commissioner. She works hard to listen to all the voices that come before the Commission. She combines compassion, understanding of the regulatory framework, a head for good policy, and a love of the city to make comments, motions, and decisions that are in the best interest of San Francisco.

I urge you to support her nomination to return to the Planning Commission.

*In solidarity,
Anietie Ekanem*



September 19, 2022

San Francisco Board of Supervisors
ATTN: Rules Committee

To: Aaron.Peskin@sfgov.org; mandelmanstaff@sfgov.org; ChanStaff@sfgov.org

CC: Victor.Young@sfgov.org; Gordon.Mar@sfgov.org; Matt.Dorsey@sfgov.org;
MelgarStaff@sfgov.org; Hillary.Ronen@sfgov.org; Dean.Preston@sfgov.org;
Catherine.Stefani@sfgov.org; Ahsha.Safai@sfgov.org;
Shamann.Walton@sfgov.org; rachael.tanner.work@gmail.com

Dear Members of the Board of Supervisors,

My name is Randal Seriguchi, Jr. I am the Executive Director of Urban Ed Academy. **I am writing in strong support of Rachael Tanner's nomination to the Planning Commission.**

Through my work at Urban Ed, I am tackling education as the civil rights issues of our time. I look at education through a holistic lens that sees the interconnection of the quality of our education, transportation, and food systems. In this context, our neighborhoods directly impact the success of our students and their ability to compete in a 21st century global economy.

It is imperative that Planning Commissioners consider the holistic impacts of their decisions on students, children, and their families. I am confident that Ms. Tanner will bring that perspective to the Planning Commission. She will use her position to hold the department accountable to meeting their stated goal to center racial and social equity in planning processes.

I've known Rachael since the early 2000s. Together, she and I worked to defeat a ballot proposition that aimed to make affirmative action illegal in the state of Michigan; we were both undergraduate students at that time. The experience we shared profoundly impacted our lives. Setting me on a trajectory to continue fighting for civil rights. **I am proud to know Rachael and enthusiastically support her nomination.**



Rachael is eminently qualified to serve on the San Francisco Planning Commission. She brings her deep professional planning knowledge built through formal education and by serving local governments throughout California--in the cities of Long Beach, San Francisco, and Palo Alto.

Her expertise extends beyond understanding the tools of planning, she is a practitioner. She is a skilled listener, who has spent countless hours engaging the community. From working as a community organizer to serving the public as a city employee, she is out in the community listening, learning, and making herself available.

Lastly, the Black community needs a seat at the table. Representation matters. Urban Ed Academy has an express goal to have one Black male teacher in every elementary school in the city. We work to properly invest in a set of teacher supports necessary to make this a reality. It's important that the Rules Committee and Board of Supervisors ensure our Planning Commission represents the diversity of our city. There are no Black San Franciscans on the Planning Commission--and few Black planners employed by the Department. **How can a department with limited representation claim to center racial and social equity, and especially the Black community, without a member of the Black community at the table?**

I urge you to support Rachael's nomination to the Planning Commission.

Sincerely,
Randy Seriguchi, Jr., Esq.

Executive Director | Urban Ed Academy
(p): 415.330.1015 | (c): 732.500.3504

From: [Devanshu Patel](#)
To: [Peskin, Aaron \(BOS\)](#); [MandelmanStaff, \[BOS\]](#); [ChanStaff \(BOS\)](#)
Cc: [Young, Victor \(BOS\)](#); [Mar, Gordon \(BOS\)](#); [Dorsey, Matt \(BOS\)](#); [MelgarStaff \(BOS\)](#); [Ronen, Hillary](#); [Preston, Dean \(BOS\)](#); [Stefani, Catherine \(BOS\)](#); [Safai, Ahsha \(BOS\)](#); [Walton, Shamann \(BOS\)](#); Rachael.Tanner.Work@gmail.com
Subject: Letter of Support for Planning Commission Nominee Rachael Tanner
Date: Thursday, September 15, 2022 5:49:41 PM

This message is from outside the City email system. Do not open links or attachments from untrusted sources.

Dear Members of the Board of Supervisors,

My name is Devanshu Patel. My family and I live in District 10. I am also the chair of the Bayview CAC.

I am writing to support Rachael Tanner's nomination to the San Francisco Planning Commission.

I first met Rachael when the Planning Department and the SFCTA considered the location of a new Caltrain station in the Bayview. As a Caltrain rider and Bayview resident, the location of this station is incredibly important to me. Sadly, the outreach to our CAC from the Planning Department came very late in the process. As president of the Commission, Rachael responded by meeting with myself and other CAC members, hearing the concerns, and working to host another community outreach meeting.

She spent further time attending the meeting, hosting other meetings with community members, and taking a walking tour of the potential rail stops with other members of the community. Rachael is a hands-on commissioner who is actively engaged--not passively sitting behind the dais and is seeking the best solutions for the greater community. She is the kind of thoughtful partner our city's neighborhoods need.

I urge you to support Rachael's nomination to the Planning Commission.

Sincerely,

Devanshu Patel
Chair Bayview CAC and District 10 resident

From: [Michael Kaplan](#)
To: [MandelmanStaff](#), [JBOS](#); [ChanStaff](#) (BOS); [Peskin, Aaron](#) (BOS)
Cc: [Young, Victor](#) (BOS); [Mar, Gordon](#) (BOS); [Dorsey, Matt](#) (BOS); [MelgarStaff](#) (BOS); [Ronen, Hillary](#); [Preston, Dean](#) (BOS); [Stefani, Catherine](#) (BOS); [Safai, Ahsha](#) (BOS); [Walton, Shamann](#) (BOS); [Karen Tang](#)
Subject: Letter of Support for Planning Commission Nominee, Rachael Tanner
Date: Wednesday, September 14, 2022 10:24:53 PM

This message is from outside the City email system. Do not open links or attachments from untrusted sources.

Dear Members of the Board of Supervisors,

This letter comes from Michael Kaplan and Karen Tang, we are residents and parents in District 2.

We are writing to express our strong support for the reappointment of Rachael Tanner to the San Francisco Planning Commission.

We've known Rachael for over a decade. She's passionate, hardworking, and really believes in good government! We often talk about policies being debated by the city, curious to know how our city and its leaders will chart a way forward. Further, I (Mike) work in affordable housing development and know the uphill battle our city and state face when it comes to building more affordable housing. I also know that having a commission that supports efforts to efficiently entitle affordable housing is incredibly important to getting housing built faster and more cost effectively.

As a commissioner, Rachael has demonstrated her commitment to building more affordable housing to serve San Franciscans. I know she'll continue to seek new ways to advance more homes that San Franciscans can afford. As residents with fine-paying jobs, the fact that it is nearly impossible for us to purchase a home in this city speaks to the fact that we fall drastically short of building enough housing to satisfy the needs and budgets of most of our residents.

We urge you to support her nomination to the Planning Commission, thank you for your time and consideration.

Sincerely,

Michael Kaplan and Karen Tang

From: [Erica Simmons](#)
To: [Peskin, Aaron \(BOS\)](#); [MandelmanStaff, \[BOS\]](#); [ChanStaff \(BOS\)](#)
CC: [Young, Victor \(BOS\)](#); [Mar, Gordon \(BOS\)](#); [Dorsey, Matt \(BOS\)](#); [MelgarStaff \(BOS\)](#); [Ronen, Hillary](#); [Preston, Dean \(BOS\)](#); [Stefani, Catherine \(BOS\)](#); [Safai, Ahsha \(BOS\)](#); [Walton, Shamann \(BOS\)](#)
Subject: Letter of support for the appointment of Rachael Tanner to the San Francisco Planning Commission
Date: Friday, September 16, 2022 7:16:19 PM

This message is from outside the City email system. Do not open links or attachments from untrusted sources.

September 19, 2022

San Francisco Board of Supervisors
ATTN: Rules Committee

To: Aaron.Peskin@sfgov.org; mandelmanstaff@sfgov.org; ChanStaff@sfgov.org

CC: Victor.Young@sfgov.org; Gordon.Mar@sfgov.org; Matt.Dorsey@sfgov.org;
MelgarStaff@sfgov.org; Hillary.Ronen@sfgov.org; Dean.Preston@sfgov.org;
Catherine.Stefani@sfgov.org; Ahsha.Safai@sfgov.org; Shamann.Walton@sfgov.org;

Dear Members of the Board of Supervisors,

My name is Erica Simmons. My husband and I live in Bernal Heights, in District 9.

I am writing to express my strong support for the appointment of Rachael Tanner to the San Francisco Planning Commission.

I met Rachael through graduate school, where we both studied City Planning. This summer, Rachael was scheduled to officiate our wedding, but alas! COVID struck and she was unable to perform. But that didn't stop her from helping. She jumped on Zoom and trained two back up officiants--my close friends--and worked to make sure they were ready to step in. Which they did, with flying colors.

While that story may seem unrelated to planning specifically, it speaks to Rachael's character. She doesn't just take on a project casually, she really commits to seeing it through--even if there is a hiccup or an unexpected turn. That certainly happens in public service and in land use planning; things suddenly going a different direction.

I know that Rachael has the planning skills to do the job, but more importantly she is the kind of person who does a job well.

I also know that Rachael is an urbanite. She takes transit. She bikes. She lives in multifamily housing. She really is part of the city's urban core--because she likes it. She can help our city as we build more homes, ensuring that we don't lose what makes San Francisco great and that we continue to have livable neighborhoods as we grow.

I urge you to support her nomination to the Planning Commission.

Thank you for your time and consideration.

Sincerely,

Erica Simmons
San Francisco District 9 Resident
(650) 387-4239