

BOARD of SUPERVISORS



City Hall
1 Dr. Carlton B. Goodlett Place, Room 244
San Francisco 94102-4689
Tel. No. (415) 554-5184
Fax No. (415) 554-5163
TDD/TTY No. (415) 554-5227

MEMORANDUM

TO: Dr. Christopher Liverman, Chief Medical Examiner
Dr. Grant Colfax, Director, Department of Public Health
Shireen McSpadden, Executive Director, Department of Homelessness and Supportive Housing
William Scott, Police Chief
Brooke Jenkins, District Attorney

FROM: John Carroll, Assistant Clerk, Public Safety and Neighborhood Services Committee,
Board of Supervisors

DATE: February 14, 2023

SUBJECT: LEGISLATION INTRODUCED

The Board of Supervisors' Public Safety and Neighborhood Services Committee has received the following hearing request, introduced by Supervisor Safai on February 7, 2023:


File No. 230149

Hearing on the Office of the Chief Medical Examiner's report on Accidental Overdose Deaths, issued on January 18, 2023, and departmental responses to accidental overdose deaths; and requesting the Office of Chief Medical Examiner, Department of Public Health, Department of Homelessness and Supportive Housing, Police Department, and Office of the District Attorney to report.

If you have any comments or reports to be included with the file, please forward them to me at the Board of Supervisors, City Hall, Room 244, 1 Dr. Carlton B. Goodlett Place, San Francisco, CA 94102.

C:
Offices of Chair Stefani and Supervisor Safai
Dr. Ellen Moffat, Office of the Chief Medical Examiner
David Serrano Sewell, Office of the Chief Medical Examiner
Luke Rodda, Office of the Chief Medical Examiner
Greg Wagner, Department of Public Health
Dr. Naveena Bobba, Department of Public Health
Sneha Patil, Department of Public Health
Ana Validzic, Department of Public Health
Dylan Schneider, Department of Homelessness and Supportive Housing
Emily Cohen, Department of Homelessness and Supportive Housing
Bridget Badasow, Department of Homelessness and Supportive Housing
Lisa Ortiz, Police Department
Lili Gamero, Police Department
Rima Malouf, Police Department
Diana Oliva-Aroche, Police Department
Ana Gonzalez, Office of the District Attorney
Eugene Clendinen, Office of the District Attorney
Tara Anderson, Office of the District Attorney

City & County of San Francisco
London N. Breed, Mayor



Office of the City Administrator
Carmen Chu, City Administrator
Christopher Liverman, Chief Medical Examiner
Office of the Chief Medical Examiner

January 18, 2023

Subject: Report on Accidental Overdose Deaths

The enclosed report provides preliminary data of accidental overdose deaths in the City and County of San Francisco from January 1, 2022, to December 31, 2022. The preliminary number of accidental overdose deaths in December 2022 is 60. The preliminary number of accidental overdose deaths in 2022 is 620. In 2021 and 2020, there were 640 and 725 accidental overdose deaths, respectively.

The reports are published by the Office of the Chief Medical Examiner (OCME), Forensic Laboratory Division, to comply with local and state reporting guidelines and further OCME's mission to provide neutral data to inform policymakers. Please note, these results are preliminary as of testing to January 9, 2023, and are subject to change as the OCME finalizes the manner and cause of each death. These reports are not intended to replace other death statistics within the City that rely on finalized death certificates.

Pertinent for accurate use of these reports is understanding the source of the data and its subsequent summarization process. Decedent demographic and case information were obtained from the OCME case management system. Additionally, specific details from investigator narratives, forensic toxicology results, and where available, preliminary autopsy findings, were utilized. Collected demographic information included race, gender, age, fixed address status, and locations of residence and death.

Due to their significance in accidental overdose deaths, the reported drugs for open cases were specific to fentanyl, heroin, medicinal opioids, methamphetamine and cocaine. Their detection in blood was captured to best determine relevance in each case. Medicinal opioid-positive cases required the presence of codeine, hydrocodone, oxycodone, morphine, hydromorphone, oxymorphone, buprenorphine, tramadol, and/or methadone. Heroin-likely determination was more closely evaluated, requiring the presence of specific heroin markers in blood or urine, expected morphine to codeine ratios, and/or case details consistent with heroin use. Closed casework included any drug-involved accidental overdose where the death has been certified.

Sincerely,

A handwritten signature in blue ink, appearing to read "Luke N. Rodda".

Luke N. Rodda, Ph.D. MRACI CChem
Chief Forensic Toxicologist and Director, Forensic Laboratory Division

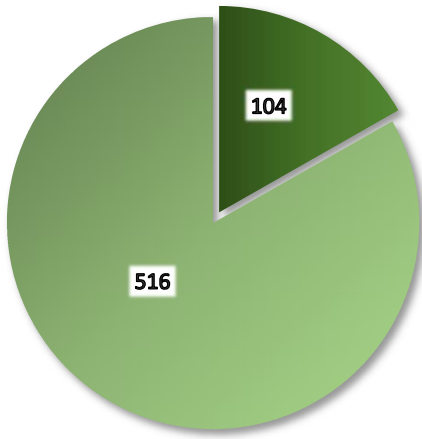
cc: Office of the City Administrator
enclosures: Preliminary Accidental Drug Overdose Data Reports for January 2022 through December 2022

**Preliminary Accidental Drug Overdose Data Reports for
January 2022 through December 2022**



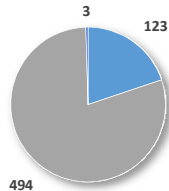
Preliminary Accidental Drug Overdose Data Report
as of testing to January 9, 2023

JAN-DEC 2022



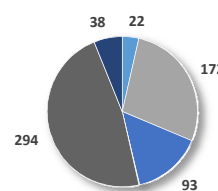
16.77% ■ Acc. Overdoses Open
83.23% ■ Acc. Overdoses Closed

Gender



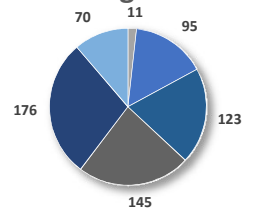
19.8% ■ Female
79.7% ■ Male
0.5% ■ Non-Binary

Race



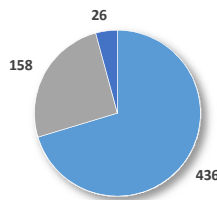
4% ■ Asian
28% ■ Black
15% ■ Latinx
0% ■ Native American
47% ■ White
6% ■ Other/Unknown

Age



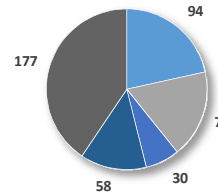
0% ■ <15
15% ■ 15-24
23% ■ 25-34
11% ■ 35-44
2% ■ 45-54
20% ■ 55-64
28% ■ >=65

Fixed Address



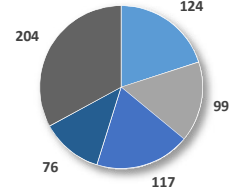
70% ■ Yes (see residence)
25% ■ No
4% ■ Unknown

Residence



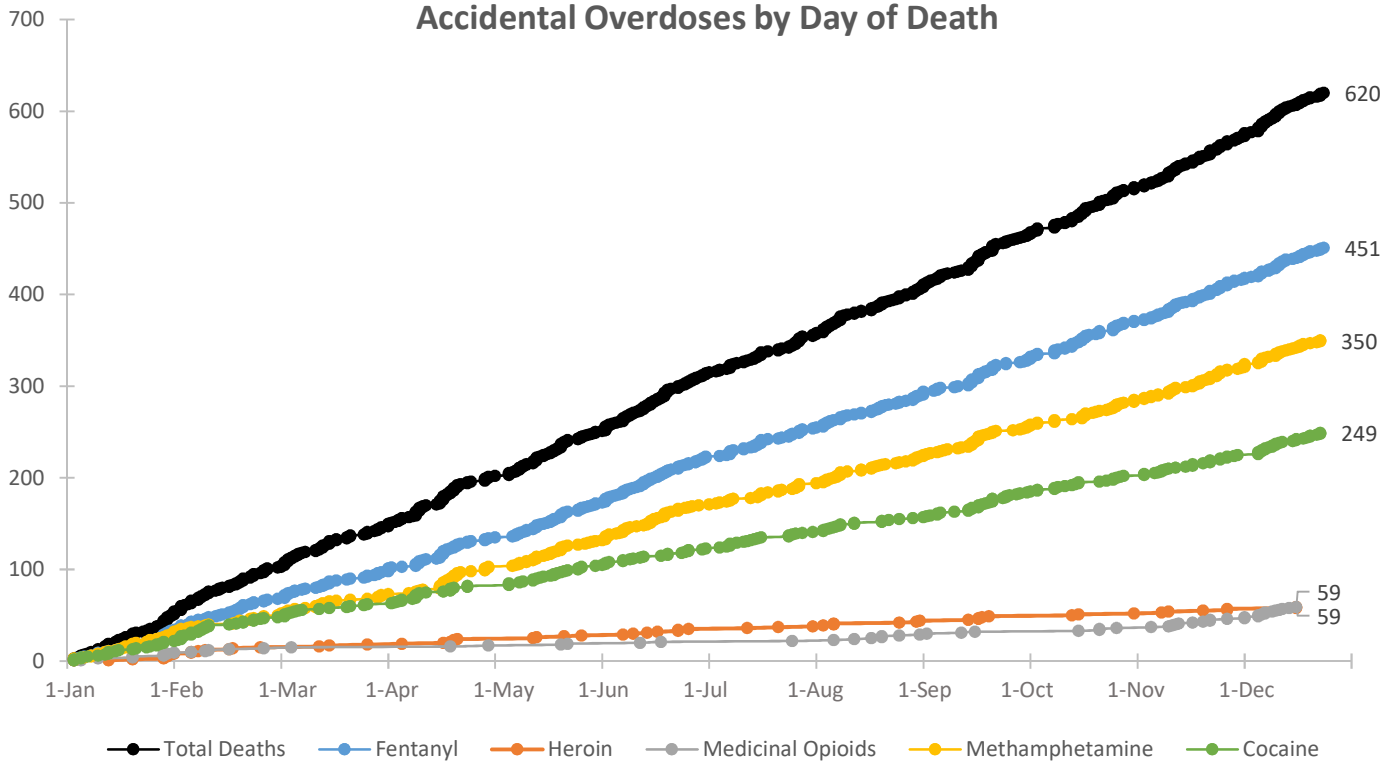
22% ■ Tenderloin (94102)
18% ■ SOMA (94103)
7% ■ Inner Mission (94110)
13% ■ Polk/Russian Hill (94109)
41% ■ Others

Location of Death



20% ■ Tenderloin (94102)
16% ■ SOMA (94103)
19% ■ Polk/Russian Hill (94109)
12% ■ Inner Mission (94110)
33% ■ Others

Accidental Overdoses by Day of Death



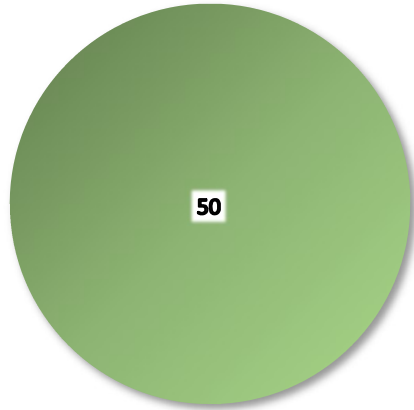
"Acc. Overdoses Open" cases do not have a final cause and manner of death classification; "Acc. Overdoses Closed" cases have a final cause and manner of death classification.
 "No fixed address" denotes community members who may be experiencing homelessness.
 "Residence" denotes address where decedent lived; "Location of Death" denotes the location where death was declared. For "Residence" and "Location of Death", the 4 most affected neighborhoods are represented, the "Others" category refers to all other zip codes within the City and County of San Francisco and any of out county residences.
 "Gender" refers to gender at time of death.
 "Total Deaths" denotes Accidental Overdoses where one or more drugs contribute to the cause of death; however, every point for each drug series is inclusive, but not necessarily exclusive, of that drug. "Total deaths" represents all accidental overdoses including ones for drugs not specified above.

PLEASE NOTE THIS DATA IS PRELIMINARY INFORMATION AND SUSCEPTIBLE TO CHANGE



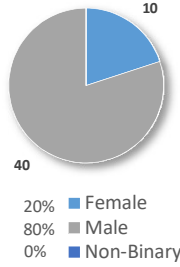
Preliminary Accidental Drug Overdose Data Report
as of testing to January 9, 2023

JANUARY 2022

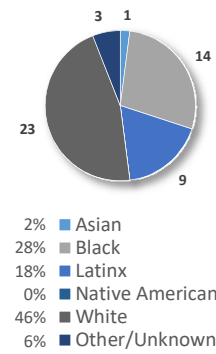


0.00% ■ Acc. Overdoses Open
100.00% ■ Acc. Overdoses Closed

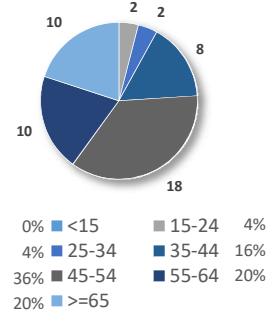
Gender



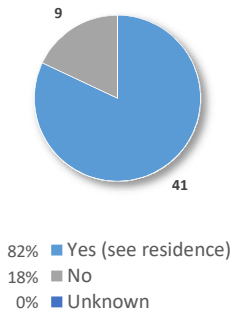
Race



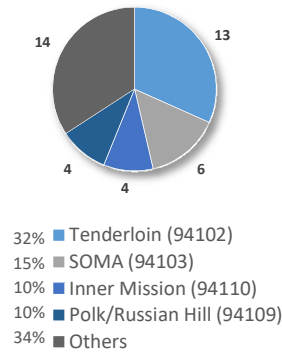
Age



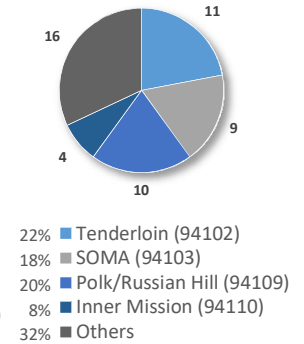
Fixed Address



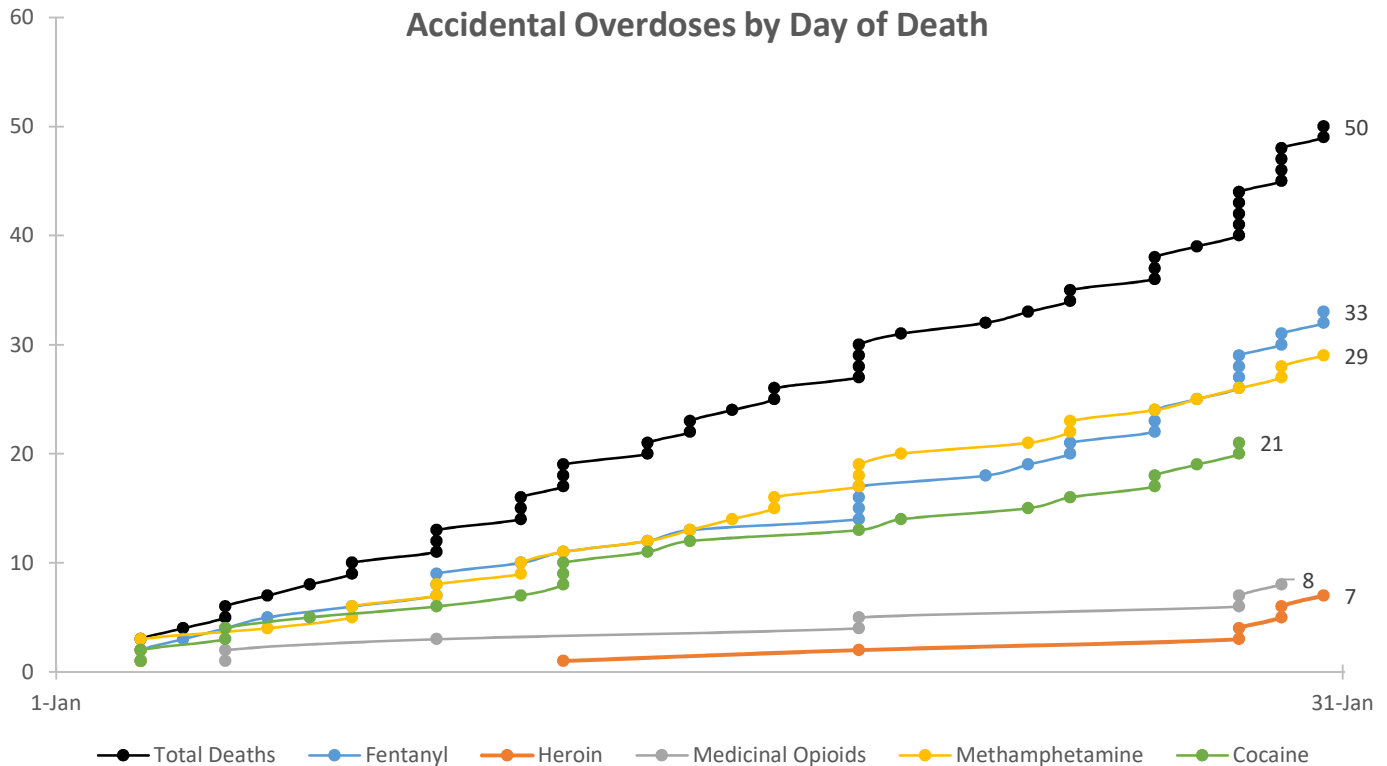
Residence



Location of Death



Accidental Overdoses by Day of Death




"Acc. Overdoses Open" cases do not have a final cause and manner of death classification; "Acc. Overdoses Closed" cases have a final cause and manner of death classification.
 "No fixed address" denotes community members who may be experiencing homelessness.
 "Residence" denotes address where decedent lived; "Location of Death" denotes the location where death was declared. For "Residence" and "Location of Death", the 4 most affected neighborhoods are represented, the "Others" category refers to all other zip codes within the City and County of San Francisco and any of out county residences.
 "Gender" refers to gender at time of death.
 "Total Deaths" denotes Accidental Overdoses where one or more drugs contribute to the cause of death; however, every point for each drug series is inclusive, but not necessarily exclusive, of that drug. "Total deaths" represents all accidental overdoses including ones for drugs not specified above.

PLEASE NOTE THIS DATA IS PRELIMINARY INFORMATION AND SUSCEPTIBLE TO CHANGE



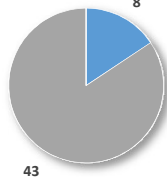
Preliminary Accidental Drug Overdose Data Report
as of testing to January 9, 2023

FEBRUARY 2022



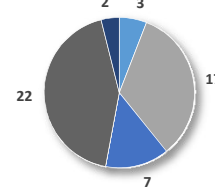
0.00% Acc. Overdoses Open
100.00% Acc. Overdoses Closed

Gender



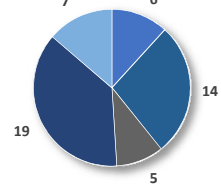
16% Female
84% Male
0% Non-Binary

Race



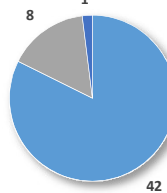
6% Asian
33% Black
14% Latinx
0% Native American
43% White
4% Other/Unknown

Age



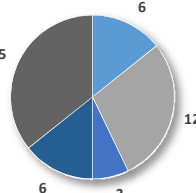
0% <15
12% 15-24
10% 45-54
14% >=65
37% 55-64
27% 35-44

Fixed Address



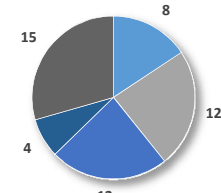
82% Yes (see residence)
16% No
2% Unknown

Residence



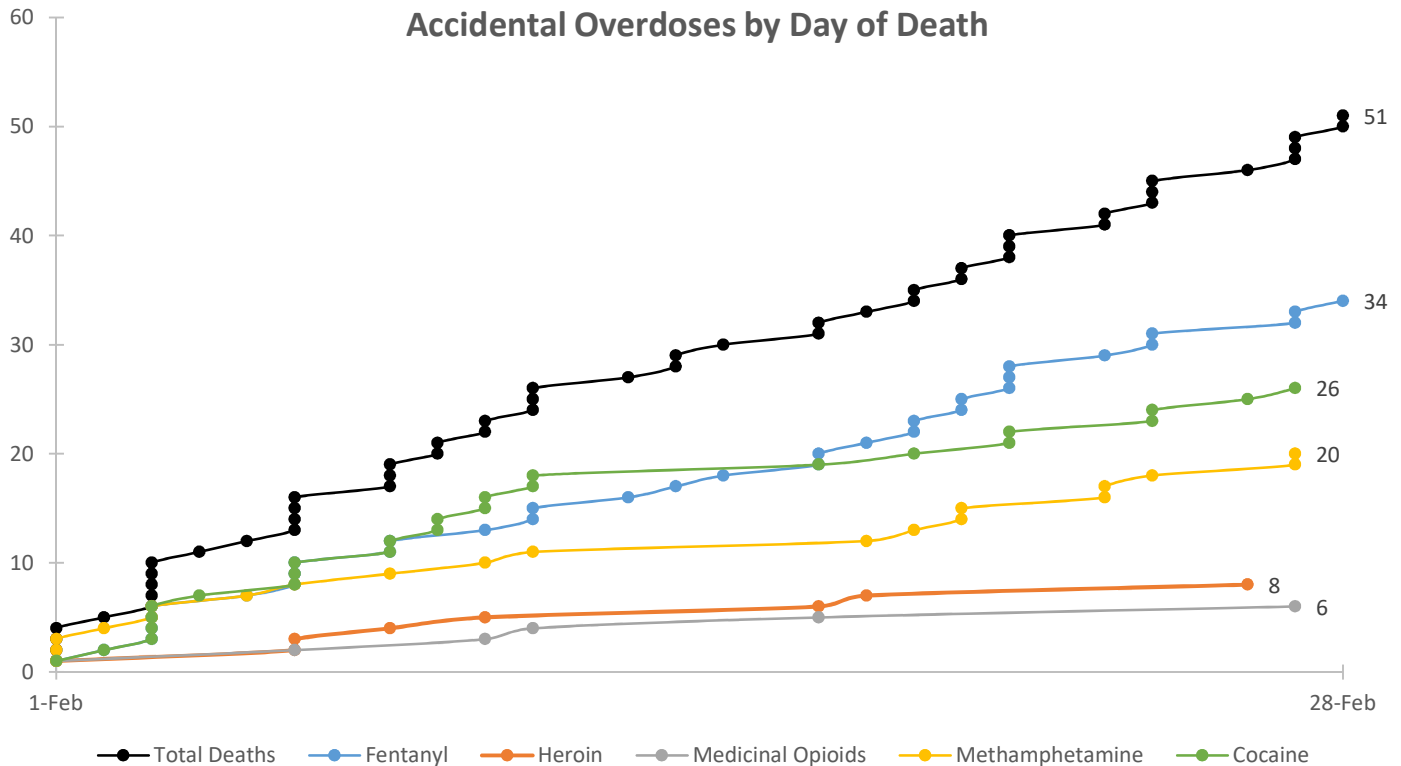
14% Tenderloin (94102)
29% SOMA (94103)
7% Potrero Hill (94107)
14% Polk/Russian Hill (94109)
36% Others

Location of Death



16% Tenderloin (94102)
24% SOMA (94103)
24% Polk/Russian Hill (94109)
8% Potrero Hill (94107)
29% Others

Accidental Overdoses by Day of Death



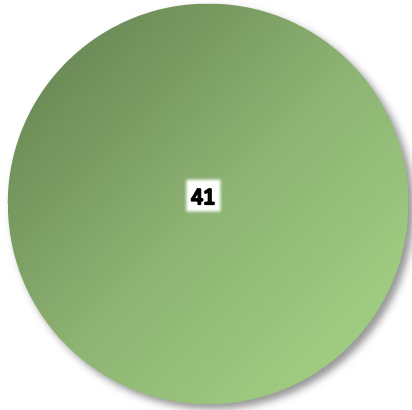
"Acc. Overdoses Open" cases do not have a final cause and manner of death classification; "Acc. Overdoses Closed" cases have a final cause and manner of death classification.
 "No fixed address" denotes community members who may be experiencing homelessness.
 "Residence" denotes address where decedent lived; "Location of Death" denotes the location where death was declared. For "Residence" and "Location of Death", the 4 most affected neighborhoods are represented, the "Others" category refers to all other zip codes within the City and County of San Francisco and any of out county residences.
 "Gender" refers to gender at time of death.
 "Total Deaths" denotes Accidental Overdoses where one or more drugs contribute to the cause of death; however, every point for each drug series is inclusive, but not necessarily exclusive, of that drug. "Total deaths" represents all accidental overdoses including ones for drugs not specified above.

PLEASE NOTE THIS DATA IS PRELIMINARY INFORMATION AND SUSCEPTIBLE TO CHANGE



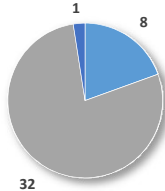
Preliminary Accidental Drug Overdose Data Report
as of testing to January 9, 2023

MARCH 2022



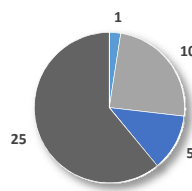
0.00% ■ Acc. Overdoses Open
100.00% ■ Acc. Overdoses Closed

Gender



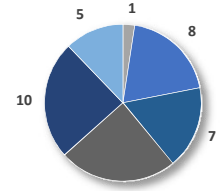
20% ■ Female
78% ■ Male
2% ■ Non-Binary

Race



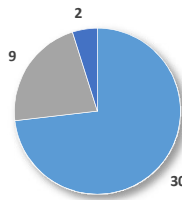
2% ■ Asian
24% ■ Black
12% ■ Latinx
0% ■ Native American
61% ■ White
0% ■ Other/Unknown

Age



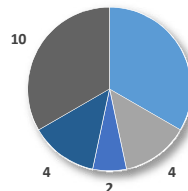
0% ■ <15
20% ■ 25-34
24% ■ 45-54
12% ■ >=65
15-24 2%
35-44 17%
55-64 24%

Fixed Address



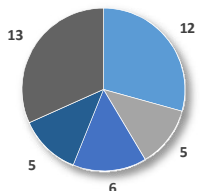
73% ■ Yes (see residence)
22% ■ No
5% ■ Unknown

Residence



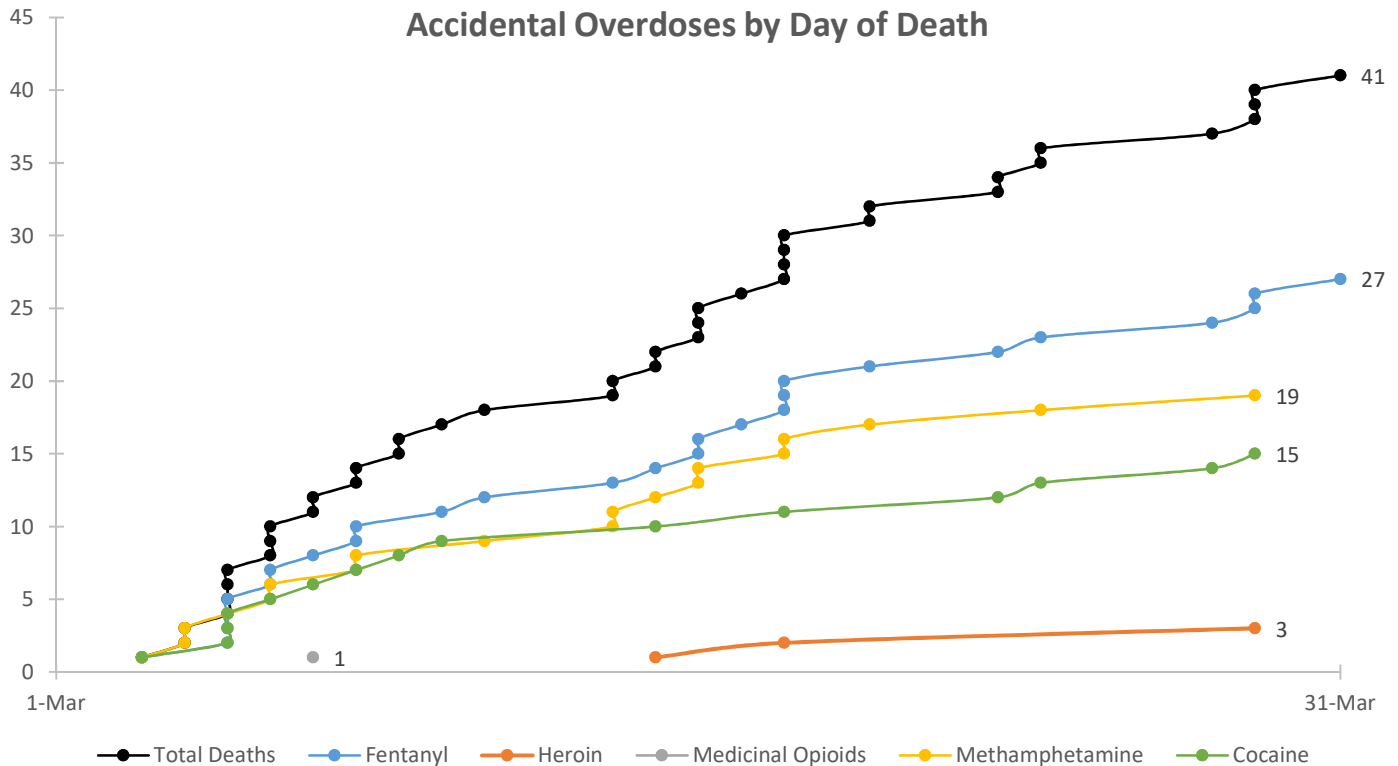
33% ■ Tenderloin (94102)
13% ■ SOMA (94103)
7% ■ Haight-Ashbury (94117)
13% ■ Polk/Russian Hill (94109)
33% ■ Others

Location of Death



29% ■ Tenderloin (94102)
12% ■ SOMA (94103)
15% ■ Polk/Russian Hill (94109)
12% ■ Inner Mission (94110)
32% ■ Others

Accidental Overdoses by Day of Death




"Acc. Overdoses Open" cases do not have a final cause and manner of death classification; "Acc. Overdoses Closed" cases have a final cause and manner of death classification.
 "No fixed address" denotes community members who may be experiencing homelessness.
 "Residence" denotes address where decedent lived; "Location of Death" denotes the location where death was declared. For "Residence" and "Location of Death", the 4 most affected neighborhoods are represented, the "Others" category refers to all other zip codes within the City and County of San Francisco and any of out county residences.
 "Gender" refers to gender at time of death.
 "Total Deaths" denotes Accidental Overdoses where one or more drugs contribute to the cause of death; however, every point for each drug series is inclusive, but not necessarily exclusive, of that drug. "Total deaths" represents all accidental overdoses including ones for drugs not specified above.



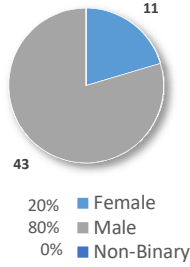
Preliminary Accidental Drug Overdose Data Report
as of testing to January 9, 2023

APRIL 2022

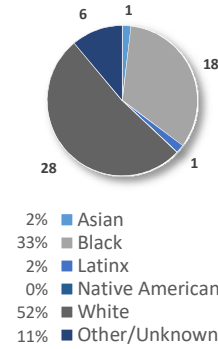


0.00% ■ Acc. Overdoses Open
100.00% ■ Acc. Overdoses Closed

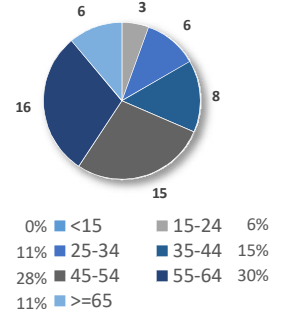
Gender



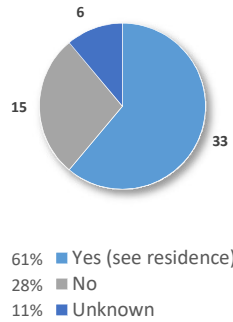
Race



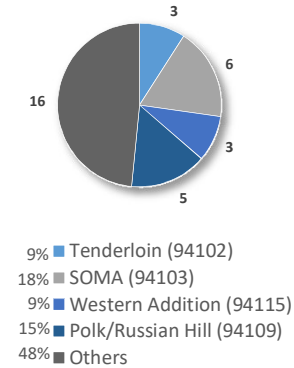
Age



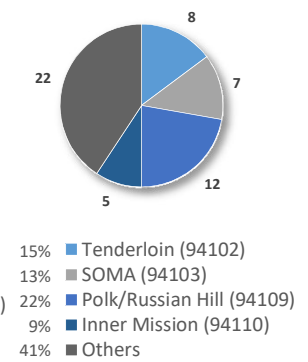
Fixed Address



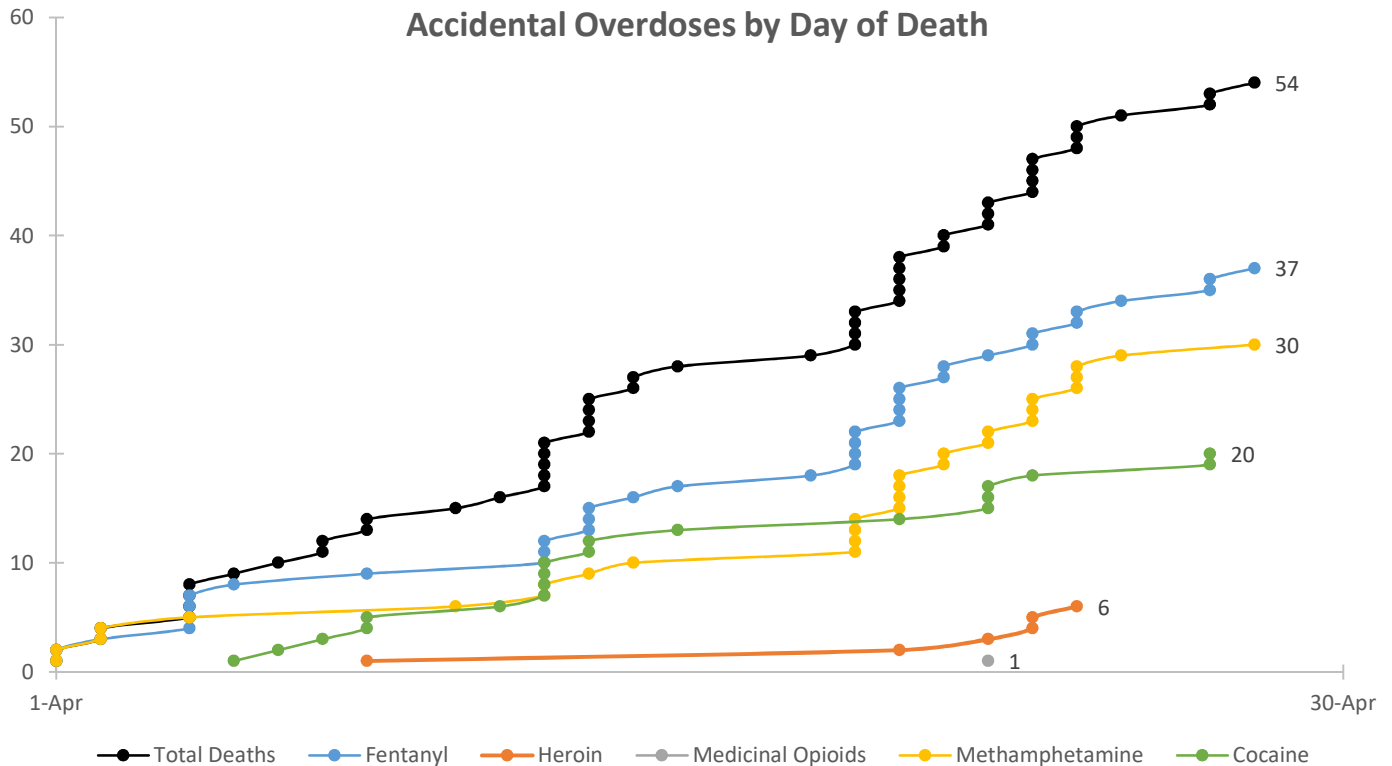
Residence



Location of Death



Accidental Overdoses by Day of Death



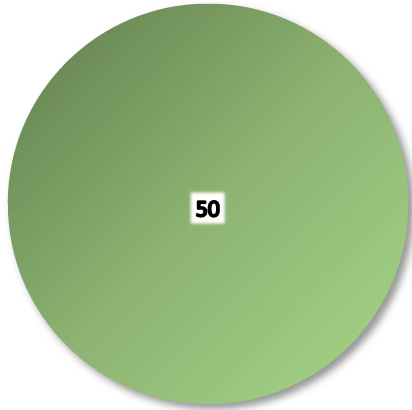
"Acc. Overdoses Open" cases do not have a final cause and manner of death classification; "Acc. Overdoses Closed" cases have a final cause and manner of death classification.
 "No fixed address" denotes community members who may be experiencing homelessness.
 "Residence" denotes address where decedent lived; "Location of Death" denotes the location where death was declared. For "Residence" and "Location of Death", the 4 most affected neighborhoods are represented, the "Others" category refers to all other zip codes within the City and County of San Francisco and any of out county residences.
 "Gender" refers to gender at time of death.
 "Total Deaths" denotes Accidental Overdoses where one or more drugs contribute to the cause of death; however, every point for each drug series is inclusive, but not necessarily exclusive, of that drug. "Total deaths" represents all accidental overdoses including ones for drugs not specified above.

PLEASE NOTE THIS DATA IS PRELIMINARY INFORMATION AND SUSCEPTIBLE TO CHANGE



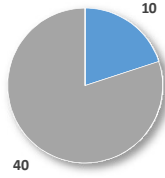
Preliminary Accidental Drug Overdose Data Report
as of testing to January 9, 2023

MAY 2022



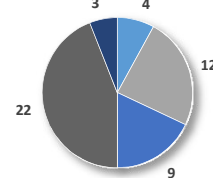
0.00% ■ Acc. Overdoses Open
100.00% ■ Acc. Overdoses Closed

Gender



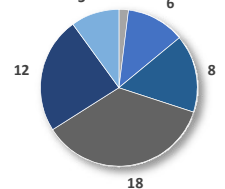
20% ■ Female
80% ■ Male
0% ■ Non-Binary

Race



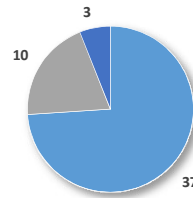
8% ■ Asian
24% ■ Black
18% ■ Latinx
0% ■ Native American
44% ■ White
6% ■ Other/Unknown

Age



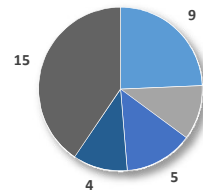
0% ■ <15
2% ■ 15-24
12% ■ 25-34
16% ■ 35-44
36% ■ 45-54
24% ■ 55-64
10% ■ >=65

Fixed Address



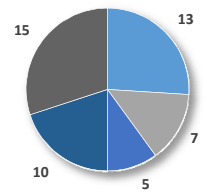
74% ■ Yes (see residence)
20% ■ No
6% ■ Unknown

Residence



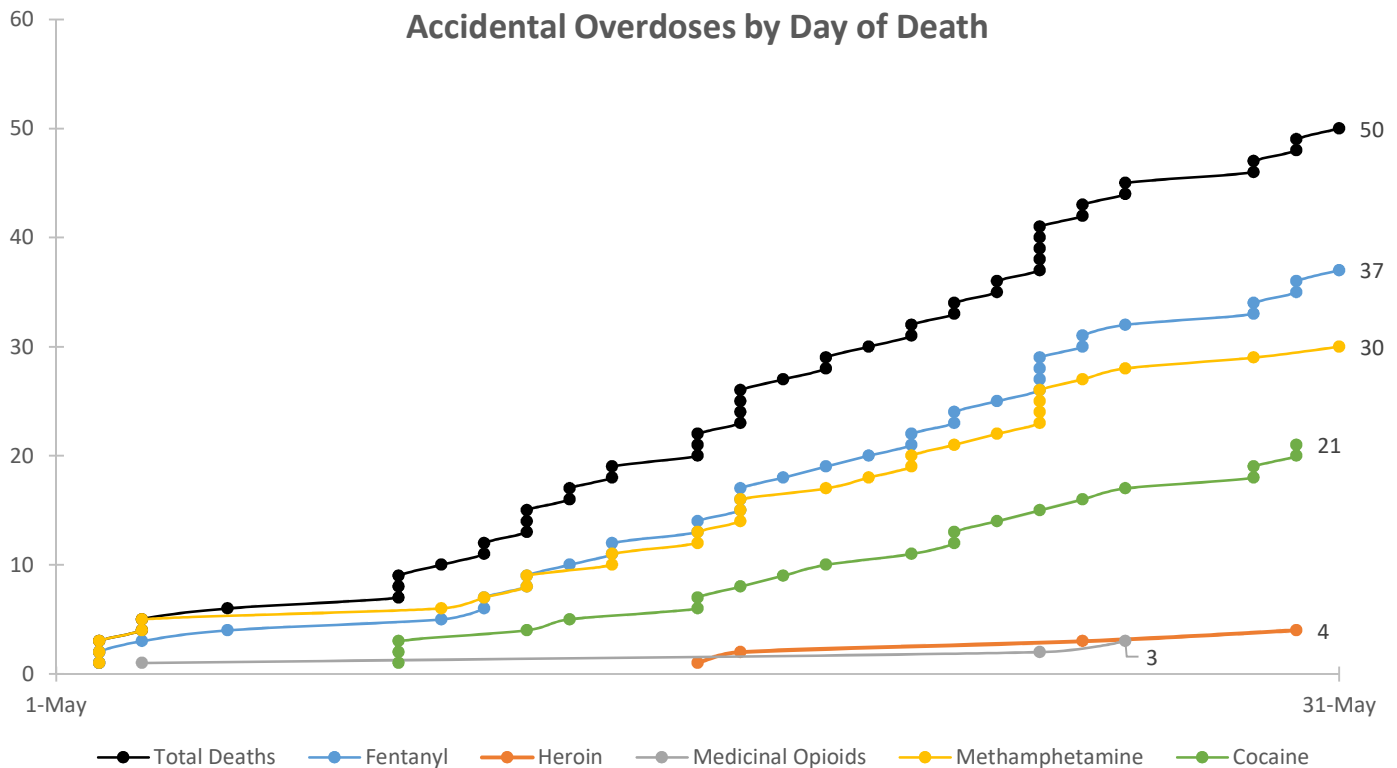
24% ■ Tenderloin (94102)
11% ■ SOMA (94103)
14% ■ Inner Mission (94110)
11% ■ Polk/Russian Hill (94109)
41% ■ Others

Location of Death



26% ■ Tenderloin (94102)
14% ■ SOMA (94103)
10% ■ Polk/Russian Hill (94109)
20% ■ Inner Mission (94110)
30% ■ Others

Accidental Overdoses by Day of Death

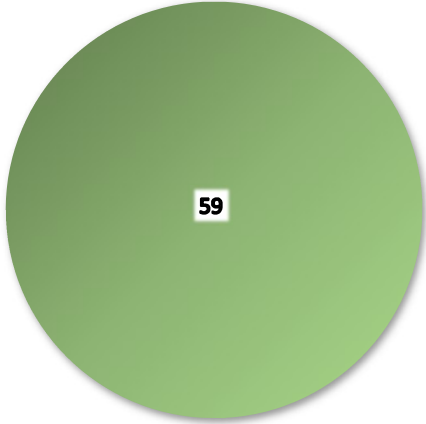


"Acc. Overdoses Open" cases do not have a final cause and manner of death classification; "Acc. Overdoses Closed" cases have a final cause and manner of death classification.
 "No fixed address" denotes community members who may be experiencing homelessness.
 "Residence" denotes address where decedent lived; "Location of Death" denotes the location where death was declared. For "Residence" and "Location of Death", the 4 most affected neighborhoods are represented, the "Others" category refers to all other zip codes within the City and County of San Francisco and any of out county residences.
 "Gender" refers to gender at time of death.
 "Total Deaths" denotes Accidental Overdoses where one or more drugs contribute to the cause of death; however, every point for each drug series is inclusive, but not necessarily exclusive, of that drug. "Total deaths" represents all accidental overdoses including ones for drugs not specified above.



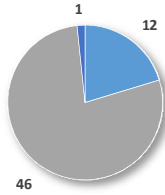
Preliminary Accidental Drug Overdose Data Report
as of testing to January 9, 2023

**JUNE
2022**



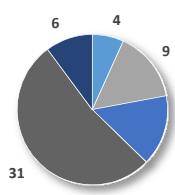
0.00% ■ Acc. Overdoses Open
100.00% ■ Acc. Overdoses Closed

Gender



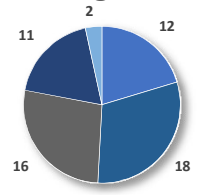
20% ■ Female
78% ■ Male
2% ■ Non-Binary

Race



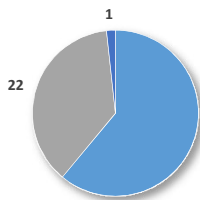
7% ■ Asian
15% ■ Black
15% ■ Latinx
0% ■ Native American
53% ■ White
10% ■ Other/Unknown

Age



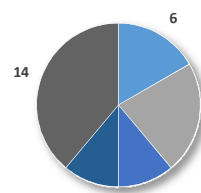
0% ■ <15 0% ■ 15-24
20% ■ 25-34 31% ■ 35-44
27% ■ 45-54 19% ■ 55-64
3% ■ >=65

Fixed Address



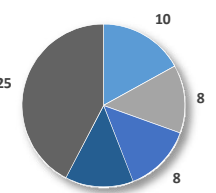
61% ■ Yes (see residence)
37% ■ No
2% ■ Unknown

Residence



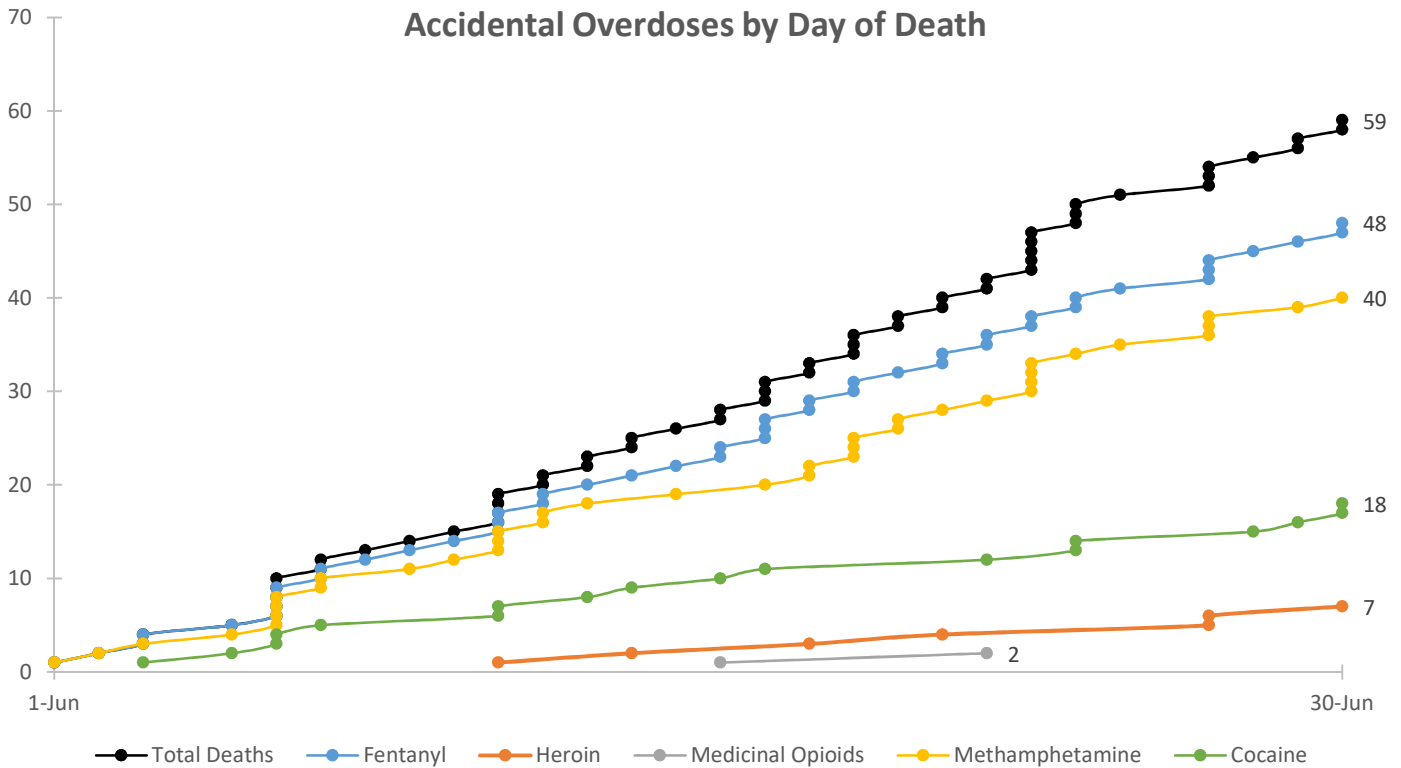
17% ■ Tenderloin (94102)
22% ■ SOMA (94103)
11% ■ Inner Mission (94110)
11% ■ Polk/Russian Hill (94109)
39% ■ Others

Location of Death



17% ■ Tenderloin (94102)
14% ■ Inner Mission (94110)
14% ■ Polk/Russian Hill (94109)
14% ■ SOMA (94103)
42% ■ Others

Accidental Overdoses by Day of Death



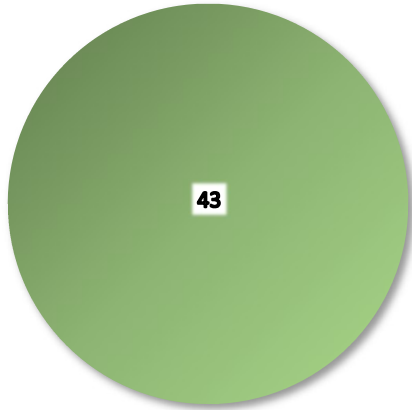
"Acc. Overdoses Open" cases do not have a final cause and manner of death classification; "Acc. Overdoses Closed" cases have a final cause and manner of death classification.
 "No fixed address" denotes community members who may be experiencing homelessness.
 "Residence" denotes address where decedent lived; "Location of Death" denotes the location where death was declared. For "Residence" and "Location of Death", the 4 most affected neighborhoods are represented, the "Others" category refers to all other zip codes within the City and County of San Francisco and any of out county residences.
 "Gender" refers to gender at time of death.
 "Total Deaths" denotes Accidental Overdoses where one or more drugs contribute to the cause of death; however, every point for each drug series is inclusive, but not necessarily exclusive, of that drug. "Total deaths" represents all accidental overdoses including ones for drugs not specified above.

PLEASE NOTE THIS DATA IS PRELIMINARY INFORMATION AND SUSCEPTIBLE TO CHANGE



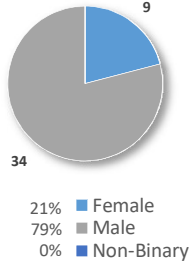
Preliminary Accidental Drug Overdose Data Report
as of testing to January 9, 2023

JULY 2022

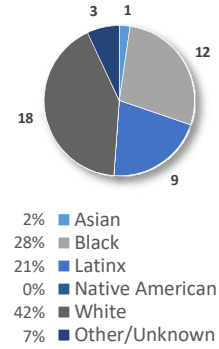


0.00% ■ Acc. Overdoses Open
100.00% ■ Acc. Overdoses Closed

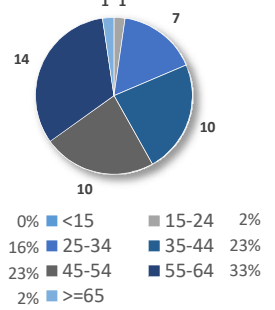
Gender



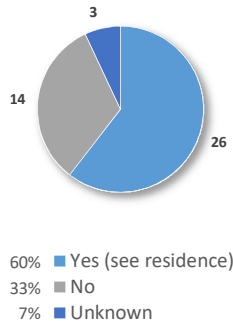
Race



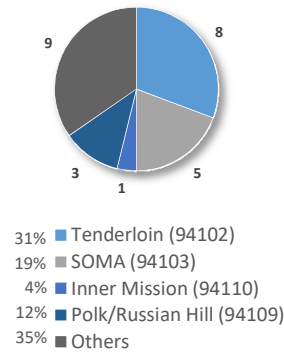
Age



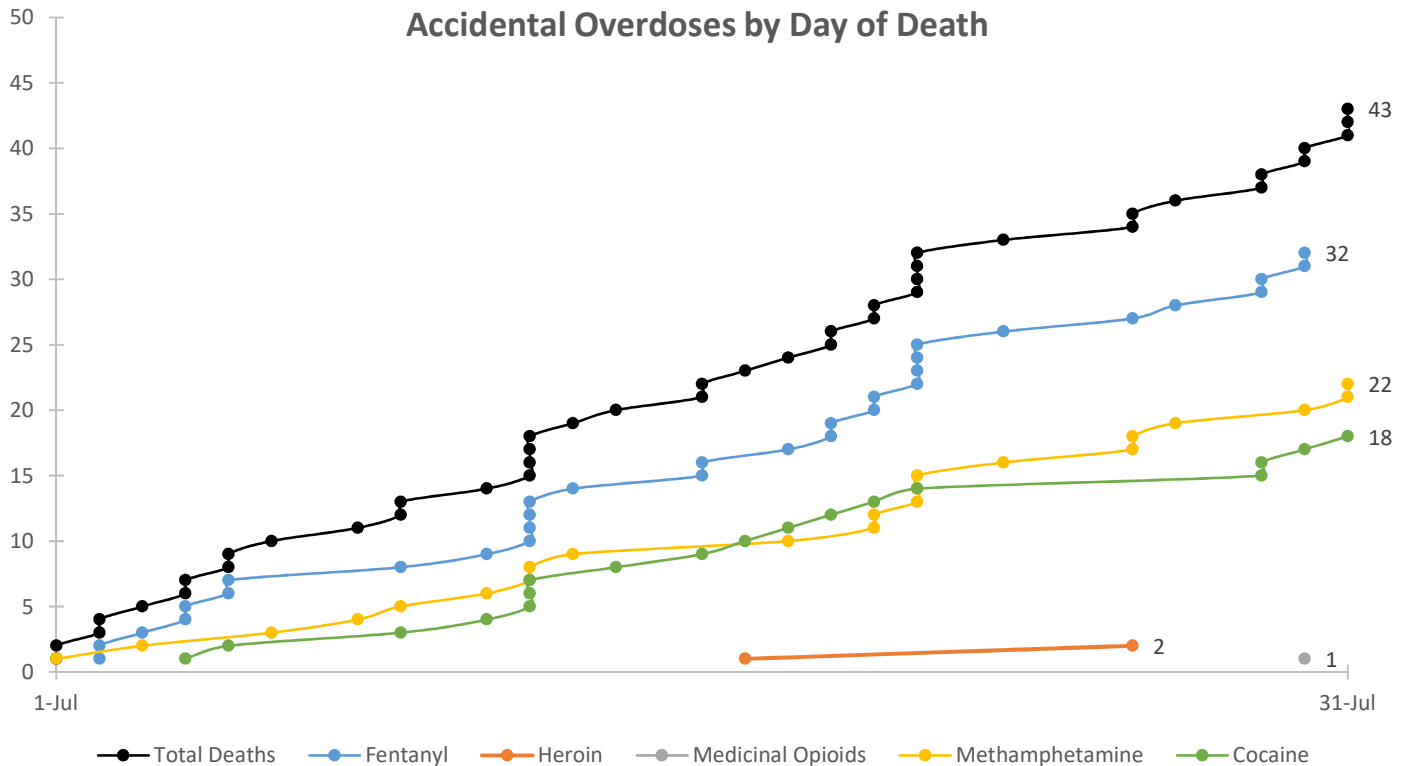
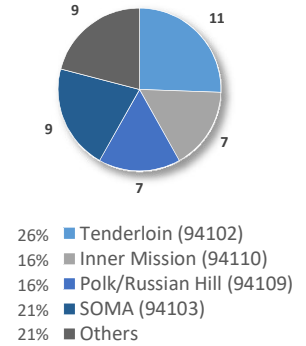
Fixed Address



Residence



Location of Death



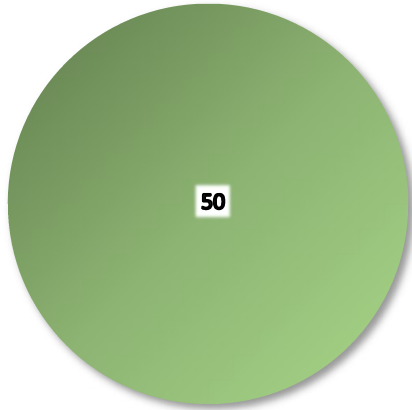
"Acc. Overdoses Open" cases do not have a final cause and manner of death classification; "Acc. Overdoses Closed" cases have a final cause and manner of death classification.
 "No fixed address" denotes community members who may be experiencing homelessness.
 "Residence" denotes address where decedent lived; "Location of Death" denotes the location where death was declared. For "Residence" and "Location of Death", the 4 most affected neighborhoods are represented, the "Others" category refers to all other zip codes within the City and County of San Francisco and any of out county residences.
 "Gender" refers to gender at time of death.
 "Total Deaths" denotes Accidental Overdoses where one or more drugs contribute to the cause of death; however, every point for each drug series is inclusive, but not necessarily exclusive, of that drug. "Total deaths" represents all accidental overdoses including ones for drugs not specified above.

PLEASE NOTE THIS DATA IS PRELIMINARY INFORMATION AND SUSCEPTIBLE TO CHANGE



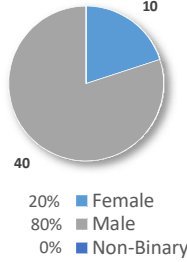
Preliminary Accidental Drug Overdose Data Report
as of testing to January 9, 2023

AUGUST 2022

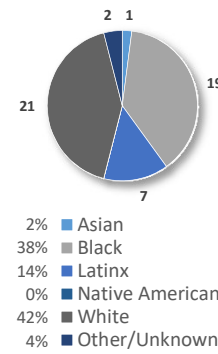


0.00% ■ Acc. Overdoses Open
100.00% ■ Acc. Overdoses Closed

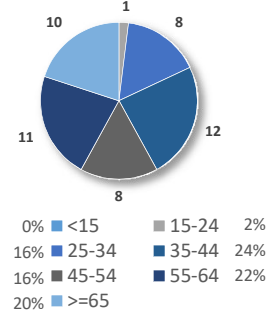
Gender



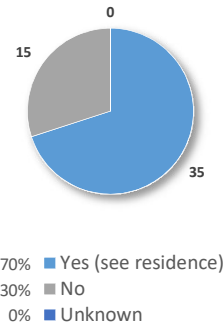
Race



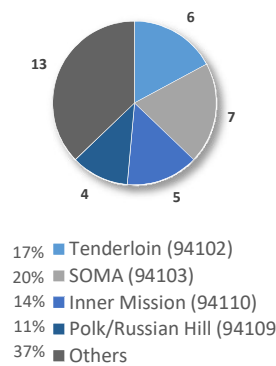
Age



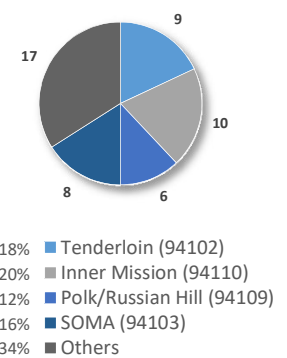
Fixed Address



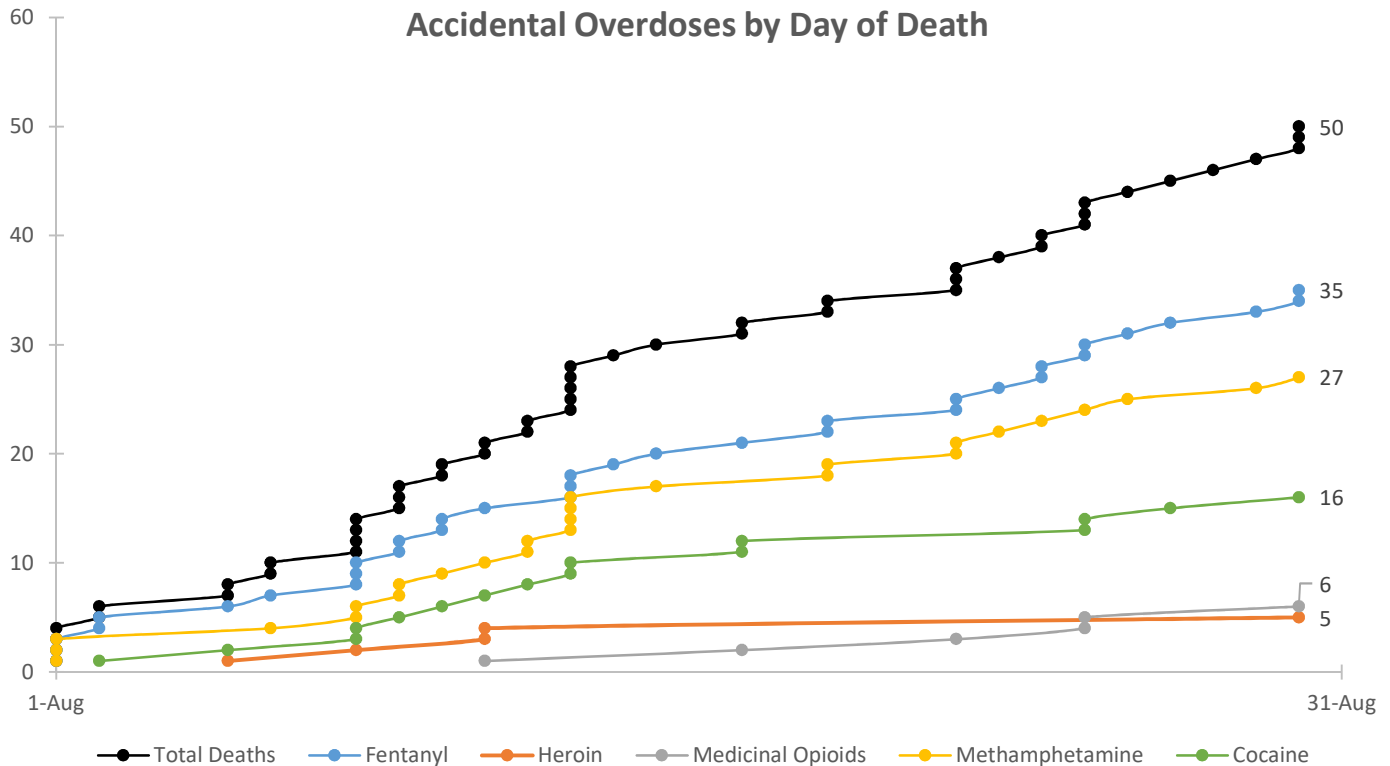
Residence



Location of Death



Accidental Overdoses by Day of Death



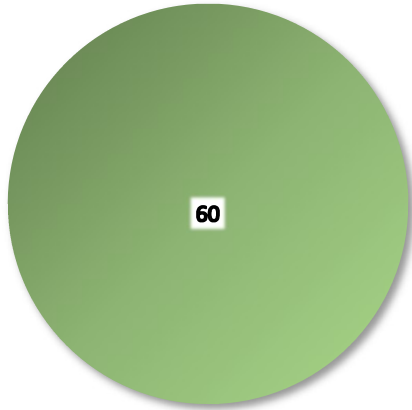
"Acc. Overdoses Open" cases do not have a final cause and manner of death classification; "Acc. Overdoses Closed" cases have a final cause and manner of death classification.
 "No fixed address" denotes community members who may be experiencing homelessness.
 "Residence" denotes address where decedent lived; "Location of Death" denotes the location where death was declared. For "Residence" and "Location of Death", the 4 most affected neighborhoods are represented, the "Others" category refers to all other zip codes within the City and County of San Francisco and any of out county residences.
 "Gender" refers to gender at time of death.
 "Total Deaths" denotes Accidental Overdoses where one or more drugs contribute to the cause of death; however, every point for each drug series is inclusive, but not necessarily exclusive, of that drug. "Total deaths" represents all accidental overdoses including ones for drugs not specified above.

PLEASE NOTE THIS DATA IS PRELIMINARY INFORMATION AND SUSCEPTIBLE TO CHANGE



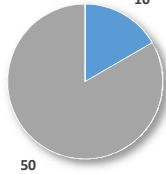
Preliminary Accidental Drug Overdose Data Report
as of testing to January 9, 2023

SEPTEMBER 2022



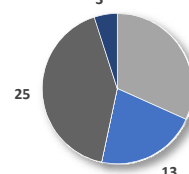
0.00% ■ Acc. Overdoses Open
100.00% ■ Acc. Overdoses Closed

Gender



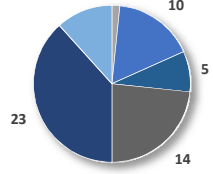
17% ■ Female
83% ■ Male
0% ■ Non-Binary

Race



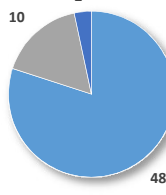
0% ■ Asian
32% ■ Black
22% ■ Latinx
0% ■ Native American
42% ■ White
5% ■ Other/Unknown

Age



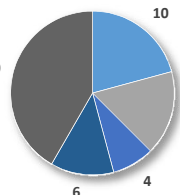
0% ■ <15 ■ 15-24 2%
17% ■ 25-34 ■ 35-44 8%
23% ■ 45-54 ■ 55-64 38%
12% ■ >=65

Fixed Address



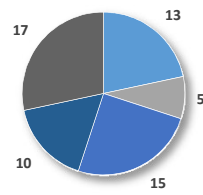
80% ■ Yes (see residence)
17% ■ No
3% ■ Unknown

Residence



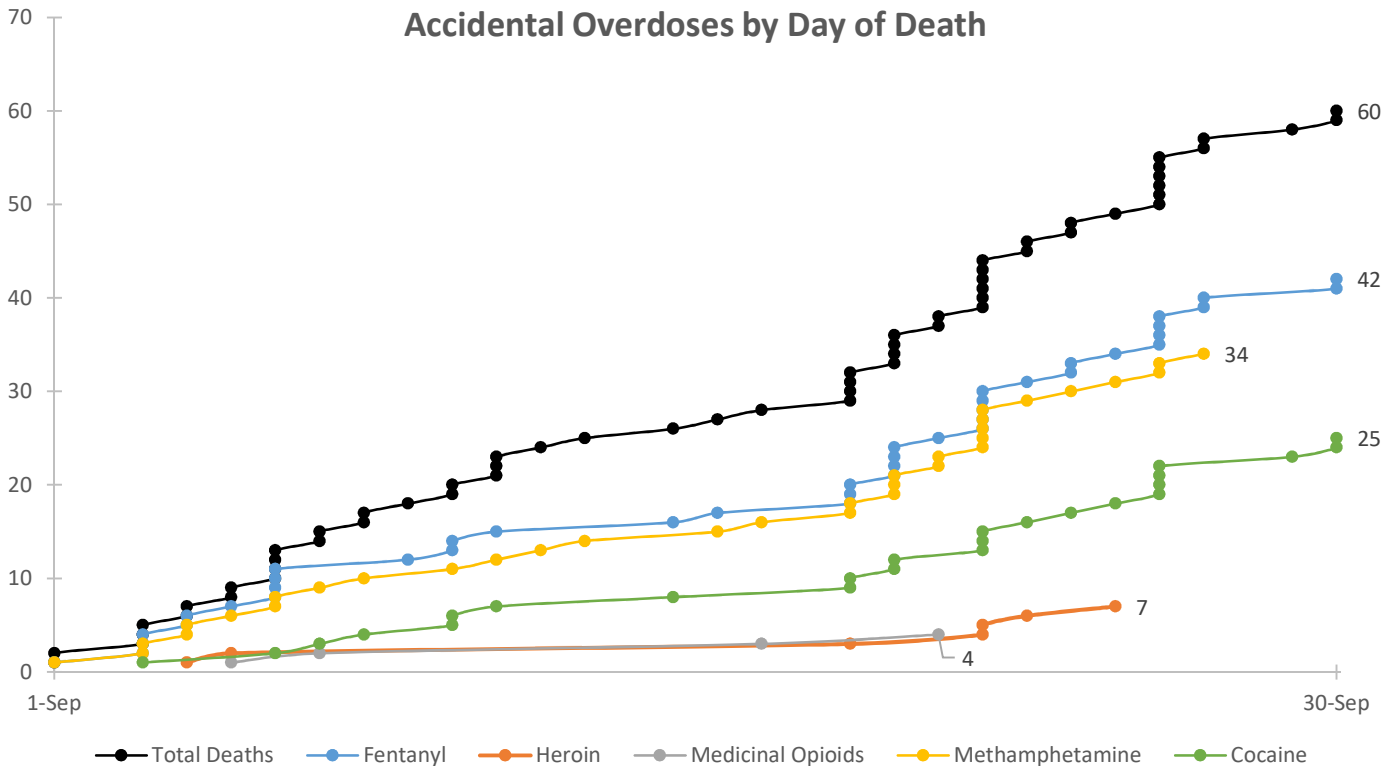
21% ■ Tenderloin (94102)
17% ■ SOMA (94103)
8% ■ Ingleside-Excelsior (94112)
13% ■ Polk/Russian Hill (94109)
42% ■ Others

Location of Death



22% ■ Tenderloin (94102)
8% ■ Inner Mission (94110)
25% ■ Polk/Russian Hill (94109)
17% ■ SOMA (94103)
28% ■ Others

Accidental Overdoses by Day of Death

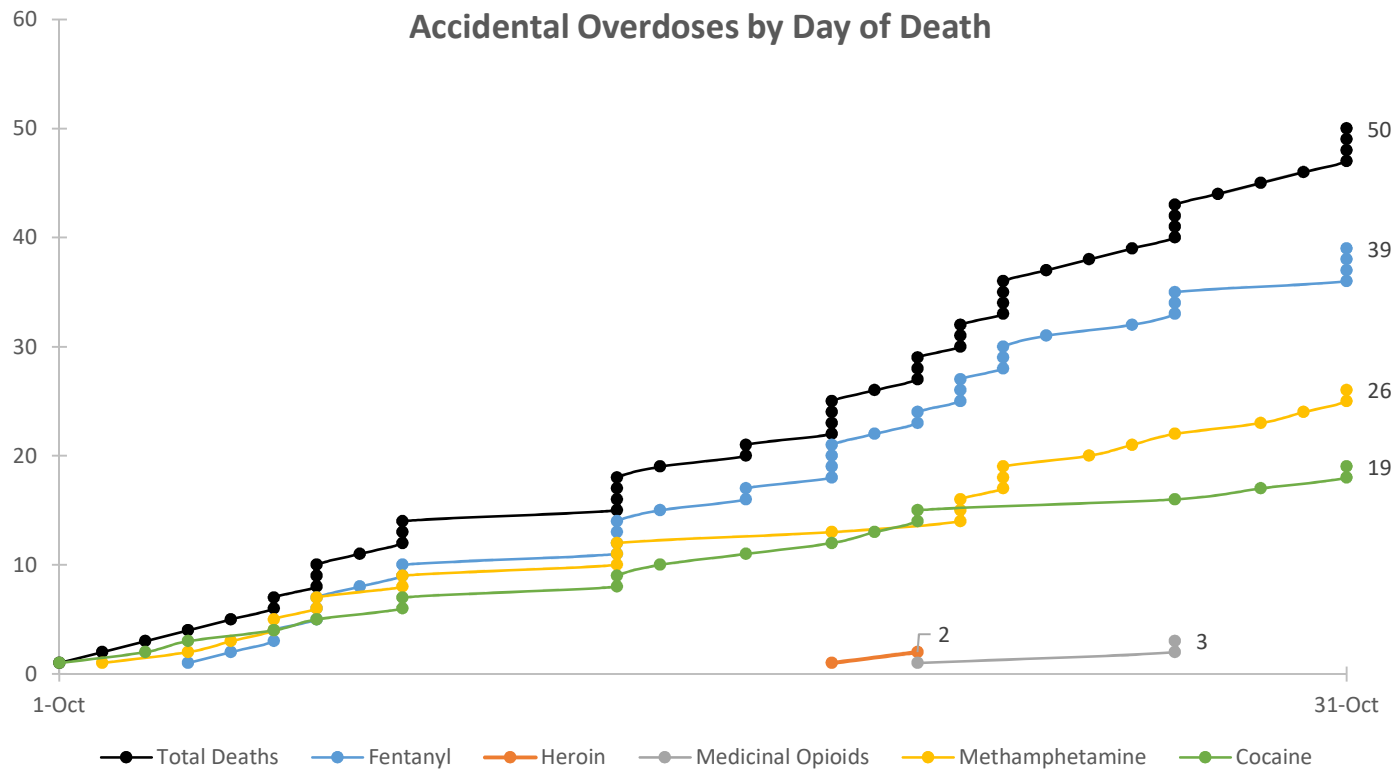
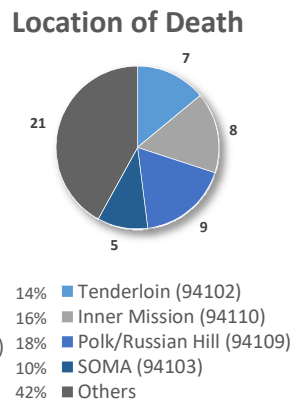
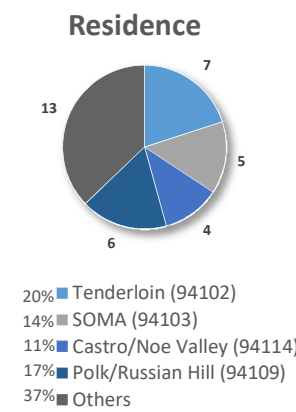
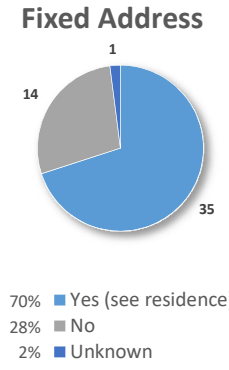
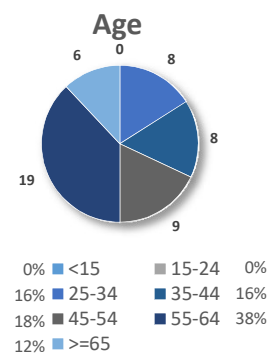
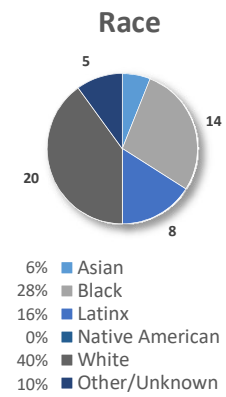
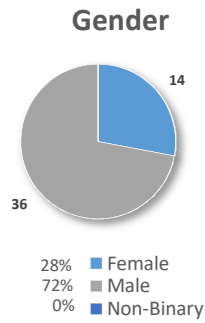
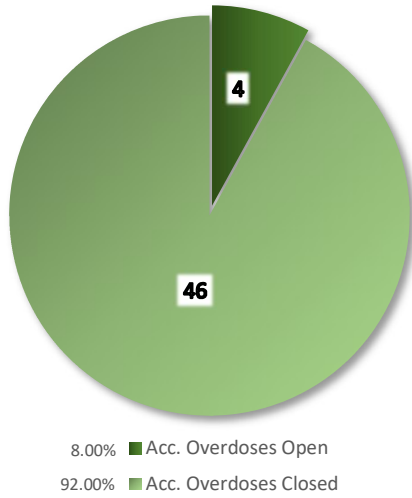


"Acc. Overdoses Open" cases do not have a final cause and manner of death classification; "Acc. Overdoses Closed" cases have a final cause and manner of death classification.
 "No fixed address" denotes community members who may be experiencing homelessness.
 "Residence" denotes address where decedent lived; "Location of Death" denotes the location where death was declared. For "Residence" and "Location of Death", the 4 most affected neighborhoods are represented, the "Others" category refers to all other zip codes within the City and County of San Francisco and any of out county residences.
 "Gender" refers to gender at time of death.
 "Total Deaths" denotes Accidental Overdoses where one or more drugs contribute to the cause of death; however, every point for each drug series is inclusive, but not necessarily exclusive, of that drug. "Total deaths" represents all accidental overdoses including ones for drugs not specified above.



Preliminary Accidental Drug Overdose Data Report
as of testing to January 9, 2023

OCTOBER 2022

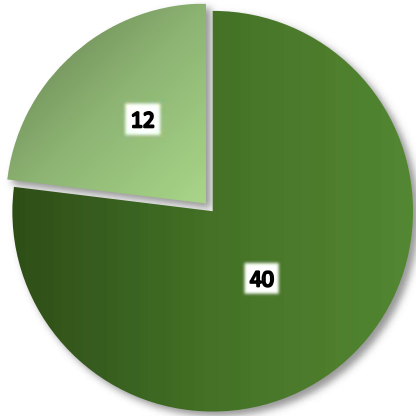


"Acc. Overdoses Open" cases do not have a final cause and manner of death classification; "Acc. Overdoses Closed" cases have a final cause and manner of death classification.
 "No fixed address" denotes community members who may be experiencing homelessness.
 "Residence" denotes address where decedent lived; "Location of Death" denotes the location where death was declared. For "Residence" and "Location of Death", the 4 most affected neighborhoods are represented, the "Others" category refers to all other zip codes within the City and County of San Francisco and any of out county residences.
 "Gender" refers to gender at time of death.
 "Total Deaths" denotes Accidental Overdoses where one or more drugs contribute to the cause of death; however, every point for each drug series is inclusive, but not necessarily exclusive, of that drug. "Total deaths" represents all accidental overdoses including ones for drugs not specified above.

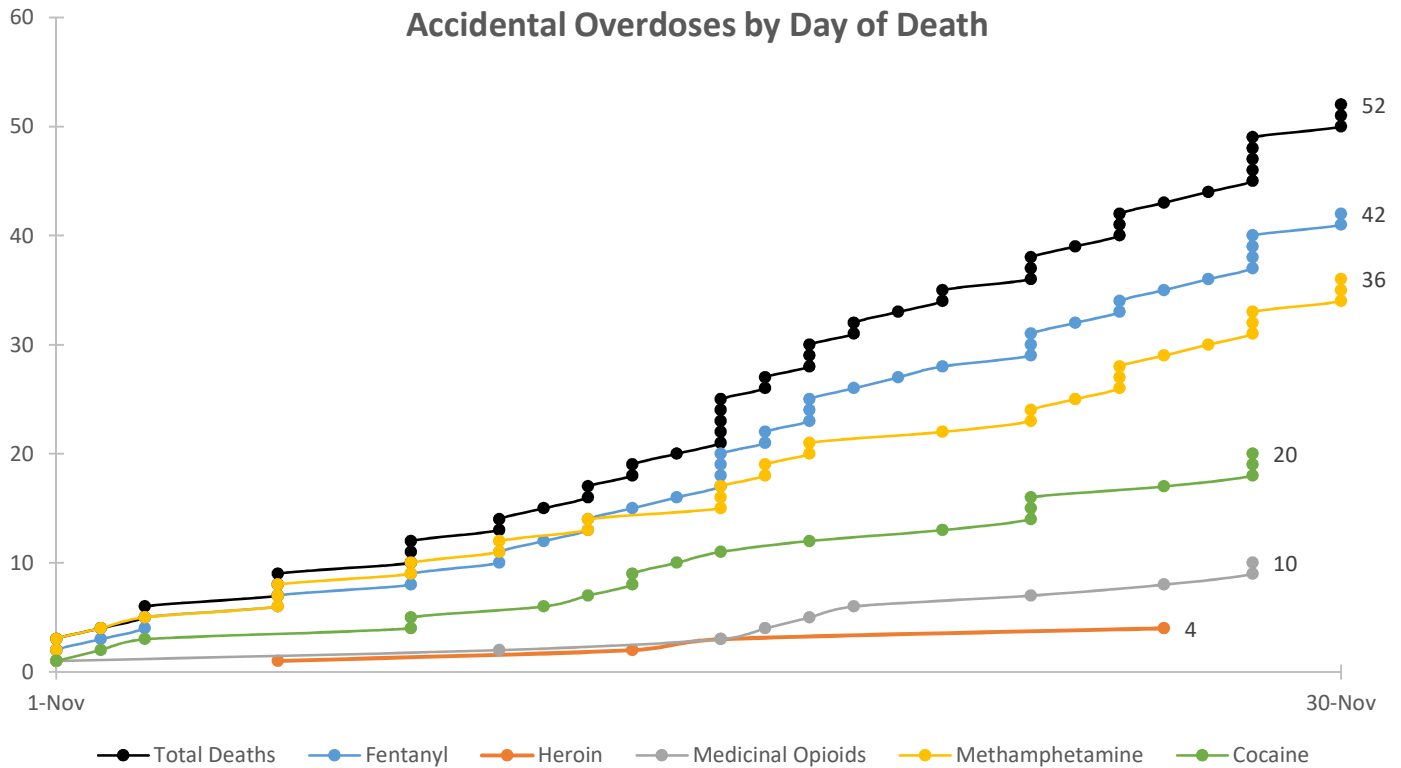
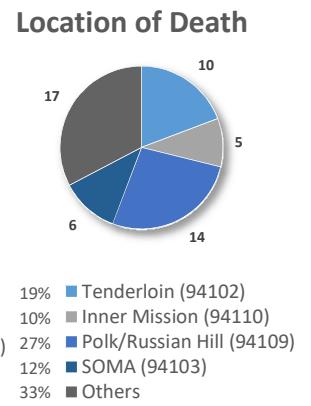
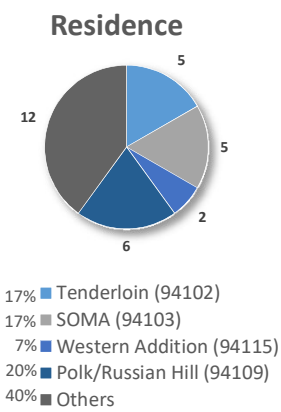
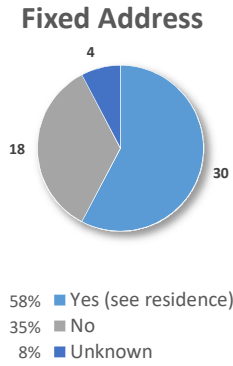
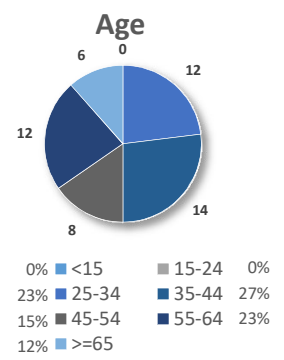
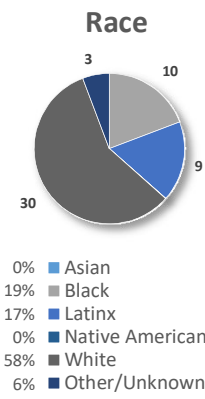
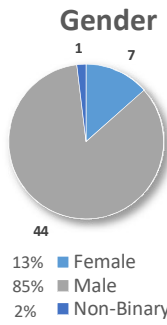


Preliminary Accidental Drug Overdose Data Report
as of testing to January 9, 2023

NOVEMBER 2022



76.92% ■ Acc. Overdoses Open
23.08% ■ Acc. Overdoses Closed



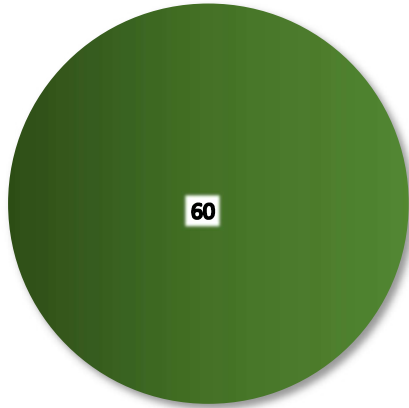
"Acc. Overdoses Open" cases do not have a final cause and manner of death classification; "Acc. Overdoses Closed" cases have a final cause and manner of death classification.
 "No fixed address" denotes community members who may be experiencing homelessness.
 "Residence" denotes address where decedent lived; "Location of Death" denotes the location where death was declared. For "Residence" and "Location of Death", the 4 most affected neighborhoods are represented, the "Others" category refers to all other zip codes within the City and County of San Francisco and any of out county residences.
 "Gender" refers to gender at time of death.
 "Total Deaths" denotes Accidental Overdoses where one or more drugs contribute to the cause of death; however, every point for each drug series is inclusive, but not necessarily exclusive, of that drug. "Total deaths" represents all accidental overdoses including ones for drugs not specified above.

PLEASE NOTE THIS DATA IS PRELIMINARY INFORMATION AND SUSCEPTIBLE TO CHANGE



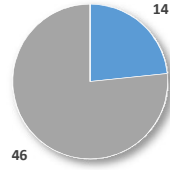
Preliminary Accidental Drug Overdose Data Report
as of testing to January 9, 2023

DECEMBER 2022



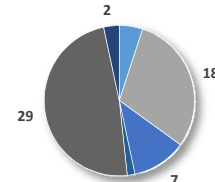
100.00% ■ Acc. Overdoses Open
0.00% ■ Acc. Overdoses Closed

Gender



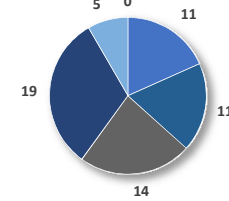
23% ■ Female
77% ■ Male
0% ■ Non-Binary

Race



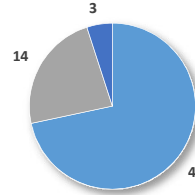
5% ■ Asian
30% ■ Black
12% ■ Latinx
2% ■ Native American
48% ■ White
3% ■ Other/Unknown

Age



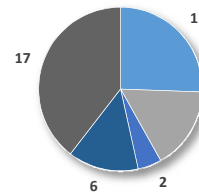
0% ■ <15 0% ■ 15-24
18% ■ 25-34 18% ■ 35-44
23% ■ 45-54 32% ■ 55-64
8% ■ >=65

Fixed Address



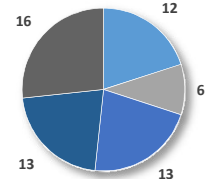
72% ■ Yes (see residence)
23% ■ No
5% ■ Unknown

Residence



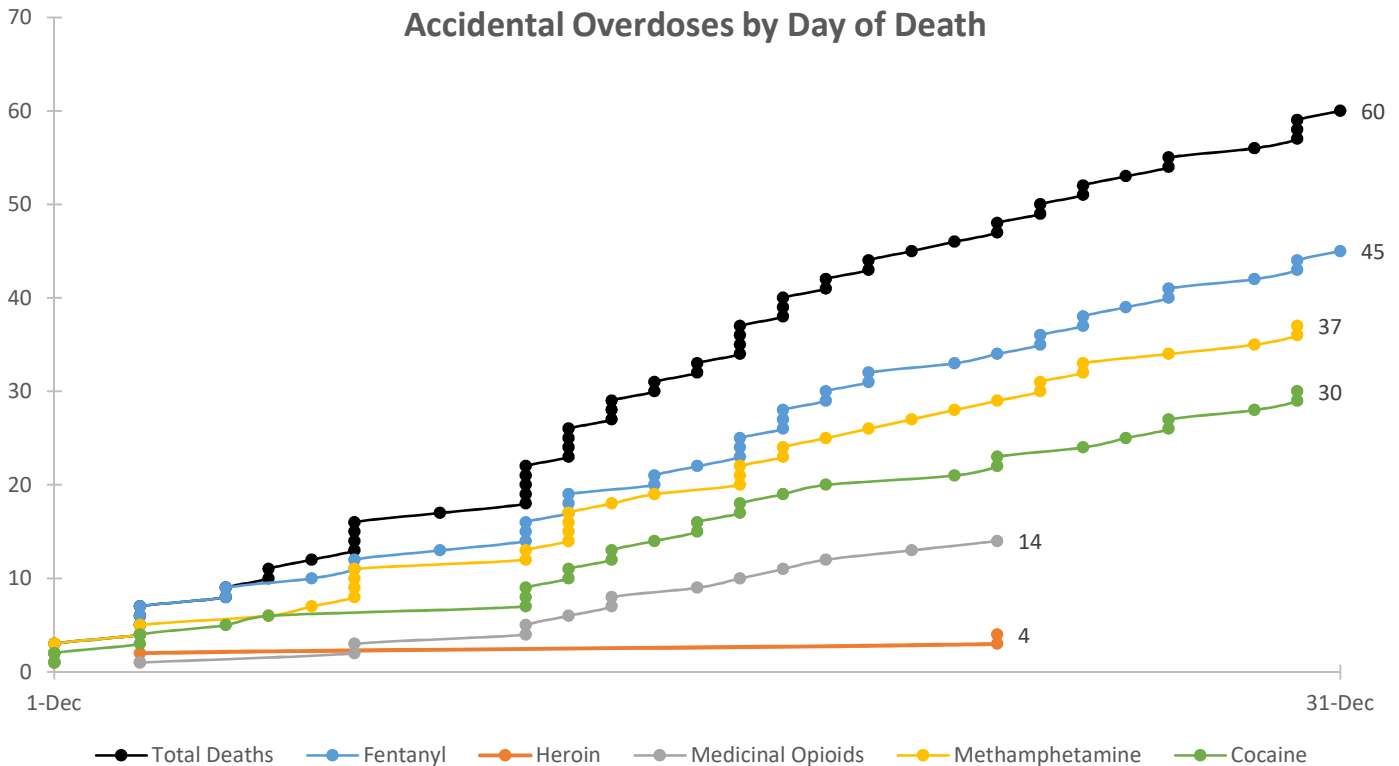
26% ■ Tenderloin (94102)
16% ■ SOMA (94103)
5% ■ Ingleside-Excelsior (94112)
14% ■ Polk/Russian Hill (94109)
40% ■ Others

Location of Death



20% ■ Tenderloin (94102)
10% ■ Inner Mission (94110)
22% ■ Polk/Russian Hill (94109)
22% ■ SOMA (94103)
27% ■ Others

Accidental Overdoses by Day of Death



"Acc. Overdoses Open" cases do not have a final cause and manner of death classification; "Acc. Overdoses Closed" cases have a final cause and manner of death classification.
 "No fixed address" denotes community members who may be experiencing homelessness.
 "Residence" denotes address where decedent lived; "Location of Death" denotes the location where death was declared. For "Residence" and "Location of Death", the 4 most affected neighborhoods are represented, the "Others" category refers to all other zip codes within the City and County of San Francisco and any of out county residences.
 "Gender" refers to gender at time of death.
 "Total Deaths" denotes Accidental Overdoses where one or more drugs contribute to the cause of death; however, every point for each drug series is inclusive, but not necessarily exclusive, of that drug. "Total deaths" represents all accidental overdoses including ones for drugs not specified above.

PLEASE NOTE THIS DATA IS PRELIMINARY INFORMATION AND SUSCEPTIBLE TO CHANGE

Introduction Form

(by a Member of the Board of Supervisors or the Mayor)



I hereby submit the following item for introduction (select only one):

- 1. For reference to Committee (Ordinance, Resolution, Motion or Charter Amendment)
- 2. Request for next printed agenda (For Adoption Without Committee Reference)
(Routine, non-controversial and/or commendatory matters only)
- 3. Request for Hearing on a subject matter at Committee
- 4. Request for Letter beginning with "Supervisor inquires..."
- 5. City Attorney Request
- 6. Call File No. from Committee.
- 7. Budget and Legislative Analyst Request (attached written Motion)
- 8. Substitute Legislation File No.
- 9. Reactivate File No.
- 10. Topic submitted for Mayoral Appearance before the Board on

The proposed legislation should be forwarded to the following (please check all appropriate boxes):

- Small Business Commission Youth Commission Ethics Commission
- Planning Commission Building Inspection Commission Human Resources Department

General Plan Referral sent to the Planning Department (proposed legislation subject to Charter 4.105 & Admin 2A.53):

- Yes No

(Note: For Imperative Agenda items (a Resolution not on the printed agenda), use the Imperative Agenda Form.)

Sponsor(s):

Subject:

Long Title or text listed:

Signature of Sponsoring Supervisor: