



# FY 23-24 Proposed Budget

San Francisco Board of Supervisors,  
Budget & Appropriations Committee  
June 16, 2023

Tyrone Jue, Acting Director

**SAN FRANCISCO**  
**ENVIRONMENT**  
DEPARTMENT

# Department Programs

## Zero Waste



Mandatory Recycling and Composting Compliance  
Sustainable Materials Management  
Food Waste Reduction

## Toxics Reduction



Household Hazardous Waste  
Integrated Pest Management  
Green Business Program

## Climate



Climate Action Planning  
Building Decarbonization  
Environmental Justice  
Biodiversity/Urban Forestry

## Energy



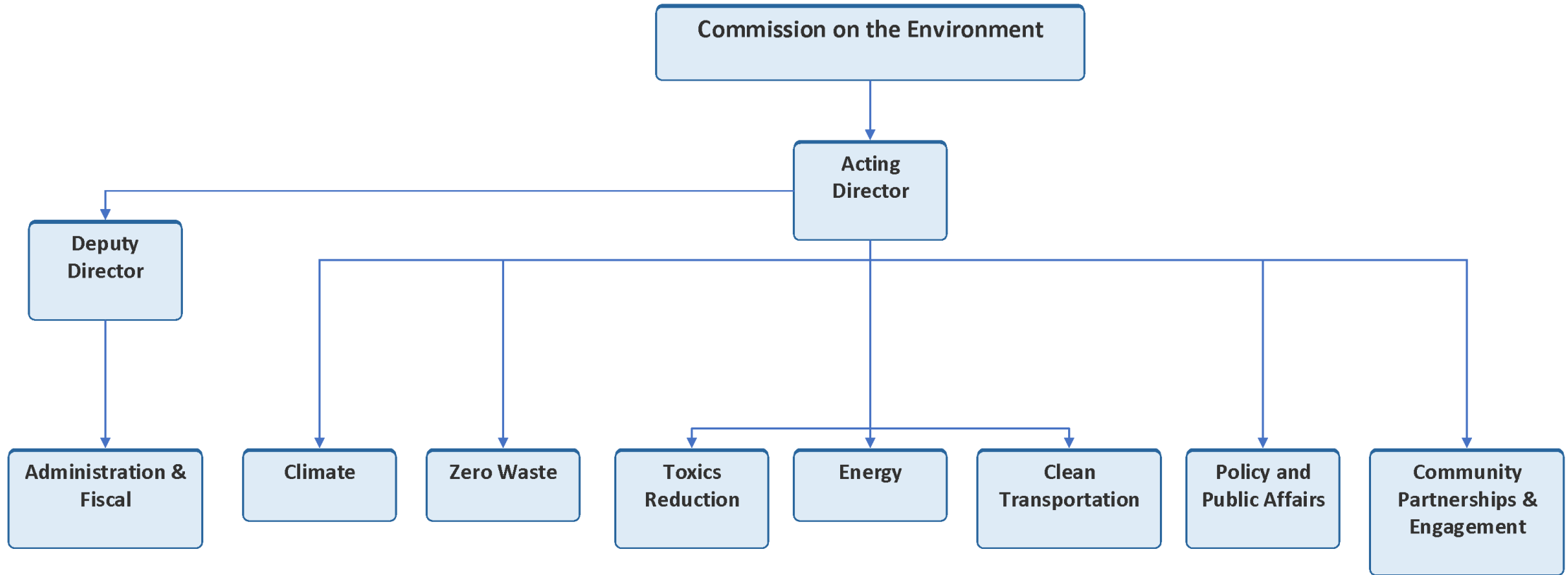
Energy Efficiency and Bill Reduction Initiatives  
BayREN Incentive Program

## Clean Transportation

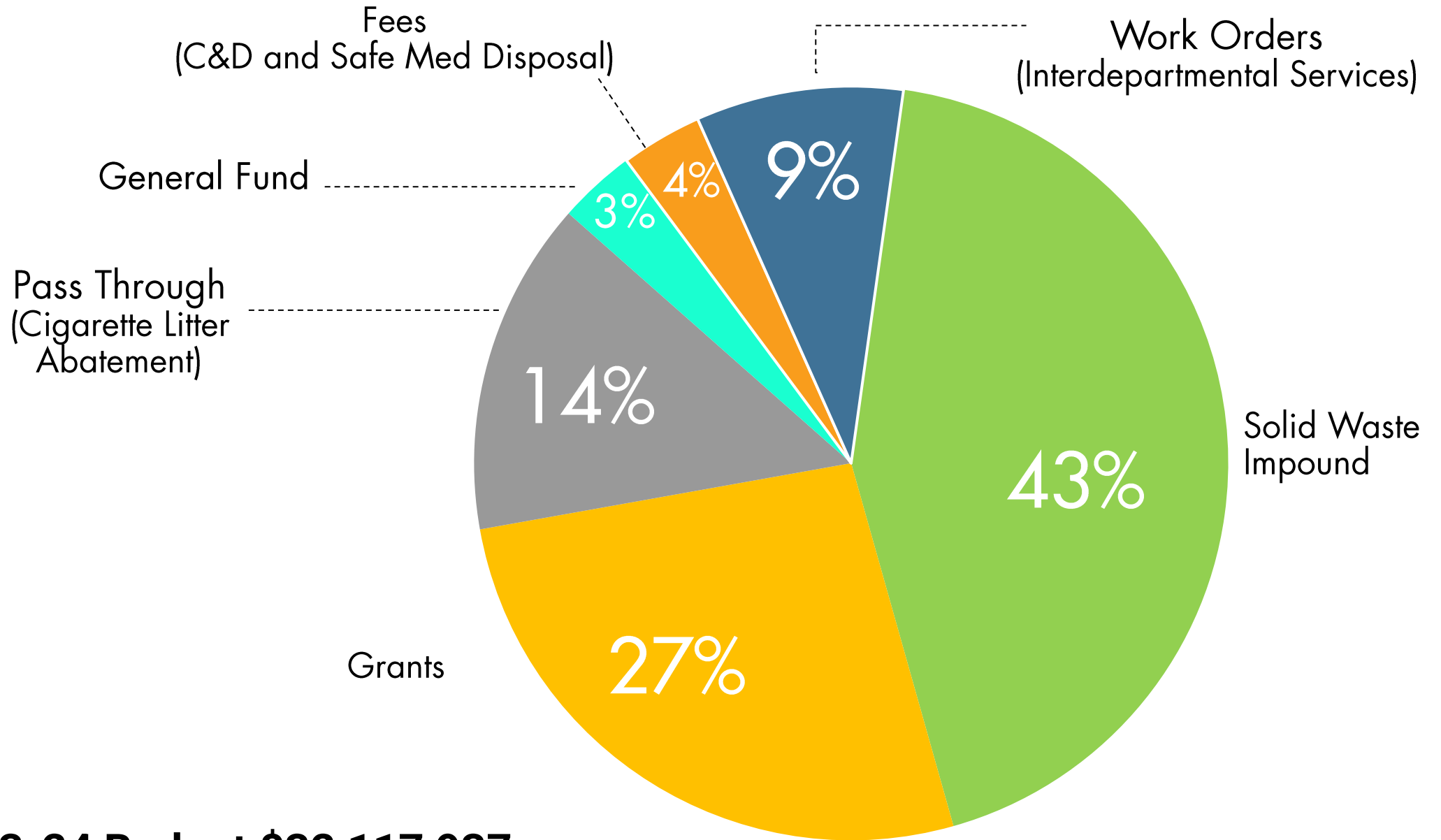


Electric Vehicle Adoption  
EV Charging Infrastructure

## SF Environment Department High Level Organizational Chart



# High Level Organizational Chart



**Total FY 23-24 Budget \$32,117,937**

PROGRAM	FY22-23 BUDGET	FY23-24 PROPOSED	DIFFERENCE FY23-24	FY24-25 PROPOSED
ZERO WASTE	\$5,759,802	\$5,447,661	(\$312,141)	\$4,615,317
TOXICS REDUCTION	\$1,988,424	\$2,097,138	\$108,714	\$2,123,023
ENERGY	\$4,448,214	\$4,963,854	\$515,640	\$4,997,381
CLIMATE	\$5,337,057	\$3,694,279	(\$1,642,778)	\$4,062,308
CLEAN TRANSPORTATION	\$676,633	\$792,452	\$115,819	\$744,148
COMMUNITY PARTNERSHIPS & ENGAGEMENT	\$4,260,318	\$4,391,631	\$131,313	\$4,480,888
ADMINISTRATION	\$5,802,908	\$6,127,268	\$324,360	\$5,762,889
CIGARETTE LITTER ABATEMENT FEE	\$3,230,000	\$4,603,654	\$1,373,654	\$4,091,410
<b>TOTAL</b>	<b>\$31,503,356</b>	<b>\$32,117,937</b>	<b>\$614,581</b>	<b>\$30,877,364</b>

# AAO Budget

Issuing Organization	Submitted	Preparing/Evaluating	Awarded/In Process	Amount
Federal Government	6	4	1	\$21M
State/Regional Govt.	2	2	1	\$5.3M
<b>Total</b>	<b>8</b>	<b>6</b>	<b>2</b>	<b>\$26.3M</b>

\*Total grant dollar amount is subject to change as new grants are rolled out and Department staff evaluate opportunities

# Grant Applications



SAN FRANCISCO'S

# CLIMATE ACTION PLAN 2021



## Net Zero Emission Goal by 2040

- **Buildings:** All buildings to be efficient and all-electric by 2040
- **Transportation & Land Use:** 100% of all vehicles registered are zero emission vehicle by 2040
- **Responsible Production & Consumption:** Reduce generation by 15% and total disposal by 50% below 2015 levels by 2030

<b>Audit</b>	<b>Date received</b>	<b># of Recommendations</b>	<b>Date Recommendations Completed</b>
Controller's Public Integrity Audit	April 8, 2022	9	December 16, 2022
Controller's Accounting Audit	August 3, 2022	4	January 12, 2023

# Audits and Recommendations



# In-language outreach focusing on environmental justice communities



**SFE**

Source: ENV Staff

## Edible Food Recovery



## Energy Efficiency



Alleviating Economic Disparities through Climate Action

# Thank you!

**Tyrone Jue**  
Acting Director

San Francisco Environment Department

[SFEenvironment.org](https://www.sfeenvironment.org)



**SAN FRANCISCO**  
**ENVIRONMENT**  
**DEPARTMENT**

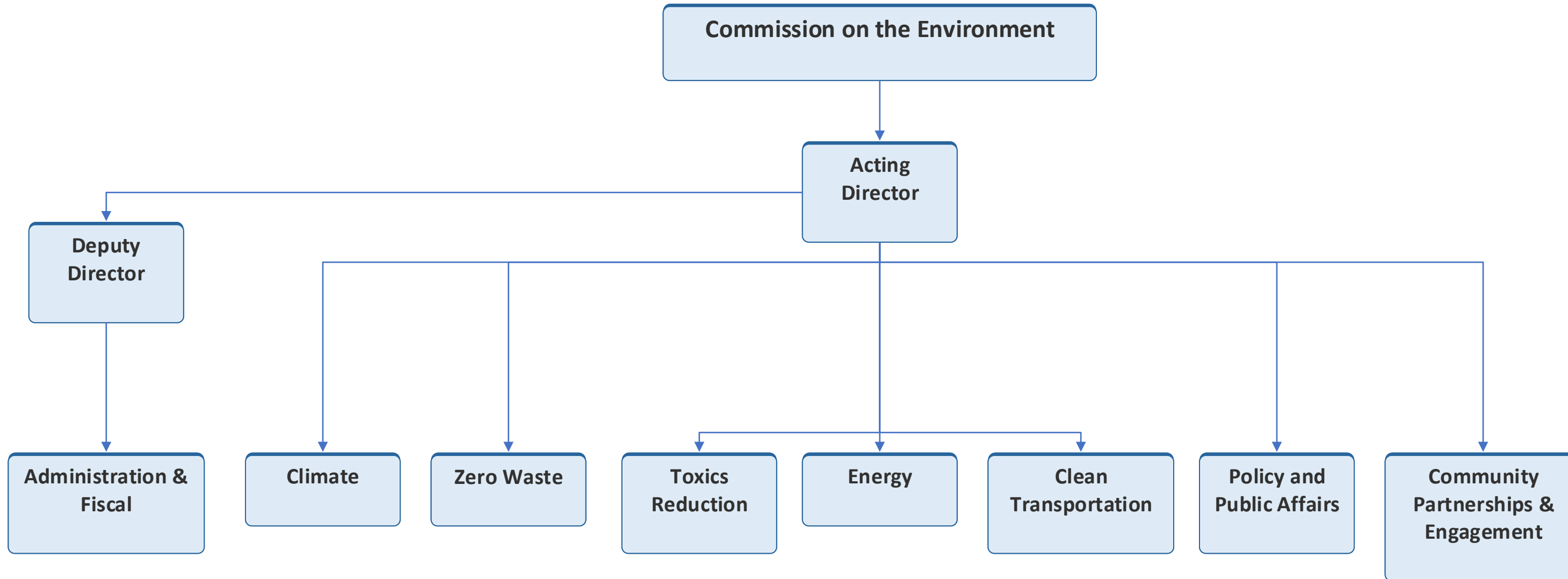
© 2022

**San Francisco Environment Department, All Rights Reserved**

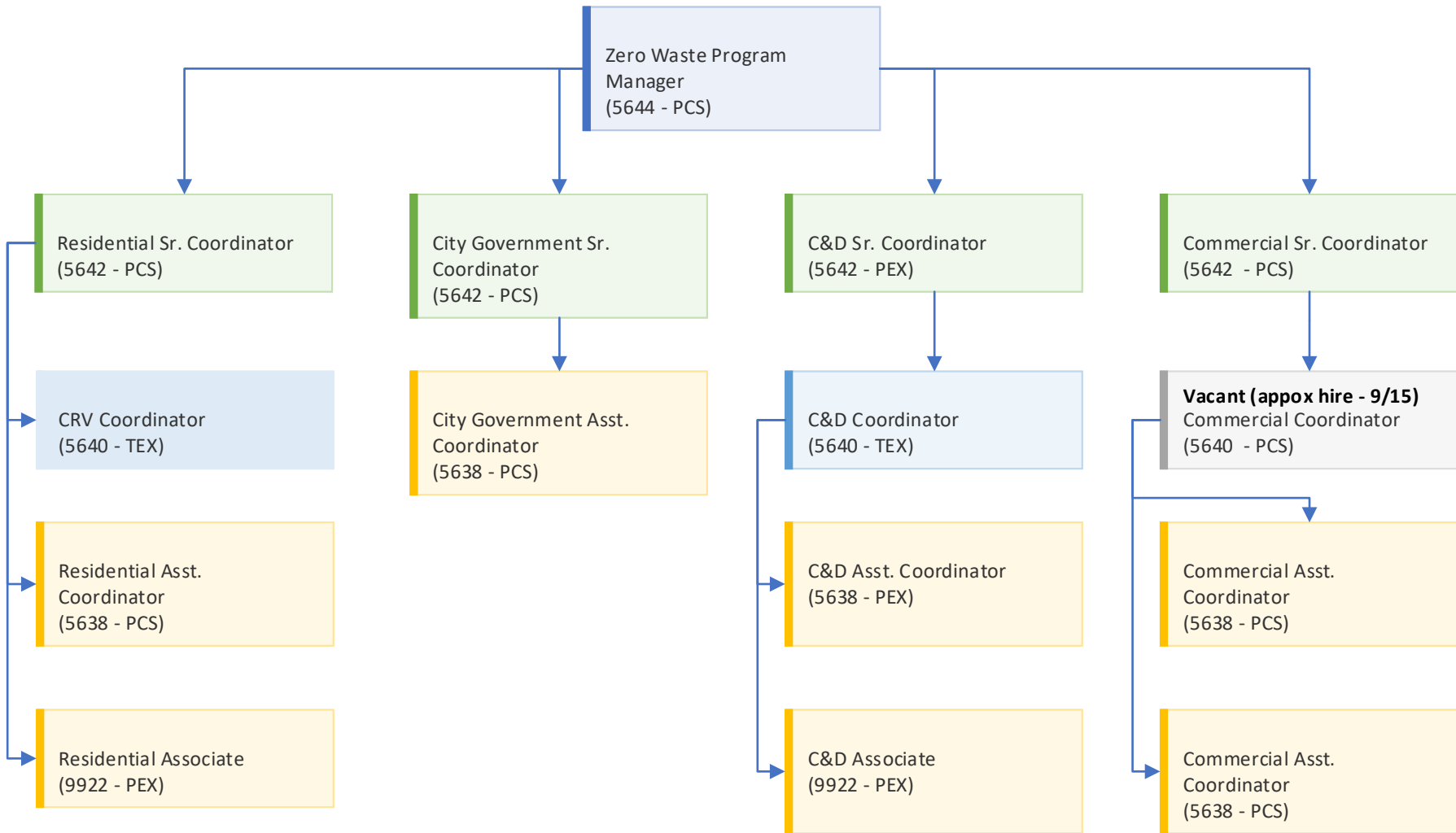
The author of this document has secured the necessary permission to use all the images depicted in this presentation. Permission to reuse or repurpose the graphics in this document should not be assumed nor is it transferable for any other use. Please do not reproduce or broadcast any content from this document without written permission from the holder of this copyright.

# ENV Department Budget Supplemental

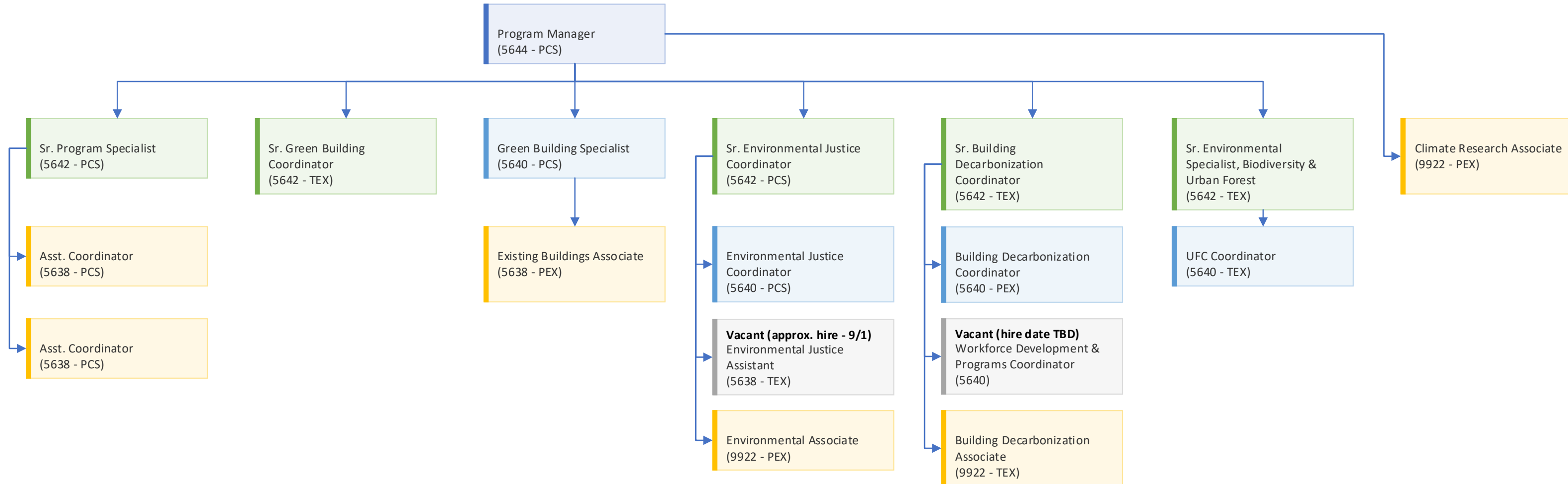
# SF Environment Department High Level Organizational Chart



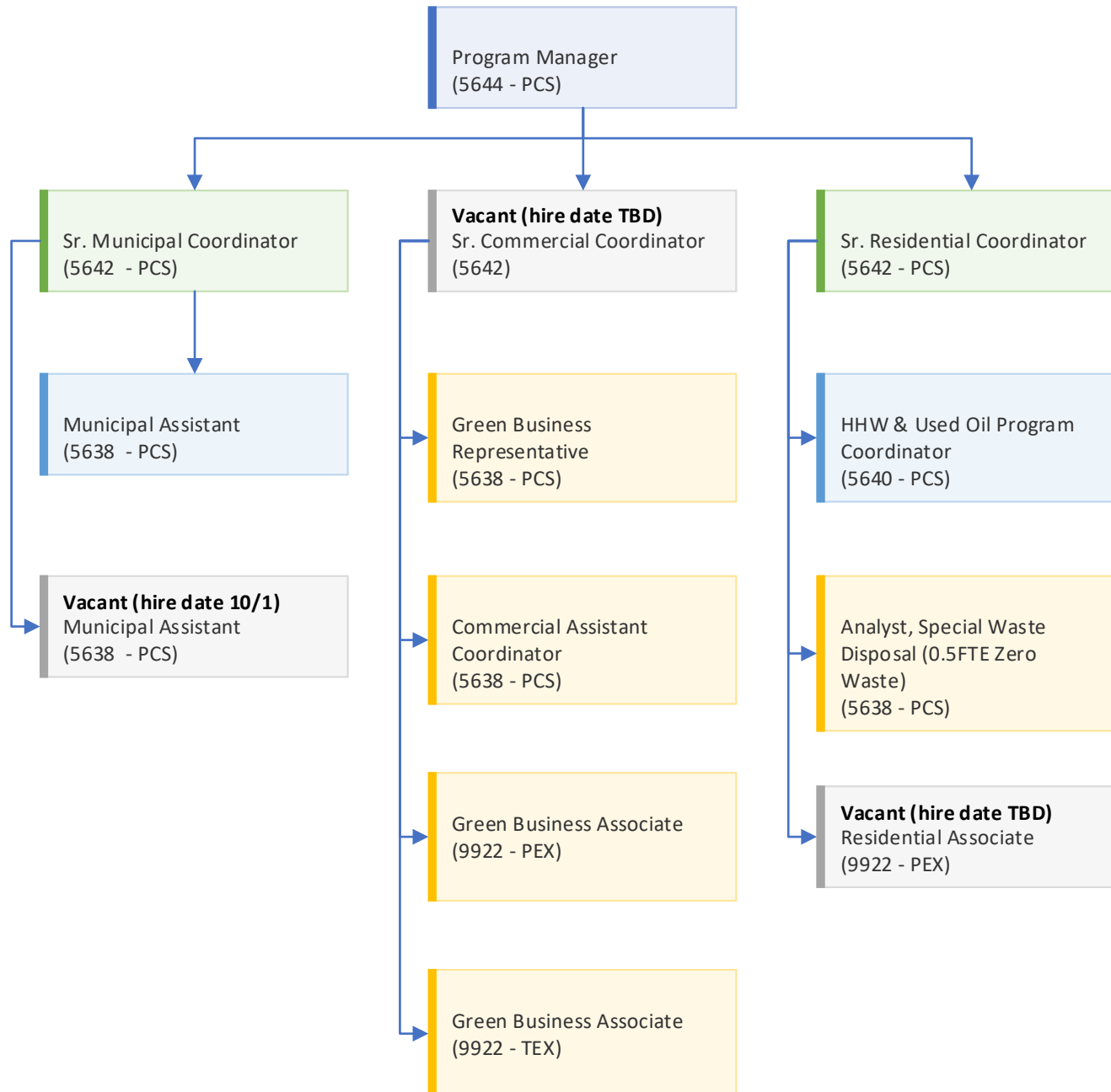
# SF Environment Department Zero Waste Program



# SF Environment Department Climate Program

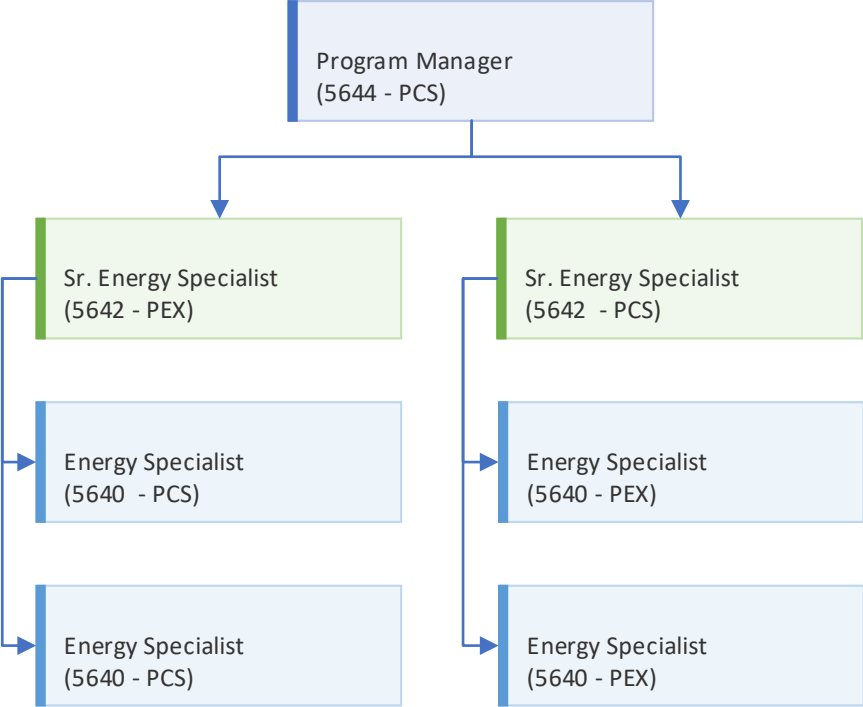


# SF Environment Department Toxics Reduction Program

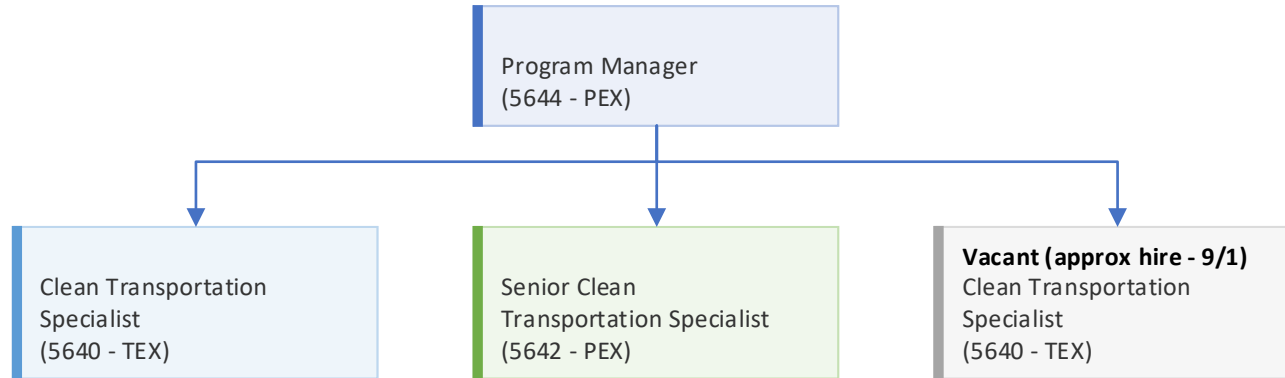




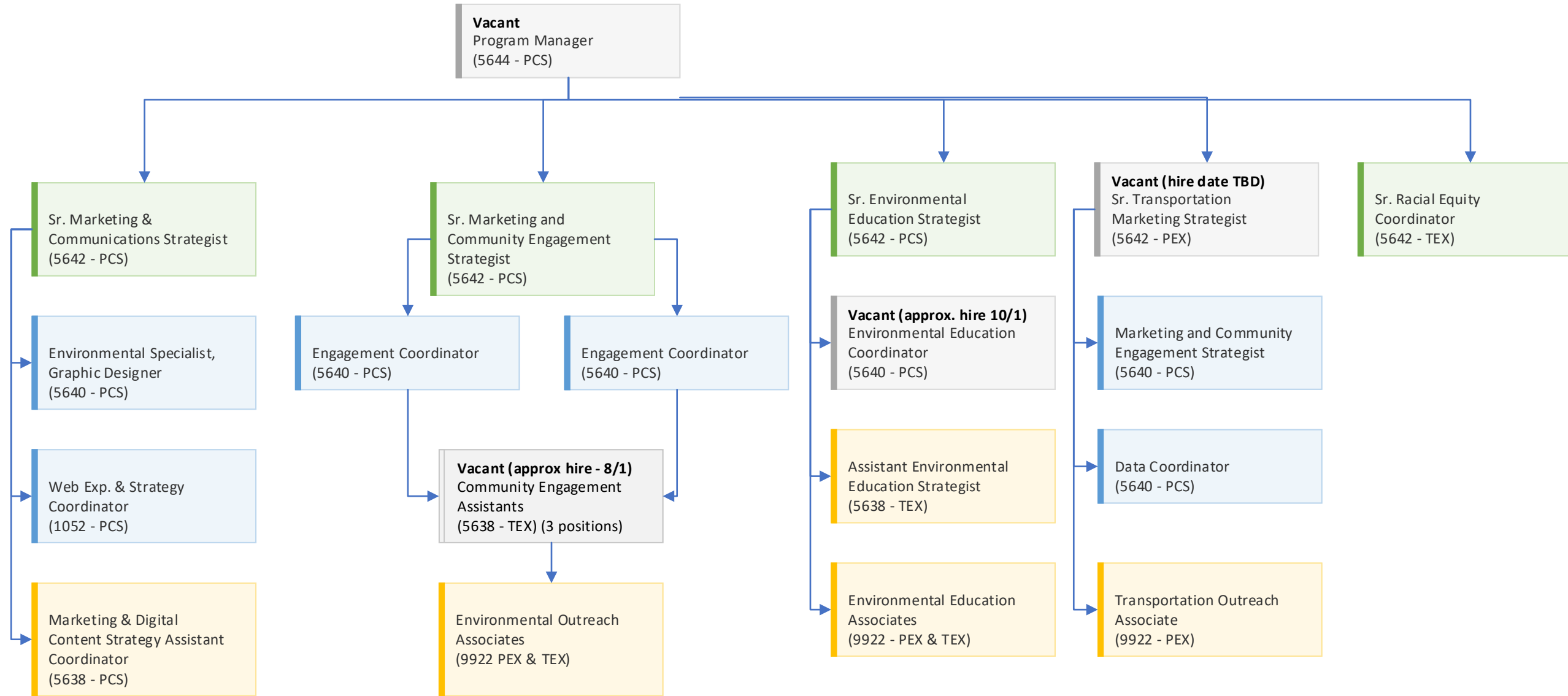
**SF Environment Department  
Energy Program**



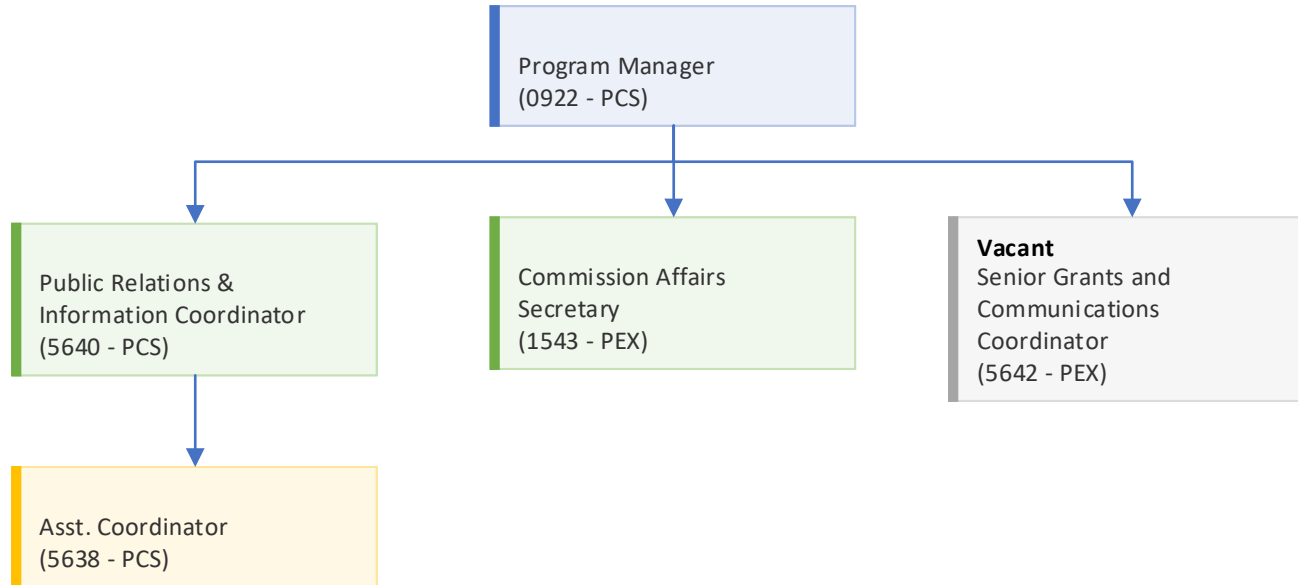
# SF Environment Department Clean Transportation Program



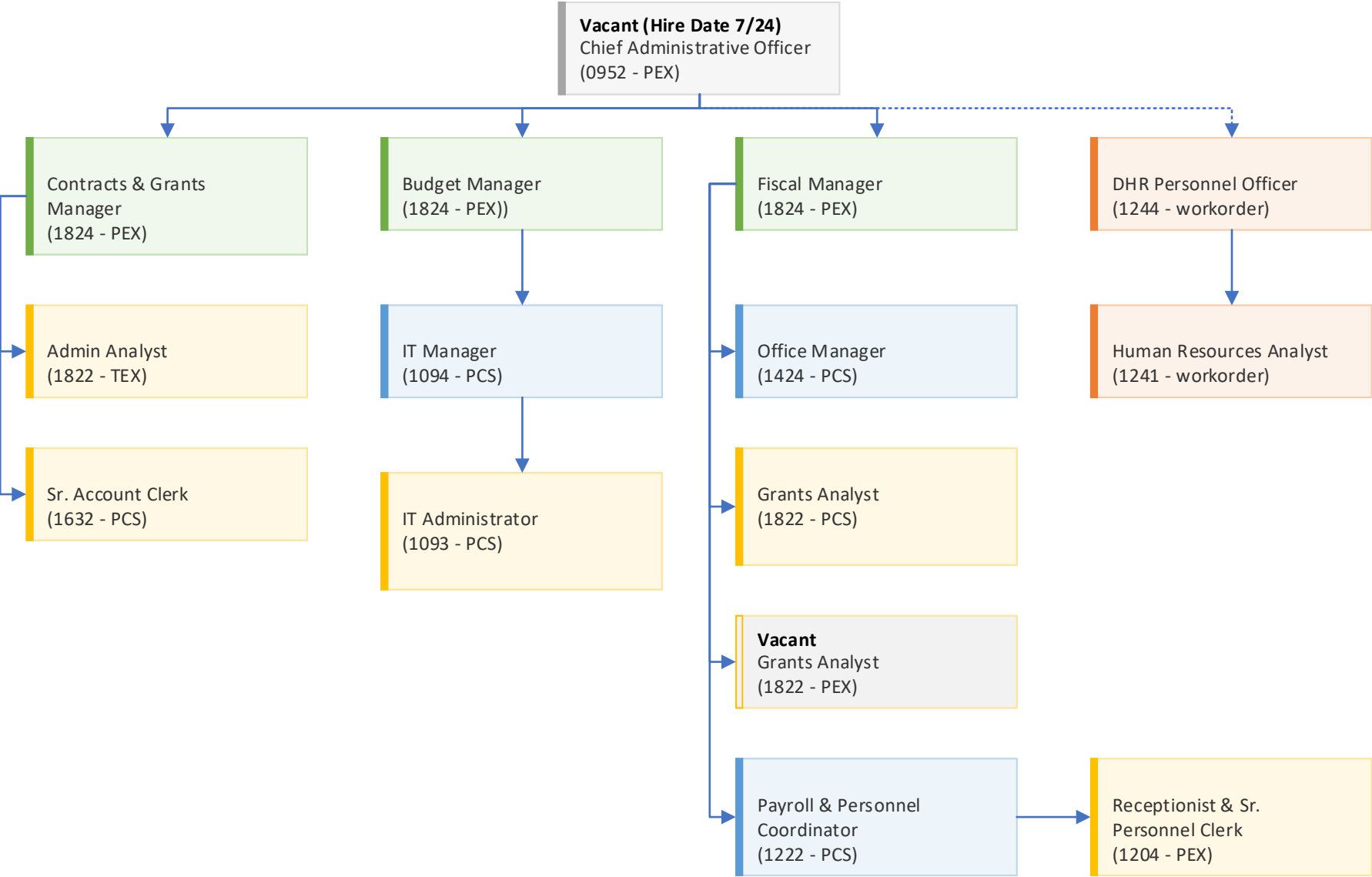
**SF Environment Department  
Community Partnerships & Engagement Team**



# SF Environment Department Policy & Public Affairs Team



# SF Environment Department Administration & Fiscal Team



Question #7 (c): A historic look at the changes to the Environment Department's staffing history over the past 4 years.

Year Description	Positions	Vacancies*
FY 22-23	105	16
FY 21-22	98	22
FY 20-21	97	18
FY 19-20	99	9
FY 18-19	99	9

\*Vacancies recorded at the end of the fiscal year.