

**From:** [Krista Alderson](#)  
**To:** [Jalipa, Brent \(BOS\)](#)  
**Cc:** [Laura Hernandez](#); [Ora Prochovnick](#); [Angie Aukee](#); [Ankit Jain](#); [Yev Kislyuk](#)  
**Subject:** Public Comment from Eviction Defense Collaborative: Benefits of Multi-Year Contracts  
**Date:** Wednesday, October 4, 2023 11:14:25 AM  
**Attachments:** [EDC Public Comment BOS Hearing Benefits of Multi-Year Grants \(2\) \(1\).pdf](#)

---

This message is from outside the City email system. Do not open links or attachments from untrusted sources.

Dear Clerk Jalipa,

Please find attached Eviction Defense Collaborative's public comment for the SF Board of Supervisors Budget and Finance Committee hearing today on the agenda item: Preparation of the City Budget and City Policy Regarding Multi-Year Grants, sponsored by Supervisor Ronen.

Thank you for your consideration.

Sincerely,  
Krista Alderson

--

***Please note: drafted with dictation due to physical limitations. Please forgive typos due to autocorrect.***

*Thank you,*  
*Krista Alderson (pronouns she, her, [Why Pronouns Matter](#))*  
*Interim Co-Executive Director*  
*Eviction Defense Collaborative*  
*Ph: 510-435-2204*  
*F: (415) 947-0331*  
*976 Mission Street, 1st Floor*  
*San Francisco, CA 94103*  
[kristaa@evictiondefense.org](mailto:kristaa@evictiondefense.org)  
[www.evictiondefense.org](http://www.evictiondefense.org)

**\*Response Disclaimer\*:** \*I am sending this correspondence at a time that is convenient for me; I do not expect a response outside of your work hours.\*

[A guest on traditional, unceded Ramaytush Ohlone land.](#)

If you know anyone who needs our help maintaining their housing or shelter (e.g. landlord is trying to evict them, they need help paying their rent, or a shelter is denying them access to shelter services), please direct them to:

- Call or email our Legal Assistance Intake at (415) 659-9184 or [LEGAL@evictiondefense.org](mailto:LEGAL@evictiondefense.org);
- Call or email our Rental Assistance Intake at (415) 470-5211 or [EDCRADCo@evictiondefense.org](mailto:EDCRADCo@evictiondefense.org);
- Call or email or call our Shelter Client Advocate Intake at (415) 669-

0284 or [SCA@evictiondefense.org](mailto:SCA@evictiondefense.org)

- Legal Clinic drop in hours at 976 Mission street:  
M, T, W, F 10am - 11:30am & 1pm - 2:30pm



Date: October 4, 2023

To: San Francisco Board of Supervisors, Budget and Finance Committee

Subject: Public Comment on Preparation of the City Budget and City Policy Regarding Multi-Year Grants: Benefits of Multi-Year Grants for Nonprofits in San Francisco.

Sponsor: Supervisor Ronen

Public Comment submitted by:

Eviction Defense Collaborative, Lead Partner for the San Francisco Tenant Right to Counsel (Eviction Defense Legal Services) and Core Provider for the SF Emergency Rental Assistance Program (Homelessness Prevention Program). EDC is the only SF ERAP provider processing rental applications for tenants with an eviction case.

Public Comment:

Eviction Defense Collaborative (EDC) thanks you for this opportunity to advocate in support of multi-year contracts for Safety Net Nonprofits in San Francisco. EDC is the Lead Partner for the San Francisco Tenant Right to Counsel Program (TRC) which provides Eviction Defense Legal Services to all SF tenants facing eviction and core provider for the SF Emergency Rental Assistance (SF ERAP) Program, processing all rental assistance applications for tenants facing eviction, who have received a UD.

Listed below are the ways in which multi-year grants support the stability of local safety net nonprofits, and how this in turn benefits the underserved communities they serve.

### **Benefits of Multi-Year Grants**

Multi-year grants can be beneficial for nonprofits for several reasons:

1. **Stability and Planning:** Multi-year grants provide financial stability to nonprofits. They allow organizations to plan and execute long-term projects with confidence, knowing that they have funding for an extended period. This stability is especially crucial for nonprofits that work on complex, multi-year initiatives or implementing large-scale programs, like the City's homelessness and eviction prevention programs such as the SF Emergency Rental Assistance Program (SF ERAP) and SF Tenant Right to Counsel (TRC). Again, EDC is a core provider for SF ERAP and is the Lead Partner for SF TRC.



2. **Reduced or Eliminated Timing lags:** Receiving a new grant contract every year for an ongoing program often leads to gaps in funding, where the old grant period has expired, and due to budgetary delays, the new grant is not available to the nonprofit - often for several months into the new fiscal year. This forces nonprofits to make the impossible choice of going out of pocket to continue services, threatening their financial stability, or scaling back or suspending services, which negatively impacts the communities served.
3. **Reduced Administrative Burden:** With multi-year funding, nonprofits can spend less time applying for grants and more time focusing on their mission. This reduces the administrative burden of constantly seeking new sources of funding, as well as drafting and submitting applications that are often nearly unchanged from prior periods, especially in case of long term projects. This allows staff to concentrate on program delivery and impact assessment.
4. **Program Continuity:** Nonprofits often rely on consistent funding to maintain and expand their programs. Multi-year grants ensure that critical services and initiatives can continue without interruption, benefiting the communities they serve. It also prevents long ramp-up and scale-down periods and improves efficiency of program delivery.
5. **Capacity Building:** Long-term funding can enable nonprofits to invest in capacity building, such as staff training, infrastructure development, and technology upgrades. This helps organizations become more efficient and effective in achieving their goals.
6. **Strategic Planning:** Multi-year grants enable nonprofits to engage in strategic planning. We can set clear objectives and long-term goals, and engage in long term financial planning which are essential for sustainable impact.
  - a. This also makes organizations more attractive to other potential donors who want to see a clear vision and plan, and assists nonprofits to diversify their sources of funding and not be overly reliant on public grants.
  - b. Multi-year contracts allow nonprofits to develop long term strategic staffing plans, which ensures a level of job stability to the dedicated staff at nonprofits across the city who work tirelessly to support, serve and protect the most vulnerable communities in our city.
7. **Relationship Building:** Establishing a multi-year relationship with a funder allows nonprofits to build stronger partnerships and communication channels. This can lead to better collaboration, feedback, and mutual understanding of goals and outcomes.
8. **Risk Mitigation:** Multi-year grants provide a buffer against economic uncertainties or unforeseen challenges. Nonprofits can weather financial crises more effectively when they have committed funding for several years. The huge influx of rental assistance



funding during the pandemic, and the sharp funding cliff that we are experiencing in the current and next fiscal year is a classic example of what multi-year contracts can avoid.

9. **Demonstrating Impact:** Longer grant periods give nonprofits the time to demonstrate the effectiveness and impact of their programs through long term, evidence-based results.

Thank you again for this opportunity to advocate for multi-year contracts for San Francisco nonprofits. Their importance cannot be overstated. They stabilize local agencies who comprise the City's safety net of services for San Francisco's most vulnerable communities at the highest risk of eviction, homelessness, food insecurity, and resulting health issues. Multi-year contracts are a relatively simple solution that would generate significant results by providing nonprofits the ability to plan fiscally, operationally, programmatically and produce a higher ROI on the contracts, thereby providing deeper impact for the communities they serve.

Sincerely,

DocuSigned by:

A handwritten signature in black ink that reads 'Krista Alderson'.

645152C42DCB425...  
Krista Alderson

Interim Co-Executive Director

DocuSigned by:

A handwritten signature in black ink that reads 'Angie Aukee'.

D97E5C37D7494C9...  
Angie Aukee

Interim Co-Executive Director

# **Lack of Records and Transparency in City Funding of Nonprofit Wage Increases**

**By Karl Kramer, Michael Clancy, Quinn Kellner, Manush Mirzada, Gizelle Jane Rabi, Noah Cane, Domenique Servin, Bethany Amarillas, Estephanie Lua De La Torre**

**San Francisco Living Wage Coalition  
November, 2022**

# Introduction

**Our City is facing a pending crisis of the implosion of its social infrastructure. There are nearly 5,000 non-profit workers who are performing public services under City contract. These include desk clerks and janitorial staff at supportive housing, and staff at homeless shelters, after-school and summer programs for youth, senior programs, homeless support, violence prevention and mental health services.**

**There is a mass exodus of workers from these low-wage positions because they are struggling to make ends meet with rising inflation and an increased cost-of-living. With the skyrocketing cost of gas, many can no longer afford the hours-long super-commute to work in San Francisco.**

**The Minimum Compensation Ordinance (MCO), which covers city-funded nonprofit workers, IHSS home health care aides and CalWORKs parents in community service jobs, provides a minimum rate increase on July 1 of each year based on the prior year's increase in the Bay Area Consumer Price Index to keep up with inflation. But the wage increase can be deferred unless the City appropriates additional funds to nonprofits and the Controller certifies that such funds are sufficient to pay for the increase.**

**The Office of the Controller issued a report on May 4 on addressing nonprofit wage pressures among the 600 nonprofit service providers with which the City and County of San Francisco contracts to deliver \$1.2 billion in safety net services.**

**The reason for the report was that “low wage levels have led to difficulty hiring and high turnover, impacting client services and service provider stability.”**

**Sources of funding from the City to address wage pressures are for the MCO wage increase and for the Cost-of-Doing-Business (CODB) increase. The CODB applies to other inflationary costs for a nonprofit such as rent, insurance, overhead, and wage increases for those at higher wage rates and the bookkeepers, receptionists and clerical workers who are not funded directly in the city contract.**

**The Controller's report found that “operational challenges often delay roll-out of CODB funds, which can delay wage increases for staff or reimbursement for nonprofits” and that the “Minimum Compensation Ordinance (MCO) supports the lowest wage workforce but is difficult to implement.”**

# Our Purpose

**The San Francisco Living Wage Coalition attempted to track the MCO and CODB allocations to nonprofit organizations.**

**The purpose for tracking these allocations is to confirm that the funds reach nonprofit organizations.**

**After launching a survey, a number of nonprofit organizations noted that they did not, or were unsure, that they received funding for the MCO and/or CODB increases.**

**We found the implementation of MCO and CODB allocations is uneven across departments; specifically, in the understanding of the process and purpose of MCO and CODB, and the transparency of record-keeping.**

**The Fiscal Year 2022-2023 will be much more complicated because there is funding in the budget for a 5.25 percent wage increase and a 3 percent CODB.**

**In a survey that gathered 21 respondents, two organizations reported that they did not receive a 3 percent CODB increase for FY 2021-2022. Four of the organizations responded that they were not sure or did not receive CODB funding for FY2020-2021. Six organizations were not sure or said that they did not receive funding for MCO wage raises in FY 2021-2022.**



# Background

**Amendments to the MCO in 2018 set up a process by the Controller's office to set allocations to departments for the FY 2019-2020.**

**The allocation set by the Controller's Office included funding for the direct costs of raising wages to the new minimum rate but also for wage increases for other employees already earning above the minimum rate up to \$22.50 per hour, which the Controller's Office calls "wage compaction." After FY 2019-2020, setting allocations to nonprofits became the responsibility of each department.**

**A Nov. 5, 2019, memo from the Controller says "The Controller's Office administered the FY 19-20 MCO application to support a fair and transparent process. For FY20-21, each funding department will be responsible for adjusting contracts to reflect costs associated with the MCO. The Mayor's Office will adjust FY20-21 base budgets with appropriate General Fund allocations for these expenditures, and it will be each department's responsibility to ensure FY20-21 contracts accommodate the direct and compaction impacts of the MCO."**

# **Problems in Record Keeping and Transparency**

**The Department of Children, Youth and their Families (CHF), Department of Public Health (DPH), First 5 Commission (CFC), and Human Services Agency (HSA) provided clear records of calculations of the MCO and CODB increases allocated to nonprofits; however, we found other departments were not transparent, did not track relevant information, and did not keep records of allocations for MCO and/or CODB.**

**Although numerous information requests were sent, we did not receive comprehensive figures on allocations, which would serve as evidence that funding went to nonprofit organizations.**

**Some departments reported that they did not keep records of the MCO or CODB allocations to nonprofits.**

**These included the Public Utilities Commission, the Office of City Administrator, the Mayor's Office of Homelessness and Supportive Housing, the Art Commission, the Human Rights Commission, the Adult Probation Department and the Department of Public Works.**

# The Public Utilities Commission

**The Public Utilities Commission Business Services staff wrote in an internal message on December 27 that "we don't have a separate budget for these items so it's impossible to say specially [sic] how much is budgeted." [see appendix 1].**

**This message exchange only became available through filing a Sunshine Ordinance complaint. The PUC had responded that they had no responsive documents to the request.**

**Budget director Laura Bush told the Sunshine Ordinance Task Force Complaint Committee on June 21 that there is "no way for us to see detail level how much is budgeted. We don't have a record of specific amounts to nonprofits."**

# The Office of City Administrator

**The Office of City Administrator had only total sums budgeted to nonprofits and threw out the records of figures they used to reach that total.**

**An email from the Office of City Administrator stated in response to an information request “However, it is important to note when contracts are amended or issued to distribute funds, our finance system will only have the information about the total funds allocated to each contract and would not be able to provide the specific breakdown, such as CODB increase, by contract, as other factors can affect the grant amount received by non-profits by each contract.” [see appendix 2]**

**In a May 17 meeting of the Sunshine Ordinance Task Force Complaint Committee, Vivian Po, representing the Department, said that “specific MCO and CODB information is information that we do not currently have,” and “we do receive a summary but what we don’t have is a specific breakdown of what increases are for MCO and CODB. We have information as a lump sum for each individually.”**

**The information is even more opaque since the MCO funding for FY2019-20 is listed as amounts to four programs – Grants for the Arts, Immigrant and Language Services, Labor Standards, and Treasure Island Development Authority. Each program funds different nonprofits.**

# **The Mayor's Office of Homelessness and Supportive Housing**

**The Mayor's Office of Homelessness and Supportive Housing (HOM) was only able to provide the total budgets for nonprofits for FY 19-20 and FY 20-21.**

**After sending a spreadsheet that duplicated the calculations by the Controller's Office for MCO increases for FY 19-20, HOM could not provide information on CODB increases for FY 19-20, nor MCO and CODB increases for FY 20-21.**

**Jeff Hamilton, Compliance Public Relations Officer, explained that once they added up all the component parts that make up a total allocation for a nonprofit, they enter in the total sum and do not keep records of the individual component amounts. Hamilton said they are not able to "reverse engineer" from the total to identify specific funding sources.**

**Hamilton told the Sunshine Ordinance Task Force Complaint Committee on June 21 that "he sat down with the contract manager and she walked through how they calculated the contracts. In order to provide the figures, she would have to pull data from 69 contracts. They do not have the capacity to pull a report."**

**In late July, Hamilton provided copies of letters sent to nonprofits that informed them of their CODB increase for FY 21-22 that had ended at the beginning of the month. [see appendix 2b]**

# The Human Rights Commission

**The Human Rights Commission's records combine the MCO and the CODB, and they are not able to separate the figures.**

**In response to an information request to identify the groups that received funding for MCO increases for FY 19-20 and FY 20-21 and how much, Cathy Mulkey Meyer, Commission Secretary, wrote in an email on March 16 "we don't have existing records that match your request." [see appendix 3]**

**She told the Sunshine Ordinance Task Force Complaint Committee on June 21 "we sent records that we had. We do not have anything else to say."**

# The Adult Probation Office

**The Adult Probation Department responded to a request for MCO and CODB figures with “There are no Responsive Records for your request.” [see appendix 4]**

**In an email on January 25, Elisa Baeza, Senior Administrative Analyst, said that “in FY 2020-2021, SFAPD received \$11,897 for MCO, and \$80,189 for CODB. SFAPD does not have a breakdown of where these amounts go by agency.” [see appendix 4]**

**At a Sunshine Ordinance Task Force Complaint Committee meeting on May 17, Cristel Tullock, chief probation officer for APD, become combative in questioning the motivation of the information request. “Are you complaining that CBOs are not getting funding? On whose behalf are you asking for this information? What are you trying to prove?,” Turlock said.**

**“What is being requested cannot be aggregated and generated as a report,” Turlock further said. She also laid responsibility for funding allocations on the Controller. “The Controller’s Office manages all of the agencies,” Turlock said.**

# Confusion Related Problems

**There were some departments that did not allocate funding to nonprofits because they were confused about how the MCO is implemented – and which workers are included.**

**Some did not understand the Controller's directive to include wage raises for those above the minimum rate up to \$22.50 per hour.**

**These departments included the Sheriff's Office, the Department on the Status of Women and the Art Commission.**



# The Sheriff's Department

**The Sheriff's Office responded that it "has no responsive records because no such records exist. The Minimum Compensation Ordinance ("MCO") applies if an agency pays below the MCO rate. The Sheriff's Office does not pay below the MCO rate, and does not set nor create MCO allocations." [see appendix 6]**

**There was an ongoing confusion by the Sheriff's Office in their responses that the MCO applied to city employees or civil servants, while it actually applies to non-public-sector employees of city contractors.**

**The Controller's Office memo "MCO: Summary of FY19-20 Allocations to Nonprofit Suppliers" shows \$9,380 allocated to the Sheriff's Office for Community Works West and \$7,990 for San Francisco Conservation Corps.**

**The allocation set by the Controller's Office included funding for the direct costs of raising wages to the new minimum rate but also for wage increases for other employees already earning above the minimum rate up to \$22.50 per hour, which the Controller's Office calls "wage compaction." Alison Lambert, Legal Assistant in the Office of the Sheriff, told the Sunshine Ordinance Task Force Complaint Committee on June 21 "we simply do not have all the records."**

# **The Department on the Status of Women**

**The Department on the Status of Women did not realize that the funding included raises for workers above the minimum rate.**

**Joseph Macaluso, deputy director at the Department on the Status of Women, wrote “please note that DOSW is not in possession of a record for MCO for FY 20-21 as per your request, noting that all contracts throughout city grants program line items have listed salaries at or above the MCO (as confirmed by DOSW at time of contract drafting as well as an additional manual check performed earlier this year), which negated the need to seek any additional funding and thus any corresponding calculations or amounts. As such, no record exists for MCO amounts for FY20-21.” [see appendix 7]**

**In response to an information request, the Controller’s Office said that the Department on the Status of Women was allocated \$46,420 in FY 2020-2021 to provide to nonprofits for wage increases [see appendix 8].**

# The Art Commission

**The Art Commission does not keep records of CODB allocations. The Art Commission also displays confusion about the difference between MCO and CODB.**

**An email from Sally Ma in the Mayor's Office on January 19, 2021, said "ART's allocation of MCO funds from the \$1.5M is \$1,442." [appendix 9a] Jaren Bonillo of the Art Commission asks in a January 29, 2021, email to Kevin Quan "please advise on how best to administer AAACC's COBD [sic] allocation of \$1,442." [appendix 9b]**

**Because of the Art Commission's lack of understanding that it is their responsibility to calculate allocations to nonprofits, only the African American Art and Culture Complex receives MCO allocations from the Art Commission while other cultural centers go starving, even after Art Commission was advised by the Controller's Office to provide MCO allocations to the other cultural centers.**

**Molly Barrons, compliance officer for the SF Arts Commission wrote in a January 29, 2021, email "I am wondering how we could make the MCO funds available to all the Cultural Centers? And/or if the controller's office is going to release another application so that all of the Centers could apply now or in the future? It seems a little skewed that only the folks that applied 2 years ago would be eligible." [see appendix 10]**

# The Art Commission (Cont.)

**In response, Laura Marshall of the Controller's Office wrote in a March 1, 2021, email "I want to remind you that the MCO applies to all grantees that meet the parameters of the ordinance, even if they didn't apply for supplemental funding through the application process we conducted in 2019. It will be up to ART to ensure the amount allocated by the Mayor's Office covers all MCO-related cost increases needed across MCO-eligible contracts, even if they didn't apply for supplemental funding in 2019. The amount allocated is a proxy using that application process but does not define what each contractor needs (meaning you may not actually give it all to AAACC if other contractors in your portfolio also have MCO costs). You should look at the contracts to determine whether there are any employees across your portfolio earning \$16.50 and requiring a raise to \$17.05." [see appendix 11]**

# **The Office of Economic and Workforce Development**

**The Office of Economic and Workforce Development has an opaque process of record keeping that makes it difficult to ascertain whether nonprofits are receiving a funding increase that correlates to the percentage of the MCO or CODB.**

**“In FY 19-20 and FY 20-21, OEWD annually negotiated with nonprofit providers to ensure they had sufficient funding to comply with the associated cost of doing business. The increases related to the cost of doing business are negotiated through the cost per related to deliverables and outcomes.”**  
[appendix 12]

# Problems with Partial Funding

**While in meetings with the Mayor's Budget Office, the Budget Director has stated that their policy is that non-General Fund departments should find alternative sources of funding to provide CODB increases, we found departments such as the PUC and SF Environment did not do this.**

**There are other departments such as SF Works and the District Attorney's Office that apply the CODB increase only to the General Fund part of a nonprofit's budget, and not the other parts that are grants, federal or state funds that are passed through to the department.**

**We have not seen a clear directive to departments stating that they should find alternative sources of funding to augment the non-General Fund portions of budgets to nonprofits.**

# The Department of the Environment

**Joseph Salem of SF Environment responded to an information request stating “As for cost-of-doing-business (CODB), the guidance states the following: ‘further, the adopted FY 2020-21 budget included \$12.6 million for a one-time 3% CODB increase for General Fund non-profit contracts. In order to determine your department’s share of that appropriation, please provide our office with your department’s base FY 2020-21 General Fund contract amount by Thursday, January 21st.’ Because of this guidance, we did not provide any information on our General Fund contracts as we had none. Further, we do not have the discretionary budget to cover costs of that nature.” [see appendix 13]**

# The Department of Public Works

**The Department of Public Works (DPW) applied the FY 21-22 CODB increase to General Fund community-based organizations (CBO) agreements only. [see appendix 14]**

**The Department of Public Works calculated CODB increases for FY 2020-2021 by program, without allocations to specific nonprofits [see appendix 5].**



# **The Human Services Agency and The District Attorney's Office**

**The Human Services Agency (HSA) did not apply CODB increases to “pass-through funds,” grants from outside the City that are designated for a specific purpose [see appendix 15].**

**The District Attorney's Office (DAT) does not provide CODB adjustments for Non-General fund sources to CBOs, only to the General Fund portion of annual grants to CBOs. [see appendix 16].**

# **The Department of Building Inspection**

**The Controller's Office determined an allocation of \$28,660 to the Department of Building Inspection for MCO increases for six nonprofits in FY 2019-20 with the understanding that non-general fund departments were asked to find the money in their own budgets instead of receiving an additional allocation.**

**The funding was not loaded into the department's budget because they indicated it was not needed [see appendix 17].**

**The department provided \$4,608 to one organization and the other organizations had to cover the MCO increase with their existing funds [see appendix 18].**

**The department did not find additional money in its budget, the nonprofits were required to find additional funding in their budgets.**

# Problems with Multi-Year Contracts

**There are departments that do not provide a CODB increase in the first year of a multi-year contract, even if it is with an organization that had the contract the previous year.**

**DPW did not provide CODB increases to CBOs that had new contracts issued even if they were involved with a program the previous year, nor to CBOs that were not new to DPW but were new to a program [see appendix 19].**

**The Mayor's Office of Housing and Community Development (MOHCD) only provides a CODB increase in the second year of a contract. MOHCD did a Request For Proposals (RFP) for most of their grants for FY20-21 [see appendix 20], then as part of a racial equity effort, did a RFP for most of their grants again for FY21-22, when those organizations would have been allocated a CODB increase [see appendix 21].**

# Conclusion

When compared to the allocations to each nonprofit estimated by the Controller's Office for MCO wage increases for FY 2019-2020, on which figures the allocations to departments were based, departments altogether provided figures for allocations to 226 nonprofits, or 77.7 percent of the 295 nonprofits identified by the Controller's Office as needing funding for MCO increases. These reported figures represent 79.5 percent of the \$6.6 million budgeted for MCO increases.

For CODB increases for FY 2019-2020, assuming that all of the nonprofits should have received some increase, departments in total reported increases for 451 nonprofits, or 62.9 percent of the total 717 nonprofits identified by the Controller's Office as contracting with the City. This works out to 93 percent of the \$16.8 million budgeted.

For MCO increases for FY 2020-2021, all departments reported 164 allocations to nonprofits, or 56.2 percent of 295 nonprofits, assuming that those identified by the Controller's Office to need funding in FY 2019-2020 would also need funding in FY 2020-2021. These reported figures accounted for 90 percent of the \$2.125 million budgeted.

For CODB increases for FY 2020-2021, departments reported funding to 403 nonprofits, or 56 percent of the total number of 717 nonprofits, and 12 percent over the allocated budget of \$12.6 million.

For FY 2021-2022, funding for MCO and CODB increases was lumped together. Altogether, departments reported 416 allocations to nonprofits, or 58 percent of the potential number of 717 nonprofits that should have received funding, assuming that all of the nonprofits identified by the Controller's Office should have received an increase. This amounts to 90 percent of the \$19.4 million budgeted.

Due to a lack of transparency in the allocation process by some departments, it is unclear whether funding is being allocated to all eligible nonprofit organizations and whether the amount being budgeted is adequate for providing funds to every nonprofit.

# Appendix

---

# Appendix 1



## City and County of San Francisco Public Record Requests

Karl Kramer

Campaign Co-director

San Francisco Living Wage Coalition

January 8, 2022, 4:11pm by the requester

### External Message

Requester + Staff

Hi,

We have a document from the Controller's Office that funds were allocated to the PUC for the nonprofits Mission Neighborhood Centers, SF Conservation Corps and SF Parks Alliance. Do you have any records of these allocation?

Regards,

Karl Kramer

Campaign Co-director

San Francisco Living Wage Coalition

January 8, 2022, 4:10pm by the requester

### Request Closed

Public

December 29, 2021, 12:32pm by Emily Alt

### External Message

Requester + Staff

Dear Requester,

The SFPUC has no records responsive to this request. Therefore, we consider your request closed.

Best Regards,

SFPUC Public Records

December 29, 2021, 12:32pm by Emily Alt, Point of Contact - External Affairs | Backup - General (Staff)

### Internal Message

Staff Only

Hi Emily,

Laura provided the following as a response back to the requester:

"We don't have a separate budget for these items, so it's impossible to say specially how much is budgeted. However, SFPUC will comply with all laws and Mayoral directives in non-profit contracting."

December 27, 2021, 10:57am by Korey McCormack, Point of Contact - Business Services (Staff)

### Internal Message

Staff Only

Hi Emily,

Business Services does not have any responsive records for this request as we don't budget specifically for these items.



San Francisco Living Wage <sflivingwage@gmail.com>

---

## Information request under Sunshine Ordinance

---

**ADMSunshinerequests (ADM)** <admsunshinerequests@sfgov.org>  
To: Manush Mirzada <manush.mirzada@sjsu.edu>  
Cc: San Francisco Living Wage <sflivingwage@gmail.com>

Wed, May 25, 2022 at 12:47 PM

Hi Manush,

Thank you for your inquiry. The timeline of fund allocation to nonprofits varies contract by contract, depending on grant cycle and practice of each granting agency. However, it is important to note when contracts are amended or issued to distribute funds, our finance system will only have the information about the total funds allocated to each contract and would not be able to provide the specific breakdown, such as CODB increase, by contract, as other factors can affect the grant amount received by non-profits by each contract.

Thank you very much.

The Office of City Administrator

---

**From:** Manush Mirzada <manush.mirzada@sjsu.edu>  
**Sent:** Wednesday, May 11, 2022 3:27 AM  
**To:** ADMSunshinerequests (ADM) <admsunshinerequests@sfgov.org>  
**Cc:** San Francisco Living Wage <sflivingwage@gmail.com>

[Quoted text hidden]

[Quoted text hidden]



San Francisco Living Wage <sflivingwage@gmail.com>

**Update: HSH MCO/CODB numbers**

1 message

Hamilton, Jeffrey (HOM) <jeff.hamilton@sfgov.org>

Wed, Jul 27, 2022 at 3:23 PM

To: San Francisco Living Wage <sflivingwage@gmail.com>, "manush.mirzada@sjsu.edu" <manush.mirzada@sjsu.edu>, Michael Clancy <mclancy@dons.usfca.edu>, "gizellejane.rabi@sjsu.edu" <gizellejane.rabi@sjsu.edu>

Cc: HSHSunshine <HSHSunshine@sfgov.org>

Dear Mr. Kramer,

This email is a follow up to our phone conversation of a few weeks ago. As I mentioned in our call, our staff was scheduled to convene to review your request regarding HSH's allocation of the FY2021-22 Cost-of-Doing-Business (CODB) adjustment, intended to cover costs to comply with the City's minimum compensation ordinance. The purpose of this email is to provide you with an update of the responsive documents from HSH.

CODB for FY 2021-22

HSH staff has distributed letters to all non-profit providers who received a CODB funds for FY 2021-22 indicating the net amount of funds allocated to their agreement budgets. You may access these letters via this Box link: <https://dshs.box.com/s/19057jaxa1azt74d4gq3an2iqzk6tc32>

I think you will find these helpful in assessing this year's allocations.

As for MCO figures for this fiscal year, we have provided you what we have and have no additional responsive records. As we have explained in previous communications, HSH and other City departments received additional funding in FY2019 to provide funding to address nonprofit wages for workers earning at or near the MCO level. Since 2019, HSH calculates the impact of the annual increases to the MCO for its grants and contracts to nonprofit providers as part of our proposed budget submitted to the Mayor in February of each year. Depending on the amount of the CODB adjustment provided to HSH, HSH directs its grantees to apply these funds to cover annual increases in the MCO level. **That said, it is the responsibility of each non-profit agency to ensure it is in compliance with the City's MCO ordinance for their workforce and submit grant agreement budgets to HSH that account for these costs.**

FY 2022-23 Budget update

The FY22-23 budget appropriated \$27 million in discretionary General Fund money citywide to



## Appendix 3

**Leger, Cheryl (BOS)**

---

**From:** San Francisco Living Wage <[sflivingwage@gmail.com](mailto:sflivingwage@gmail.com)>  
**Sent:** Wednesday, April 20, 2022 1:58 PM  
**To:** Leger, Cheryl (BOS); [gizellejane.rabi@sjsu.edu](mailto:gizellejane.rabi@sjsu.edu)  
**Subject:** Fwd: FW: Records Request

Hi Cheryl,  
These are emails that we received from the Human Rights Commission.  
Regards,,  
Karl Kramer

----- Forwarded message -----

**From:** San Francisco Living Wage <[sflivingwage@gmail.com](mailto:sflivingwage@gmail.com)>  
**Date:** Mon, Apr 4, 2022 at 11:01 AM  
**Subject:** Re: FW: Records Request  
**To:** Meyer, Catherine (HRC) <[cathy.mulkeymeyer@sfgov.org](mailto:cathy.mulkeymeyer@sfgov.org)>, <[gizellejane.rabi@sjsu.edu](mailto:gizellejane.rabi@sjsu.edu)>

Hi Catherine,

That information is not helpful. Since the MCO amounts seem to be small, maybe you can identify the groups that received MCO increase funding for FY 19-20 and 20-21,, and how much, and then we can assume the remainder is the CODB funding.

Regards,  
Karl Kramer

On Wed, Mar 16, 2022 at 9:32 AM Meyer, Catherine (HRC) <[cathy.mulkeymeyer@sfgov.org](mailto:cathy.mulkeymeyer@sfgov.org)> wrote:

Hello Karl,

We don't have existing records that match your request. Attached is a presentation from the March 10, 2022 SF Human Rights Commission Meeting, where we did break out the budget/expenses for the Civil Rights Division, comparing 2019, 2020, 2021.

Kind regards,

Cathy Mulkey Meyer, she/her/hers

Commission Secretary

Elisa Baeza, MPP (she/her/they/them)  
Senior Administrative Analyst  
Finance and Administrative Services Division  
San Francisco Adult Probation Department  
Email: [elisa.baeza@sfgov.org](mailto:elisa.baeza@sfgov.org)  
Mailing Address: [945 Bryant Street, SF, CA 94103](https://www.sfgov.org/locations/945-Bryant-Street)  
Phone: [628.652.2349](tel:628.652.2349)  
Main: [628.652.2100](tel:628.652.2100)  
Fax: [628.652.2327](tel:628.652.2327)

CONFIDENTIALITY NOTICE: This communication with its contents may contain confidential and/or legally privileged information. It is solely for the use of the intended recipient(s). Unauthorized interception, review, use or disclosure is prohibited and may violate applicable laws including the Electronic Communications Privacy Act. If you are not the intended recipient, please contact the sender and destroy all copies of the communication.

From: San Francisco Living Wage [<sflivingwage@gmail.com>](mailto:sflivingwage@gmail.com)  
Sent: Thursday, February 3, 2022 9:53:51 PM  
To: Baeza, Elisa (ADP) [<elisa.baeza@sfgov.org>](mailto:elisa.baeza@sfgov.org)  
Subject: Re: Information request under Sunshine Ordinance

Hi Elisa,

What was done with the money if it did not go to the nonprofit agencies?

Regards,

Karl Kramer



Virus-free. [www.avast.com](http://www.avast.com)

On Tue, Jan 25, 2022 at 11:15 AM Baeza, Elisa (ADP) [<elisa.baeza@sfgov.org>](mailto:elisa.baeza@sfgov.org) wrote:

Hello Karl,

SFAPD did receive allocations, something we mentioned in prior records requests to you.

In FY 2020-2021, SFAPD received \$11,897 for MCO, and \$80,189 for CODB.

SFAPD does not have a breakdown of where these amounts go by agency.

I hope this answers your question.

Thank you.

Elisa

**From:** San Francisco Living Wage <[sflivingwage@gmail.com](mailto:sflivingwage@gmail.com)>  
**Sent:** Sunday, January 23, 2022 11:33:56 AM  
**To:** Baeza, Elisa (ADP) <[elisa.baeza@sfgov.org](mailto:elisa.baeza@sfgov.org)>  
**Subject:** Re: information request under Sunshine Ordinance

Hi Elisa,

I wonder if there is a misunderstanding. The Controllers Office showed allocations to ADP for MCO increases in past years. Even if there were no funds that ADP allocated to the nonprofits for the MCO increase, the cost-of-doing-business funds are to be allocated to all organizations regardless of whether they have any workers below the MCO rate.

Regards,

Karl Kramer

On Mon, Jan 10, 2022 at 1:02 PM Baeza, Elisa (ADP) <[elisa.baeza@sfgov.org](mailto:elisa.baeza@sfgov.org)> wrote:

Hello Karl,

Enclosed, please find SFAPD's response to your records request.

If questions, please let us know.

## Appendix 5

We still need the CODB calculations for FY19-20. We may have further questions on how to match programs to organizations for FY20-21.

Regards,

Karl  
February 4, 2022, 1:33pm by the requester

 **External Message** 

Public

Mr. Kramer,

This is the information I received back from our Finance group:

"I have looked through our files and requests in the past and do not have a CODB calculation for FY20. CODB was calculated by program and not by specific nonprofits. What is provided in the folder is what we have done in the past."

Regards,

David A. Steinberg

Custodian of Records

San Francisco Public Works

January 31, 2022, 3:41 pm by David A. Steinberg, Custodian of Records (Staff)

 **External Message** 

Public

Hi David,

We still need the Cost-of-doing-business allocations to nonprofits for FY2019-20. We also would like the CODB allocations for FY2020-21 by nonprofit organizations not programs like we received for the MCO increases. Thank you for giving this your attention.

Regards,

Karl Kramer

January 23, 2022, 1:27pm by the requester

 **External Message** 

Public

Hi David,

We still need the Cost-of-doing-business allocations to nonprofits for FY2019-20. We also would like the CODB allocations for FY2020-21 by nonprofit

## Appendix 6



### OFFICE OF THE SHERIFF CITY AND COUNTY OF SAN FRANCISCO

1 DR. CARLTON B. GOODLETT PLACE  
ROOM 456, CITY HALL  
SAN FRANCISCO, CALIFORNIA 94102



**PAUL MIYAMOTO  
SHERIFF**

May 16, 2022

Via Electronic Mail: [sotf@sfgov.org](mailto:sotf@sfgov.org)

Sunshine Ordinance Task Force  
1 Dr. Carlton B. Goodlett Pl., Room 244  
San Francisco, CA 94102

Re: Sunshine Ordinance Task Force Complaint No. 22034

Dear Sunshine Ordinance Task Force:

The Sheriff's Office responds to Karl Kramer's email dated May 10, 2022, in which Karl Kramer indicated that he is willing to withdraw the complaint if figures for the MCO allocations can be provided as follows:

The Sheriff's Office has no responsive records because no such records exist. The Minimum Compensation Ordinance ("MCO") applies if an agency pays below the MCO rate. The Sheriff's Office does not pay below the MCO rate, and does not set nor create MCO allocations. The Sheriff's Office refers Karl Kramer and the San Francisco Living Wage Coalition to the Mayor's Office and the Office of Labor Standards Enforcement for MCO allocation information.

The Sheriff's Office will send an email to Karl Kramer and Gizelle Rabi that will include a prompt to update their passwords in GovQA so that they will be able to access their original public records request dated December 24, 2021. We also attach to this email a copy of the original Excel spreadsheet that was provided to Karl Kramer on January 20, 2022.

The Sheriff's Office respectfully requests that Karl Kramer withdraw their complaint, given that the Sheriff's Office provided timely responses and records to the San Francisco Living Wage Coalition's public records request.

Please contact me if you have any questions or if there is any further information you may require.

Sincerely,

A handwritten signature in cursive script that reads "Alison Lambert".

Alison Lambert  
Legal Assistant  
San Francisco Sheriff's Office

# Appendix 7



San Francisco Living Wage <sflivingwage@gmail.com>

## PRA Response

3 messages

Macaluso, Joseph (WOM) <joseph.macaluso@sfgov.org>  
To: "sflivingwage@gmail.com" <sflivingwage@gmail.com>  
Cc: "Battung, Lauren Alexandra (WOM)" <lauren.battung@sfgov.org>

Thu, Jan 6, 2022 at 4:24 PM

Dear Mr. Kramer,

Please find attached the records DOSW has in its possession as to fulfill your request:

- MCO FY1920 [see MCO Allocation Summary Memo]
- CODB FY 19-20 [see \_FY 2019-2020 VAW Grant Funding Proposal]
- CODB FY 20-21 -See FY 20-21 Gender Based Violence Grants]

Please note that DOSW is not in possession of a record for MCO for FY 20-21 as per your request, noting that all contracts through our city grants program line items have listed salaries at or above the MCO (as confirmed by DOSW at time of contract drafting as well as an additional manual check performed earlier this year), which negated the need to seek any additional funding and thus any corresponding calculations or amounts. As such, no record exists for MCO amounts for FY20-21.

Please contact me if you have any questions.

Joseph Macaluso, MPA | Chief-of-Staff / Deputy Director  
San Francisco Dept. on the Status of Women  
c: (415) 608-8448 | *Engage. Educate. Empower.*

---

**From:** San Francisco Living Wage <sflivingwage@gmail.com>  
**Sent:** Thursday, December 23, 2021 9:01:04 PM  
**To:** Ellis, Kimberly (WOM) <kimberly.n.ellis@sfgov.org>; Alvarez, Natalie (WOM) <natalie.alvarez@sfgov.org>  
**Subject:** Information request under Sunshine Ordinance

This message is from outside the City email system. Do not open links or attachments from untrusted sources.

Dear Kimberly Ellis and Natalie Alvarez,

We are requesting the following information:

The allocations to the nonprofit organizations with which your department contracts for the additional Minimum Compensation Ordinance

# Appendix 8

## Staff

*Point of Contact*

**Claire Stone (CON)**

## Timeline

### **Request Closed**

Public

This concludes your public records request.

*April 19, 2022, 1:04pm*

### **External Message**

Public

Dear Mr. Kramer,

You are receiving this message because the Controller's Office has identified and released responsive information related to your public information request. We have completed our review for records.

The allocations in FY 2020-2021 were made in the Mayor's proposed budget. These are the amounts for the requested departments and were based on the allocations for the prior fiscal year:

- **Department of Building Inspection: \$28,660 – It is our understanding that non-general fund departments were asked to address this through their budgets vs. receiving an additional allocation.**
- **Office of Economic and Workforce Development: \$136,670**
- **Department of Status of Women: \$46,420**

For Fiscal Year 2019-20, the amount determined for the Department of Building Inspection was \$28,660. This was ultimately not loaded in the Department's budget as they indicated it was not needed. The MCO allocation process and amounts for that year were communicated in this memo: [Minimum Compensation Ordinance: Summary of FY19-20 Allocations to Nonprofit Suppliers](#).

Please also find links below to online tools including SFOpenBook, DataSF and SFController Reports, where the Public has 24/7 access to City budget, financial, supplier and operating data.

- SFOpenBook - <https://openbook.sfgov.org>

## Appendix 9a-1

21 General Fund contract amount?

Thanks!

Kindly,  
Sally

---

**From:** Ma, Sally (MYR)

**Sent:** Wednesday, January 20, 2021 4:05 PM

**To:** Quan, Kevin (ART) <[kevin.r.quan@sfgov.org](mailto:kevin.r.quan@sfgov.org)>; Lee, Joanne (ART) <[joanne.lee1@sfgov.org](mailto:joanne.lee1@sfgov.org)>

**Subject:** RE: Guidance for MCO and CODB Implementation

Hi Kevin,

We applied the same methodology previously conducted by the Controller's Office in order to allocate MCO funds among departments. Please see the memo Ashley attached in her message for details on that methodology.

Kindly,  
Sally

---

**From:** Quan, Kevin (ART)

**Sent:** Wednesday, January 20, 2021 10:46 AM

**To:** Ma, Sally (MYR) <[sally.ma@sfgov.org](mailto:sally.ma@sfgov.org)>; Lee, Joanne (ART) <[joanne.lee1@sfgov.org](mailto:joanne.lee1@sfgov.org)>

**Subject:** Re: Guidance for MCO and CODB Implementation

Good morning Sally,

Can you share the calculation for ART's allocation of \$1,442? Thanks.

Kevin R. Quan

San Francisco Arts Commission  
401 Van Ness Avenue, Suite 327  
San Francisco, CA 94102  
T: 415-252-2230 F: 415-934-1022  
[sfartscommission.org](http://sfartscommission.org)

[e-Newsletter](#) | [Twitter](#) | [Facebook](#) | [YouTube](#) | [Flickr](#)

---

**From:** Ma, Sally (MYR) <[sally.ma@sfgov.org](mailto:sally.ma@sfgov.org)>

**Sent:** Tuesday, January 19, 2021 4:49 PM

**To:** Quan, Kevin (ART) <[kevin.r.quan@sfgov.org](mailto:kevin.r.quan@sfgov.org)>; Lee, Joanne (ART) <[joanne.lee1@sfgov.org](mailto:joanne.lee1@sfgov.org)>

**Subject:** RE: Guidance for MCO and CC DB Implementation

Hi Kevin and Joanne,



## Appendix 9a-2

ART's allocation of MCO funds from the \$1.5M is \$1,442. I'm also attaching the most recent memo from CON for your reference.

We're asking departments to do their best with the information they have to apply that amount across their contracts.

Thank you!

Kindly,  
Sally

**From:** Groffenberger, Ashley (MYR)

**Sent:** Tuesday, January 19, 2021 11:03 AM

**To:** Martinez, Veronica (ADP) <[veronica.martinez@sfgov.org](mailto:veronica.martinez@sfgov.org)>; Quan, Kevin (ART) <[kevin.r.quan@sfgov.org](mailto:kevin.r.quan@sfgov.org)>; Lee, Joanne (ART) <[joanne.lee1@sfgov.org](mailto:joanne.lee1@sfgov.org)>; McMahon, Trisha <[trisha.mcmahon@sfgov.org](mailto:trisha.mcmahon@sfgov.org)>; Nguyen, Adam (ADM) <[adam.nguyen@sfgov.org](mailto:adam.nguyen@sfgov.org)>; Madison, Taras (DBI) <[taras.madison@sfgov.org](mailto:taras.madison@sfgov.org)>; Payton, Denise (CHF) <[denise.payton@dcyf.org](mailto:denise.payton@dcyf.org)>; Whitley, Cigi (HOM) <[gigi.whitley@sfgov.org](mailto:gigi.whitley@sfgov.org)>; Chen, Thomas (HOM) <[thomas.chen@sfgov.org](mailto:thomas.chen@sfgov.org)>; Louie, Jenny (DPH) <[jenny.louie@sfdph.org](mailto:jenny.louie@sfdph.org)>; Alexander, James (DPH) <[james.alexander@sfdph.org](mailto:james.alexander@sfdph.org)>; Salem, Joseph (ENV) <[joseph.salem@sfgov.org](mailto:joseph.salem@sfgov.org)>; Kass, Jennifer (ENV) <[jennifer.kass@sfgov.org](mailto:jennifer.kass@sfgov.org)>; Alvarez, Natalie (WOM) <[natalie.alvarez@sfgov.org](mailto:natalie.alvarez@sfgov.org)>; Clendinen, Eugene (DAT) <[eugene.clendinen@sfgov.org](mailto:eugene.clendinen@sfgov.org)>; Payton, Denise (CHF) <[denise.payton@dcyf.org](mailto:denise.payton@dcyf.org)>; Liang, Jun (HRC) <[jun.liang@sfgov.org](mailto:jun.liang@sfgov.org)>; Gibbs, Emily (HSA) <[emily.gibbs@sfgov.org](mailto:emily.gibbs@sfgov.org)>; Kaplan, Daniel (HSA) <[daniel.kaplan@sfgov.org](mailto:daniel.kaplan@sfgov.org)>; Taylor, Cheryl (JUV) <[cheryl.taylor1@sfgov.org](mailto:cheryl.taylor1@sfgov.org)>; McCloskey, Benjamin (MYR) <[benjamin.mccloskey@sfgov.org](mailto:benjamin.mccloskey@sfgov.org)>; Pascual, Merrick (ECN) <[merrick.pascual@sfgov.org](mailto:merrick.pascual@sfgov.org)>; Robertson, Bruce (DPW) <[bruce.robertson@sfdpw.org](mailto:bruce.robertson@sfdpw.org)>; Macaulay, Devin (DPW) <[devin.macaulay@sfdpw.org](mailto:devin.macaulay@sfdpw.org)>; Hollings, Crispin (SHF) <[crispin.hollings@sfgov.org](mailto:crispin.hollings@sfgov.org)>  
**Cc:** Bangcaya, Matthew (MYR) <[matthew.bangcaya@sfgov.org](mailto:matthew.bangcaya@sfgov.org)>; Duning, Anna (MYR) <[anna.duning@sfgov.org](mailto:anna.duning@sfgov.org)>; Liu, Adrian (MYR) <[adrian.liu@sfgov.org](mailto:adrian.liu@sfgov.org)>; Lynn, Andrea (MYR) <[andrea.lynn@sfgov.org](mailto:andrea.lynn@sfgov.org)>; Ma, Sally (MYR) <[sally.ma@sfgov.org](mailto:sally.ma@sfgov.org)>; Owens, Morgan (MYR) <[morgan.owens@sfgov.org](mailto:morgan.owens@sfgov.org)>; Patil, Lillian (MYR) <[lillian.patil@sfgov.org](mailto:lillian.patil@sfgov.org)>; Taufic, Camilla (MYR) <[camilla.taufic@sfgov.org](mailto:camilla.taufic@sfgov.org)>

**Subject:** Guidance for MCO and CODB Implementation

Department Finance Officers:

This message is intended to inform the implementation of the Minimum Compensation Ordinance (MCO) and non-profit cost of doing business (CODB) increase for FY 2020-21.

As you know, the Controller led a process with nonprofit partners in 2019 to estimate the cost of raising the minimum compensation level. Using the data and allocation methodology from the Controller's previous process, the Controller estimates the costs of this year's MCO increase below, based on a partial year start in Fiscal Year 2020-21 and a full year in Fiscal Year 2021-22:

## Appendix 9b

**To:** Quan, Kevin (ART) <[kevin.r.quan@sfgov.org](mailto:kevin.r.quan@sfgov.org)>  
**Cc:** Lee, Joanne (ART) <[joanne.lee1@sfgov.org](mailto:joanne.lee1@sfgov.org)>; Bonillo, Jaren (ART) <[jaren.bonillo@sfgov.org](mailto:jaren.bonillo@sfgov.org)>  
**Subject:** RE: Guidance for MCO and COBD Implementation

Hi Kevin,  
I am happy to talk with Laura, could you forward me the current memo, so I can get a better understanding of how this is being administered?  
Thanks  
Molly

To learn more about the Arts Commission, please visit this [link to our 2020 Annual Report](#)

**Molly Barrons**

Compliance Officer

*Gender Pronouns: she/her/hers*

A guest on traditional, unceded Ramaytush Ohlone land.

San Francisco Arts Commission  
401 Van Ness Avenue, Suite 325  
San Francisco, CA 94102  
T: 415-252-2235  
[sfartscommission.org](http://sfartscommission.org)

[e-Newsletter](#) | [Twitter](#) | [Facebook](#) | [YouTube](#) | [Flickr](#)

**NOTICE:** *Please be mindful that all correspondence and documents submitted to the San Francisco Arts Commission are public records and, as such, are subject to the [Sunshine Ordinance](#) and can be requested by the public. If this happens, all sensitive personal information, such as Social Security numbers and phone numbers, will be redacted.*

---

**From:** Bonillo, Jaren (ART) <[jaren.bonillo@sfgov.org](mailto:jaren.bonillo@sfgov.org)>  
**Sent:** Friday, January 29, 2021 10:30 AM  
**To:** Quan, Kevin (ART) <[kevin.r.quan@sfgov.org](mailto:kevin.r.quan@sfgov.org)>; Barrons, Molly (ART) <[molly.barrons@sfgov.org](mailto:molly.barrons@sfgov.org)>;  
Lee, Joanne (ART) <[joanne.lee1@sfgov.org](mailto:joanne.lee1@sfgov.org)>  
**Subject:** RE: Guidance for MCO and COBD Implementation

Dear all,  
Confirming that currently, the cultural centers are the only grantees with ongoing grants that support operations, with the exception of some of the multi-year add backs. We would need to research more on what organizations have received add-backs since 2018.

Kevin, please advise on how best to administer AAACC's COBD allocation of \$1,442.

Thanks,  
Jaren

## Appendix 10

**From:** Quan, Kevin (ART)  
**Sent:** Friday, January 29, 2021 10:25 AM  
**To:** Barrons, Molly (ART) <[molly.barrons@sfgov.org](mailto:molly.barrons@sfgov.org)>; Lee, Joanne (ART) <[joanne.lee1@sfgov.org](mailto:joanne.lee1@sfgov.org)>  
**Cc:** Bonillo, Jaren (ART) <[jaren.bonillo@sfgov.org](mailto:jaren.bonillo@sfgov.org)>  
**Subject:** Re: Guidance for MCO and CODB Implementation

Molly,

That might be a question for Laura Marshall to address.

Kevin R. Quan

San Francisco Arts Commission  
401 Van Ness Avenue, Suite 327  
San Francisco, CA 94102  
T: 415-252-2230 F: 415-934-1022  
[sfartscommission.org](http://sfartscommission.org)

[e-Newsletter](#) | [Twitter](#) | [Facebook](#) | [YouTube](#) | [Flickr](#)

---

**From:** Barrons, Molly (ART) <[molly.barrons@sfgov.org](mailto:molly.barrons@sfgov.org)>  
**Sent:** Friday, January 29, 2021 10:13 AM  
**To:** Quan, Kevin (ART) <[kevin.r.quan@sfgov.org](mailto:kevin.r.quan@sfgov.org)>; Lee, Joanne (ART) <[joanne.lee1@sfgov.org](mailto:joanne.lee1@sfgov.org)>  
**Cc:** Bonillo, Jaren (ART) <[jaren.bonillo@sfgov.org](mailto:jaren.bonillo@sfgov.org)>  
**Subject:** RE: Guidance for MCO and CODB Implementation

Hi All,

I am not sure if the more recent memo would answer my question, as I don't have it, but I am wondering how we could make the MCO funds available to all of the Cultural Centers? And/or if the controller's office is going to release another application so that all of the Centers could apply now or in the future? It seems a little skewed that only the folks that applied 2 years ago would be eligible.

Thanks

Molly

To learn more about the Arts Commission, please visit this [link to our 2020 Annual Report](#)

**Molly Barrons**  
Compliance Officer  
*Gender Pronouns: she/her/hers*  
A guest on traditional, unceded Ramaytush C̓olon land.

San Francisco Arts Commission  
401 Van Ness Avenue, Suite 325  
San Francisco, CA 94102  
T: 415-252-2235  
[sfartscommission.org](http://sfartscommission.org)

## Appendix 11

**From:** Marshall, Laura (CON)  
**To:** Barrons, Molly (ART); Pomrenke, Jeffrey (CON)  
**Subject:** RE: Records request re: MCO and CODB Implementation  
**Date:** Monday, March 01, 2021 9:53:48 AM  
**Attachments:** San Francisco Minimum Compensation Ordinance Application.msg

---

Molly,

Attached is the original email about the application process. I want to remind you that the MCO applies to all grantees that meet the parameters of the ordinance (listed in this attached email), even if they didn't apply for supplemental funding through the application process we conducted in 2019. It will be up to ART to ensure the amount allocated by the Mayor's Office covers all MCO-related cost increases needed across MCO-eligible contracts, even if they didn't apply for supplemental funding in 2019. The amount allocated is a proxy using that application process but does not define what each contractor needs (meaning you may not actually give it all to AAACC if other contractors in your portfolio also have MCO costs). You should look at the contracts to determine whether there are any employees across your portfolio earning \$16.50 and requiring a raise to \$17.05.

Thanks,

**Laura Marshall**

San Francisco Controller's Office

[Laura.Marshall@sfgov.org](mailto:Laura.Marshall@sfgov.org)

w. 415-554-7511



---

**From:** Barrons, Molly (ART) <molly.barrons@sfgov.org>  
**Sent:** Friday, February 26, 2021 4:33 PM  
**To:** Marshall, Laura (CON) <laura.marshall@sfgov.org>; Pomrenke, Jeffrey (CON) <jeffrey.pomrenke@sfgov.org>  
**Subject:** Records request re: MCO and CODB Implementation

Hi All,

We have a recurring records request re: the MCO allocation for AAACC. Can you please provide me with the email that was sent to notify nonprofits about the application, per this memo. Thank you for any and all information that you can provide. I think we have 10 days from today.

Thanks

Molly

**Molly Barrons**

Compliance Officer

*Gender Pronouns: she/her/hers*

A guest on traditional, unceded Ramaytush Ohlone land.

## Appendix 12

**In FY 19-20 and FY 20-21, OEWD annually negotiated with nonprofit providers to ensure they had sufficient funding to comply with the associated cost of doing business. The increases related to the cost of doing business are negotiated through the cost per related to deliverables and outcomes.**



ENV

San Francisco Living Wage <sflivingwage@gmail.com>

information request under Sunshine Ordinance

Salem, Joseph (ENV) <joseph.salem@sfgov.org>  
To: San Francisco Living Wage <sfivingwage@gmail.com>  
Cc: "gizellejane.rabi@sjsu.edu" <gizellejane.rabi@sjsu.edu>

Mon, Mar 28, 2022 at 8:17 PM

Hi Karl,

Again, my apologies for taking so long to get back to you on this. In looking into your request, the documents I have show that the San Francisco Conservation Corps was to receive \$3,900 in FY 2020 (I believe the \$2,850 is referring to the line above ours [ECN] on the document you are likely referencing) :

San Francisco Conservation Corps	ENV	\$3,900
----------------------------------	-----	---------

I do not have any record of receiving these funds. For FY 2021, we were asked to provide a cost center for an allotted \$906, which we did. When I did not see the amount in the cost center I provided I assumed we did not receive the funding. In researching this issue I realized that they did, in fact, provide the funding, but they put it in a different, restricted cost center. I will work with the Controller's Office to resolve this.

As for cost-of-doing-business (CODB), the guidance states the following:

"Further, the adopted FY 2020-21 budget included \$12.6 million for a one-time 3% CODB increase for General Fund non-profit contracts. In order to determine your department's share of that appropriation, please provide our office with your department's base FY 2020-21 General Fund contract amount by Thursday, January 21st"

Because of this guidance, we did not provide any information on our General Fund contracts as we had none. Further, we do not have the discretionary budget to cover costs of that nature. If Ashley said that then I'm afraid she is mistaken. The Department of the Environment is a totally unique department within the City. Our funding comes from three sources: Grants, Services of other City Departments (IDS Work Orders), and Solid Waste Impound. Grants and IDS Work Orders are tied dollar-for-dollar to specific deliverables and cannot be used for any other purpose. We do not have the ability to take funds from one area of a grant or work order and apply it to the CODB. It would constitute a breach of our Agreements. Our only other funding source is the Solid Waste Impound Fund and that funding is highly restricted and cannot simply be used for a purpose like this.

While I know we have discussed this previously, I would be happy to speak with you regarding this issue at your earliest convenience.

Thanks,

(Quoted text hidden)

## Appendix 14

**Sent:** Wednesday, February 9, 2022 12:10 PM  
**To:** Macaulay, Devin (DPW) <[devin.macaulay@sfdpw.org](mailto:devin.macaulay@sfdpw.org)>  
**Cc:** Marquez, Jennifer (DPW) <[jennifer.marquez@sfdpw.org](mailto:jennifer.marquez@sfdpw.org)>  
**Subject:** RE: CODB Transfer for FY21-22 CBO Contracts

Correct, *plus* those contracts should be continuing from FY21. If the contracts were newly established in FY22, then they would not be eligible for a 3% CODB in the same year.

**From:** Macaulay, Devin (DPW)  
**Sent:** Wednesday, February 9, 2022 12:03 PM  
**To:** Duning, Anna (MYR) <[anna.duning@sfgov.org](mailto:anna.duning@sfgov.org)>  
**Cc:** Marquez, Jennifer (DPW) <[jennifer.marquez@sfdpw.org](mailto:jennifer.marquez@sfdpw.org)>  
**Subject:** RE: CODB Transfer for FY21-22 CBO Contracts

Thanks Anna, I'll get this number calculated now. To confirm, is this 3.00% applied to the full FY22 contract amount for GF funded CBO agreements only?

Thank you,

Devin Macaulay  
Budget Manager

General Administration/Finance | San Francisco Public Works | City and County of San Francisco | Cell: (415) 850-3760 |  
[sfpublishworks.org](http://sfpublishworks.org) · [twitter.com/sfpublishworks](https://twitter.com/sfpublishworks)

**From:** Duning, Anna (MYR) <[anna.duning@sfgov.org](mailto:anna.duning@sfgov.org)>  
**Sent:** Wednesday, February 9, 2022 10:07 AM  
**To:** Macaulay, Devin (DPW) <[devin.macaulay@sfdpw.org](mailto:devin.macaulay@sfdpw.org)>  
**Cc:** Marquez, Jennifer (DPW) <[jennifer.marquez@sfdpw.org](mailto:jennifer.marquez@sfdpw.org)>  
**Subject:** CODB Transfer for FY21-22 CBO Contracts

Hi Devin,

Following up from earlier this week about the amount of funds you need transferred from GEN to cover a 3% CODB increase on your GF CBO contracts.

Can you please confirm the amount and the chartfields where these funds should be transferred?

Thank you!

Anna



San Francisco Living Wage <sfivingwage@gmail.com>

---

**Information request under Sunshine Ordinance**

---

HSASunshine, (HSA) (DSS) <hsasunshine@sfgov.org>

Mon, Apr 25, 2022 at 10:24 AM

To: Manush Mirzada <manush.mirzada@sjsu.edu>

Cc: San Francisco Living Wage <sfivingwage@gmail.com>, "HSASunshine, (HSA) (DSS)" <hsasunshine@sfgov.org>

As for our understanding...

The City is providing a 3% **Cost of Doing Business (CODB)** increase to non-profit organizations for the FY 21-22.

The CODB funds will be applied to the following costs contained in the budgets of each Grant Agreement:

- Salaries and associated benefits
- Operational costs excluding direct client assistance dollars, capital equipment, or capital improvement costs funded by the department.
- Indirect costs
- General funds and leveraged state and federal funds.

The CODB will not be applied to pass-through funds, new programs, or add-backs that were made effective during FY 21/22.

Please let me know if this is what you are seeking or clarify further for our understanding.

Thanks.

*Ken Peng*

Assistant Custodian of Records

Human Services Agency – Investigations

City and County of San Francisco

1650 Mission St. Suite 500 San Francisco, CA 94103

T. 415.503.4889 | F. 415.355.2306

All Sunshine/Public Records requests should be sent to THIS address. [HSASunshine@sfgov.org](mailto:HSASunshine@sfgov.org).





San Francisco Living Wage <sfivingwage@gmail.com>

---

**Information request under Sunshine Ordinance**

---

Clendinen, Eugene (DAT) <eugene.clendinen@sfgov.org>

Mon, May 2, 2022 at 7:24 AM

To: Manush Mirzada <manush.mirzada@sjsu.edu>

Cc: San Francisco Living Wage <sfivingwage@gmail.com>, SFDA Public Records <SFDA.PublicRecords@sfgov.org>

Manush,

I am not aware of any directive by the Mayor's Office that requires Departments to provide CODB adjustments for Non-General Fund sources to CBO's. The Department only provides CODB adjustments on the General Fund portion for annual grants to CBO's. This methodology is being applied to the 2021-22 FY.

Eugene Clendinen

Pronouns: he/him/his

Chief, Administration & Finance

Office of District Attorney Chesa Boudin

350 Rhode Island Street

North Building, Suite 400N

San Francisco, CA 94103

Cell: (415) 577-4429 \*\*\*\*\*Primary Option\*\*\*\*\*

Direct: 628-652-4030

Main Phone Number 628-652-4000

Fax Number 628-652-4001

This e-mail message may contain confidential or legally privileged information and is intended only for the use of the intended recipient(s). Any unauthorized disclosure, dissemination, distribution, copying or the taking of any action in reliance on the information herein is prohibited. E-mails are not secure and cannot be guaranteed to be error free as they can be intercepted, amended, or contain viruses. Anyone who communicates with us by e-mail is deemed to have accepted these risks. CCSF is not responsible for errors or omissions in this message and denies any responsibility for any damage arising from the use of e-mail. Any opinion and other statement contained in this message and any attachment are solely those of the author and do not necessarily represent those of CCSF.

[Quoted text hidden]

## Appendix 17

for records.

The allocations in FY 2020-2021 were made in the Mayor's proposed budget. These are the amounts for the requested departments and were based on the allocations for the prior fiscal year:

- **Department of Building Inspection: \$28,660 – It is our understanding that non-general fund departments were asked to address this through their budgets vs. receiving an additional allocation.**
- **Office of Economic and Workforce Development: \$136,670**
- **Department of Status of Women: \$46,420**

For Fiscal Year 2019-20, the amount determined for the Department of Building Inspection was \$28,660. This was ultimately not loaded in the Department's budget as they indicated it was not needed. The MCO allocation process and amounts for that year were communicated in this memo: *Minimum Compensation Ordinance: Summary of FY19-20 Allocations to Nonprofit Suppliers.*

Please also find links below to online tools including SFOpenBook, DataSF and SFController Reports, where the Public has 24/7 access to City budget, financial, supplier and operating data.

- SFOpenBook - <https://openbook.sfgov.org>
- DataSF - <https://datasf.org>
- SFController - Reports Search
- CCSF's Public Records Requests - <https://sanfrancisco.nextrequest.com>
- CCSF Index to Records - <https://index.sfgov.org>
- CCSF Board of Supervisors Legislation & Related Reporting - <https://sfgov.legistar.com/Legislation.aspx>

Sincerely,

Office of the Controller

City and County of San Francisco  
April 19, 2022, 1:04 pm by Claire Stone (CON), Principal Analyst, Office of the Controller (Staff)

Staff Only

# Appendix 18-1

[Skip to main content](#)

[Public Record Requests](#)

City and County of San Francisco

Request Visibility:  Unpublished

## Request 21-7131 Closed



### Dates

Received

December 24, 2021 via web

### Requester

 Karl Kramer

 [sflivingwage@gmail.com](mailto:sflivingwage@gmail.com)

 San Francisco Living Wage Coalition

### Staff Assigned

Departments

Building Inspection

Point of contact

Patrick Hannan

### Request

We are requesting the following information:

The allocations to the nonprofit organizations with which your department contracts for the additional Minimum Compensation Ordinance (MCO) funds and the Cost-of-Doing-Business (COBD) funds, as separate figures, for FY2019-2020 and for FY2020-2021. We are looking for the figures to each specific nonprofit.

Thank you for giving this request your attention.

Regards,

Karl Kramer

Campaign Co-director

San Francisco Living Wage Coalition

### Timeline Documents

 External Message 

Requester + Staff

Dear Karl Kramer,

*In FY 19-20, the MCO was increased for the Community Youth Center of SF as their budgeted contract required additional funding for the MCO increase. However, the MCO increase for the remaining contracts was covered with existing funds in the nonprofit contracts and did not require additional funding.*

*In FY 20-21, the MCO increase was covered with the existing funds in the nonprofit contracts and did not require additional funding.*

April 18, 2022, 2:01 pm by Ashly Sowell (Staff)

 **External Message** 

Requester + Staff

Hi Patrick, The information that you sent is incomplete. For FY2019-20 MCO Increases, it only lists \$4,608 for Community Youth Center of SF. The Office of the Controller's report on MCO: Summary of FY19-20 allocations to Nonprofit Suppliers includes \$7,530 for Chinatown Community Development Center, \$11,240 for Tenderloin Housing Clinic, \$570 for SF Study Center, \$2,650 for Dolores Street Community Services, and \$1,990 for Chinese Progressive Association. We again request the MCO increases for FY2020-21. Regards, Karl Kramer Campaign Co-director

April 5, 2022, 4:11 pm by the requester via email

 **Request Closed** 

Public

This concludes your public records request.

 **Document(s) Released to Requester**

Public

Karl Kramer\_Bates.pdf

 **External Message** 

Requester + Staff

We have attached documents responsive to your request.

We have finished conducting our search and found no other documents responsive to your request. Therefore, we consider your request closed.

January 18, 2022, 10:39 am by Ashly Sowell (Staff)

 **Due Date Changed** 

Staff Only

01/17/2022 (was 01/03/2022). Although your request was sent as an Immediate Disclosure Request under San Francisco Administrative Code Section 67.25(a), it will require staff to conduct a review of files in order to find responsive records and is not "simple, routine and readily answerable." Therefore, we are invoking an extension of 14 days to respond to your request per Admin. Code § 67.25(b).

Requester + Staff

## Appendix 19

**From:** [Duning, Anna \(MYR\)](#)  
**To:** [Macaulay, Devin \(DPW\)](#)  
**Cc:** [Marquez, Jennifer \(DPW\)](#)  
**Subject:** RE: CODB Transfer for FY21-22 CBO Contracts  
**Date:** Wednesday, February 9, 2022 4:28:21 PM  
**Attachments:** [image002.jpg](#)

---

I see, thanks for the detail. In this case, I don't think any of these contracts would be eligible since they all started within the current fiscal year. The purpose of CODB is to help CBOs keep up with inflationary pressures on multi-year contracts.

**From:** Macaulay, Devin (DPW)  
**Sent:** Wednesday, February 9, 2022 2:16 PM  
**To:** Duning, Anna (MYR) <[anna.duning@sfgov.org](mailto:anna.duning@sfgov.org)>  
**Cc:** Marquez, Jennifer (DPW) <[jennifer.marquez@sfdpw.org](mailto:jennifer.marquez@sfdpw.org)>  
**Subject:** RE: CODB Transfer for FY21-22 CBO Contracts

Thanks Anna. Can you help us understand the "new" and if eligible direction? Here's some details regarding two of the DPW programs.

**Pit Stop:** Pit Stop Program is a continuing program, however all CBO's had new contracts issued 7/1/21. However, 3 of the 4 CBO's involved with the program were involved in FY21 while one CBO is new as of FY22.

- Are the three CBO's who had been involved in FY21 not eligible due to all having new agreements?
- Is the one CBO provider that is new to the program and new agreement in FY22 not eligible?

**TL Clean:** There was a two CBO's involved.

- The CBO active in FY21, ended services 8/31/21. Is a retroactive 3% CODB applicable? There is no current agreement to apply this.
- The CBO currently providing services, is not new to DPW but is new to the TL Clean Program and starting with new agreement on 11/15/21. Is this provider not eligible due to new agreement?

Thank you,

Devin Macaulay  
Budget Manager

General Administration/Finance | San Francisco Public Works | City and County of San Francisco | Cell: (415) 860-3760 |  
[sfpw.org](http://sfpw.org) · [twitter.com/sfpwpublicworks](https://twitter.com/sfpwpublicworks)

**From:** Duning, Anna (MYR) <[anna.duning@sfgov.org](mailto:anna.duning@sfgov.org)>



San Francisco Living Wage <sfivingwage@gmail.com>

---

**information request under Sunshine Ordinance**

---

Sunshine MOHCD (MYR) <sunshinemohcd@sfgov.org>  
To: San Francisco Living Wage <sfivingwage@gmail.com>  
Cc: "gizellejane.rabi@sjsu.edu" <gizellejane.rabi@sjsu.edu>

Mon, Mar 7, 2022 at 8:54 PM

Dear Mr. Kramer:

Staff have informed me that the list is correct. MOHCD only provides CODB to CBOs who are in years 2+, after submitting a proposal to us via an RFP process. We did an RFP process for most of our grants, with FY20-21 being the first year of the grant agreement.

Please let me know if you have additional questions.

Sincerely,

Barry

Barry Roeder  
SF Mayor's Office of Housing and Community Development

---

From: San Francisco Living Wage <sfivingwage@gmail.com>  
Sent: Monday, March 7, 2022 12:09 PM  
To: Sunshine MOHCD (MYR) <sunshinemohcd@sfgov.org>  
Cc: gizellejane.rabi@sjsu.edu <gizellejane.rabi@sjsu.edu>

[Quoted text hidden]

[Quoted text hidden]



San Francisco Living Wage <sfivingwage@gmail.com>

---

**information request under Sunshine Ordinance**

---

Sunshine MOHCD (MYR) <sunshinemohcd@sfgov.org>  
To: San Francisco Living Wage <sfivingwage@gmail.com>  
Cc: "gizellejane.rabi@sjsu.edu" <gizellejane.rabi@sjsu.edu>

Tue, Mar 8, 2022 at 11:58 AM

Dear Mr. Kramer:

Our CFO responds that:

This is mostly correct, except MOHCD RFP'd most CD grants again for the FY21-22 grant year, as part of our racial equity efforts. Almost all of our CD CBOs will be eligible for CODB in FY22-23.

Regards,

Barry

Barry Roeder  
SF Mayor's Office of Housing and Community Development

---

**From:** San Francisco Living Wage <sfivingwage@gmail.com>

**Sent:** Tuesday, March 8, 2022 10:45 AM

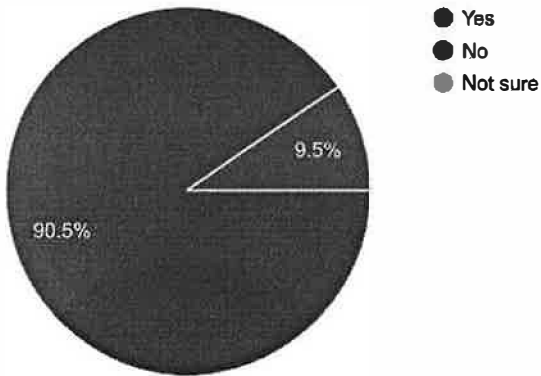
[Quoted text hidden]

[Quoted text hidden]

Did your organization receive a 3 percent Cost-of-Doing-Business (CODB) increase for Fiscal Year 2021-2022?



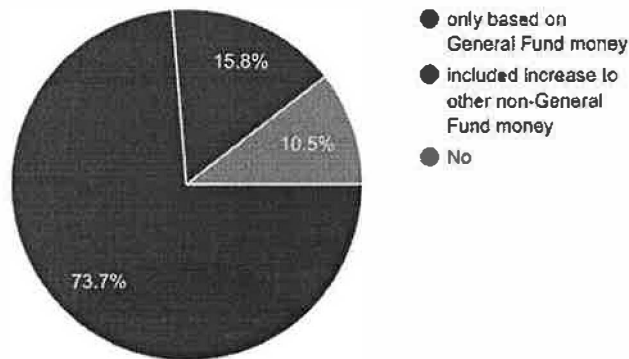
21 responses



Was this CODB increase calculated only on the General Fund money your organizations receives or also applied to other non-General Fund grant money that passes through the City to your organization?



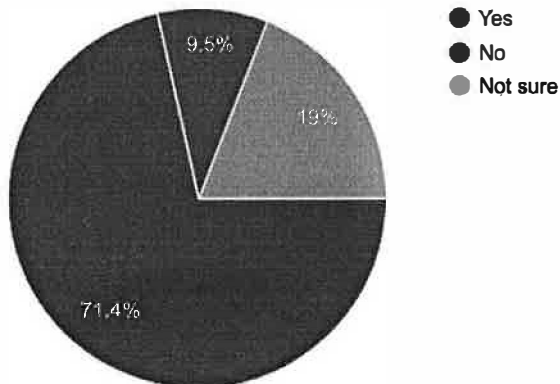
19 responses



Did your organization receive Minimum Compensation Ordinance (MCO) wage increase funding for Fiscal Year 2020-2021?



21 responses





## Appendix 22

2 Kind Rate Total amount of funding in budget	FY2019-2020			FY2020-2021		FY2021-2022
	MCO(Controller)	MCO(Reported by Department)	CODB	MCO	CODB	MCO in CODB (budgeted together)
	5.84%		2.50%	3.31%	3.00%	1.722% part of 3.00%
	\$6,600,000		\$16,800,000	\$2,125,000	\$12,600,000	\$19,400,000
<b>Adult Probation Department (APD)</b>						
Arriba Juntos	\$4,190					
Phatt Chance Community Services, Inc	\$4,150					
Recovery Survival Network	\$14,670					
Tenderloin Housing Clinic, Inc.	\$28,210					
<i>Department Total:</i>	\$51,220					
		0/4	0/4	0/4	0/4	0/4
<b>Arts Commission (ART)</b>						
African American Art and Culture Complex	\$6,210			\$1,442		
<i>Department Total:</i>	\$6,210			\$1,442		
		0/1	0/1	1/1	0/1	0/1
<b>City Administrator (ADM)</b>						
Chinatown Community Development Center	\$940					
Chinese Affirmative Action(subcontractor)	\$21,050					
Chinese Progressive Association	\$3,510					
Community Boards	\$4,750					
CUAV	\$6,841					
Dolores Street Community Services	\$10,330					
Good Samaritan Family Resource Center	\$790					
Grants for the Arts	\$19,310					
Immigrant and Language Svc	\$34,610					
Joe Goode Performance Group	\$830					
Labor Standards	\$3,510					
National Japanese American Historical Society	\$3,650					
San Francisco Parks Alliance	\$940					
San Francisco Shakespeare Festival	\$11,740					
<b>2</b>						
Kind	MCO(Controller)	MCO(Reported by Department)	CODB	MCO	CODB	MCO in CODB (budgeted together)
Rate	5.84%		2.50%	3.31%	3.00%	1.722% part of 3.00%
Total amount of funding in budget	\$6,600,000		\$16,800,000	\$2,125,000	\$12,600,000	\$19,400,000
Self Help for the Elderly	\$1,500					
The Marsh, A Breeding Ground for New Performance	\$3,090					
Toolworks, Inc.	\$11,240					
Treasure Island Dev Auth	\$11,240					
PreTrial Diversion	\$6,098	0/19	0/19	0/19		
<i>Department Total:</i>	\$155,969				0/19	0/19
<b>Department of Building Inspection (DBI)</b>						
Causa Justa: Just Cause			\$7,079		\$7,273	
Chinatown Community Development Center	\$7,530		\$18,434		\$18,942	
Chinese Progressive Association	\$1,990					
Community Youth Center of San Francisco	\$4,680	\$4,608	\$21,000			
Dolores Street Community Services	\$2,650		\$20,739		\$21,310	
Families United Collaborative			\$22,070		\$22,678	
Housing Rights Committee (aka SF Study)			\$13,662		\$14,037	
San Francisco Apartment Association			\$3,771		\$3,876	
San Francisco Study Center Inc.	\$570					
Self Help for the Elderly			\$12,000			
Tenderloin Housing Clinic Inc.	\$11,240		\$26,349		\$24,878	
<i>Department Total:</i>	\$28,660	\$4,608	\$145,104		\$112,994	\$0
		1/6	9/11	0/6	7/11	0/11
<b>Department of Children, Youth and their families (CHF)</b>						
826 Valencia			\$13,500		\$13,906	\$14,322
ABADA - Capoeira San Francisco			\$2,940		\$3,028	\$3,119
African American Art and Culture Complex			\$7,500			
Alm Hlgh for High School	\$9,430	\$9,430	\$12,000	\$10,130	\$12,360	\$12,731
Alive & Free			\$4,500		\$4,635	\$4,774
America SCORES Bay Area			\$6,750		\$6,953	\$7,161

## Appendix 23

2 Kind	FY2019-2020			FY2020-2021		FY2021-2022
	MCO(Controller)	MCO(Reported by Department)	CODB	MCO	CODB	MCO in CODB (budgeted together)
Rate	5.84%		2.50%	3.31%	3.00%	1.722% part of 3.00%
Total amount of funding in budget	\$6,600,000		\$16,800,000	\$2,125,000	\$12,600,000	\$19,400,000
American Conservatory Theater			\$4,500		\$4,635	\$4,774
Arriba Juntos	\$560					
Asian Pacific American Community Center	\$33		\$3,000			\$3,090
Asian Week Foundation					\$600	\$618
Bay Area Community Resources	\$49,380	\$49,380	\$123,270	\$52,381	\$129,070	\$132,940
Bay Area Video Coalition			\$10,050		\$10,352	\$10,662
Bayview Hunters Point Center for Arts and Technology	\$3,030	\$3,030	\$11,580	\$3,030	\$11,928	\$12,285
Bindlestiff Studio			\$780		\$803	\$827
Glide Foundation	\$7,800		\$12,000	\$7,800	\$12,360	\$12,731
Booker T. Washington Community Services Center	\$11,530	\$11,530	\$15,000	\$11,530	\$18,180	\$18,725
Boys & Girls Clubs of San Francisco	\$36,980	\$36,980	\$89,070	\$37,052	\$95,644	\$108,906
Brava! for Women in the Arts	\$870	\$870	\$4,770	\$1,087	\$4,913	\$5,060
Breakthrough San Francisco	\$6,870	\$6,870	\$9,630	\$6,870	\$9,919	\$10,216
Bridges from School to Work			\$6,870		\$7,076	\$7,288
Buena Vista Child Care	\$9,620	\$9,620	\$11,790	\$9,620	\$12,144	\$12,508
California Academy of Sciences	\$11,120	\$11,120	\$6,810	\$15,866	\$7,014	\$7,225
California Lawyers for the Arts				\$600	\$3,750	\$3,863
Catholic Charities	\$5,030	\$5,030	\$7,500	\$5,030	\$7,725	\$7,957
Center on Juvenile and Criminal Justice			\$9,000		\$12,270	\$12,638
Central American Resource Center			\$15,000		\$15,451	\$15,913
Charly Cultural Services Center	\$3,000	\$3,000	\$1,680	\$3,000	\$1,730	\$1,782
Children's After School Arts			\$4,500		\$4,635	\$4,774
Chinatown Community Development Center	\$1,940	\$1,940	\$8,250	\$2,149	\$8,498	\$8,753
Chinese Progressive Association			\$8,100		\$8,344	\$8,594
Circus Center					\$690	\$711
City of Dreams					\$4,890	\$5,037
City Surf Project	\$870	\$870	\$2,910	\$870	\$2,997	\$3,087
Coleman Advocates for Children and Youth	\$1,600	\$1,600	\$5,250	\$1,600	\$5,408	\$5,570
Collective Impact	\$9,190	\$9,190	\$24,750	\$9,250	\$29,447	\$30,331

2 Kind	FY2019-2020			FY2020-2021		FY2021-2022
	MCO(Controller)	MCO(Reported by Department)	CODB	MCO	CODB	MCO in CODB (budgeted together)
Rate	5.84%		2.50%	3.31%	3.00%	1.722% part of 3.00%
Total amount of funding in budget	\$6,600,000		\$16,800,000	\$2,125,000	\$12,600,000	\$19,400,000
College Track			\$3,000		\$3,090	\$3,183
Community Works West, Inc.	\$2,400	\$2,400	\$25,470	\$3,375	\$26,234	\$27,022
Community Youth Center of San Francisco	\$18,040	\$18,040	\$87,390	\$18,040	\$104,263	\$107,390
CommunityGrows			\$6,750		\$6,953	\$7,161
Coro Northern California			\$750		\$773	\$796
Dance Brigade			\$3,750		\$3,863	\$3,978
Donaldina Cameron House	\$15,200	\$15,200	\$15,000	\$15,360	\$15,450	\$15,914
Each One Reach One	\$670					
EduSkate						\$750
Edventure More	\$12,240	\$12,240	\$10,230	\$12,240	\$10,537	\$10,853
Enterprise for Youth			\$15,000		\$15,450	\$15,914
Exploratorium	\$12,280	\$12,280	\$11,490	\$16,231	\$11,835	\$12,190
FACES SF	\$10,860	\$10,860	\$10,500	\$10,897	\$11,139	\$11,139
Felton Institute			\$24,000		\$24,720	\$25,462
Filipino Community Center			\$3,690		\$3,801	\$3,915
First Graduate			\$1,290		\$1,329	\$1,369
Five Keys Schools and Programs			\$6,360		\$6,551	\$6,747
Flyaway Productions			\$1,110		\$1,143	\$1,178
Friendship House Association of American Indians	\$4,260	\$4,260	\$3,150	\$4,260	\$3,245	\$3,342
Girls on the Run of the Bay Area					\$450	\$464
GirlVentures	\$1,570	\$1,570	\$3,000	\$1,654	\$3,090	\$3,183
Good Samaritan Family Resource Center			\$30,600		\$31,369	\$32,309
Greater Farallones Association	\$1,330	\$1,330	\$2,040	\$1,330	\$2,101	\$2,164
Hamilton Families	\$5,020	\$5,020	\$12,000	\$5,020	\$12,360	\$12,731
Handful Players	\$1,850	\$1,850	\$4,350	\$1,850	\$4,481	\$4,615
Health Initiative for Youth			\$4,500		\$4,635	\$4,774
Hearing and Speech Center for Northern California			\$4,260		\$4,387	\$4,519
Homies Organizing the Mission To Empower Youth (HOME)	\$2,500	\$2,500	\$12,090	\$2,500	\$12,453	\$12,826
Horizons at the San Francisco Friends School	\$1,120	\$1,120	\$6,000	\$1,209	\$6,180	\$6,365

## Appendix 24

2 Kind	FY2019-2020			FY2020-2021		FY2021-2022
	MCO(Controller)	MCO(Reported by Department)	CODB	MCO	CODB	MCO in CODB (budgeted together)
Rate	5.84%		2.50%	3.31%	3.00%	1.722% part of 3.00%
Total amount of funding in budget	\$6,600,000		\$16,800,000	\$2,125,000	\$12,600,000	\$19,400,000
Horizons Unlmlited San Francisco	\$13,940	\$13,940	\$21,750	\$16,003	\$22,404	\$23,074
Huckleberry Youth Programs	\$8,370	\$8,370	\$38,589	\$8,370	\$42,747	\$44,028
Hunters Point Family	\$12,360	\$12,360	\$48,150	\$14,407	\$49,597	\$51,083
Indochinese Housing Development Corporation	\$12,930	\$12,930	\$7,500	\$14,796	\$7,725	\$7,957
Ingleside Community Center	\$1,360	\$1,360	\$2,250	\$1,360	\$3,068	\$5,986
Instituto Familiar de la Raza	\$5,350	\$5,350	\$80,204	\$5,350	\$82,610	\$85,089
Jamestown Community Center	\$31,860	\$31,860	\$46,650	\$34,293	\$53,901	\$52,337
Japanese Community Youth Council	\$378,310	\$378,310	\$231,900	\$395,467	\$271,558	\$253,304
Jewish Community Center of San Francisco			\$5,010		\$5,472	\$5,636
Jewish Vocational Service	\$16,720	\$16,720	\$56,250	\$16,989	\$53,588	\$53,696
Juma Ventures	\$4,140	\$4,140	\$6,030	\$4,140	\$6,211	\$6,397
Larkin Street Youth Services	\$16,080	\$16,080	\$20,700	\$18,729	\$21,322	\$21,961
Lavender Youth Recreation & Info Center	\$7,290	\$7,290	\$37,185	\$8,753	\$47,736	\$49,167
Legal Services for Children			\$6,480		\$6,675	\$6,875
Life Learning Academy	\$3,000	\$3,000	\$29,640	\$3,944	\$30,529	\$31,445
Mission Bit			\$6,000		\$6,180	\$6,365
Mission Education Projects Inc.	\$2,550	\$2,550	\$7,500	\$3,323	\$7,725	\$7,957
Mission Graduates	\$33,740	\$33,740	\$43,200	\$33,740	\$65,421	\$63,756
Mission Neighborhood Centers Inc.	\$13,290	\$13,290	\$60,120	\$13,290	\$61,924	\$63,781
Mission Neighborhood Health Center			\$6,000		\$6,180	\$6,365
Mission Science Workshop			\$6,000		\$13,680	\$14,090
Mission Youth Soccer League			\$3,000		\$3,090	\$3,183
MyPath	\$2,270	\$2,270	\$6,000	\$2,304	\$6,180	\$6,365
New Conservatory Theatre Center			\$1,260		\$1,298	\$1,337
New Door Ventures	\$5,680	\$5,680	\$18,750	\$9,411	\$19,313	\$19,892
Niroga Institute			\$8,250		\$8,498	\$8,753
Oasis for Girls			\$14,220		\$14,647	\$15,086
Old Skool Cafe	\$15,000	\$15,000	\$10,500	\$15,801	\$10,815	\$11,139
Our Kids First	\$7,270	\$7,270	\$9,000	\$8,455	\$9,270	\$9,548

2 Kind	FY2019-2020			FY2020-2021		FY2021-2022
	MCO(Controller)	MCO(Reported by Department)	CODB	MCO	CODB	MCO in CODB (budgeted together)
Rate	5.84%		2.50%	3.31%	3.00%	1.722% part of 3.00%
Total amount of funding in budget	\$6,600,000		\$16,800,000	\$2,125,000	\$12,600,000	\$19,400,000
Outward Bound California					\$4,980	\$5,129
Parents for Public Schools of San Francisco						\$3,450
Peer Resources	\$6,250	\$6,250	\$15,360	\$6,250	\$15,821	\$16,295
Performing Art Workshop			\$12,000		\$14,250	\$14,677
Pin@y Education Partnerships			\$6,000		\$6,180	\$6,365
Playworks Educational Energized			\$5,550		\$5,717	\$5,888
Pomeroy Recreation & Rehabilitation Center	\$3,740	\$3,740	\$5,250	\$3,949	\$5,408	\$5,570
Portola Family Connection Center	\$580	\$580	\$8,250	\$634	\$8,498	\$8,752
Potrero Hill Neighborhood House	\$4,290	\$4,290	\$13,500	\$4,368	\$13,905	\$14,322
Project Avary			\$7,170		\$7,385	\$7,607
Project Commotion			\$2,790		\$2,874	\$2,960
Project Level	\$5,140	\$5,140	\$5,250	\$5,140	\$11,214	\$11,551
Queer Women of Color Media Arts Project			\$1,500		\$1,545	\$1,591
Reading Partners	\$700	\$700	\$7,200	\$700	\$7,416	\$7,638
Real Options for City Kids	\$11,590	\$11,590	\$23,400	\$11,590	\$24,102	\$24,825
Rebels Basketball					\$6,750	\$6,953
Richmond Area Multi-Services			\$6,630		\$6,829	\$7,034
Richmond District Neighborhood Center	\$32,920	\$32,920	\$53,430	\$32,920	\$67,604	\$69,630
Safe & Sound			\$10,008		\$300	\$4,317
Samoan Community Development Center	\$8,320	\$8,320	\$26,760	\$8,320	\$50,573	\$52,089
San Francisco Achievers			\$5,880		\$6,056	\$6,238
San Francisco Brown Bombers			\$4,770		\$4,913	\$5,060
San Francisco CASA			\$2,250		\$2,318	\$2,387
San Francisco Conservation Corps			\$8,640		\$8,899	\$9,166
San Francisco LGBT Community Center			\$14,670		\$15,110	\$15,563
San Francisco Students Back on Track			\$4,500	\$35	\$4,635	\$4,774
San Francisco Unified School Districts					\$1,011	
Seven Tepees Youth Program			\$2,280		\$2,348	\$2,419
Southeast Asian Development Center	\$720	\$720	\$8,880	\$724	\$9,146	\$9,421

## Appendix 25

2 Kind	FY2019-2020			FY2020-2021		FY2021-2022
	MCO(Controller)	MCO(Reported by Department)	CODB	MCO	CODB	MCO in CODB (budgeted together)
Rate	5.84%		2.50%	3.31%	3.00%	1.722% part of 3.00%
Total amount of funding in budget	\$6,600,000		\$16,800,000	\$2,125,000	\$12,600,000	\$19,400,000
Spark	\$1,870	\$1,870	\$4,500	\$1,870	\$4,635	\$4,774
Special Services for Groups			\$10,500		\$16,815	\$17,319
Springboard Collaborative			\$8,190		\$8,436	\$8,689
Strategic Energy Innovations			\$6,750		\$6,953	\$7,161
Street Soccer USA			\$6,750		\$6,953	\$7,161
Students Making a Change					\$1,800	\$1,854
Success Center San Francisco	\$2,850	\$3,520	\$27,720	\$3,520	\$28,551	\$29,408
Sunset Youth Services	\$10,130	\$10,130	\$34,351	\$10,130	\$35,380	\$36,442
Talent All Stars	\$810	\$810	\$3,000	\$810	\$3,090	\$3,183
Telegraph Hill Neighborhood Center	\$14,970	\$14,970	\$26,250	\$14,970	\$30,788	\$31,711
Tenderloin Neighborhood Development Corporation			\$7,470		\$7,694	\$7,925
The Arc of San Francisco	\$2,130	\$2,130	\$3,000	\$2,130	\$3,090	\$3,183
The Art of Yoga Project			\$2,250		\$2,318	\$2,387
The Beat Within			\$2,250		\$2,316	\$2,385
The Cross Cultural Family Center	\$2,660	\$2,660	\$12,750	\$2,660	\$13,133	\$13,526
The Marsh. A breeding Ground for new performance	\$1,550	\$1,550	\$5,460	\$1,550	\$5,624	\$5,793
The Salvation Army	\$6,650	\$6,650	\$5,130	\$6,707	\$5,284	\$5,442
The Village Project			\$3,000		\$5,340	\$5,500
Together United Recommitted Forever (T.U.R.F)			\$12,360			
Treasure Island Sailing Center	\$3,870	\$3,870	\$5,280	\$3,894	\$5,438	\$5,602
Ultimate Impact				\$34	\$2,700	\$2,781
United Playaz	\$1,070	\$1,070	\$30,360	\$1,070	\$35,022	\$36,070
University of California, San Francisco			\$9,000		\$9,271	\$9,548
Up on Top	\$2,960	\$2,960	\$6,150	\$2,960	\$6,185	\$6,370
Urban Ed Academy	\$2,030	\$2,030	\$13,200	\$2,030	\$13,597	\$3,978
Urban Sprouts	\$4,620	\$4,620	\$5,520	\$5,056	\$5,686	\$5,856
West Bay Pilipino Multi Service Center	\$8,530	\$8,530	\$8,250	\$8,530	\$8,498	\$11,002
Westside Community Services					\$3,000	\$3,090
Women's Audio Mission			\$5,580		\$5,747	\$5,920

2 Kind	FY2019-2020			FY2020-2021		FY2021-2022
	MCO(Controller)	MCO(Reported by Department)	CODB	MCO	CODB	MCO in CODB (budgeted together)
Rate	5.84%		2.50%	3.31%	3.00%	1.722% part of 3.00%
Total amount of funding in budget	\$6,600,000		\$16,800,000	\$2,125,000	\$12,600,000	\$19,400,000
YMCA of San Francisco	\$97,270	\$97,270	\$277,784	\$91,904	\$279,669	\$292,376
Young Community Developers	\$14,290	\$14,290	\$149,285	\$14,290	\$153,763	\$158,375
Young Women's Freedom Center	\$7,490	\$7,490	\$13,770	\$7,490	\$14,183	\$14,609
Youth Art Exchange			\$7,140		\$7,354	\$7,574
Youth First	\$1,900	\$1,900	\$6,750	\$1,900	\$6,953	\$7,161
Youth Leadership Institute			\$12,000		\$12,360	\$12,731
Youth Speaks	\$500	\$500	\$9,750	\$500	\$10,043	\$10,343
<b>Department Total:</b>	<b>\$1,112,103</b>	<b>\$1,103,710</b>	<b>\$2,592,526</b>	<b>\$1,159,391</b>	<b>\$2,826,057</b>	<b>\$2,895,777</b>
		<b>88/91</b>	<b>143/157</b>	<b>79/91</b>	<b>150/157</b>	<b>152/157</b>

### Department of Environment (ENV)

San Francisco Conservation Corps	\$3,900			\$906		
<b>Department Total:</b>	<b>\$3,900</b>			<b>\$906</b>		<b>\$0</b>
		<b>0/1</b>	<b>0/1</b>	<b>1/1</b>	<b>0/1</b>	<b>0/1</b>

### Department of Homelessness and Supportive Housing (HOM)

A1 Protective Services Inc.						
Applied Survey Research						
Bayview Hunters Point Multi Purpose Senior Services						\$3,378
Board of Trustees for the Glide Foundation	\$4,660	\$4,660				
Bridge Housing Corp						\$2,213
Brilliant Corners						
Catholic Charities	\$55,940	\$55,940				\$314,706
Central City Hospitality House	\$2,780	\$2,770				
Community Awareness & Treatment Services, Inc.	\$59,030	\$59,030				
Community Housing Partnership	\$20,700	\$20,700				
Compass Family Services						
Conard House Inc.	\$79,950	\$79,950				
Chinatown Community Development Center						\$19,330

## Appendix 26

2 Kind Rate	FY2019-2020			FY2020-2021		FY2021-2022
	MCO(Controller)	MCO(Reported by Department)	CODB	MCO	CODB	MCO in CODB (budgeted together)
	5.84%		2.50%	3.31%	3.00%	1.722% part of 3.00%
Total amount of funding in budget	\$6,600,000		\$16,800,000	\$2,125,000	\$12,600,000	\$19,400,000
Dolores Street Community Services	\$84,200	\$84,200				
Edgewood Center for Children and Families	\$2,740	\$2,740				
Episcopal Community Services of San Francisco	\$228,190	\$228,190				\$392,582
Eviction Defense Collaborative Inc						
First Place for Youth						\$16,472
Five Keys Schools and Programs						\$381,093
Focus Strategies						
Glide Community Housing						\$47,935
Hamilton Families	\$61,640	\$61,640				
Healthright 360						
Heluna Health	\$77,260	\$77,260				\$190,028
Homebase the Center for Common Concerns Inc						
Homeless Prenatal Program	\$10,550	\$10,550				
Homeless Youth Alliance						
Horizons Unlimited of San Francisco	\$2,840	\$2,840				
Huckleberry Youth Program						\$74,561
Justice and Diversity Center						
Larkin Street Youth Services	\$9,310	\$9,310				\$387,054
Lutheran Social Services	\$1,380	\$1,380				\$179,538
Mary Elizabeth Inn	\$43,750	\$43,750				
Meals on Wheels						\$112,919
Mercy Housing CA						
Mission Housing Development						16972.23 (20378)
Mission Neighborhood Health Center	\$28,160	\$28,160				\$88,792
Providence Foundation of SF	\$52,570	\$52,570				\$53,275
Regents University of California						
Salvation Army						
San Francisco Food Bank						\$13,556
San Francisco Housing Development						\$7,353

2 Kind Rate	FY2019-2020			FY2020-2021		FY2021-2022
	MCO(Controller)	MCO(Reported by Department)	CODB	MCO	CODB	MCO in CODB (budgeted together)
	5.84%		2.50%	3.31%	3.00%	1.722% part of 3.00%
Total amount of funding in budget	\$6,600,000		\$16,800,000	\$2,125,000	\$12,600,000	\$19,400,000
Secure Transportation Company Inc						
Sequoia Living						\$13,511
St. Vincent De Paul Society of San Francisco	\$150,200	\$150,200				\$404,654
Swords to Plowshares-Veterans Rights Org						
Tenants and Owners Development Corp.						\$8,563
Tenderloin Housing Clinic, Inc.	\$620,700	\$620,700				\$163,845
The Salvation Army	\$51,150	\$51,150				\$41,328
Tides/Dish (Delivering Innovation in Supportive Housing)	\$142,150	\$142,150				\$354,707
Urban Alchemy						
<b>Department Total:</b>	<b>\$1,789,850</b>	<b>\$1,789,840</b>				<b>\$3,271,394</b>
		<b>22/22</b>	<b>0/50</b>	<b>0/22</b>	<b>0/50</b>	<b>24/50</b>

### Department of Public Health (DPH)

A Better Way			\$60,351		\$56,161	\$57,846
Addiction Research and Treatment			\$246,771			
Aguilas Inc. Total			\$11,263		\$11,600	\$11,948
Alternative Family Services	\$540	\$540	\$90,984	\$135	\$79,369	\$81,750
Asian &/and Pacific Islander Wellness Center	\$15,860		\$47,682	\$3,977	\$53,851	\$55,678
BAART Community Health Care			\$14,291		\$17,341	\$17,862
Baker Places, Inc.	\$155,360	\$165,970	\$1,340,663	\$38,954	\$513,446	\$640,008
Bayview Hunters Point Foundation for Community Imprc	\$23,720	\$13,110	\$116,392	\$5,947	\$127,887	\$131,953
Brainstorm			\$6,871		\$3,711	\$3,822
Catholic Charities	\$18,380	\$18,380	\$76,823	\$4,608	\$70,290	\$73,628
Center on Juvenile and Criminal Law			\$6,139		\$12,632	\$13,011
Central City Hospitality House	\$2,900	\$2,900	\$50,062	\$727	\$54,156	\$70,315
City College of San Francisco			\$4,510		\$4,645	\$4,785
Community Awareness & Treatment Services, Inc.	\$157,600	\$149,220	\$184,432	\$2,763		
Community Forward SF						\$205,730
Community Housing Partnership			\$2,763		\$2,847	\$2,932

## Appendix 27

2 Kind Rate	FY2019-2020			FY2020-2021		FY2021-2022
	MCO(Controller)	MCO(Reported by Department)	CODB	MCO	CODB	MCO in CODB (budgeted together)
	5.84%		2.50%	3.31%	3.00%	1.722% part of 3.00%
Total amount of funding in budget	\$6,600,000		\$16,800,000	\$2,125,000	\$12,600,000	\$19,400,000
Community Youth Center of San Francisco	\$1,690	\$1,690	\$25,264	\$424	\$27,911	\$28,772
Conard House Inc.			\$221,555		\$228,201	\$235,048
Contract to BVHP Foundation						\$3,626
Curry Senior Center			\$10,877		\$24,784	\$25,527
Dignity Help			\$38,142		\$38,836	\$40,001
Dolores Street Community Services	\$5,560			\$1,394		
Eastbay Agency for Children			\$3,309		\$3,408	\$3,510
Edgewood Center for Children and Families	\$36,740	\$36,740	\$220,614	\$9,212	\$226,911	\$235,598
Epiphany Center	\$31,030					
Episcopal Community Services			\$33,906		\$34,923	\$35,971
Felton Institute			\$77,415		\$237,922	\$275,895
Friendship House Association of American Indians	\$5,150	\$5,150	\$13,833	\$1,291	\$15,719	\$16,259
Fort Help			\$69,429			
Glide Foundation			\$6,300		\$7,614	\$7,842
HAP					\$17,394	\$17,915
Harm Reduction Coalition			\$9,408		\$13,972	\$16,719
Harm Reduction Therapy Center			\$7,500		\$15,793	\$29,486
Health Right 360			\$557,626		\$767,514	\$724,980
Heluna Health	\$13,420	\$13,420	\$13,466	\$2,657	\$57,906	\$64,497
Homeless Children's Network			\$33,073		\$78,107	\$98,450
Horizons Unlimited of San Francisco	\$10,300	\$10,300	\$40,225	\$2,583	\$45,120	\$62,087
HRTC (TAY Homeless Tx Team Pilot Program)						\$9,993
Huckleberry Youth Programs	\$630	\$630	\$5,082	\$158	\$18,385	\$18,937
Hunters Point Family	\$63,030					
Hyde Street			\$84,906		\$87,454	\$90,077
Infant Parent Program (UCSF-IPP)						\$2,152
Instituto Familiar de la Raza	\$8,400	7150 – 12610	\$106,300	\$3,162	\$117,380	\$125,881
Mission Neighborhood Health Center			\$1,668		\$24,299	\$25,029
Jamestown Community Center			\$7,764		\$10,716	\$12,800

2 Kind Rate	FY2019-2020			FY2020-2021		FY2021-2022
	MCO(Controller)	MCO(Reported by Department)	CODB	MCO	CODB	MCO in CODB (budgeted together)
	5.84%		2.50%	3.31%	3.00%	1.722% part of 3.00%
Total amount of funding in budget	\$6,600,000		\$16,800,000	\$2,125,000	\$12,600,000	\$19,400,000
Japanese Community Youth Council	\$750	\$750	\$12,600	\$188	\$17,927	\$19,446
Jewish Family and Children Services			\$6,892		\$7,099	\$6,472
Justice & Diversity Ctr of the Bar Association of SF			\$16,888			
Larkin Street Youth Services	\$38,010	\$7,120	\$3,173	\$1,785	\$6,481	\$6,771
Latino Commission on Alcohol and Drug Abuse Services	\$41,340	\$41,340	\$44,389	\$10,365	\$52,065	\$54,180
Lavender Youth Recreation and Info Center			\$5,196		\$10,352	\$10,663
Livable City			\$5,502		\$5,667	\$5,837
Maitri Compassionate Care	\$20,310	\$20,310		\$5,092		
Mental Health Association of San Francisco					\$9,000	\$9,270
Mission Council			\$17,514		\$20,870	\$21,496
Mount St. Joseph - St. Elizabeth	\$31,030		\$36,015	\$7,780	\$45,840	\$47,630
NAMI SF	\$8,740	\$8,740		\$2,191		
Native American Health Center	\$2,250	\$2,250	\$3,412	\$564	\$3,514	\$3,619
NICOS					\$10,720	\$11,042
Oakes Children Center			\$51,534		\$51,300	\$52,839
Positive Resources Center			\$50,207		\$84,922	\$81,415
Progress Foundation	\$233,330	\$233,330	\$553,118	\$58,503	\$585,208	\$605,888
Project Open Hand			\$10,245		\$10,552	\$10,869
Raffiki Coalition for Health and Wellness	\$19,480	\$19,480	\$31,164	\$4,884	\$34,401	\$32,606
Regents University of California/SF (subcontractor San Francisco)	\$19,350					\$62,694
RAMS						\$174,923
Richmond Area Multi-Services, Inc.	\$208,050	\$208,050	\$355,784	\$54,711	\$378,811	\$210,819
Safe and Sound			\$4,036		\$7,795	\$8,030
San Francisco AIDS Foundation			\$411,655		\$460,741	\$440,997
San Francisco Foodbank			\$3,174		\$3,269	\$3,367
San Francisco Mental Health Education Funds			\$6,844		\$4,360	\$4,641
San Francisco Public Health Foundation						\$18,497
San Francisco Study Center	\$10,160	\$10,160	\$20,142		\$16,732	\$28,734
SFSVIP program - HR360 Fiscal Intermediary						\$116,218

## Appendix 28

2 Kind	FY2019-2020			FY2020-2021		FY2021-2022
	MCO(Controller)	MCO(Reported by Department)	CODB	MCO	CODB	MCO in CODB (budgeted together)
Rate	5.84%		2.50%	3.31%	3.00%	1.722% part of 3.00%
Total amount of funding in budget	\$6,600,000		\$16,800,000	\$2,125,000	\$12,600,000	\$19,400,000
Seneca Family of Agencies	\$10,490	\$10,490	\$250,438	\$2,630	\$285,591	\$289,636
Shanti Project	\$18,950			\$3,708	\$5,206	\$3,575
Special Services for Groups			\$49,984		\$62,898	\$64,785
St. James Infirmary			\$6,960		\$7,168	\$7,383
Superior Court of CA, County of SF			\$14,547		\$15,043	\$15,495
Swords of Plowshares			\$16,311		\$16,800	\$17,304
University of California San Francisco	\$19,350	\$19,350	\$943,746	\$4,852	\$877,766	\$947,487
Unity Care Group	\$9,360			\$2,347	\$3,281	\$3,505
Victor Group Home			\$13,450		\$13,854	\$14,269
Westcoast Children's Clinic	\$3,560	\$3,560	\$18,095	\$893	\$26,255	\$27,069
Westside CMHC, Inc.						\$138,018
Westside Community Mental Health Center			\$201,519		\$221,281	\$89,887
YMCA of San Francisco	\$23,830	\$23,830	\$77,479		\$93,678	\$100,339
Youth Leadership Institute			\$12,150	\$5,975	\$12,566	\$13,635
<b>Department Total:</b>	<b>\$1,268,650</b>	<b>\$1,026,810</b>	<b>\$7,101,822</b>	<b>\$244,460</b>	<b>\$6,577,218</b>	<b>\$7,359,670</b>
		<b>28/36</b>	<b>68/87</b>	<b>30/36</b>	<b>69/87</b>	<b>78/87</b>

### Department on the Status of Women (WOM)

APA Family Support Services	\$580		\$4,653		\$1,422	\$4,368
Asian Pacific Islander Legal Outreach (Nihonmachi Legal Outreach)			\$14,354		\$4,380	\$13,452
Asian Women's Shelter	\$3,110		\$19,890		\$3,783	\$13,643
Bay Area Legal Aid			\$9,272		\$2,823	\$8,671
Community Initiatives (El/La Para TransLatinas)			\$2,466		\$751	\$2,307
Community United Against Violence			\$5,864		\$1,785	\$5,484
Community Youth Center of San Francisco	\$3,750		\$7,175		\$2,218	\$6,812
Donaldina Cameron House	\$2,440		\$7,951		\$2,442	\$7,502
Filipino Community Center (Filipino-American Developpr)	\$630		\$2,825		\$866	\$2,659
Glide Foundation			\$2,755		\$839	\$2,577
Gum Moon Residence Hall	\$940		\$3,745		\$1,149	\$3,528

2 Kind	FY2019-2020			FY2020-2021		FY2021-2022
	MCO(Controller)	MCO(Reported by Department)	CODB	MCO	CODB	MCO in CODB (budgeted together)
Rate	5.84%		2.50%	3.31%	3.00%	1.722% part of 3.00%
Total amount of funding in budget	\$6,600,000		\$16,800,000	\$2,125,000	\$12,600,000	\$19,400,000
Horizons Unlimited of San Francisco	\$1,530		\$2,476		\$856	\$2,630
Huckleberry Youth Programs					\$1,061	\$2,321
Jewish Family and Children Services			\$3,061		\$932	\$2,863
Justice and Diversity Center of the Bar Association			\$20,927		\$6,372	\$19,572
La Casa de Las Madres			\$23,104		\$7,065	\$23,723
Lavender Youth Recreation and Information Center			\$4,608		\$3,514	\$10,795
Legal Aid at Work			\$2,482		\$926	
Mary Elizabeth Inn	\$4,240		\$5,606		\$1,745	\$5,903
Mission Neighborhood Centers, Inc.	\$2,430		\$7,490		\$2,302	\$7,071
Mujeres Unidas Y Activas	\$500		\$7,571		\$2,310	\$7,094
Not For Sale					\$1,990	
San Francisco Women Against Rape			\$20,779		\$6,327	\$19,432
SF Network Ministries Housing Corp/San Francisco SafeH	\$15,900		\$8,848		\$3,751	\$11,521
St James Infirmary			\$4,884		\$2,678	\$8,226
St Vincent De Paul Society of San Francisco	\$4,130		\$18,283		\$5,419	\$17,253
Women in Dialogue			\$1,717		\$532	\$1,634
Women Organized to Make Abuse Nonexistent (W.O.M.)	\$6,240		\$12,667		\$4,844	\$14,880
Young Women's Freedom Center					\$532	\$1,634
<b>Department Total:</b>	<b>\$46,420</b>		<b>\$225,453</b>		<b>\$75,614</b>	<b>\$227,556</b>
		<b>0/13</b>	<b>25/28</b>	<b>0/13</b>	<b>28/28</b>	<b>26/28</b>

### District Attorney's Office (DAT)

Community Board Program	\$1,150		\$4,872		\$3,044	\$4,750
Communities United Against Violence			\$4,683		\$11,010	\$6,841
SF Pretrial Contract			\$2,103		\$3,044	\$6,098
<b>Department Total:</b>	<b>\$1,150</b>		<b>\$11,658</b>		<b>\$17,098</b>	<b>\$17,689</b>
		<b>0/1</b>	<b>3/3</b>	<b>0/1</b>	<b>3/3</b>	<b>3/3</b>

### First 5 Commission (CFC)

## Appendix 29

2 Kind Rate	FY2019-2020			FY2020-2021		FY2021-2022
	MCO(Controller)	MCO(Reported by Department)	CODB	MCO	CODB	MCO in CODB (budgeted together)
Total amount of funding in budget	\$6,600,000		\$16,800,000	\$2,125,000	\$12,600,000	\$19,400,000
APA Family Support Services	\$12,350	\$12,350	\$62,102	\$15,219	\$63,966	\$57,387
Compass Community Services			\$10,182		\$10,487	\$3,970
Edgewood Center (Edgewood Center for Children and Fa	\$940	\$940	\$17,579	\$1,158	\$18,107	\$15,432
Felton Institute	\$1,250	\$1,250	\$10,154	\$1,540	\$10,459	\$4,429
Board of Trustees of the Glide Foundation	\$3,120	\$3,120	\$11,113	\$3,845	\$11,446	\$4,685
Good Samaritan Family Resource Center	\$14,760	\$14,760	\$13,458	\$18,188	\$13,861	\$11,508
Gum Moon Residence Hall	\$17,740	\$17,740	\$17,025	\$21,860	\$17,533	\$14,156
Homeless Prenatal Program	\$2,010	\$2,010	\$16,811	\$2,477	\$17,315	\$15,282
Instituto Familiar de la Raza			\$43,464		\$35,963	\$20,986
Mission Neighborhood Centers, Inc.	\$1,410	\$1,410		\$1,737	\$15,000	\$15,606
Our Family Coalition			\$9,905		\$10,201	\$3,797
Portola Family Connections	\$2,500	\$2,500	\$31,084	\$3,081	\$32,017	\$16,180
Safe & Sound	\$3,590	\$3,590	\$37,893	\$4,424	\$32,850	\$17,725
South of Market Child Care			\$13,545		\$13,952	\$5,857
Support for Families			\$13,423		\$13,825	\$5,145
Wu Yee Children's Services	\$4,000	\$4,000	\$9,416	\$4,929	\$9,700	\$3,610
YMCA (Bayview and Urban)	\$11,880	\$11,880	\$82,386	\$14,640	\$89,492	\$78,339
<b>Department Total:</b>	<b>\$75,550</b>	<b>\$75,550</b>	<b>\$399,540</b>	<b>\$93,098</b>	<b>\$416,174</b>	<b>\$294,094</b>
		12/12	16/17	12/12	17/17	17/17

### Human Rights Commission (HRC)

Board of Trustees of the Glide Foundation						
Asian & Pacific Island Wellness Center	\$940					
Community Initiatives (Sponsor for El/La Para Translatinas)						\$14,000
Lavender Youth Recreation and Information Center (LYRIC)						\$3,600
San Francisco Community Health Center						\$1,000
St. James Infirmary						\$22,769
<b>Department Total:</b>	<b>\$940</b>					<b>\$41,369</b>
		0/1	0/6	0/1	0/6	4/6

2 Kind Rate	FY2019-2020			FY2020-2021		FY2021-2022
	MCO(Controller)	MCO(Reported by Department)	CODB	MCO	CODB	MCO in CODB (budgeted together)
Total amount of funding in budget	\$6,600,000		\$16,800,000	\$2,125,000	\$12,600,000	\$19,400,000
<b>Human Services Agency (HSA)</b>						
211 San Diego	\$8,740	\$8,740	\$8,919	\$2,010	\$8,919	\$9,447
A Better Way			\$22,496			
Alternative Family Services	\$2,630	\$2,630	\$53,155	\$605	\$53,154	\$57,707
Alzheimer's Association			\$6,304		\$6,493	\$6,688
American Red Cross			\$5,464		\$3,028	\$2,940
Arriba Juntos	\$50,640	\$68,300	\$89,319	\$10,856	\$87,975	\$99,525
Asian Americans Advancing Justice- Asian Law Caucus			\$5,592		\$6,396	\$6,396
Asian Women's Shelter			\$4,176			
Balance			\$6,570		\$6,952	\$7,335
Bay Area Legal Aid			\$12,238		\$9,374	\$9,655
Bayahian Equity Center			\$11,665		\$12,015	\$14,550
Bayview Hunters Point Multipurpose Senior Services	\$46,650	\$46,650	\$77,942	\$9,782	\$79,142	\$123,354
Bernal Heights Neighborhood Center			\$15,783		\$20,403	\$21,028
Glide Foundation	\$9,780	\$19,030	\$57,214	\$2,250	\$60,420	
Booker T. Washington Comm Service Center					\$3,149	\$3,244
Bridge Housing Corp			\$11,413		\$11,303	\$12,108
Brilliant Corners			\$15,534		\$16,001	\$16,481
Catholic Charities	\$18,180	\$10,760	\$31,624	\$4,181	\$29,272	\$59,342
Centro Latino de San Francisco Inc			\$33,415		\$34,418	\$48,247
Children's council of San Francisco			\$509,564			
Chinatown Community Development Center	\$2,160	\$2,160	\$4,496	\$497	\$4,720	\$4,876
Community Housing Partnership			\$14,363		\$14,902	
Community Initiatives			\$10,577			
Community Living Campaign	\$46,800	\$46,800	\$44,207	\$10,764	\$58,544	\$68,160
Community Music Center					\$7,200	\$7,416
Community Technology Network			\$8,313		\$10,541	\$10,857
Community Works West/ Community Works West, INC			\$2,968		\$4,627	\$4,765



## Appendix 30

2 Kind	FY2019-2020			FY2020-2021		FY2021-2022
	MCO(Controller)	MCO(Reported by Department)	CODB	MCO	CODB	MCO in CODB (budgeted together)
Rate	5.84%		2.50%	3.31%	3.00%	1.722% part of 3.00%
Total amount of funding in budget	\$6,600,000		\$16,800,000	\$2,125,000	\$12,600,000	\$19,400,000
Compass Family Services			\$37,507			
Conard House, Inc.	\$1,230	\$1,230	\$4,403	\$283	\$4,767	\$5,004
Covia Foundation			\$1,950		\$2,009	\$2,069
Curry Senior Center			\$28,948		\$35,737	\$37,829
Dress For Success			\$2,634		\$1,460	\$1,503
Edgewood Center for Children and Families	\$6,480	\$6,480	\$17,822	\$1,490	\$18,551	\$19,153
Episcopal Community Services of San Francisco	\$3,760	\$3,760	\$35,648	\$864	\$32,338	\$39,802
Family Builders by Adoption			\$20,275		\$20,883	\$21,510
Family Caregiver Alliance			\$45,853		\$45,834	\$49,017
Family Support Services	\$5,000	\$2,600	\$32,387	\$598	\$31,742	\$31,112
Felton Institute			\$27,292		\$34,602	\$35,634
First Place for Youth			\$41,781		\$42,734	\$44,016
Five Keys Charter Schools			\$2,986		\$3,075	\$8,568
Goodwill Indust of SF San Mateo and Marin			\$7,243		\$4,467	\$4,601
Golden Gate Senior Services	\$4,260	\$4,260	\$26,052	\$980	\$37,701	\$33,165
Gum Moon Residence Hall/ Gum Moon Women's Residence	\$2,810		\$4,074			
Hamilton Families	\$8,990	\$8,990	\$121,093	\$2,068	\$49,836	\$42,247
Help A Mother Out					\$10,894	\$11,221
Homebridge, Inc.	\$651,460	None	\$34,347		\$797,376	\$21,924
Huckleberry Youth Programs			\$14,948		\$15,396	\$15,858
Hunters Point Family	\$18,100	\$18,100	\$11,387	\$4,163	\$15,443	
Homeless Prenatal Program	\$9,120	\$14,390	\$60,712	\$2,098	\$54,106	\$55,792
Immigration Institute of the Bay Area DBA International Inc					\$5,723	\$5,894
Independent Livign Resrc Center of SF			\$11,826		\$12,273	\$11,726
Institute on Aging	\$29,810	\$34,660	\$170,384	\$6,857	\$152,690	\$193,344
Instituto Familiar de la Raza	\$4,830	\$4,830	\$8,294	\$1,111	\$8,688	\$8,982
International Institute of the Bay Area			\$5,556			
Jewish Family and Children Services			\$8,163		\$8,424	\$9,293
Kal Ming	\$55,420		\$119,200			

2 Kind	FY2019-2020			FY2020-2021		FY2021-2022
	MCO(Controller)	MCO(Reported by Department)	CODB	MCO	CODB	MCO in CODB (budgeted together)
Rate	5.84%		2.50%	3.31%	3.00%	1.722% part of 3.00%
Total amount of funding in budget	\$6,600,000		\$16,800,000	\$2,125,000	\$12,600,000	\$19,400,000
Kimochi, Inc.	\$14,360	\$14,360	\$39,730	\$3,303	\$41,135	\$54,179
La Casa De Las Madres			\$8,748		\$9,010	\$9,281
La Raza Centro Legal Inc			\$2,555		\$6,745	\$6,562
Larkin Street Youth Services	\$28,910	None	\$7,065			
Leah's Pantry			\$4,150		\$4,274	\$4,525
Legal Assistance to the Elderly Inc			\$24,503		\$27,970	\$28,840
Lighthouse for the Blind & Visually Impaired	\$1,410	\$1,410	\$9,812	\$324	\$10,477	\$7,600
Low Income Investment Fund			\$74,835			
Meals on Wheels	\$27,600	\$27,600	\$244,083	\$6,348	\$252,646	\$289,447
Mental Health Association of SF			\$8,703		\$8,964	\$9,233
Mercy Housing California			\$11,663		\$11,663	\$12,013
Misson Economic Development Agency					\$2,898	\$3,000
Mission Neighborhood Centers, Inc.	\$40,660	\$5,790	\$145,073	\$1,331	\$19,550	\$18,849
Mt St Joseph- St Elizabeth			\$16,173		\$11,590	\$11,778
Nalls Foundation					\$2,356	\$2,471
National Council on Crime & Delinquency			\$3,204			
Next Village San Francisco			\$3,227		\$8,435	\$10,728
Nihonmachi Legal Outreach DBA API Legal			\$16,638		\$15,387	\$15,823
On Lok Day Services	\$20,030	\$20,030	\$88,223	\$4,607	\$92,595	\$111,968
Open Door Legal			\$3,810		\$4,058	\$5,513
Openhouse			\$21,939		\$23,162	\$33,392
Parents for Public Schools of SF, Inc.	\$17,480		\$6,900			
Project Open Hand			\$83,530		\$89,709	\$112,710
Q Foundation, DBA Aids Housing Alliance			\$18,734		\$11,946	\$6,363
Richmond Area Multi-Services, Inc.(RAMS)	\$2,500	\$2,500	\$69,216	\$575	\$61,230	\$64,844
Russian American Comm Services/ Russian American Community Services			\$18,943		\$19,823	\$24,731
Safe & Sound			\$19,186		\$24,979	\$25,813
San Francisco Clean City Coalition			\$5,287		\$6,366	\$6,643
San Francisco Community College District			\$5,945		\$25,097	

# Appendix 31

2 Kind Rate	FY2019-2020			FY2020-2021		FY2021-2022
	MCO(Controller)	MCO(Reported by Department)	CODB	MCO	CODB	MCO in CODB (budgeted together)
	5.84%		2.50%	3.31%	3.00%	1.722% part of 3.00%
Total amount of funding in budget	\$6,600,000		\$16,800,000	\$2,125,000	\$12,600,000	\$19,400,000
San Francisco Food Bank			\$113,253		\$107,768	\$125,713
San Francisco Senior Center		\$2,700	\$21,080	\$621	\$23,894	
San Francisco LGBT Community Center			\$9,952		\$10,250	\$10,609
San Francisco State University	\$680	\$680	\$38,369			
San Francisco Unified School District			\$209,652		\$191,434	\$7,056
Self Help for the Elderly	\$71,460	\$62,130	\$204,120	\$35,486	\$222,971	\$314,460
Seneca Family of Agencies			\$108,319		\$89,477	\$91,235
Senior & Disability Action			\$17,649		\$18,179	\$18,545
Sequoia Living(Formerly NORCAL Presbyterian)	\$2,700		\$4,500		\$28,523	\$37,262
SF Childcare Providers' Association			\$10,763			
SF In-Home Supportive Services (IHSS) Public Authority	\$14,980	\$14,980	\$14,263	\$3,445	\$14,418	
SF Village			\$9,435		\$9,988	\$10,514
Shanti Project- Central City Hospitality House	\$1,600	\$1,600	\$18,640	\$368	\$37,697	\$54,311
Southwest Community Corp			\$7,579		\$7,807	\$8,041
St Vincent De Paul Society			\$9,941		\$10,240	
Stepping Stone	\$24,530	\$24,530	\$21,955	\$5,642	\$23,350	\$29,016
Swords to Plowshares			\$12,090		\$17,961	\$13,833
Tandem Partners in Early Learning			\$20,027		\$18,608	
Tenderloin Neighborhood Development Corp.	\$57,920	None	\$15,829	\$13,321	\$16,307	\$16,793
The Arc San Francisco			\$3,155		\$3,175	\$10,485
Toolworks, Inc.	\$2,500	\$2,500	\$1,676	\$575	\$1,801	\$1,968
UC Hastings College of Law - MLPFS			\$4,494		\$4,629	\$4,767
Wardrobe for Opportunity			\$256			
Wu Yee Children's Services	\$64,660	\$64,660	\$336,213			
YMCA of San Francisco	\$3,520	\$3,520	\$15,179	\$809	\$23,240	\$28,307
Young Community Developers			\$34,786		\$31,802	\$41,788
<b>Department Total:</b>	<b>\$1,384,350</b>	<b>\$553,360</b>	<b>\$4,191,126</b>	<b>\$138,212</b>	<b>\$3,701,281</b>	<b>\$3,004,394</b>
		<b>34/39</b>	<b>104/110</b>	<b>31/39</b>	<b>94/110</b>	<b>86/110</b>

2 Kind Rate	FY2019-2020			FY2020-2021		FY2021-2022
	MCO(Controller)	MCO(Reported by Department)	CODB	MCO	CODB	MCO in CODB (budgeted together)
	5.84%		2.50%	3.31%	3.00%	1.722% part of 3.00%
Total amount of funding in budget	\$6,600,000		\$16,800,000	\$2,125,000	\$12,600,000	\$19,400,000
<b>Juvenile Probation Department (JUV)</b>						
City Youth Now	\$5,290	\$5,290		\$1,229	\$2,408	
Scholastic Interest Group Foundation INC						\$2,616
Centers for Equity and Success, INC						\$2,128
<b>Department Total:</b>	<b>\$5,290</b>	<b>\$5,290</b>		<b>\$1,229</b>	<b>\$2,408</b>	<b>\$4,744</b>
		<b>1/1</b>	<b>0/3</b>	<b>1/1</b>	<b>1/3</b>	<b>2/3</b>

### Mayor's Office of Housing and Community Development (MYR)

African American Art & Culture Complex						\$5,876
African Advocacy Network					\$4,500	
AIDS Legal Referral Panel of the SF Bay Area			\$1,380			
APA Family Support Services			\$9,386			
A. Phillip Randolph Institute San Francisco						\$2,100
Asian Americans Advancing - Asian Law Caucus			\$7,209			
Asian Pacific American Community Center			\$2,692			
ASIAN, Inc.				\$3,079		
Bay Area Community Resources, Inc. (fiscal sponsor of Portola Neighborhood Association)			\$1,346			
Bay Area Legal Aid			\$28,818			\$6,680
Bayview Hunter's Point Multipurpose Senior Services (in \$1,220		\$1,220	\$1,970			
Bernal Heights Neighborhood Center			\$15,472		\$5,589	\$4,192
Bill Sorro Housing Program			\$6,284		\$1,500	
Booker T Washington Community Services Center	\$570	\$570				
Boys & Girls Clubs of San Francisco						\$1,950
Catholic Charities	\$51,300	\$51,300				
Causa Justa:Just Cause			\$15,703			
Center for Equity and Success					\$1,800	
Central American Resource Center - Carecen of Northerr	\$630	\$630	\$68,429			
Chinatown Community Development Center	\$2,030	\$2,030	\$17,465	\$1,357	\$18,623	\$3,300
Chinese for Affirmative Action			\$8,572	\$4,231		

## Appendix 32

2 Kind Rate	FY2019-2020			FY2020-2021		FY2021-2022
	MCO(Controller)	MCO(Reported by Department)	CODB	MCO	CODB	MCO in CODB (budgeted together)
Total amount of funding in budget	\$6,600,000		\$16,800,000	\$2,125,000	\$12,600,000	\$19,400,000
Chinese Newcomers Service Center	\$2,130	\$2,130	\$1,040			
Chinese Progressive Association	\$1,450	\$1,450	\$10,440			
Collective Impact, DBA Mo' Magic						\$3,750
Community Awareness & Treatment Services, Inc.	\$2,590	\$2,590	\$3,844	\$1,182		\$1,535
Community Youth Center of San Francisco	\$5,630	\$5,630	\$11,760		\$1,500	
Compass Family Services			\$6,199			
Consumer Credit Counseling Service of SF			\$862			
Corporation for Supportive Housing			\$3,053			
Dolores Street Community Services	\$4,300	\$4,300	\$47,677			
Donaldina Cameron House			\$1,380			
Enterprise Community Partners			\$3,844			
Eviction Defense Collaborative			\$41,477		\$9,000	\$10,790
Filipino-American Development Foundation	\$9,440	\$9,440	\$17,496		\$1,500	
Five Keys Schools and Programs			\$2,312			
Friendship House Association of American Indians	\$1,030	\$1,030				
Gay, Lesbian, Bisexual, Transgender Historical Society			\$2,692			
Good Samaritan Family Resources Center of San Francisco			\$1,407		\$4,500	
GRID Alternatives			\$3,940			
Gum Moon Residence Hall	\$4,980	\$4,980	\$3,125	\$3,162	\$2,400	
Hamilton Families			\$2,819			
Homeless Children's Network			\$1,115			\$2,850
Homeless Prenatal Program Inc.			\$919		\$1,500	
Homeownership San Francisco			\$15,451			
Homies Organizing the Mission to Empower Youth (HOMEY)			\$1,960	\$1,818		
House Rights Committee of San Francisco			\$19,402	\$8,819		
Hunters Point Family	\$7,490	\$7,490				
Independent Living Resource Center -SF			\$525			
Jewish Vocational and Career Counseling Service			\$3,844			
Justice & Diversity Center of the Bar Association of San Francisco			\$7,715			

2 Kind Rate	FY2019-2020			FY2020-2021		FY2021-2022
	MCO(Controller)	MCO(Reported by Department)	CODB	MCO	CODB	MCO in CODB (budgeted together)
Total amount of funding in budget	\$6,600,000		\$16,800,000	\$2,125,000	\$12,600,000	\$19,400,000
La Raza Community Resource Center	\$650	\$650	\$6,848		\$4,500	
Larkin Street Youth Services	\$2,840	\$2,840				\$12,000
Lawyers' Committee for Civil Rights of the San Francisco Bay Area			\$2,760			
Legal Assistance to the Elderly			\$788		\$19,500	\$692
Legal Services For Children			\$1,342			
Lower Polk Community Benefit District			\$4,100		\$750	
Maitri Compassionate Care	\$7,820	\$7,820				
Mercy Housing California			\$4,702			
Mission Economic Development Agency			\$3,909		\$3,000	
Mission Housing Development Corporation			\$1,922			
Mission Neighborhood Centers, Inc.	\$1,090	\$1,090	\$1,281			
Mujeres Unidas y Activas			\$5,519			\$750
Nihonmachi Legal Outreach			\$10,082		\$1,500	\$1,025
Northeast Community Federal Credit Union	\$3,370	\$3,370				
Northern California Presbyterian Homes and Services			\$6,192			
Open Door Legal			\$2,563		\$30,900	
Portola Neighborhood Association			\$1,970			
Portero Hill Neighborhood House			\$686			
Public Health Foundation Enterprises, Inc.				\$1,420		\$4,543
Q Foundation: AIDS Housing Alliance			\$7,927			\$13,500
Rebuilding Together San Francisco			\$10,716			
Richmond District Neighborhood Center, Inc.			\$2,076	\$363		
Samoan Community Development Center			\$552			
San Francisco African American Chamber of Commerce Foundation						\$4,350
San Francisco Community Empowerment and Support Group			\$1,346			
San Francisco Community Land Trust			\$673			
San Francisco Conservation Corps	\$1,680	\$1,680				
San Francisco Housing Development Corporation			\$16,747		\$28,383	\$8,665
San Francisco Lesbian Gay Bisexual Transgender Community Center			\$3,035		\$4,500	

# Appendix 33

2 Kind Rate	FY2019-2020			FY2020-2021		FY2021-2022
	MCO(Controller)	MCO(Reported by Department)	CODB	MCO	CODB	MCO in CODB (budgeted together)
Total amount of funding in budget	\$6,600,000		\$16,800,000	\$2,125,000	\$12,600,000	\$19,400,000
San Francisco Study Center, Inc.	\$570	\$570	\$25,686	\$8,819	\$1,500	
Self-Help for the Elderly	\$940	\$940	\$808			
SF CLOUT			\$4,334			
Shanti Project	\$2,350	\$2,350	\$3,214			
Southeast Asian Community Center			\$3,208		\$1,500	
St. James Infirmary					\$4,500	\$1,500
Tabernacle Community Development Corporations			\$8,052		\$7,572	\$5,701
Tenderloin Housing Clinic, Inc.	\$3,750	\$3,750	\$29,614	\$5,718		\$3,313
The Arc of San Francisco	\$3,750	\$3,750	\$919	\$416		
The Bar Association of San Francisco			\$5,393		\$9,000	
The Center for Common Concerns			\$2,627			
The Regents of the University of California			\$3,844			
Tides Center			\$9,084			
United Playaz			\$2,383			
Vietnamese Youth Development Center			\$2,627			
Westside Community Mental Health Center						\$5,343
Wu Yee Children's Services	\$1,160	\$1,160	\$2,898		\$4,500	
YMCA of San Francisco	\$11,140	\$11,140	\$4,509			
Young Men's Christian Association of SF			\$21,461		\$1,800	
<b>Department Total:</b>	<b>\$135,900</b>	<b>\$135,900</b>	<b>\$629,421</b>	<b>\$40,384</b>	<b>\$175,817</b>	<b>\$104,405</b>
		<b>27/27</b>	<b>78/97</b>	<b>6/27</b>	<b>26/97</b>	<b>22/97</b>

**Office of Economic and Workforce Development (ECN)**

509 Cultural Center						
A Philip Randolph Institute SF						
African American Art & Culture Complex						
Anders & Anders Foundation						
Arriba Juntos	\$1,880					
Asian Inc.						

2 Kind Rate	FY2019-2020			FY2020-2021		FY2021-2022
	MCO(Controller)	MCO(Reported by Department)	CODB	MCO	CODB	MCO in CODB (budgeted together)
Total amount of funding in budget	\$6,600,000		\$16,800,000	\$2,125,000	\$12,600,000	\$19,400,000
Bay Area Community Resources						
Bay Area Video Coalition						
Baycat						
Bayview Opera House						
Boys & Girls Club of SF						
Brava for the Women in the Arts						
Brightline Defense Project						
CA Historical Society						
Castro Streetfair						
Castro Upper Market Community Benefit District						
Centers for Equity + Success, Inc.						
Central Market Community Benefit District						
Charly Cultural Services Center	\$9,680					
Chinatown Community Development Center						
Chinese Cultural Foundation of SF						
Chinese for Affirmative Action						
Chinese Historical Society of America						
Chinese Newcomers Service Center						
Chinese Progressive Association	\$2,120					
Citizens Film Inc						
City College of SF						
Civic Center Community Benefit District Inc						
Collective Impact						
Community Initiatives						
Community Vision Capital & Consulting						
Community Youth Center SF						
Counterpulse						
DEV Mission						
Downtown Streets Inc						

# Appendix 34

2 Kind	FY2019-2020			FY2020-2021		FY2021-2022
	MCO(Controller)	MCO(Reported by Department)	CODB	MCO	CODB	MCO in CODB (budgeted together)
Rate	5.84%		2.50%	3.31%	3.00%	1.722% part of 3.00%
Total amount of funding in budget	\$6,600,000		\$16,800,000	\$2,125,000	\$12,600,000	\$19,400,000
Economic Development on Third Enterprise for Youth Exceksior Action Group						
FACES SF	\$31,950					
Fillpino-American Development Foundation						
Fisherman's Wharf Association of SF	\$9,990					
Folsom Street Events						
Fresh Meet Productions						
Global SF						
Goodwill Indust of SF, San Mateo, and Marin						
Greater West Portal Neighborhood Assoc.						
Independent Arts and Media						
Inner Sunset Neighbors						
Japantown Community Benefit District Inc						
Jewish Voc. and Career Counseling SVC (JVS)						
Klva DAF LLC						
L.C. and Lillie Cox Haven of Hope						
Laborers Trying and Retiring Trust Fund						
Larkin Street Youth Services						
Lawyers Committee for Civil Rights						
Local Initiatives Support Corp						
Lower Polk Community Benefit District						
Main Street Launch						
Mission Bit						
Mission Economic Development Agency						
Mission Hiring Hall	\$5,350	\$580				
Mission Language & Vocational Schools Inc						
Mujeres Unidas y Activas						
New Door Ventures						

2 Kind	FY2019-2020			FY2020-2021		FY2021-2022
	MCO(Controller)	MCO(Reported by Department)	CODB	MCO	CODB	MCO in CODB (budgeted together)
Rate	5.84%		2.50%	3.31%	3.00%	1.722% part of 3.00%
Total amount of funding in budget	\$6,600,000		\$16,800,000	\$2,125,000	\$12,600,000	\$19,400,000
No of Market/Tenderloin Com Benefit Corp						
Noe Valley Association						
North Beach Citizens						
Northeast Community Federal Credit Union	\$4,200	\$4,200				
Portola Valley Connections Inc						
PRC						
Renaissance Entrepreneurship Center						
Renaissance Parents of Success						
Richmond Area Multi-Services Inc						
Richmond District Neighborhood Ctr Inc						
Samasource Inc						
San Francisco Architectural Heritage						
San Francisco Chamber of Commerce						
San Francisco Conservation Corps	\$2,850	\$2,850				
San Francisco Film Society						
San Francisco Parks Alliance						
San Francisco Study Center Inc						
Self-Help for the Elderly	\$19,100	\$19,100				
SFMade Inc						
Silicon Valley Community Foundation						
Southeast Asian Development Center						
St. James Infirmary						
Swords to Plowshares- Veterans Rights Org						
Taraval Parkside Merchants Association						
The Arc of San Francisco	\$2,750	\$2,750				
The East Cut Community Benefit District						
The SF LGBT Community Center						
The Trust for Public Land						
Toolswork Inc						

# Appendix 35

2 Kind Rate Total amount of funding in budget	FY2019-2020			FY2020-2021		FY2021-2022
	MCO(Controller)	MCO(Reported by Department)	CODB	MCO	CODB	MCO in CODB (budgeted together)
Union Square Business Improvement District						
Uptown Tenderloin Inc						
Upwardly Global						
Western Neighborhoods Project						
Working Solutions CDFI						
YMCA of San Francisco	\$46,800	\$46,800				
Young Community Develop Inc						
<b>Department Total:</b>	<b>\$136,670</b>	<b>\$76,280</b>				<b>\$0</b>
		6/11	0/99	0/11	0/99	0/99
<b>Public Utilities Commission (PUC)</b>						
Mission Neighborhood Centers, Inc.	\$3,750					
San Francisco Conservation Corps	\$2,760					
San Francisco Parks Alliance	\$4,040					
<b>Department Total:</b>	<b>\$10,550</b>					<b>\$0</b>
		0/3	0/3	0/3	0/3	0/3
<b>Department of Public Works (DPW)</b>						
Chinese Newcomers				\$6,030	\$12,250	
Civic	\$34,190	\$34,190	\$33,090	\$38,818	\$52,615	
Community Youth Center of San Francisco	\$46,200	\$46,200		\$12,395	\$2,839	\$190,985
Friends of the Urban Forest			\$83,403		\$63,674	
Hunters Point Family	\$217,950	\$217,950	\$82,451	\$137,073	\$17,567	
Lower Polk Community Benefit District	\$4,750	\$4,750				
Mission Neighborhood Centers, Inc.	\$169,580	\$169,580	\$95,345	\$14,429	\$12,856	
SF Clean City Coalition			\$70,159	\$3,908		\$61,281
Urban Alchemy				\$29,982	\$66,470	
Without Walls Community Development Corporation					\$9,000	
<b>Department Total:</b>	<b>\$472,670</b>	<b>\$472,670</b>	<b>\$364,448</b>	<b>\$242,635</b>	<b>\$237,271</b>	<b>\$252,266</b>
2 Kind Rate Total amount of funding in budget	MCO(Controller)	MCD(Reported by Department)	CODB	MCO	CODB	MCO in CODB (budgeted together)
	5.84%		2.50%	3.31%	3.00%	1.722% part of 3.00%
	\$6,600,000		\$16,800,000	\$2,125,000	\$12,600,000	\$19,400,000
		5/5	5/10	4/5	8/10	2/10
<b>Sheriff's Department (SHF)</b>						
Community Work/ Community Works West, Inc.	\$9,380					
San Francisco Conservation Corps	\$7,990					
Bay View Hunter						
Center on Juvenile and Criminal Justice						
Recovery Survival						
Westside						
Felton Institute						
HealthRIGHT 360						
Community Work						
Recovery Survival						
SF Pretrial						
<b>Department Total:</b>	<b>\$17,370</b>	<b>\$0</b>	<b>\$0</b>	<b>\$0</b>	<b>\$0</b>	<b>\$0</b>
		0/2	0/11	0/2	0/11	0/11
<b>Grand Total:</b>	<b>\$6,703,422</b>	<b>\$5,244,018</b>	<b>\$15,661,098</b>	<b>\$1,921,757</b>	<b>\$14,141,932</b>	<b>\$17,473,358</b>
			93.20%		12.2% overspe	90.10%
		77.70%	62.90%	55.60%	56.20%	58.00%