



DEPARTMENT OF  
HOMELESSNESS AND  
SUPPORTIVE HOUSING

# Update on Place for All

**Public Safety and Neighborhood Services Committee | March 28, 2024**



# A Place for All Overview

- Ordinance 92-22 (passed in June 2022) required HSH to **prepare a report** on what it will cost to address unsheltered homelessness in San Francisco in three years, and comply with other related requirements.
- HSH conferred with national and local homelessness **system design experts** and **researchers** to model project outcomes.
- [A Place for All Report](#):
  - Intended to be an **iterative** & **balanced** response to the legislative requirements
  - Is **not** [HSH's strategic plan](#), which was published in April 2023 and included bold but achievable **goals for reducing and preventing homelessness**

# A Place for All: Legislated Requirements

| Reporting Requirement   | Description  | Status |
|---|--|--------|
| <i>Implementation of Telephonic Shelter Registration System by July 1, 2023</i>   | HSH launched the <a href="#">Adult Shelter Waitlist Reservation System</a> in partnership with 311 in July 2023  | ✓      |
| <i>Submission of a Place for All Implementation Plan by December 31, 2022</i>   | HSH submitted a <a href="#">Place for All Report</a> to the board of Supervisors on December 30, 2022. A hearing at the Board of Supervisors Committee of the Whole was held on March 21, 2023 | ✓      |
| <i>HSH and the Director of Real Estate to provide a list of lots, buildings and other facilities appropriate for use as Shelters, PSH or Safe Parking lots to the Board of Supervisors</i>          | HSH and the Director of Property submitted a confidential list directly to Supervisor Mandelman on October 25, 2022 (deadline extended)  | ✓      |
| <i>HSH shall create, maintain and regularly update a dashboard on its website displaying the total number of Shelters Citywide, broken down by Shelter type, number of units and occupancy rate</i> | HSH published the <a href="#">Temporary Shelter and Crisis Intervention dashboard</a> on October 25, 2022  | ✓      |
| <i>HSH shall prepare an annual estimate of the number of unsheltered people in San Francisco using administrative data starting on January 1, 2024</i>  | HSH also submitted an informal unsheltered estimate to Supervisor Mandelman on December 21, 2023   | ✓      |






DEPARTMENT OF  
HOMELESSNESS AND  
SUPPORTIVE HOUSING

# Unsheltered Homelessness & Strategic Investments

# System Expansion Goals

The City is making investments in **prevention, shelter, and housing** between July 2023 and June 2028. These investments support the goals of the plan, including the goal of **reducing unsheltered homelessness by 50% by 2028**.

| <br>Prevention Services | <br>Shelter Beds | <br>Permanent Housing |
|--|---|--|
| Prevention services for<br>4,300 additional households   | 1,075 new shelter beds  | 3,250 new units of<br>permanent housing  |
| FY 23-25 Budget progress towards Five-Year Strategic Plan Goals  |   |  |
| + 1,650 households (prevention &<br>problem solving)   34%   | + 594 shelter beds   55%  | + 355 housing slots   11%  |
| Inventory as of March 2024   |   |  |
| 13,236 households over 5 years   | 3,431 shelter beds  | 13,236 housing slots   |

# Unsheltered Homelessness in San Francisco

Since 2019, there has been a **decrease in unsheltered homelessness** that directly correlates with **strategic investments** in resources and new strategies to **fill vacant housing units faster**.

## 2022 PIT Count

- **4,397** unsheltered count
- **15% decrease** since 2019
- Correlation with investments in shelter, housing and prevention

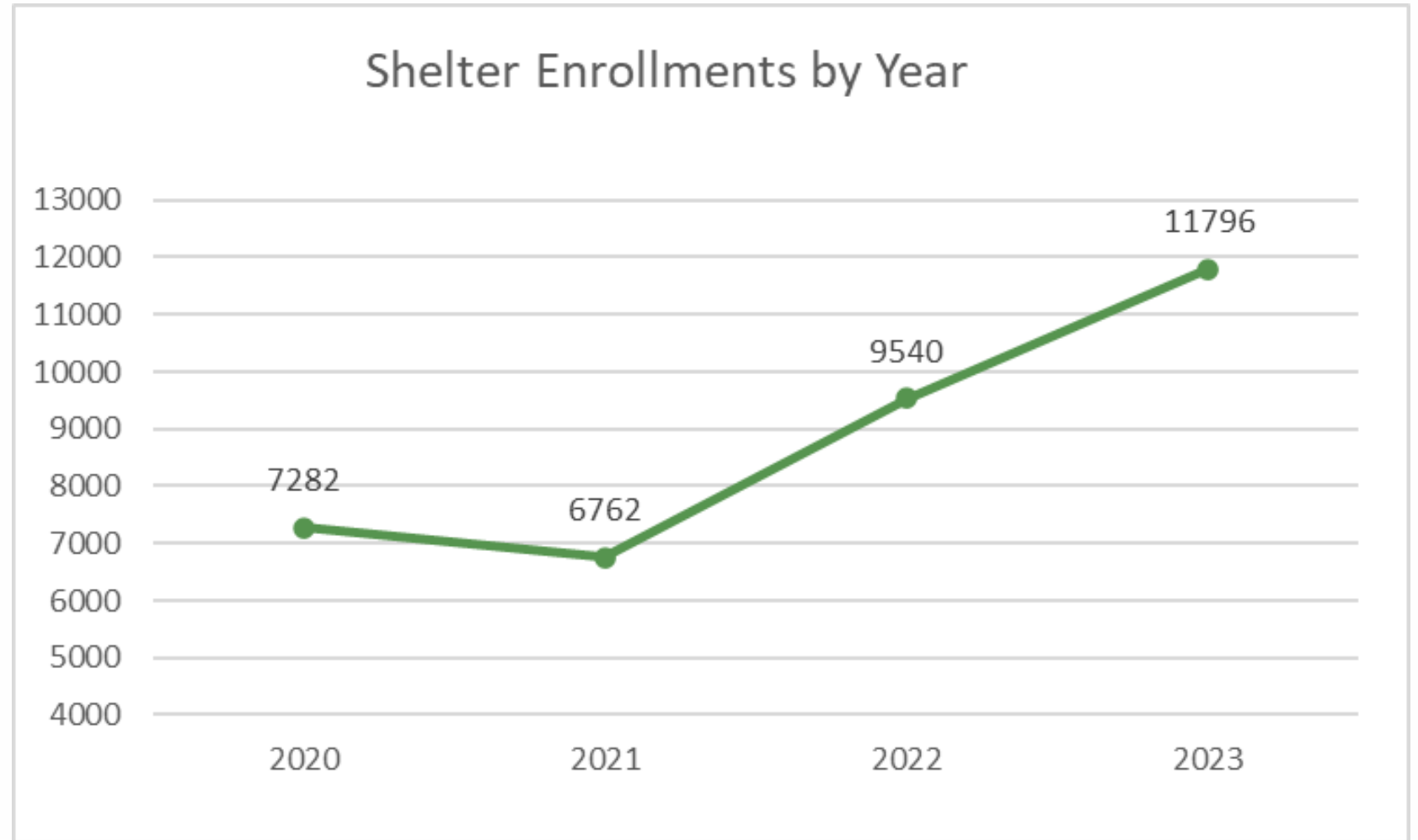
## 2023 Informal Administrative Estimate

- **4,189** unsheltered count
- Review of administrative data for clients active in our systems September 1, 2023 – December 1, 2023
- Includes clients with "unknown" living situations who may have resolved homelessness outside our system of care

## February 2024 HSOC Quarterly Count

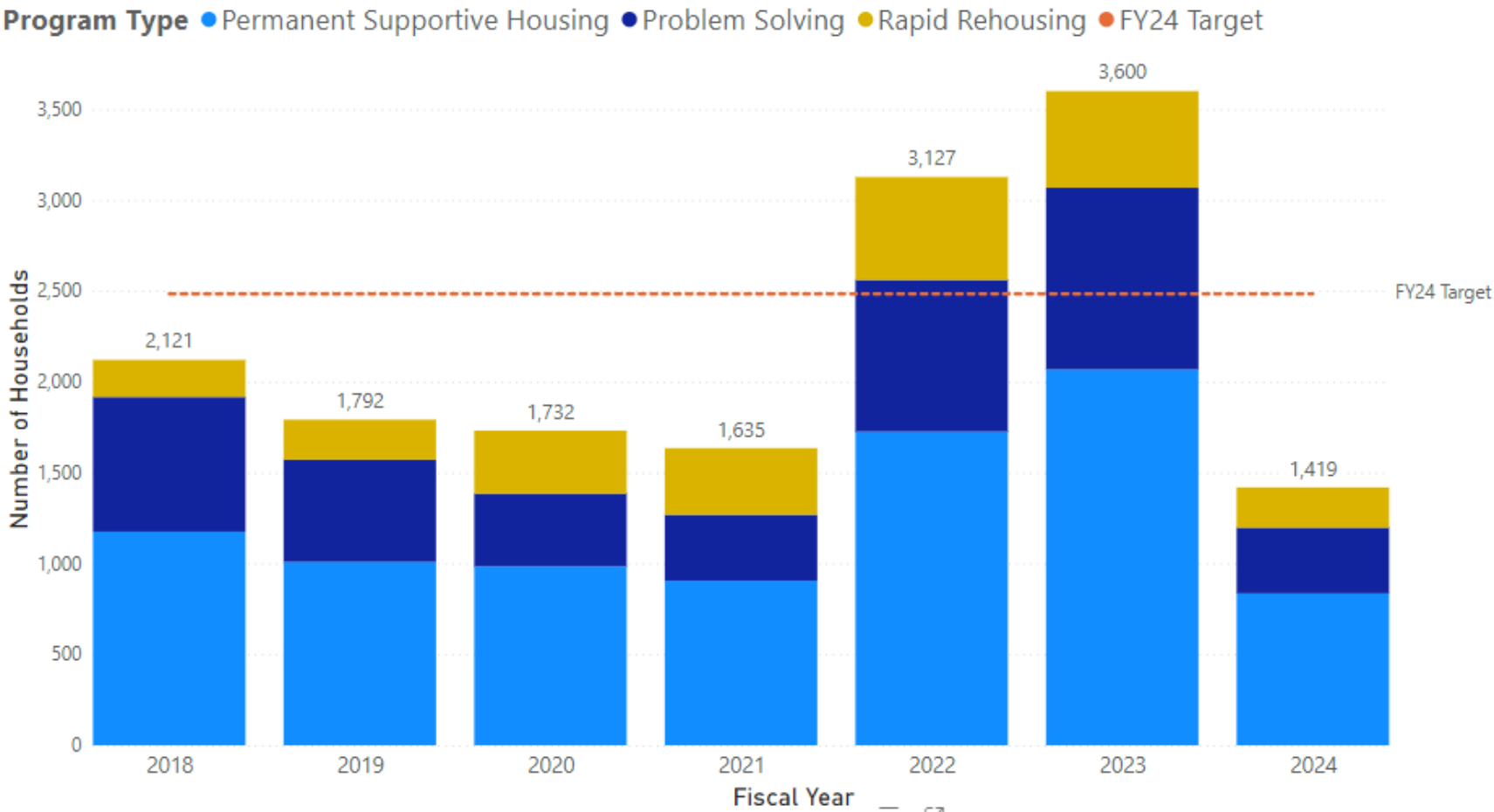
- **385 Tents/structures**
- 37% decrease from Jul. 2023
- **616 Vehicles**
- 42% decrease from Jul. 2023

## Shelter Placements: 2020 - 2023



# Housing Placements: 2020 – 2023

## DIRECT EXITS FROM HOMELESSNESS THROUGH CITY PROGRAMS



Data updated through 2/29/2024  
For more information, please visit [City Performance Scorecards](#)



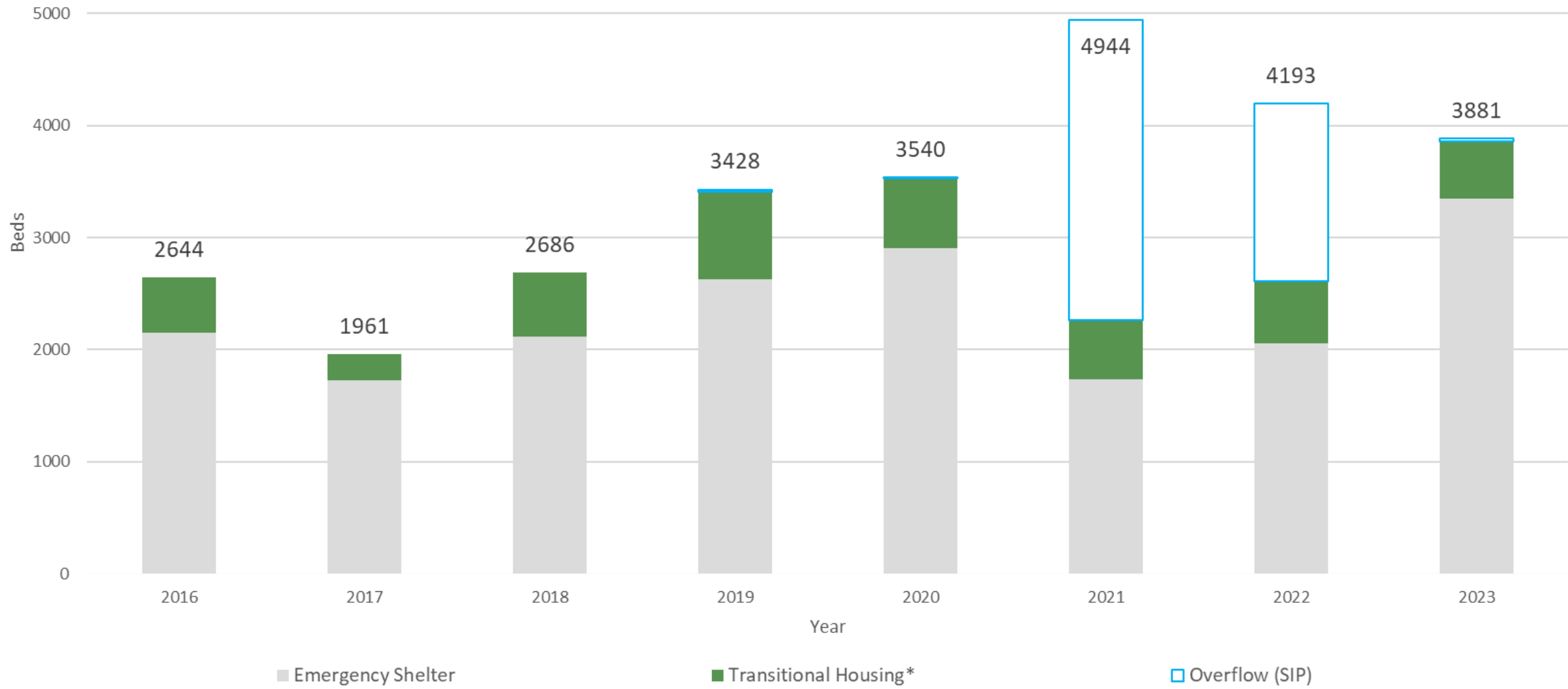


DEPARTMENT OF  
HOMELESSNESS AND  
SUPPORTIVE HOUSING

# Temporary Shelter

## Shelter Resources by Type: 2016 - 2023

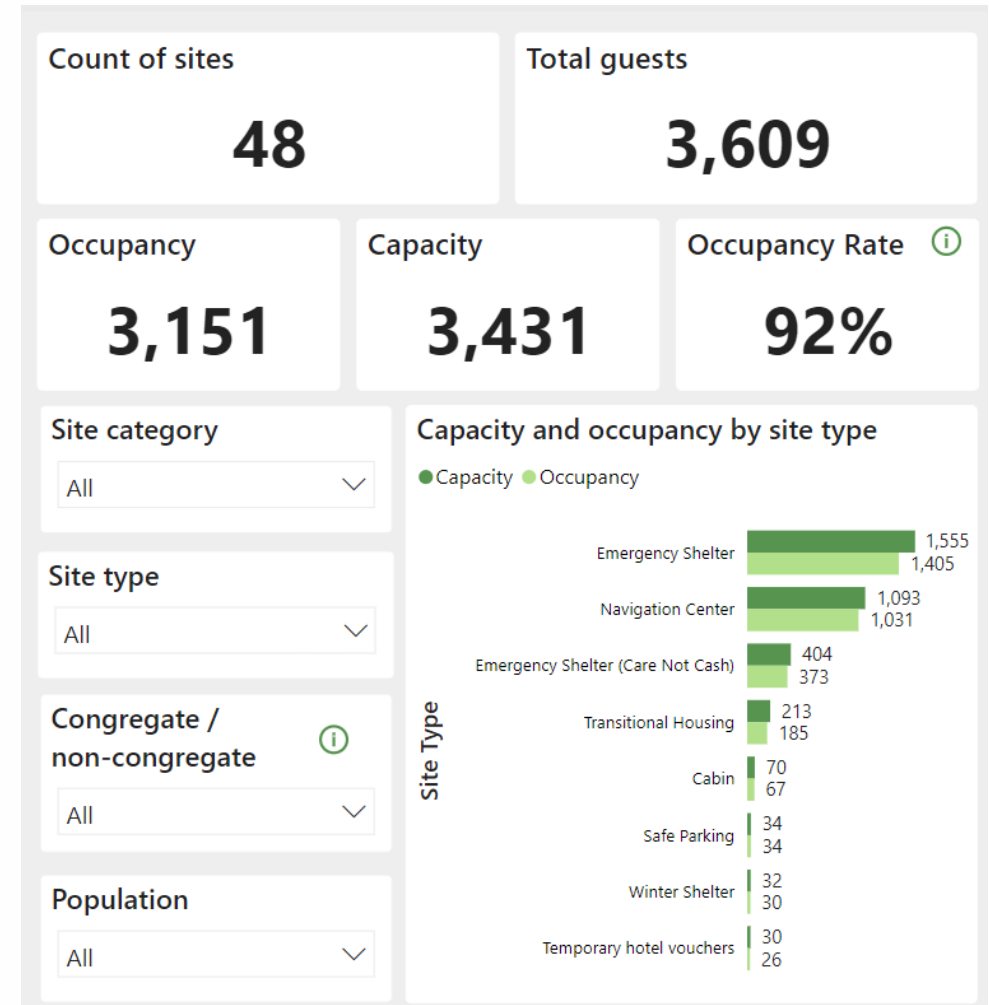
Source: Annual Housing Inventory Counts.  
High overflow in 2021 and 2022 from shelter-in-place hotels.  
*\*Transitional housing includes Safe Havens beds prior to 2019.*



# Temporary Shelter Portfolio

- As of March 19, 2023, HSH has **3,431 shelter slots** serving **3,609 guests**.
  - 39%** of shelter slots are **non or semi-congregate** shelter
  - 92% occupancy rate** across the portfolio
  - In October 2023, HSH closed the last **Safe Sleep program** that were stood up as part of the City's emergency response to the pandemic

For more information, please visit [HSH's Temporary Shelter and Crisis Interventions public dashboard](#).



# Shelter Expansion: FY 2023-2025

By May 2024, HSH will have **added** nearly **600 new shelter beds** since July 1, 2023 with another **~175** slated to open in **FY 2024-25**.

## FY 2023-24: 598 beds

| # of beds | Program                       | Implementation Status                |
|-----------|-------------------------------|--------------------------------------|
| 332       | Shelter Reinflation           | <b>Completed</b>                     |
| 206       | Navigation Center Reinflation | <b>Completed</b>                     |
| 60        | Mission Cabin Program         | <b>In Process</b> – opens April 2024 |

## FY 2024-25: 175 beds

| # of beds | Program                          | Implementation Status   |
|-----------|----------------------------------|---|
| 32        | Bayview Safe Parking (Expansion) | <b>In Process.</b> Anticipated in summer 2024 following permanent power |
| 80        | Jerrold Commons                  | <b>In Process (safe parking and cabins).</b> Anticipated by Jan. 2025   |
| 63        | Dolores Shelter                  | <b>In Process.</b> Anticipated in FY24-25                               |



DEPARTMENT OF  
HOMELESSNESS AND  
SUPPORTIVE HOUSING

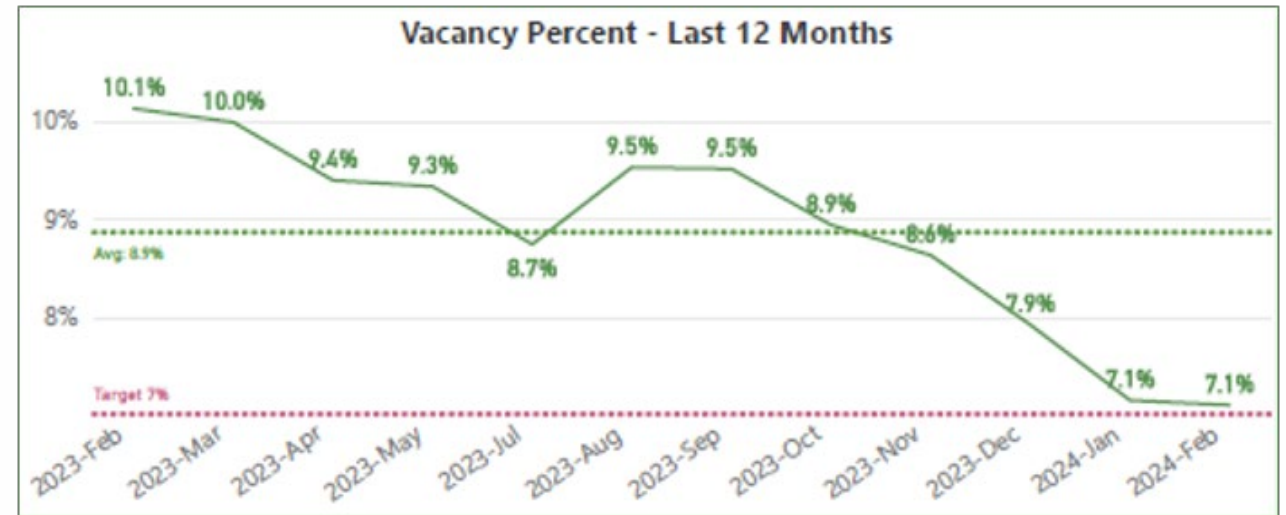
# Supportive Housing

# Supportive Housing Portfolio

• As of March 19, 2023, HSH has **13,236 supportive housing slots** with **16,685 beds**.

- **69%** are site-based PSH
- **16%** are scattered site PSH
- **13%** are rapid rehousing
- **3%** are housing ladder

• As of February 2024, HSH has a **7.1% vacancy rate** in site-based PSH.



For more information, please visit [HSH's Housing Inventory public dashboard](#).

# Program Highlight: Street to Home

- **Street to Home** is one of the strategies HSH has employed to reduce vacancies in supportive housing and move people into housing quicker.
- Street to home was launched in June 2023. To date have placed **54 clients** in permanent housing.
  - Will continue to support up to 8 placements monthly
- On average, **1-2 weeks** to:
  - Outreach an eligible person living on the streets
  - Invite them to view a unit
  - Sign a lease
  - Move-in to a long-term home
- Proactive, **low-barrier** placement model.
  - Reduced documentation burdens



DEPARTMENT OF  
HOMELESSNESS AND  
SUPPORTIVE HOUSING

# Questions?

Thank you.