

File No. 241178

Committee Item No. \_\_\_\_\_

Board Item No. 68

# COMMITTEE/BOARD OF SUPERVISORS

## AGENDA PACKET CONTENTS LIST

Committee: \_\_\_\_\_

Date: \_\_\_\_\_

Board of Supervisors Meeting

Date: December 10, 2024

### Cmte Board

- Motion
- Resolution
- Ordinance
- Legislative Digest
- Budget and Legislative Analyst Report
- Youth Commission Report
- Introduction Form
- Department/Agency Cover Letter and/or Report
- MOU
- Grant Information Form
- Grant Budget
- Subcontract Budget
- Contract/Agreement
- Award Letter
- Application
- Public Correspondence

### OTHER

- Department of Elections - Statement of Results 12/3/24
- Department of Elections - Memo 12/3/24
- \_\_\_\_\_
- \_\_\_\_\_
- \_\_\_\_\_
- \_\_\_\_\_

Prepared by: Jocelyn Wong

Date: December 6, 2024

Prepared by: \_\_\_\_\_

Date: \_\_\_\_\_

1 [Declaration of Election Results - November 5, 2024, Consolidated General Election]

2

3 **Resolution declaring the results of the November 5, 2024, Consolidated General**  
4 **Election.**

5

6 WHEREAS, A Consolidated General Election was conducted in the City and County of  
7 San Francisco on Tuesday, November 5, 2024, at which the voters considered candidates for  
8 the Mayor, the San Francisco Board of Supervisors, City Attorney, District Attorney, Sheriff,  
9 Treasurer, the Governing Board of the San Francisco Unified School District, the Board of  
10 Trustees for the Community College District, the BART District Board of Directors, and local  
11 ballot measures; and

12 WHEREAS, John Arntz, the Director of Elections for the City and County of San  
13 Francisco, has certified the results of the Consolidated General Election, a copy of which is  
14 contained in Board File No. 241178, and which is incorporated herein by reference; now,  
15 therefore, be it

16 RESOLVED, That under California Elections Code, Sections 9269 and 15400, this  
17 Board of Supervisors affirms the Director of Elections' certified results for the City and County  
18 of San Francisco's November 5, 2024, Consolidated General Election and declares the  
19 results for the local elective offices and local ballot measures, as follows:

20

21 SECTION 1. LOCAL ELECTIVE OFFICES.

22 The persons listed below are declared elected to the offices indicated:

23 1. DANIEL LURIE

24 Mayor

25 2. CONNIE CHAN

- 1 Member, Board of Supervisors, District 1
- 2 2. DANNY SAUTER
- 3 Member, Board of Supervisors, District 3
- 4 3. BILAL MAHMOOD
- 5 Member, Board of Supervisors, District 5
- 6 4. MYRNA MELGAR
- 7 Member, Board of Supervisors, District 7
- 8 5. JACKIE FELDER
- 9 Member, Board of Supervisors, District 9
- 10 6. CHYANNE CHEN
- 11 Member, Board of Supervisors, District 11
- 12 7. DAVID CHIU
- 13 City Attorney
- 14 8. BROOKE JENKINS
- 15 District Attorney
- 16 9. PAUL MIYAMOTO
- 17 Sheriff
- 18 10. JOSÉ CISNEROS
- 19 Treasurer
- 20 11. JAIME HULING
- 21 Member, Board of Education
- 22 12. PARAG GUPTA
- 23 Member, Board of Education
- 24 13. SUPRIYA RAY
- 25 Member, Board of Education

- 1           14.   MATT ALEXANDER  
2                    Member, Board of Education  
3           15.   HEATHER McCARTHY  
4                    Member, Community College Board of Trustees  
5           16.   ALIYA CHISTI  
6                    Member, Community College Board of Trustees  
7           17.   ALAN WONG  
8                    Member, Community College Board of Trustees  
9           18.   LUIS ZAMORA  
10                   Member, Community College Board of Trustees  
11           19.   EDWARD WRIGHT  
12                    BART District Board of Directors, District 9

13  
14  
15   SECTION 2. LOCAL BALLOT MEASURES.

16           Each measure listed below is declared adopted:

17           1.    Bonds

18           The following Bond required and received an affirmative vote of at least 55% of the  
19           votes cast thereon and was therefore passed by the voters:

20           PROPOSITION A: Schools Improvement and Safety Bond

21  
22           The following Bond required and received an affirmative vote of two-thirds (66.67%) of  
23           the votes cast thereon and was therefore passed by the voters:

1 PROPOSITION B: Community Health and Medical Facilities, Street Safety, Public  
2 Spaces, and Shelter to Reduce Homelessness Bond

3  
4 2. Charter Amendments

5 The following Charter Amendments required and received an affirmative vote of a  
6 majority (50%, plus 1) of the votes cast thereon and were therefore passed by the  
7 voters:

8 PROPOSITION C: Inspector General

9 PROPOSITION E: Creating a Task Force to Recommend Changing, Eliminating, or  
10 Combining City Commissions

11 PROPOSITION G: Funding Rental Subsidies for Affordable Housing Developments  
12 Serving Low Income Seniors, Families, and Persons with Disabilities

13 PROPOSITION H: Retirement Benefits for Firefighters

14 PROPOSITION I: Retirement Benefits for Nurses and 911 Operators

15 PROPOSITION J: Funding Programs Serving Children, Youth, and Families

16  
17 3. Ordinances

18 The following Ordinances required and received an affirmative vote of majority  
19 (50%+1) of the votes cast thereon and were therefore passed by the voters:

20 PROPOSITION K: Permanently Closing the Upper Great Highway to Private Vehicles  
21 to Establish a Public Open Recreation Space

22 PROPOSITION L: Additional Business Tax on Transportation Network Companies and  
23 Autonomous Vehicle Businesses to Fund Public Transportation. (Because Propositions  
24 L and M both passed and Proposition M received more votes than Proposition L, by  
25 Proposition M's express terms, Proposition L will not go into effect.)

1 PROPOSITION M: Changes to Business Taxes  
2 PROPOSITION N: First Responder Student Loan and Training Reimbursement Fund  
3 PROPOSITION O: Supporting Reproductive Rights  
4 All other local ballot measures failed to meet the legally required vote thresholds for  
5 adoption.

6  
7  
8  
9  
10  
11  
12  
13  
14  
15  
16  
17  
18  
19  
20  
21  
22  
23  
24  
25



Honorable Members  
Board of Supervisors  
City and County of San Francisco  
1 Dr. Carlton B. Goodlett Place, Room 244  
San Francisco, California 94102

**Statement of the Results  
City and County of San Francisco  
Consolidated General Election – November 5, 2024**

I, John Arntz, Director of Elections, certify that I have canvassed the ballots cast in the Consolidated General Election held on Tuesday, November 5, 2024, in the City and County of San Francisco (City), in the manner required by Division 15 of the California Elections Code.

I certify that I began the canvass immediately upon the close of the polls and, as a result of the tabulation of all votes recorded, present a complete record entitled "Statement of the Results of the San Francisco Consolidated General Election – November 5, 2024." I also certify that 412,231 voters cast ballots; therefore, nearly 79% of San Francisco's 522,265 registered voters participated in this election.

In accordance with California Elections Code section 15374, I certify that this Statement of the Results provides the total number of votes cast for each candidate, and for and against each proposition. The precinct detail of all votes cast appears in the Statement of the Vote, which is posted on the Department of Elections' website at [selections.gov/results](https://selections.gov/results) and is incorporated by reference into this Statement of the Results.

This Statement of the Results includes tables in Attachment 1 that list the total votes cast in each contest, and for and against each proposition, and are organized as follows:

**A. Party-Nominated Offices**

1. President and Vice President

**B. Voter-Nominated Offices**

1. United States Senator (Full Term ending January 3, 2031)
2. United States Senator (Partial Term ending January 3, 2025)
3. United States Representative, District 11
4. United States Representative, District 15
5. State Senator, District 11
6. State Assemblymember, District 17
7. State Assemblymember, District 19

**C. Nonpartisan Offices**

1. Member, Board of Education
2. Trustee, Community College Board
3. Bay Area Rapid Transit Board of Directors, District 7
4. Bay Area Rapid Transit Board of Directors, District 9
5. Mayor
6. Member, Board of Supervisors, District 1
7. Member, Board of Supervisors, District 3

8. Member, Board of Supervisors, District 5
9. Member, Board of Supervisors, District 7
10. Member, Board of Supervisors, District 9
11. Member, Board of Supervisors, District 11
12. City Attorney
13. District Attorney
14. Sheriff
15. Treasurer

**D. State Propositions**

1. **Proposition 2**, "Authorizes bonds for public school and community college facilities. Legislative statute."
2. **Proposition 3**, "Constitutional right to marriage. Legislative constitutional amendment."
3. **Proposition 4**, "Authorizes bonds for safe drinking water, wildfire prevention, and protecting communities and natural lands from climate risks. Legislative statute."
4. **Proposition 5**, "Allows local bonds for affordable housing and public infrastructure with 55% voter approval. Legislative constitutional amendment."
5. **Proposition 6**, "Eliminates constitutional provision allowing involuntary servitude for incarcerated persons. Legislative constitutional amendment."
6. **Proposition 32**, "Raises minimum wage. Initiative statute."
7. **Proposition 33**, "Expands local governments' authority to enact rent control on residential property. Initiative statute."
8. **Proposition 34**, "Restricts spending of prescription drug revenues by certain health care providers. Initiative statute."
9. **Proposition 35**, "Provides permanent funding for Medi-Cal health care services. Initiative statute."
10. **Proposition 36**, "Allows felony charges and increases sentences for certain drugs and theft crimes. Initiative statute."

**E. City Ballot Measures**

1. **A**, "Schools Improvement and Safety Bond"
2. **B**, "Community Health and Medical Facilities, Street Safety, Public Spaces, and Shelter to Reduce Homelessness Bond"
3. **C**, "Inspector General"
4. **D**, "City Commissions and Mayoral Authority"
5. **E**, "Creating a Task Force to Recommend Changing, Eliminating, or Combining City Commissions"
6. **F**, "Police Staffing and Deferred Retirement"
7. **G**, "Funding Rental Subsidies for Affordable Housing Developments Serving Low Income Seniors, Families, and Persons with Disabilities"
8. **H**, "Retirement Benefits for Firefighters"
9. **I**, "Retirement Benefits for Nurses and 911 Operators"
10. **J**, "Funding Programs Serving Children, Youth, and Families"
11. **K**, "Permanently Closing the Upper Great Highway to Private Vehicles to Establish a Public Open Recreation Space"
12. **L**, "Additional Business Tax on Transportation Network Companies and Autonomous Vehicle Businesses to Fund Public Transportation"
13. **M**, "Changes to Business Taxes"
14. **N**, "First Responder Student Loan and Training Reimbursement Fund"
15. **O**, "Supporting Reproductive Rights"



For the November 2024 election, all voters received four-card ballots. Ballots included the following contests and measures:

- Card 1:** Party-nominated offices for President and Vice President, voter-nominated offices for United States Senator (full term ending January 3, 2031), United States Senator (partial term ending January 3, 2025), United States Representative District 11 or District 15, State Senator District 11, State Assembly Member Districts 17 or 19, non-partisan offices for the Board of Education and Trustee, Community College Board, and Bay Area Rapid Transit Board of Directors, District 7 or District 9.
  
- Card 2:** Non-partisan offices for Mayor; Member, Board of Supervisors (Districts 1, 3, 5, 7, 9, or 11), City Attorney, District Attorney, Sheriff, and Treasurer.
  
- Card 3:** State propositions 2 – 6, 32 – 36.
  
- Card 4:** City ballot measures A – O.

This Statement of the Results omits the contests for U.S. Representative in Districts 2 and 12, State Senator District 7, State Assembly in Districts 12 and 18 since these districts include no voters registered in San Francisco. The boundary for the City and County of San Francisco includes small, uninhabited areas of Angel Island and Alameda Island. The district boundaries of the referenced federal and state offices have been drawn to incorporate these small areas of San Francisco's territory on the islands.

The area of San Francisco on the southeast side of Angel Island is within the boundaries for U.S. Representative District 2 and State Assemblymember District 12. The area of San Francisco on the northwest side of Alameda Island is within the boundaries for U.S. Representative District 12, State Senate District 7, and State Assembly District 18. Other than these uninhabited Census blocks on the islands attributed to San Francisco, the referenced districts lie entirely within Marin and Alameda Counties, respectively.

### **SHA-512 Cryptographic Hash Algorithm**

The Department of Elections applied a SHA-512 cryptographic function to reports associated with this election to establish the integrity of the results in a verifiable manner. Attachment 2 provides information regarding the SHA-512 hash values for the electronic files associated with the final, certified results reports.

### **Voting System and Election Transparency**

The City's voting system allows for increased election transparency through the posting of images of voted ballots, equipment logs, and other election reports, all of which will be posted with the final election results on the Department's website, *sfelections.gov*.

### **Voted ballot images**

The City's voting system captures images of each voted ballot cast in an election. This creates a visual history of how ballots were marked. After each election, the Department posts the ballot images on its website, allowing members of the public to view each voted ballot cast in the City. Prior to posting the ballot images, the Department reviews the images and redacts identifying information that voters may have placed on ballot cards.

### **AuditMark**

In addition to the voting system capturing images of voted ballot cards, the system also adds an explanation at the bottom of each ballot image indicating how the voting equipment interpreted and tallied each vote mark. These explanations, or AuditMarks, provide the public with information on how the voting system operates in relation to the recording and reporting of every vote cast in this election. This means that for every oval with a mark inside the voting target, even for partial marks, the voting system adds an explanation to the images of voted ballots of how the system understood and registered the markings within each oval.

### **Ballot Audit and Review**

The Department will post an online application that allows the public to sort the ballot images according to precinct, contest, and district. The City was the first jurisdiction in the country to utilize this application, known as "Ballot Audit and Review."

### **Cast Vote Record**

The Department posted a "Cast Vote Record" that lists each vote recorded on each ballot card associated with all contests and propositions. The data provided in the Cast Vote Record is captured from the ballots as the ballots are scanned by the voting equipment and before vote tabulation occurs, allowing members of the public to tabulate votes from specific precincts, districts, etc., and to compare with the official election results.


**Attachments**

Attachment 1 provides tables that list the votes cast in each contest and for or against each proposition.

Attachment 2 is the list of SHA-512 hashes associated with each final election results report.

Attachment 3 is the report from the manual tallies that the Department conducted on randomly selected polling place, vote-by-mail, and provisional ballots to confirm the voting equipment operated properly, and accurately counted and reported election results.

In witness whereof, I hereby affix my hand and seal this 3<sup>rd</sup> day of December in 2024.



John Arntz, Director of Elections





Candidate names in bold text received the most votes

**A. PARTY-NOMINATED OFFICES**

I certify the results for the following **PARTY-NOMINATED OFFICES**:

**PRESIDENT AND VICE PRESIDENT OF THE UNITED STATES**

	Ballots Counted	Percentage
<b>KAMALA D. HARRIS / TIM WALZ</b>	<b>323,719</b>	<b>80.33%</b>
DONALD J. TRUMP / JD VANCE	62,594	15.53%
JILL STEIN / RUDOLPH WARE	6,896	1.71%
ROBERT F. KENNEDY JR. / NICOLE SHANAHAN	4,239	1.05%
CLAUDIA DE LA CRUZ / KARINA GARCIA	3,645	0.90%
CHASE OLIVER / MIKE TER MAAT	1,871	0.46%
PETER SONSKI / LAUREN ONAK (WRITE-IN)	33	0.01%
<b>Total</b>	<b>402,997</b>	
Under Votes	8,463	
Over Votes	661	

**B. VOTER-NOMINATED OFFICES**

I certify the results for the following **VOTER-NOMINATED OFFICES**:

**1. UNITED STATES SENATOR (full term ending January 3, 2031)**

	Ballots Counted	Percentage
<b>ADAM B. SCHIFF</b>	<b>310,932</b>	<b>82.40%</b>
STEVE GARVEY	66,421	17.60%
<b>Total</b>	<b>377,353</b>	
Under Votes	34,597	
Over Votes	171	

**2. UNITED STATES SENATOR (partial term ending January 3, 2025)**

	Ballots Counted	Percentage
<b>ADAM B. SCHIFF</b>	<b>307,511</b>	<b>82.43%</b>
STEVE GARVEY	65,547	17.57%
<b>Total</b>	<b>373,058</b>	
Under Votes	38,960	
Over Votes	103	

**3. UNITED STATES REPRESENTATIVE, DISTRICT 11**

	Ballots Counted	Percentage
<b>NANCY PELOSI</b>	<b>274,796</b>	<b>81.03%</b>
BRUCE LOU	64,315	18.97%
<b>Total</b>	<b>339,111</b>	
Under Votes	30,043	
Over Votes	77	

**4. UNITED STATES REPRESENTATIVE, DISTRICT 15**

	Ballots Counted	Percentage
<b>KEVIN MULLIN</b>	<b>25,287</b>	<b>69.95%</b>
ANNA CHENG KRAMER	10,863	30.05%
<b>Total</b>	<b>36,150</b>	
Under Votes	6,726	
Over Votes	14	

**5. STATE SENATOR, DISTRICT 11**

	Ballots Counted	Percentage
<b>SCOTT WIENER</b>	<b>291,123</b>	<b>78.88%</b>
YVETTE CORKREAN	77,944	21.12%
<b>Total</b>	<b>369,067</b>	
Under Votes	42,947	
Over Votes	107	

**6. STATE ASSEMBLY MEMBER, DISTRICT 17**

	Ballots Counted	Percentage
<b>MATT HANEY</b>	<b>169,490</b>	<b>84.58%</b>
MANUEL NORIS-BARRERA	30,900	15.42%
<b>Total</b>	<b>200,390</b>	
Under Votes	26,383	
Over Votes	50	

**7. STATE ASSEMBLY MEMBER, DISTRICT 19**

	Ballots Counted	Percentage
<b>CATHERINE STEFANI</b>	<b>95,423</b>	<b>62.64%</b>
DAVID E. LEE	56,913	37.36%
<b>Total</b>	<b>152,336</b>	
Under Votes	32,860	
Over Votes	102	

**C. NONPARTISAN OFFICES**

I certify the results for the following **NONPARTISAN ELECTIVE OFFICES**:

**1. MEMBER, BOARD OF EDUCATION**

	Ballots Counted	Percentage
JAIME HULING	168,659	16.65%
PARAG GUPTA	139,340	13.76%
SUPRYIA RAY	127,834	12.62%
MATT ALEXANDER	122,698	12.11%
JOHN JERSIN	122,450	12.09%
VIRGINIA CHEUNG	101,017	9.97%
ANN HSU	81,044	8.00%
MIN CHANG	48,550	4.79%
LAURANCE LEM LEE	45,736	4.52%
MADDY KRANTZ	33,165	3.27%
LEFTERIS ELEF THERIOU	22,285	2.20%
<b>Total</b>	1,012,778	
Under Votes	632,530	
Over Votes	3,616	

**2. TRUSTEE, COMMUNITY COLLEGE BOARD**

	Ballots Counted	Percentage
HEATHER McCARTY	162,477	19.73%
ALIYA CHISTI	149,638	18.18%
ALAN WONG	140,951	17.12%
LUIS ZAMORA	117,682	14.29%
RUTH FERGUSON	114,132	13.86%
LEANNA C. LOUIE	50,353	6.12%
BEN KAPLAN	49,320	5.99%
JULIO J. RAMOS	38,741	4.71%
<b>Total</b>	823,294	
Under Votes	823,782	
Over Votes	1,408	

**3. BAY AREA RAPID TRANSIT BOARD OF DIRECTORS, DISTRICT 7**

	Ballots Counted	Percentage
VICTOR E. FLORES	5,844	59.44%
DANA LANG	3,988	40.56%
<b>Total</b>	9,832	
Under Votes	4,813	
Over Votes	18	

**4. BAY AREA RAPID TRANSIT BOARD OF DIRECTORS, DISTRICT 9**

	Ballots Counted	Percentage
<b>EDWARD WRIGHT</b>	<b>86,966</b>	<b>63.07%</b>
JOE SANGIRARDI	50,905	36.92%
MICHAEL PETRELIS (WRITE-IN)	16	0.01%
<b>Total</b>	<b>137,887</b>	
Under Votes	52,961	
Over Votes	159	

**5. MAYOR**

	Ballots Counted	
	Round 1	Round 14 (Last Round)
<b>DANIEL LURIE</b>	<b>102,720 (26.33%)</b>	<b>182,364 (55.02%)</b>
LONDON BREED	95,117 (24.38%)	149,113 (44.98%)
AARON PESKIN	89,215 (22.86%)	<i>eliminated in Round 13</i>
MARK FARRELL	72,115 (18.48%)	<i>eliminated in Round 12</i>
AHSHA SAFAI	11,425 (2.93%)	<i>eliminated in Round 11</i>
ELLEN LEE ZHOU	8,665 (2.22%)	<i>eliminated in Round 10</i>
DYLAN HIRSCH-SHELL	2,897 (0.74%)	<i>eliminated in Round 9</i>
KEITH FREEDMAN	2,079 (0.53%)	<i>eliminated in Round 8</i>
NELSON MEI	1,791 (0.46%)	<i>eliminated in Round 7</i>
SHAHRAM SHARIATI	1,613 (0.41%)	<i>eliminated in Round 6</i>
HENRY FLYNN	1,319 (0.34%)	<i>eliminated in Round 5</i>
PAUL YBARRA ROBERTSON	812 (0.21%)	<i>eliminated in Round 4</i>
JON SODERSTROM	412 (0.11%)	<i>eliminated in Round 3</i>
MARC ROTH (WRITE-IN)	3 (0.00%)	<i>eliminated in Round 2</i>
MICHAEL LIN (WRITE-IN)	1 (0.00%)	<i>eliminated in Round 1</i>
Under Votes	18,540	18,540
Over Votes	1,381	2,229

**6. MEMBER, BOARD OF SUPERVSORS, DISTRICT 1**

	Ballots Counted	
	Round 1	Round 4 (Last Round)
<b>CONNIE CHAN</b>	<b>16,670 (46.99%)</b>	<b>17,800 (51.90%)</b>
MARJAN PHILHOUR	14,755 (41.59%)	16,499 (48.10%)
JEN NOSSOKOFF	1,810 (5.10%)	<i>eliminated in Round 3</i>
JEREMIAH BOEHNER	1,344 (3.79%)	<i>eliminated in Round 2</i>
SHERMAN D'SILVA	899 (2.53%)	<i>eliminated in Round 1</i>
Under Votes	3,732	3,732
Over votes	47	54



**7. MEMBER, BOARD OF SUPERVISORS, DISTRICT 3**

	Ballots Counted	
	Round 1	Round 5 (Last Round)
DANNY SAUTER	11,272 (39.20%)	14,056 (54.97%)
SHARON LAI	8,489 (29.52%)	11,512 (45.03%)
MOE JAMIL	3,753 (13.05%)	<i>eliminated in Round 4</i>
MATTHEW SUSK	2,800 (9.74%)	<i>eliminated in Round 3</i>
WENDY HA CHAU	1,565 (5.44%)	<i>eliminated in Round 2</i>
EDUARD NAVARRO	879 (3.06%)	<i>eliminated in Round 1</i>
Under Votes	4,838	4,838
Over votes	76	100

**8. MEMBER, BOARD OF SUPERVISORS, DISTRICT 5**

	Ballots Counted	
	Round 1	Round 4 (Last Round)
BILAL MAHMOOD	11,840 (39.87%)	14,741 (52.99%)
DEAN PRESTON	12,012 (40.45%)	13,077 (47.01%)
SCOTTY JACOBS	2,796 (9.41%)	<i>eliminated in Round 3</i>
AUTUMN HOPE LOOIJEN	2,606 (8.78%)	<i>eliminated in Round 2</i>
ALLEN JONES	444 (1.50%)	<i>eliminated in Round 1</i>
Under Votes	4,628	4,628
Over votes	79	108

**9. MEMBER, BOARD OF SUPERVISORS, DISTRICT 7**

	Ballots Counted	
	Round 1	Round 3 (Last Round)
MYRNA MELGAR	17,532 (46.98%)	18,916 (53.42%)
MATT BOSCHETTO	13,407 (35.93%)	16,496 (46.58%)
STEPHEN MARTIN-PINTO	5,135 (13.76%)	<i>eliminated in Round 2</i>
EDWARD S. YEE	1,244 (3.33%)	<i>eliminated in Round 1</i>
Under Votes	5,502	5,502
Over votes	26	32

**10. MEMBER, BOARD OF SUPERVISORS, DISTRICT 9**

	Ballots Counted	
	Round 1	Round 6 (Last Round)
JACKIE FIELDER	13,844 (42.30%)	17,546 (59.66%)
TREVOR CHANDLER	9,042 (27.63%)	11,863 (40.34%)
ROBERTO HERNANDEZ	6,606 (20.18%)	<i>eliminated in Round 5</i>
STEPHEN JON TORRES	1,140 (3.48%)	<i>eliminated in Round 4</i>
JAIME GUTIERREZ	931 (2.84%)	<i>eliminated in Round 3</i>
JULIAN BERMUDEZ	600 (1.83%)	<i>eliminated in Round 2</i>
H. BROWN	568 (1.74%)	<i>eliminated in Round 1</i>
Under Votes	4,220	4,220
Over votes	140	177

**11. MEMBER, BOARD OF SUPERVISORS, DISTRICT 11**

	Ballots Counted	
	Round 1	Round 6 (Last Round)
CHYANNE CHEN	8,249 (29.54%)	12,001 (50.42%)
MICHAEL LAI	8,675 (31.06%)	11,803 (49.58%)
ERNEST "EJ" JONES	5,441 (19.48%)	<i>eliminated in Round 5</i>
OSCAR FLORES	2,896 (10.37%)	<i>eliminated in Round 4</i>
ADLAH CHISTI	1,434 (5.13%)	<i>eliminated in Round 3</i>
JOSE MORALES	629 (2.25%)	<i>eliminated in Round 2</i>
ROGER K. MARENCO	604 (2.16%)	<i>eliminated in Round 1</i>
Under Votes	4,186	4,186
Over votes	160	204

**12. CITY ATTORNEY**

	Ballots Counted	Percentage
DAVID CHIU	272,857	82.89%
RICHARD T. WOON	56,317	17.11%
<b>Total</b>	329,174	
Under Votes	80,726	
Over Votes	205	

**13. DISTRICT ATTORNEY**

	Ballots Counted	Percentage
BROOKE JENKINS	228,999	65.92%
RYAN KHOJASTEH	118,375	34.08%
<b>Total</b>	347,374	
Under Votes	62,474	
Over Votes	257	

**14. SHERIFF**

	Ballots Counted	Percentage
PAUL MIYAMOTO	251,096	79.75%
MICHAEL JUAN	63,768	20.25%
<b>Total</b>	314,864	
Under Votes	94,989	
Over Votes	252	

**15. TREASURER**

	Ballots Counted	Percentage
JOSÉ CISNEROS	300,411	100.00%
<b>Total</b>	300,411	
Under Votes	109,691	
Over Votes	3	

**D. STATE PROPOSITIONS**

I certify the results for the following **STATE PROPOSITIONS**:  
(Results represent votes cast in San Francisco only)

**1. PROPOSITION 2**

**"AUTHORIZES BONDS FOR PUBLIC SCHOOL AND COMMUNITY COLLEGE FACILITIES. LEGISLATIVE STATUTE."**

	Ballots Counted	Percentage
<b>YES</b>	<b>290,905</b>	<b>76.07%</b>
<b>NO</b>	<b>91,500</b>	<b>23.93%</b>
<b>Total</b>	<b>382,405</b>	
Under Votes	27,399	
Over Votes	89	

**2. PROPOSITION 3**

**"CONSTITUTIONAL RIGHT TO MARRIAGE. LEGISLATIVE CONSTITUTIONAL AMENDMENT."**

	Ballots Counted	Percentage
<b>YES</b>	<b>327,877</b>	<b>84.74%</b>
<b>NO</b>	<b>59,058</b>	<b>15.26%</b>
<b>Total</b>	<b>386,935</b>	
Under Votes	22,851	
Over Votes	107	

**3. PROPOSITION 4**

**"AUTHORIZES BONDS FOR SAFE DRINKING WATER, WILDFIRE PREVENTION, AND PROTECTING COMMUNITIES AND NATURAL LANDS FROM CLIMATE RISKS. LEGISLATIVE STATUTE."**

	Ballots Counted	Percentage
<b>YES</b>	<b>307,522</b>	<b>80.08%</b>
<b>NO</b>	<b>76,512</b>	<b>19.92%</b>
<b>Total</b>	<b>384,034</b>	
Under Votes	25,798	
Over Votes	61	

**4. PROPOSITION 5**

**"ALLOWS LOCAL BONDS FOR AFFORDABLE HOUSING AND PUBLIC INFRASTRUCTURE WITH 55% VOTER APPROVAL. LEGISLATIVE CONSTITUTIONAL AMENDMENT."**

	Ballots Counted	Percentage
<b>YES</b>	<b>236,111</b>	<b>62.42%</b>
<b>NO</b>	<b>142,165</b>	<b>37.58%</b>
<b>Total</b>	<b>378,276</b>	
Under Votes	31,537	
Over Votes	80	

**5. PROPOSITION 6**

**"ELIMINATES CONSTITUTIONAL PROVISION ALLOWING INVOLUNTARY SERVITUDE FOR INCARCERATED PERSONS. LEGISLATIVE CONSTITUTIONAL AMENDMENT."**

	Ballots Counted	Percentage
<b>YES</b>	<b>250,157</b>	<b>66.87%</b>
<b>NO</b>	<b>123,922</b>	<b>33.13%</b>
<b>Total</b>	<b>374,079</b>	
Under Votes	35,724	
Over Votes	90	

**6. PROPOSITION 32**

**"RAISES MINIMUM WAGE. INITIATIVE STATUTE."**

	Ballots Counted	Percentage
<b>YES</b>	<b>271,306</b>	<b>70.98%</b>
<b>NO</b>	<b>110,945</b>	<b>29.02%</b>
<b>Total</b>	<b>382,251</b>	
Under Votes	27,562	
Over Votes	80	

**7. PROPOSITION 33**

**"EXPANDS LOCAL GOVERNMENTS' AUTHORITY TO ENACT RENT CONTROL ON RESIDENTIAL PROPERTY. INITIATIVE STATUTE."**

	Ballots Counted	Percentage
<b>NO</b>	<b>217,308</b>	<b>57.36%</b>
<b>YES</b>	<b>161,551</b>	<b>42.64%</b>
<b>Total</b>	<b>378,859</b>	
Under Votes	30,820	
Over Votes	214	

**8. PROPOSITION 34**

**"RESTRICTS SPENDING OF PRESCRIPTION DRUG REVENUES BY CERTAIN HEALTH CARE PROVIDERS. INITIATIVE STATUTE."**

	Ballots Counted	Percentage
<b>NO</b>	<b>191,865</b>	<b>52.63%</b>
<b>YES</b>	<b>172,688</b>	<b>47.37%</b>
<b>Total</b>	<b>364,553</b>	
Under Votes	45,179	
Over Votes	161	

**9. PROPOSITION 35**

**"PROVIDES PERMANENT FUNDING FOR MEDICAL HEALTH CARE SERVICES. INITIATIVE STATUTE."**

	Ballots Counted	Percentage
<b>YES</b>	<b>290,384</b>	<b>78.23%</b>
<b>NO</b>	<b>80,795</b>	<b>21.77%</b>
<b>Total</b>	<b>371,179</b>	
Under Votes	38,540	
Over Votes	174	

**10. PROPOSITION 36**

**"ALLOWS FELONY CHARGES AND INCREASES SENTENCES FOR CERTAIN DRUG AND THEFT CRIMES. INITIATIVE STATUTE."**

	Ballots Counted	Percentage
<b>YES</b>	<b>241,916</b>	<b>63.86%</b>
<b>NO</b>	<b>136,902</b>	<b>36.14%</b>
<b>Total</b>	<b>378,818</b>	
Under Votes	30,984	
Over Votes	91	

**E. CITY BALLOT MEASURES**

I certify the results for the following CITY BALLOT MEASURES:

**1. MEASURE A - Schools Improvement and Safety Bond**

This measure required 55% affirmative votes to pass.

	Ballots Counted	Percentage
<b>BONDS - YES</b>	<b>282,968</b>	<b>75.00%</b>
BONDS - NO	94,329	25.00%
<b>Total</b>	<b>377,297</b>	
Under Votes	32,146	
Over Votes	72	

**2. MEASURE B - Community Health and Medical Facilities, Street Safety, Public Spaces, and Shelter to Reduce Homelessness Bond**

This measure required 66 $\frac{2}{3}$ % affirmative votes to pass.

	Ballots Counted	Percentage
<b>BONDS - YES</b>	<b>274,187</b>	<b>72.80%</b>
BONDS - NO	102,450	27.20%
<b>Total</b>	<b>376,637</b>	
Under Votes	32,831	
Over Votes	47	

**3. MEASURE C - Inspector General**

This measure required 50%+1 affirmative votes to pass.

	Ballots Counted	Percentage
<b>YES</b>	<b>225,704</b>	<b>60.94%</b>
NO	144,662	39.06%
<b>Total</b>	<b>370,366</b>	
Under Votes	38,991	
Over Votes	158	

**4. MEASURE D - City Commissions and Mayoral Authority**

This measure required 50%+1 affirmative votes to pass.

	Ballots Counted	Percentage
<b>NO</b>	<b>207,604</b>	<b>56.67%</b>
YES	158,723	43.33%
<b>Total</b>	<b>366,327</b>	
Under Votes	43,036	
Over Votes	152	

**5. MEASURE E - Creating a Task Force to Recommend Changing, Eliminating, or Combining City Commissions**

This measure required 50%+1 affirmative votes to pass.

	Ballots Counted	Percentage
<b>YES</b>	<b>192,540</b>	<b>52.92%</b>
<b>NO</b>	<b>171,314</b>	<b>47.08%</b>
<b>Total</b>	<b>363,854</b>	
Under Votes	45,520	
Over Votes	141	

**6. MEASURE F - Police Staffing and Deferred Retirement**

This measure required 50%+1 affirmative votes to pass.

	Ballots Counted	Percentage
<b>NO</b>	<b>197,836</b>	<b>54.70%</b>
<b>YES</b>	<b>163,835</b>	<b>45.30%</b>
<b>Total</b>	<b>361,671</b>	
Under Votes	47,715	
Over Votes	129	

**7. MEASURE G - Funding Rental Subsidies for Affordable Housing Developments Serving Low Income Seniors, Families, and Persons with Disabilities**

This measure required 50%+1 affirmative votes to pass.

	Ballots Counted	Percentage
<b>YES</b>	<b>217,807</b>	<b>58.74%</b>
<b>NO</b>	<b>153,017</b>	<b>41.26%</b>
<b>Total</b>	<b>370,824</b>	
Under Votes	38,594	
Over Votes	97	

**8. MEASURE H - Retirement Benefits for Firefighters**

This measure required 50%+1 affirmative votes to pass.

	Ballots Counted	Percentage
<b>YES</b>	<b>192,601</b>	<b>52.63%</b>
<b>NO</b>	<b>173,341</b>	<b>47.37%</b>
<b>Total</b>	<b>365,942</b>	
Under Votes	43,492	
Over Votes	81	

**9. MEASURE I — Retirement Benefits for Nurses and 911 Operators**

This measure required 50%+1 affirmative votes to pass.

	Ballots Counted	Percentage
<b>YES</b>	<b>261,318</b>	<b>71.90%</b>
NO	102,141	28.10%
<b>Total</b>	<b>363,459</b>	
Under Votes	45,993	
Over Votes	63	

**10. MEASURE J — Funding Programs Serving Children, Youth, and Families**

This measure required 50%+1 affirmative votes to pass.

	Ballots Counted	Percentage
<b>YES</b>	<b>297,972</b>	<b>82.13%</b>
NO	64,813	17.87%
<b>Total</b>	<b>362,785</b>	
Under Votes	46,680	
Over Votes	50	

**11. MEASURE K — Permanently Closing the Upper Great Highway to Private Vehicles to Establish a Public Open Recreation Space**

This measure required 50%+1 affirmative votes to pass.

	Ballots Counted	Percentage
<b>YES</b>	<b>206,042</b>	<b>54.73%</b>
NO	170,447	45.27%
<b>Total</b>	<b>376,489</b>	
Under Votes	32,912	
Over Votes	114	

**12. MEASURE L — Additional Business Tax on Transportation Network Companies and Autonomous Vehicle Businesses to Fund Public Transportation**

This measure required 50%+1 affirmative votes to pass.

	Ballots Counted	Percentage
<b>YES</b>	<b>210,375</b>	<b>56.92%</b>
NO	159,200	43.08%
<b>Total</b>	<b>369,575</b>	
Under Votes	39,843	
Over Votes	97	



**13. MEASURE M — Changes to Business Taxes**

This measure required 50%+1 affirmative votes to pass.

	Ballots Counted	Percentage
<b>YES</b>	<b>237,930</b>	<b>69.51%</b>
NO	104,380	30.49%
<b>Total</b>	<b>342,310</b>	
Under Votes	67,068	
Over Votes	137	

**14. MEASURE N — First Responder Student Loan and Training Reimbursement Fund**

This measure required 50%+1 affirmative votes to pass.

	Ballots Counted	Percentage
<b>YES</b>	<b>187,979</b>	<b>51.72%</b>
NO	175,453	48.28%
<b>Total</b>	<b>363,432</b>	
Under Votes	45,990	
Over Votes	93	

**15. MEASURE O — Supporting Reproductive Rights**

This measure required 50%+1 affirmative votes to pass.

	Ballots Counted	Percentage
<b>YES</b>	<b>312,914</b>	<b>83.84%</b>
NO	60,335	16.16%
<b>Total</b>	<b>373,249</b>	
Under Votes	36,175	
Over Votes	91	



**List of SHA-512 Hash Values for Certified Results Reports  
Consolidated General Election, November 5, 2024**

This list represents the various certified results reports the Department of Elections issued for the November 5, 2024, Consolidated General Election. The file names for each report are listed numerically, and underneath each file name is the SHA-512 cryptographic hash value applicable to each file. All reports are posted on the Department's website: [www.sfelections.gov/results](http://www.sfelections.gov/results)

1. "Summary – PDF," lists a summary of votes cast by contest, using a PDF format.

**Hash value:**

72CD61E5AF67957EDE31689CAC1C4A9521A40A9DBD82ED9C3C193B8FC13447854D5DC2DA  
E44F48C693F360382BCAEF2490A7EAF94AC97C85524C640BAD5D4E4F

2. "Summary – Excel," lists a summary of votes cast by contest, using Microsoft Excel.

**Hash value:**

60258D35F09B6227701629E310BC0EB19F69DE4196769EDF278A82B486909D0903C52D972E3  
8AC27A97FE1E5235A084B506B3AF013991D26159B894B5F964443

3. "Summary – XML," lists a summary of votes cast by contest, using XML format.

**Hash value:**

96551444B1FEC7397B1E93D2E0C07B9804DBB333EB5C0FABBFBFE170BFC61C507B08D73687  
735990DD3395AE20093725CFD31BCCE38B0A81CC430868459F91E1E

4. "SOV – PDF," lists votes cast in each precinct and for each contest, using a PDF format.

**Hash value:**

616F625FC3E399747CDE7D97D9901020B6BD640137A4F9F08723EF99D978A14D1CBF6CF649  
DE3BA25CBC9915940BFBBE3062EC8EFC556D46D151DC572CA650DD

5. "SOV – Excel," lists votes cast in each precinct and for each contest, using Microsoft Excel.

**Hash value:**

885ECC2D6586864FEA1134C2BA12DAA22B7E948303865F588F0B1ED7BFAA4F0B9B6B258350  
564F85C517A0E56450708B8487C50F81387FE771BB0921E590C484

6. "District SOV – PDF," lists votes cast in each district and for each contest, using a PDF format.

**Hash value:**

1A64C7E0857D3FE7A1F0C075F0365279CC275F0DFB8650B3CF69AF4B94E5D60C32ED7C44B  
92919E5BB1C7832610987EDB57D8EBE55D9FC336C5ECBAD38A61E38

**List of SHA-512 Hash Values for Certified Results Reports  
Consolidated General Election, November 5, 2024**

7. "District SOV – Excel," lists votes cast in each district and for each contest, using Microsoft Excel.

**Hash value:**

430EA17BD050C6FA0489B092166DD1ED7D8FFC4916300D4C17F2C4420ECDCA46A98A3029F  
B1AC9273BEF073FA1479761EF848E05511D2069E88D0C484A25293D

8. "Cast Vote Record - JSON," lists votes cast on each ballot card in a zipped JSON format.

**Hash value:**

7C60A6B0DF2A5A19CF9F12856EA2453E1EEFF2BF230BA80026A9252E04E88EC74B16186450  
425C1AD2CAEA37B41E98DF026A7D98BB86DB13D6BB339147CB9C52

9. "Ballot Images, Supervisorial District 1 - ZIP", contains scanned ballot images in zipped TIFF format.

**Hash value:**

95C1E82AA60C150F146BEAA566385187BC78C2F1FDC4C117B6D2DE3EA3F143E9CBCA5E9F  
D78474DFFE611B8447CEC952FE48B52E3300BA029DA3DE28DD6FABF1

10. "Ballot Images, Supervisorial District 2 - ZIP", contains scanned ballot images in zipped TIFF format.

**Hash value:**

961B5D37FA0D4B2C4D5013825B4393A566416437CA16333E9C5C75A9DCFB56FE2B9EA95EA  
97CCD631E0EB36005F489F91A691CAFA4627754321878268A2DC423

11. "Ballot Images, Supervisorial District 3 - ZIP", contains scanned ballot images in zipped TIFF format.

**Hash value:**

3AFD251E46BDF768B177BAADE3C42985E59A7CA52F0D8E6E17D21642E484BFC1A37AE78A8  
C5E5AB4630E9D71405213B609391D52A2FD6067481DC872BA65C18C

12. "Ballot Images, Supervisorial District 4 - ZIP", contains scanned ballot images in zipped TIFF format.

**Hash value:**

8DBD5DA47922EA93B754BA6F031B28A9E0089F3ED7E965A098715D36311CD304A4F1DB0CC  
A9AD7C8E50F97095A3EDBB62418A9DCFD58DA82BE586AFB38B66D63

13. "Ballot Images, Supervisorial District 5 - ZIP", contains scanned ballot images in zipped TIFF format.

**List of SHA-512 Hash Values for Certified Results Reports  
Consolidated General Election, November 5, 2024**

**Hash value:**

CECBCA5D7031D4406F5913B06F361989776D074A21797B2801461B1045709133E1816A4DE0E  
41001C93CB051D2107536FDEED605ECA180FFBC998946670B6330

14. "Ballot Images, Supervisorial District 6 - ZIP", contains scanned ballot images in zipped TIFF format.

**Hash value:**

EC439F98608A37CB2077BFCE484E86DDC1655BAE64B694BCFD371638BF7C4BE4A4814ABB6  
65B90E096016D30ACE3FBA0BBFE85F5932C0E399EB35FB44E28E696

15. "Ballot Images, Supervisorial District 7 - ZIP", contains scanned ballot images in zipped TIFF format.

**Hash value:**

6EFA2A5748887E85E43179AFB73D0BA50E35C7542B269D1643BF694B3448614955DE06909D7  
780C7256C57CFB5B1AC918562552E642133FDC6E39EA9F87491CE

16. "Ballot Images, Supervisorial District 8 - ZIP", contains scanned ballot images in zipped TIFF format.

**Hash value:**

C6B2265CD3DCE420F2EC693EE5755524E64D5AA99C35040873FDC8E892FE770B4DEECD75  
C18F8DBA11C8BEEA5873B54E8333D89ADE712F801B2AE58FC7067DDD

17. "Ballot Images, Supervisorial District 9 - ZIP", contains scanned ballot images in zipped TIFF format.

**Hash value:**

EDBA982E948808179BF69D963A4BED44710DC06E8C64A246324777C74F5B0AAF84145144E2  
17A13FE7F27103EBB16F9DE93E6FD25190968003FE5CA8FFF9BD09

18. "Ballot Images, Supervisorial District 10 - ZIP", contains scanned ballot images in zipped TIFF format.

**Hash value:**

3F3C774EFD8E94A3D565D4D1AC57895E5C6C9DFA3F9F240E7BE2BCA8F0331D9B2E441FE1  
E185337DBC9D23E0352A49F254A4BE68097FC45B6FCF35C8F7DD2019

19. "Ballot Images, Supervisorial District 11 - ZIP", contains scanned ballot images in zipped TIFF format.

**List of SHA-512 Hash Values for Certified Results Reports  
Consolidated General Election, November 5, 2024**

**Hash value:**

1911972CE7C56C5DED2E19B6E6F87A5A71FDBF36B20501987A3840D631ABB4222857FC9FE2  
7776AA4F94EDF8CB64F5AC4526C594551711FFDE3BED345C72D186

20. "Ballot Images, Supplemental - ZIP", contains scanned ballot images in zipped TIFF format.

**Hash value:**

7B0735EA65BE08831CCF98CE9965D5D935E7C9711E68C8B66E2434598AB4BA796E897A972D  
524204136DAB73A9A40A97D8EB7B5C6E397E53E4702DD15996A0A9

21. "Ballot Scanning Machine Logs - ZIP," audit logs from Ballot Scanning Machines used at Polling Places on Election Day.

**Hash value:**

25CC7693D08BF1BDD67B411EA894DF502226639C517D5AC97377F4D69491D16E9315B9C5B5  
489C847B6415F06985DED5398FAFF9D7BC2729EA64348841BA7F0F

22. "ImageCast Central Logs - ZIP," audit logs from ImageCast Central machines used at City Hall.

**Hash value:**

0989E149EE722F137F4AB875B8ACACF9430CBC3ABF254269B7C10F772E4AF2B0AAE02C0E70  
327FBE34823AF7C25B3014D247978EB539A1C746B878B88CCF1A12

23. "Vote-by-Mail Status Report," lists the disposition of the vote-by-mail ballots the Department received.

**Hash value:**

9555F121765C02D52458DE4DFBADC6D7C336620BFA1B3DAA6AB46871ED286E3A4A2F51B164  
E26C3226C2EE48374B1E5D57F900AC83B6F7870FD14C30FBC947B7

24. "Provisional Ballot Status Report," lists the disposition of the provisional ballots the Department received.

**Hash value:**

B3EFB634E9A2A4029E21090CCF1B5A64493860146B5E2FC5F9D298D6F33B7F9EC99E6F2F8D  
C420B4C9B7905BECEFD9B5C92D57F9CE4A1AF6A500DE39F177D3EB

25. "Conditional Voter Registration Report," lists the disposition of the ballots cast during the Conditional Voter Registration period.

**Hash value:**

939181E46966FC2B63663960A68B5CFE39A67BC69482559B0F30F8E3FCFCF7264B3D8C83AED  
9CF68983C9020C92D8FE56FF3ADCD5579BCADAA5130ABDB7BF258

**List of SHA-512 Hash Values for Certified Results Reports  
Consolidated General Election, November 5, 2024**

26. "SHA-512.csv," provides a list of all hashed election results files in CSV format.

**Hash value:**

867715E5B5A6760AC292170FF2CD9A6530480B55D695CCBB89EAEA15FD1DB177E67A939D6C  
8700A4CC7F3487E341D071ED940A95B8CF431D7283D164C4796B1D







December 3, 2024

**November 5, 2024, Consolidated General Election  
Results of the 1% Post-Election Manual Tally**

Pursuant to state elections law, the San Francisco Department of Elections (Department) is required to conduct a manual tally of all ballots cast in 1% of San Francisco's polling places and 1% of the vote-by-mail ballots cast, and may also manually tally 1% of provisional ballots cast, as part of the Official Canvass of the election. The Department compares the results of the manual tally to the results reports generated by the voting equipment used to tabulate ballot cards. The purpose of the manual tally is to verify the accuracy of the voting equipment used in the election. Upon completion of the 1% manual tally, the Department prepares a report on the results of the manual tally and includes the report in the certification of the Official Canvass for the election.

The following is a report on the results of the manual tally of 1% of the polling place, vote-by-mail, and provisional ballots cast in the November 5, 2024, Consolidated General Election.

**Random Selection of Precincts**

On November 19, 2024, the Department conducted a random selection of precincts and batches for the manual tally in accordance with California Elections Code section 15360.

Five days prior to selecting the precincts and batches for the manual tally, November 14, 2024, 9 a.m., the Department issued a press release and posted a public notice on its website, [selections.gov](http://selections.gov), and outside its office, announcing the date, time, and place of the random selection of precincts and batches. Additionally, the Department webcast the random selection process and posted the recording on its website.

The random selection was divided into three categories. The first category was for selecting precincts for ballots cast at the polling places. The second category was for selecting batches (or boxes) of Vote-By-Mail (VBM) ballots. The third category was for selecting batches (or boxes) for the Provisional (PV) ballots.

For the November 2024 election, the Department was required to conduct a manual tally of ballots cast in a minimum of five precincts, to represent 1% of San Francisco's 501 polling places included in the election, 29 batches of VBM ballots that comprised 14,101 ballot cards to represent 1% of the 1,406,201 of VBM ballots cards processed, and two batches of PV ballots with a total of 1,040 ballot cards to represent 1.25% of the 83,179 of PV ballots cards processed. State elections law also requires a manual tally of votes cast to be conducted on all contests present in the election.

Using three 10-sided dice, the Department randomly selected the precincts and using four 10-sided dice, randomly selected the VBM batches to be tallied in full. For the random selection of two batches of PV ballots, three 10-sided dice were used. After the five precincts were selected for the precinct ballots, there were five contests (U.S. Representative, Dist.15; BART Board of Directors, Dist 7, Board of Supervisors Dist 1, Board of Supervisors, Dist 9, Board of Supervisors Dist 11) that were not included in these initial precincts. To include these contests, a random selection of four precincts occurred to identify precincts from which only the contests would be manually tallied. The additional four precincts selected were 1131, 7038, 7913, and 9141. Part I of the table following this report provides the list of randomly selected precincts and batches, and contests tallied in each precinct.

### **Conducting the 1% Manual Tally**

The 1% manual tally of the randomly selected precincts and batches began at 8:30 a.m., Thursday, November 21, 2024, and was completed on Monday, November 25, 2024. The manual tally was conducted in the Department's warehouse on Pier 31, which is located along The Embarcadero. The manual tally was open to public observation both in person and via live streaming on the Department's website at [sfelections.gov/live](https://sfelections.gov/live).

For each selected precinct and batch, Department personnel manually tallied votes cast on the ballots, including polling place ballots cast using the Ballot Scanning Machines (BSM), and accepted vote-by-mail and provisional ballots, including those issued at the Department's City Hall Voting Center. Vote-by-mail and provisional ballots, and paper duplications of ballots through the remake process using the Ballot Marking Device are tabulated using the ImageCast Central (ICC) machines. The manual counts were then compared against the results reports generated from the voting system. If there were any discrepancies between the two tallies, the Department sought resolution or explanations for these discrepancies and documented the resolutions using Manual Tally Incident forms.

Department personnel worked in 16 to 20, four-person teams to manually tally votes on polling place, vote-by-mail, and provisional ballots. Each team was assigned one precinct or one batch to count at a time. After all the votes for a contest had been counted, a supervisor verified whether the manual count matched the machine count. If all the vote counts matched, the team proceeded to the next contest until all the contests on the card had been counted.

### **Results of the 1% Manual Tally**

In accordance with the Post-Election Manual Tally Emergency Regulations, a "variance" means any difference between the machine tally and the manual tally for a contest, including, but not limited to, differences due to machine malfunction, operator error, or voter error in marking a ballot. Upon completion of the manual tally associated with ballots cast in San Francisco for the November 5, 2024, Consolidated General Election, the Department found only one incident of mismatch in votes tallied which occurred for precinct 7515. The cause of the discrepancies was determined to be due to having one less Card 2, 3, and 4 (a total of 3 ballot cards) resulting in a discrepancy of one vote in all the contests contained on those three cards. This can be due to the cards being placed in the wrong storage box when the polls were closed or during the canvass of election materials.

Overall, the manual tally experienced no variances with the machine counts. The results of the 1% manual tally verified that the voting equipment used in the November 2024 election accurately tabulated and reported votes cast for contests appearing on the official ballot.

The following are tables that summarizes the manual tallies.

- Part I. Randomly Selected Precincts and Contests Tallied for the 1% Manual Tally
- Part II. Summary of Results of the 1% Manual Tally
- Part III. Comparison of Manual and Machine Tallies (for discrepancies only)

**Part I: Randomly Selected Precincts, Batches, and Contests Tallied for the 1% Manual Tallies**

**Randomly Selected Precincts/Batches and Contests Tallied for the 1% Manual Tally  
 November 5, 2024, Consolidated General Election**

**Initial six precincts selected for Precinct Ballots**

Order Drawn	Precinct	Ballot Type	Contests Tallied	Order Drawn	Precinct	Ballot Type	Contests Tallied
1st	9701	30	All	4th	7835	19	All
2nd	7515	12	All	5th	9222	24	All
3rd	7305	10	All				

**Additional four precincts selected for Precinct Ballots (2,246 total precinct ballot cards tallied)**

Order Drawn	Precinct	Ballot Type	Contests Tallied
6th	1131	3	U.S. Representative, Dist. 15; Board of Supervisors, Dist. 11
7th	7913	20	Board of Supervisors, Dist. 9
8th	7038	5	BART Board of Directors, Dist. 7
9th	9141	22	Board of Supervisors, Dist. 1

**29 batches selected for VBM Ballots (14,101 total VBM cards tallied, or 1.00% of 1,406,201 VBM cards)**

Order Drawn	Batch	Ballot Type	Contests Tallied	Order Drawn	Batch	Ballot Type	Contests Tallied
1st	2326	Mix	All	16th	1339	Mix	All
2nd	2187	Mix	All	17th	2084	Mix	All
3rd	0168	Mix	All	18th	1791	Mix	All
4th	2671	Mix	All	19th	0560	Mix	All
5th	1038	Mix	All	20th	0789	Mix	All
6th	1048	Mix	All	21st	2793	Mix	All
7th	0288	Mix	All	22nd	2278	Mix	All
8th	1505	Mix	All	23rd	1294	Mix	All
9th	0063	Mix	All	24th	1473	Mix	All
10th	2490	Mix	All	25th	0292	Mix	All
11th	0392	Mix	All	26th	1950	Mix	All
12th	1796	Mix	All	27th	2656	Mix	All
13th	1141	Mix	All	28th	1224	Mix	All
14th	0847	Mix	All	29th	1474	Mix	All
15th	0378	Mix	All	-	-	-	-

Two batches selected for PV Ballots (1,040 total PV cards tallied, or 1.25% of 83,179 PV cards)			
Order Drawn	Batch	Ballot Type	Contests Tallied
1st	6881	Mix	All
2nd	6935	Mix	All

Part II: Summary of Results of the 1% Manual Tallies

Summary of Results of the 1% Manual Tally			
Precinct	Contests Tallied	Precinct Ballots	
		Discrepancies found?	Causes
7305	All	No	NA
7515	All	Yes	Three ballot cards (Card 2, 3, and 4) were likely mis-boxed and were not available for the tally resulting in 1 less vote count in the contests and measures appearing on these cards.
7835	All	No	NA
9222	All	No	NA
9701	All	No	NA
1131	U.S. Representative, Dist.15; Board of Supervisors, Dist. 11	No	NA
7038	BART Board of Directors, Dist. 7	No	NA
7913	Board of Supervisors, Dist. 9	No	NA
9141	Board of Supervisors, Dist. 1	No	NA
VBM Batch	Contests Tallied	Vote-by-Mail Ballots	
(Box) #		Discrepancies found?	Causes
0063	All	No	NA
0168	All	No	NA
0288	All	No	NA
0292	All	No	NA
0378	All	No	NA
0392	All	No	NA
0560	All	No	NA
0789	All	No	NA

0847	All	No	NA
<b>VBM Batch</b>	<b>Vote-by-Mail Ballots</b>		
<b>(Box) #</b>	<b>Contests Tallied</b>	<b>Discrepancies found?</b>	<b>Causes</b>
1038	All	No	NA
1048	All	No	NA
1141	All	No	NA
1224	All	No	NA
1294	All	No	NA
1339	All	No	NA
1473	All	No	NA
1474	All	No	NA
1505	All	No	NA
1791	All	No	NA
1796	All	No	NA
1950	All	No	NA
2084	All	No	NA
2187	All	No	NA
2278	All	No	NA
2326	All	No	NA
2490	All	No	NA
2656	All	No	NA
2671	All	No	NA
2793	All	No	NA
<b>PV Batch</b>	<b>Provisional Ballots</b>		
<b>(Box) #</b>	<b>Contests Tallied</b>	<b>Discrepancies found?</b>	<b>Causes</b>
6881	All	No	NA
6935	All	No	NA

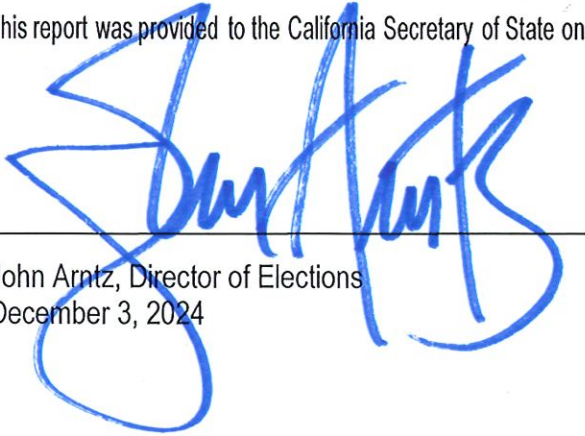
**Part III: Comparison of Manual and Machine Tallies (for discrepancies only)**

11/21/2024

Precinct 7515		Incident #	001	
Reason: Three ballot cards (Card 2, 3, and 4) were likely mis-boxed boxes during preparation and were not available for the manual tally resulting in a one-vote discrepancy for each contest and measure appearing on these cards.				
<b>Contest</b>	<b>Candidate/Yes-No</b>	<b>Report Count</b>	<b>Manual Count</b>	<b>Variance</b>
MAYOR	SHAHRAM SHARIATI	1	0	1
MEMBER, BOARD OF SUPERVISORS, DISTRICT 5	SCOTTY JACOBS	8	7	1
CITY ATTORNEY	RICHARD T. WOON	13	12	1
DISTRICT ATTORNEY	RYAN KHOJASTEH	23	22	1
SHERIFF	MICHAEL JUAN	11	10	1
TREASURER	JOSÉ CISNEROS	57	56	1
PROPOSITION 2	YES	58	57	1
PROPOSITION 3	YES	50	49	1
PROPOSITION 4	YES	63	62	1
PROPOSITION 5	YES	52	51	1
PROPOSITION 6	NO	16	15	1
PROPOSITION 32	YES	57	56	1
PROPOSITION 33	YES	45	44	1
PROPOSITION 34	YES	30	29	1
PROPOSITION 35	YES	63	62	1
PROPOSITION 36	YES	38	37	1
MEASURE A	YES	58	57	1
MEASURE B	YES	53	52	1
MEASURE C	YES	42	41	1
MEASURE D	NO	41	40	1
MEASURE E	YES	43	42	1
MEASURE F	NO	33	32	1
MEASURE G	YES	48	47	1
MEASURE H	YES	39	38	1
MEASURE I	YES	52	51	1
MEASURE J	YES	13	12	1
MEASURE K	NO	24	23	1
MEASURE L	NO	23	22	1
MEASURE M	YES	41	40	1
MEASURE N	YES	37	36	1
MEASURE O	YES	14	13	1

This 1% manual tally was conducted in accordance with California Elections Code section 15360(c) and California Code of Regulations, Title 2, Division 7, Chapter 4.7.

This report was provided to the California Secretary of State on December 3, 2024.



---

John Arntz, Director of Elections  
December 3, 2024







## Memorandum

**To:** Angela Calvillo, Clerk of the Board of Supervisors  
**From:** John Arntz, Director of Elections  
**Date:** December 3, 2024  
**RE:** Certification Documents: November 5, 2024, Consolidated General Election

---

I am writing to provide the letter certifying the results of the November 5, 2024, Consolidated General Election and related attachments. Also enclosed with this memorandum is a resolution for introduction to the Board of Supervisors to declare the results of the election.


Please let me know if there are any questions or if I can provide any other information.

Thank you.

**Encl:** Certification Letter for November 5, 2024, Consolidated General Election  
Attachment 1, Statement of the Results  
Attachment 2, SHA512 List of Hashed Records  
Attachment 3, Manual Tally Report  
Resolution for Introduction, Declaring Results of the November 2024, Consolidated General Election

## Introduction Form

*(by a Member of the Board of Supervisors or the Mayor)*



I hereby submit the following item for introduction (select only one):

- 1. For reference to Committee (Ordinance, Resolution, Motion or Charter Amendment)
- 2. Request for next printed agenda (For Adoption Without Committee Reference)  
*(Routine, non-controversial and/or commendatory matters only)*
- 3. Request for Hearing on a subject matter at Committee
- 4. Request for Letter beginning with "Supervisor \_\_\_\_\_ inquires..."
- 5. City Attorney Request
- 6. Call File No. \_\_\_\_\_ from Committee.
- 7. Budget and Legislative Analyst Request (attached written Motion)
- 8. Substitute Legislation File No. \_\_\_\_\_
- 9. Reactivate File No. \_\_\_\_\_
- 10. Topic submitted for Mayoral Appearance before the Board on \_\_\_\_\_

The proposed legislation should be forwarded to the following (please check all appropriate boxes):

- Small Business Commission       Youth Commission       Ethics Commission
- Planning Commission       Building Inspection Commission       Human Resources Department

General Plan Referral sent to the Planning Department (proposed legislation subject to Charter 4.105 & Admin 2A.53):

- Yes                       No

*(Note: For Imperative Agenda items (a Resolution not on the printed agenda), use the Imperative Agenda Form.)*

Sponsor(s):

Aaron Peskin

Subject:

Declaration of Election Results - November 5, 2024 - Consolidated General Election

Long Title or text listed:

Resolution declaring the results of the November 5, 2024 Consolidated General Election.

Signature of Sponsoring Supervisor: