



# FY 2024-25 Student Success Fund: Background, Data and Budget

April 17, 2025



# Background

**SF voters pass Proposition G in November 2022:** This legislation amends City Charter to provide additional set aside money for SFUSD from existing City funds, to be placed in a new Student Success Fund (Fund).

**The Student Success Fund (SSF)** was created to establish a fund whereby school(s) and SFUSD could apply for grants to implement programs designed to enhance student achievement or social/emotional wellness.

**SSF presents schools and communities with 2 distinct opportunities:**

- Opportunity to receive long term funding for innovative and effective strategies for students to achieve academic success and social/emotional wellness at school sites.
- A chance to accomplish goals in deep collaboration with students, parents, educators, and staff of community-based organizations, ensuring all stakeholders have regular input and experts are centered in decision making processes.

# DCYF's Role

**DCYF was named as entity that provides oversight and administration of the funds.** Within the legislation it is specified that DCYF can and/or will do the following:

- On a funding cycle determined by the Department shall invite Eligible Schools to apply for grant funding to support academic achievement and social/emotional wellness of students.
- Provide a Student Success Grant to each Eligible School that the Department, after consultation with the District, determines is capable of successfully implementing the District's instructional and community school frameworks or other evidence-based school improvement strategies, based on the school's application.
- DCYF shall establish criteria, or the Board of Supervisors may establish criteria by ordinance, to prioritize grants to schools demonstrating low academic achievement and/or with a high number of vulnerable students, including but not limited to English language learners, foster youth, students eligible for free or reduced-price meals, homeless students, and students who are otherwise vulnerable or underserved.
- May provide grants to the District if the district applies for funding to plan or implement innovative programs designed to enhance student achievement or social/emotional wellness at an eligible school or group of eligible schools.
- DCYF has flexibility to provide technical assistance to a school if determined they do not have capacity to implement a community school model and/or are not prepared to apply for funding.

# School Grant Awards

## Readiness grants:

- \$6,300,000 available
- Maximum award: \$350,000 per year
- Grant term: July 1, 2024 to June 30, 2026

## Implementation grants:

- \$13,575,000 available
- Maximum award: \$550,000 per year
- Grant term: July 1, 2024 to June, 30, 2027 (with the option of two additional years)

The chart below details the number of school site applications, amounts requested, and amounts awarded.

Funding category	Total school site applications	Total amount requested	Total amount awarded
Readiness grants	38	\$11,750,891	\$6,630,000
Implementation grants	31	\$9,009,470	\$7,789,360
<b>Total</b>	<b>69</b>	<b>\$20,760,361</b>	<b>\$14,419,360</b>

# Awards process

DCYF and SFUSD's decision process included a three-part process: Prioritization, Scoring, and Final Deliberation.

## 1. Prioritization:

- School sites received 5 priority points for each priority criteria met for a maximum of 15 priority points. To determine whether an Eligible School has demonstrated low academic achievement, the Department shall rely on ratings prepared by the State and/or the District.
- Schools will receive 5 priority points for each of the following conditions (for a maximum of 15 priority points total):
  1. Performance on SBAC (Math or English)  $\leq 30\%$
  2. Chronic Absenteeism Rate  $\geq 25\%$
  3. Unduplicated vulnerable student population  $\geq 65\%$ , which includes African American, Latinx, Pacific Islander, English language learners, foster youth, children with disabilities, homeless and underhoused youth and students who qualify for free or reduced lunch.

**2. Scoring:** Applications needed to score 65 points or higher to be considered.

**3. Final Deliberation:** DCYF and SFUSD decided awards based on each application's alignment with SFUSD Goals and Guardrails, budget, and overall capacity of school sites.

# Readiness Grants Awardees

School site	Amount requested	Amount awarded
Aptos Middle School	\$350,000	\$350,000
Balboa High School	\$350,000	\$350,000
Chavez Elementary School	\$350,000	\$350,000
Cleveland Elementary School	\$100,000	\$100,000
Cobb Elementary School	\$200,000	\$200,000
County Satellite Schools	\$350,000	\$350,000
Denman Middle School	\$350,000	\$350,000
Dolores Huerta Elementary School	\$350,000	\$350,000
Flynn Elementary School	\$350,000	\$350,000
Glen Park Elementary School	\$350,000	\$350,000
Grattan Elementary School	\$350,000	\$350,000
Hillcrest Elementary School	\$50,000	\$50,000
Ida B Wells High School	\$200,000	\$200,000
Independence High School	\$200,000	\$200,000
Lincoln High School	\$350,000	\$350,000
Moscone Elementary School	\$350,000	\$350,000
O'Connell High School	\$50,000	\$50,000
Rosa Parks Elementary School	\$350,000	\$350,000
SF Community School	\$350,000	\$350,000
Starr King Elementary School	\$350,000	\$350,000
Ulloa Elementary School	\$231,841	\$230,000
Webster Elementary School	\$350,000	\$350,000

# Implementation Grants Awardees

School site	Amount requested	Amount awarded
Bret Harte Elementary School	\$300,000	\$300,000
Buena Vista Horace Mann K-8	\$249,980	\$249,980
Burton High School	\$150,000	\$150,000
Carmichael PK-8	\$250,000	\$250,000
Downtown High School	\$300,000	\$300,000
Dr. MLK Middle School	\$250,000	\$250,000
ER Taylor Elementary School	\$250,000	\$250,000
Everett Middle School	\$250,000	\$250,000
Francisco Middle School	\$249,887.99	\$249,880
Jean Parker Elementary School	\$300,000	\$300,000
Longfellow Elementary School	\$250,000	\$250,000
Mission Education Center	\$399,972	\$399,000
Mission High School	\$150,000	\$150,000
Monroe Elementary School	\$250,000	\$250,000
Revere PreK-8	\$250,000	\$250,000
SF International High School	\$300,000	\$300,000
Sheridan Elementary School	\$300,000	\$300,000
Sutro Elementary School	\$300,000	\$300,000
Tenderloin Community School	\$300,000	\$295,000
Vis Valley Middle School	\$325,000	\$325,000
Willie Brown Jr Middle School	\$287,500	\$287,500

# CCSPP Grant Awards

School sites with a California Community Schools Partnership Program (CCSPP) grant were awarded funding that made up the difference between the CCSPP grant and the maximum SSF school grant award (\$350,000 for readiness grants and \$550,000 for implementation grants).

School site	Amount requested	CCSPP funded amount	Amount awarded
<b>Readiness Grant awardees</b>			
Carver Elementary School	\$550,000	\$250,000	\$100,000
James Lick Middle School	\$350,000	\$300,000	\$50,000
Malcolm X Academy Elementary School	\$615,771	\$150,000	\$200,000
<b>Implementation Grant awardees</b>			
Drew College Prep	\$312,500	\$250,000	\$300,000
El Dorado Elementary School	\$415,000	\$150,000	\$400,000
Guadalupe Elementary School	\$550,000	\$350,000	\$283,000
John Muir Elementary School	\$385,804	\$250,000	\$300,000
Sanchez Elementary School	\$370,458	\$250,000	\$300,000
Thurgood Marshall High School	\$298,369	\$300,000	\$250,000
Vis Valley Elementary School	\$365,000	\$250,000	\$300,000



# SSF Goals Across All Sites

**Visit this link to access to all school site SMARTER Goals: (Insert link)**

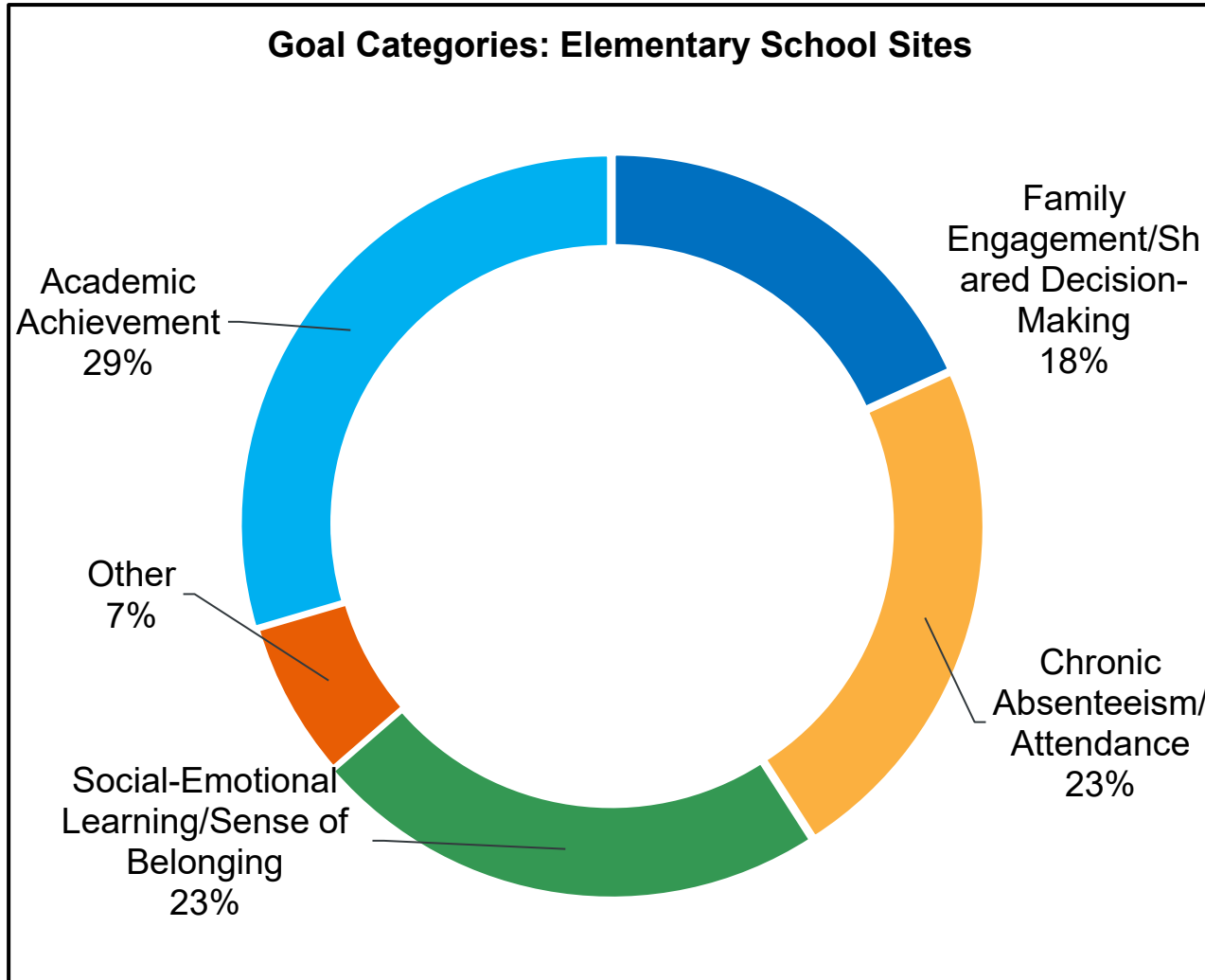
**93% of goals can be grouped into the following four categories:**

1. Strengthening Family Engagement and Shared Decision-Making Processes
2. Decreasing Chronic Absenteeism/Increasing Attendance
3. Supporting Social-Emotional Learning/Sense of Belonging
4. Increasing Literacy Support and/or Overall Academic Achievement

**The remaining goals consist of the following:**

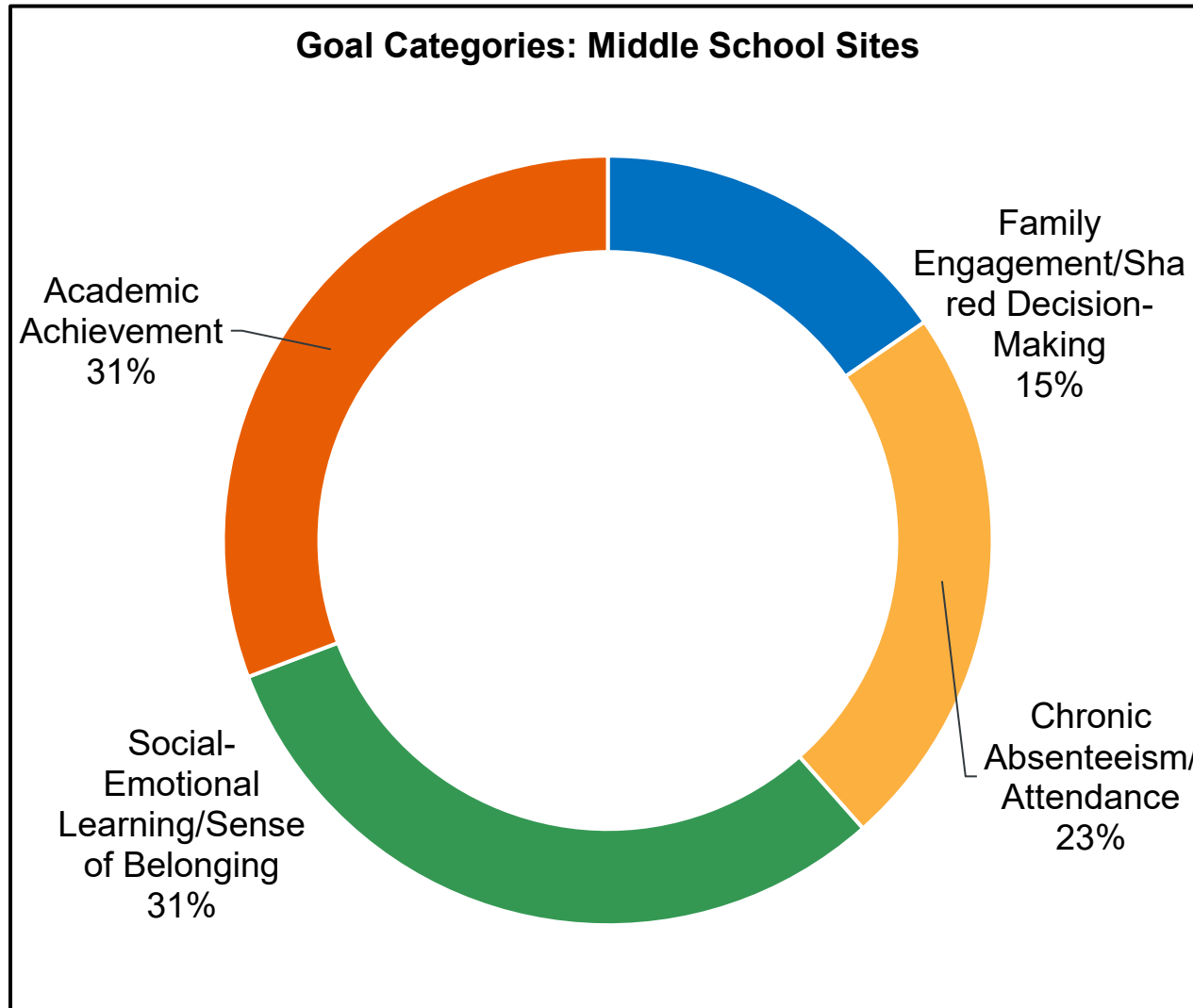
- Decreasing staff attrition
- Increasing extended learning opportunities
- Increasing career readiness programming

# Elementary School Sites



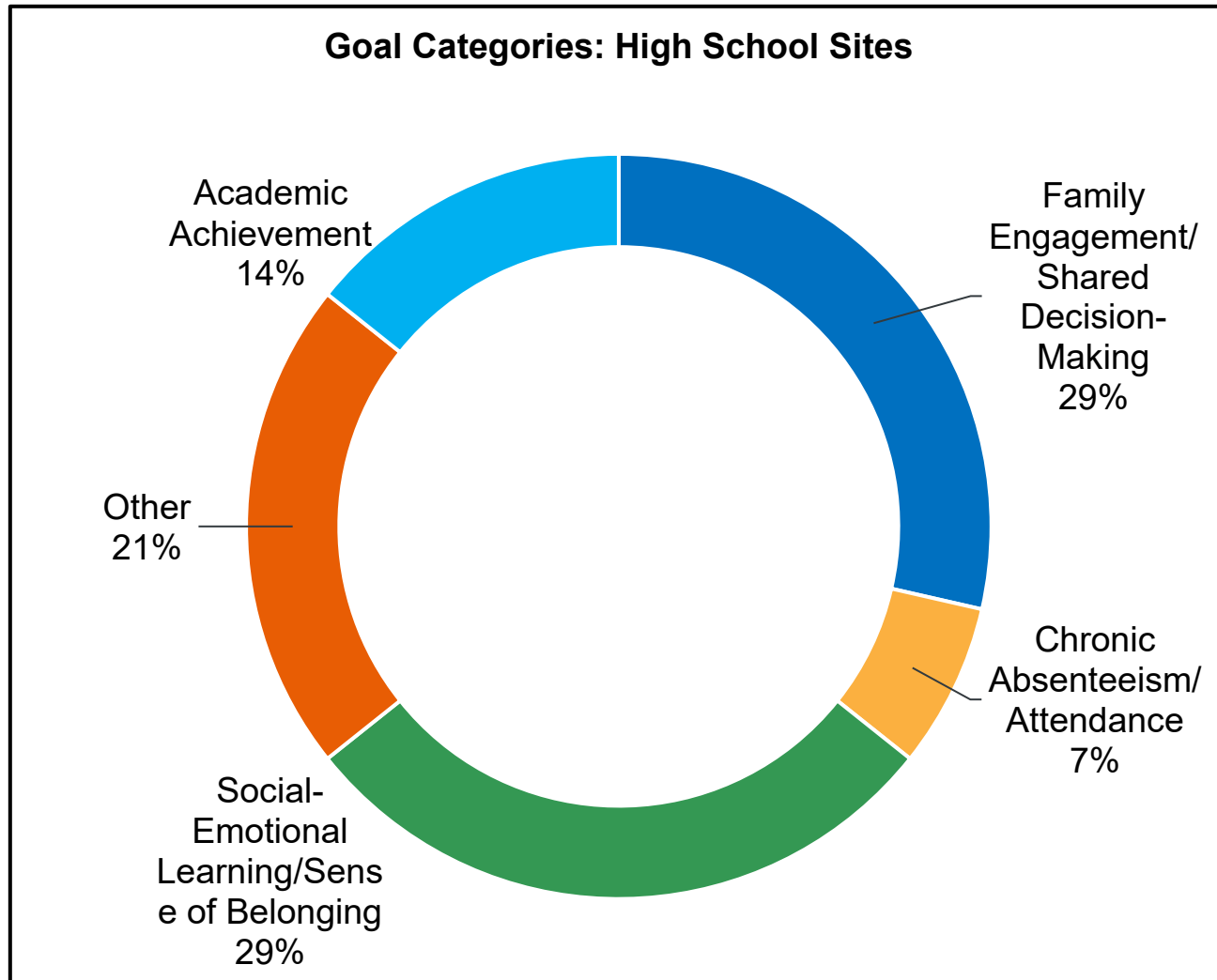
- Among elementary school sites, literacy support is the most cited SMART goal category, although the goals are generally spread evenly across all four categories.
- Of the goals listed under “Academic Achievement,” 85% of goals specify literacy support (as opposed to support in both literacy and math).
- 15 implementation grantees at the elementary grade level.

# Middle School Sites



- Among middle school sites, academic achievement and SEL are the most cited SMART goal categories.
- Of the goals listed under “Academic Achievement,” 75% of goals specify increasing support in literacy and math (as opposed to single subjects).
- 5 implementation grantees at the middle grade level.

# High School Sites



- Among high school sites, family engagement and SEL are the most cited SMART goal categories.
- All goals listed under “Academic Achievement” specify increasing support in literacy (as opposed to supporting literacy and math).
- 5 implementation grantees at the high school grade level.

# Student Success Fund Budget at \$35M

The charts below represent the SSF budget if it does not increase over the next three years due to the City deficit. There are no changes for the first two years.

FY 2024-2025		
Category	SFUSD	DCYF
Rapid Response	\$3,300,000.00	\$0
District Innovation	\$7,250,000.00	\$0
Readiness Grants	\$6,630,000.00	\$0
Implementation Grant	\$7,789,360.00	\$0
Technical Assistance	\$500,000.00	\$2,600,000.00
Administration (6%)	\$1,050,000.00	\$1,255,000.00
<b>Total</b>	<b>\$26,519,360.00</b>	<b>\$3,855,000.00</b>
<b>Total amount allocated</b>	<b>\$26,519,360.00</b>	<b>\$3,855,000.00</b>
<b>Remaining balance</b>	<b>\$0</b>	<b>\$4,625,640.00 (currently unallocated)</b>

FY 2025-2026		
Category	SFUSD	DCYF
Rapid Response	\$3,300,000.00	\$0
District Innovation	\$7,250,000.00	\$0
Readiness Grants	\$6,630,000.00	\$0
Implementation Grant	\$7,789,360.00	\$0
Technical Assistance	\$500,000.00	\$2,600,000.00
Administration (6%)	\$1,050,000.00	\$1,255,000.00
<b>Total</b>	<b>\$26,519,360.00</b>	<b>\$3,855,000.00</b>
<b>Total amount allocated</b>	<b>\$26,519,360.00</b>	<b>\$3,855,000.00</b>
<b>Remaining balance</b>	<b>\$0</b>	<b>\$4,625,640.00 (currently unallocated)</b>

# Student Success Fund Budget at \$35M

FY26-27 marks the beginning of providing 53 Implementation grants, thus the amount needed is increased.

Grants go to backfill for CCSPP grants (Cohort 1) that begin to sunset.

In addition, all Readiness Grants turn into Implementation Gm \$350,000 max to \$550,000 max.

FY 2026-2027		
Category	SFUSD	DCYF
Rapid Response	\$0	\$0
District Innovation	\$7,250,000.00	\$0
Readiness Grants	\$0	\$0
Implementation Grant	\$21,626,860.00	\$0
Technical Assistance	\$500,000.00	\$2,600,000.00
Administration (6%)	\$1,050,000.00	\$1,255,000.00
<b>Total</b>	<b>\$30,426,860.00</b>	<b>\$3,855,000.00</b>
<b>Total amount allocated</b>	<b>\$30,426,860.00</b>	<b>\$3,855,000.00</b>
<b>Remaining balance</b>	<b>\$0</b>	<b>\$718,140.00</b>