

File No. 120454

Committee Item No. 11

Board Item No. 19

COMMITTEE/BOARD OF SUPERVISORS

AGENDA PACKET CONTENTS LIST

Committee: Budget and Finance Committee

Date May 24, 2012

Board of Supervisors Meeting

Date 6/5/12

Cmte Board

- | | | |
|-------------------------------------|-------------------------------------|--|
| <input type="checkbox"/> | <input type="checkbox"/> | Motion |
| <input checked="" type="checkbox"/> | <input checked="" type="checkbox"/> | Resolution |
| <input type="checkbox"/> | <input type="checkbox"/> | Ordinance |
| <input type="checkbox"/> | <input type="checkbox"/> | Legislative Digest |
| <input checked="" type="checkbox"/> | <input checked="" type="checkbox"/> | Budget and Legislative Analyst Report |
| <input type="checkbox"/> | <input type="checkbox"/> | Legislative Analyst Report |
| <input type="checkbox"/> | <input type="checkbox"/> | Youth Commission Report |
| <input type="checkbox"/> | <input type="checkbox"/> | Introduction Form (for hearings) |
| <input type="checkbox"/> | <input type="checkbox"/> | Department/Agency Cover Letter and/or Report |
| <input type="checkbox"/> | <input type="checkbox"/> | MOU |
| <input type="checkbox"/> | <input type="checkbox"/> | Grant Information Form |
| <input type="checkbox"/> | <input type="checkbox"/> | Grant Budget |
| <input type="checkbox"/> | <input type="checkbox"/> | Subcontract Budget |
| <input checked="" type="checkbox"/> | <input checked="" type="checkbox"/> | *Contract/Agreement |
| <input checked="" type="checkbox"/> | <input checked="" type="checkbox"/> | Form 126 – Ethics Commission |
| <input type="checkbox"/> | <input type="checkbox"/> | Award Letter |
| <input type="checkbox"/> | <input type="checkbox"/> | Application |
| <input type="checkbox"/> | <input type="checkbox"/> | Public Correspondence |

OTHER (Use back side if additional space is needed)

<input type="checkbox"/>	<input type="checkbox"/>	_____
<input type="checkbox"/>	<input type="checkbox"/>	_____
<input type="checkbox"/>	<input type="checkbox"/>	_____
<input type="checkbox"/>	<input type="checkbox"/>	_____
<input type="checkbox"/>	<input type="checkbox"/>	_____
<input type="checkbox"/>	<input type="checkbox"/>	_____
<input type="checkbox"/>	<input type="checkbox"/>	_____
<input type="checkbox"/>	<input type="checkbox"/>	_____
<input type="checkbox"/>	<input type="checkbox"/>	_____

Completed by: Victor Young Date May 18, 2012

Completed by: Victor Young Date 5/31/12

An asterisked item represents the cover sheet to a document that exceeds 25 pages. The complete document can be found in the file.

1 [Lease of Real Property - 1455 Market Street]

2
3 **Resolution authorizing the lease of 24,440 sq. ft. at 1455 Market Street for seven years**
4 **plus option to extend for the San Francisco Department of the Environment's Office**
5 **purposes.**

6
7 WHEREAS, The San Francisco Department of the Environment (DOE) offices
8 currently reside in two leased locations within the Civic Center area in facilities which are
9 undersized and not conducive to environmental and energy efficiency standards, including
10 the primary office and Eco-Center at 11 Grove Street, and the satellite office at 401 Van
11 Ness Avenue; and

12 WHEREAS, The office lease at 11 Grove Street expires on May 31, 2012 and DOE
13 will continue to hold over on a month to month basis; and

14 WHEREAS, The lease at 401 Van Ness Avenue expires on December 31, 2012 and
15 they are unable to hold over much beyond the date due to the scheduled renovations of the
16 War Memorial building; and

17 WHEREAS, DOE seeks to consolidate its offices and operations into a single facility,
18 adequately sized, that fully achieves the environmental and sustainability goals of the City;
19 and

20 WHEREAS, Since March 2011, DOE, with the Real Estate Division began
21 extensively researching and visiting office locations within San Francisco for over eleven
22 months to determine the best site for its needs, and 1455 Market Street was determined as
23 the best site; now, therefore, be it

24 RESOLVED, That the Director of DOE and Director of Real Estate is hereby
25 authorized to take all actions, each on behalf of the City and County of San Francisco, as

1 tenant, to execute a lease and other related documents with Hudson 1455 Market, LLC,
2 ("Landlord"), in the building commonly known as 1455 Market Street, San Francisco,
3 California, for the Premises which comprise an area of approximately 24,440 square feet on
4 the terms and conditions contained in the Lease (a copy of which is on file with the Clerk of
5 the Board of Supervisors in File No. 120454) and as contained herein; and, be it

6 FURTHER RESOLVED, That the Lease shall be for a term of seven (7) years
7 (commencing upon Substantial Completion of the Tenant Improvements expected to be on
8 or about October 1, 2012) with one (1) further option to extend the term of the lease by five
9 (5) years. The Lease shall be at a base rent of \$684,320.00 per year (\$28.00 per sq ft) and
10 shall be fully serviced. The base rent shall increase annually by \$1.00 on each anniversary
11 of the Anniversary Date of the Lease. The Landlord has provided a base allowance of
12 \$1,502,571.20 (\$61.48 per square foot). The City shall pay other typical tenant costs
13 including its pro rata share of increases in operating expenses over the base year. The
14 proposed lease shall include three (3) months of a rent reduction credit equal to \$57,026.67
15 for each month of months one (1), two (2), and three (3), to facilitate DOE's transition to the
16 new facility. This lease shall include one (1) further option to extend the term for five (5)
17 years each on all of the same terms and conditions except that the base rent shall be
18 reassessed at fair market value; and,

19 WHEREAS, DOE is seeking in kind donations and grant funding in order to increase
20 tenant improvements above the base allowance; and, be it

21 FURTHER RESOLVED, That the Lease shall include the lease clause indemnifying
22 and holding harmless the Landlord, from and agreeing to defend the Landlord against any
23 and all claims, costs and expenses, including, without limitation, reasonable attorney's fees,
24 incurred as a result of City's use of the premises, any default by the City in the performance
25 of any of its obligations under the lease or any acts or omissions of City or its agents, in, on

1 or about the premises or the property on which the premises are located, excluding those
2 claims, costs and expenses incurred as a result of the negligence or willful misconduct of
3 Landlord or its agents; and, be it


4 FURTHER RESOLVED, That all actions heretofore taken by the officers of the City
5 with respect to such lease are hereby approved, confirmed and ratified; and, be it

6 FURTHER RESOLVED, That the Board of Supervisors authorizes the Director of
7 Real Estate to enter into any amendments or modifications to the Lease (including without
8 limitation, the exhibits) that the Director of DOE and the Director of Real Estate each
9 determines, in consultation with the City Attorney, are in the best interest of the City, do not
10 increase the rent or otherwise materially increase the obligations or liabilities of the City, are
11 necessary or advisable to effectuate the purposes of the Lease or this resolution, and are in
12 compliance with all applicable laws, including City's Charter; and, be it

13 FURTHER RESOLVED, That the City shall occupy the entire Premises for the full
14 term of the lease unless funds for rental payments are not appropriated in any subsequent
15 fiscal year. Said Lease shall be subject to certification as to funds by the Controller,
16 pursuant to Section 3.105 of the Charter. Annually, DOE and City's Real Estate Division
17 Staff shall use reasonable efforts to give Landlord at least nine (9) months advance notice of
18 any such projected termination. In no event shall City give less than thirty (30) days
19 advance notice of any such actual termination. DOE staff and management shall, as part of
20 City's budgetary process, seek to obtain the necessary appropriation of funds from the
21 Board of Supervisors and certification of the availability of funds from the Controller. If City
22 terminates the Lease due to lack of appropriated funds, then City shall not appropriate funds
23 in the fiscal year that such termination occurs, or the subsequent fiscal year, for the purpose
24 of purchasing a building, or renting new or additional space in any other privately-owned
25


1 building, to operate any of the City programs that were located in the Premises in the fiscal
2 year that the Lease terminated.

3
4
5 RECOMMENDED:

6
7 
8 _____
9 John Updike
10 Acting Director
11 Real Estate Division

12 RECOMMENDED:

13 SAN FRANCISCO DEPARTMENT
14 OF THE ENVIRONMENT

15 
16 _____
17 Melanie Nutter
18 Director
19 Department of the Environment
20
21
22
23
24
25



John Updike
Acting Director of Real Estate

April 30, 2012

Through Naomi Kelly,
City Administrator

Honorable Board of Supervisors
City and County of San Francisco
City Hall, Room 244
1 Carlton B. Goodlett Place
San Francisco, CA 94102

New Lease
1455 Market Street
Department of Environment
Assignment #6675

RECEIVED
BOARD OF SUPERVISORS
SAN FRANCISCO
2012 APR 30 PM 12:02
AK

Dear Board Members:

Attached for your consideration is a Resolution authorizing the exercise of a seven (7) year lease of approximately 24,440 square feet at 1455 Market Street for the San Francisco Department of the Environment (DOE) for ongoing use as the centralized administration area for staff, services, training, and public programs.

DOE office lease at 11 Grove Street expires on May 31, 2012 and contains no additional options to extend the term of the lease beyond a hold-over provision. Beginning on June 1, 2012 they are scheduled to hold over on a month-to-month basis at no additional increase to the base rent, subject to termination with a thirty day notice from the landlord. DOE office lease at 401 Van Ness Avenue expires on December 31, 2012 and the term cannot be extended as renovations at the War Memorial building are scheduled to begin shortly thereafter in 2013. The proposed Resolution consolidates DOE's operations and programs into one facility.

DOE creates visionary policies and innovative programs that promote social equity, protect human health, and lead the way toward a sustainable future. DOE puts its mission into action by mobilizing communities and providing the resources needed to safeguard our homes, our city, and ultimately our planet. DOE serves San Francisco's residents, businesses, organizations, and public agencies

DOE has programs in the area of Climate, Renewable Energy, Energy Efficiency, Clean Air Transportation, Outreach, Environmental Justice, Green Jobs (Environment Now), Zero Waste, Toxic Reduction, School Education, Green Building, and Urban Forestry. Presently these programs and services are spread across multiple floors, over two locations, nearly four blocks apart, causing inefficiencies in operations and breaking up synergistic opportunities amongst the programmatic groups.

LEASE

between

HUDSON 1455 MARKET, LLC,
as Landlord

and

CITY AND COUNTY OF SAN FRANCISCO,
as Tenant

Suite 1200

1455 Market Street
San Francisco, California

_____, 2012

** Complete copy of document is
located in

File No. 120454

**FORM SFEC-126:
NOTIFICATION OF CONTRACT APPROVAL
(S.F. Campaign and Governmental Conduct Code § 1.126)**

City Elective Officer Information <i>(Please print clearly.)</i>	
Name of City elective officer(s): Members, Board of Supervisors	City elective office(s) held: Members, Board of Supervisors

Contractor Information <i>(Please print clearly.)</i>	
Name of contractor: Hudson 1455 Market LLC	
Please list the names of (1) members of the contractor's board of directors; (2) the contractor's chief executive officer, chief financial officer and chief operating officer; (3) any person who has an ownership of 20 percent or more in the contractor; (4) any subcontractor listed in the bid or contract; and (5) any political committee sponsored or controlled by the contractor. Use additional pages as necessary.	
<ol style="list-style-type: none"> 1. Victor Coleman, Chairman; Howard Stern, Mark Linehan, Ted Antenucci, Matthew Moran, Mark Burnett, Jonathan Glaser, Barry Porter, Richard Fried – Directors. 2. Victor Coleman, CEO; Howard Stern, President; Mark Lammas, CFO. 3. The Contractor, Hudson 1455 Market LLC is owned entirely by Hudson Pacific Properties, LP Hudson Pacific Properties, Inc, the General Partner and a publicly trade real estate investment trust. 4. None. 	
Contractor address: 11601 Wilshire Boulevard, Suite 1600, Los Angeles, CA 90025	
Date that contract was approved: <i>(By the SF Board of Supervisors)</i>	Amount of contract: \$5,303,480 Base Rent over 7 years.
Describe the nature of the contract that was approved: Lease of 24,440 sf at 1455 Market Street for CCSF, Department of the Environment.	
Comments:	

This contract was approved by (check applicable):

the City elective officer(s) identified on this form

a board on which the City elective officer(s) serves: San Francisco Board of Supervisors
Print Name of Board

the board of a state agency (Health Authority, Housing Authority Commission, Industrial Development Authority Board, Parking Authority, Redevelopment Agency Commission, Relocation Appeals Board, Treasure Island Development Authority) on which an appointee of the City elective officer(s) identified on this form sits

Print Name of Board

Filer Information <i>(Please print clearly.)</i>	
Name of filer: Angela Calvillo, Clerk of the Board	Contact telephone number: (415) 554-5184
Address: City Hall, Room 244, 1 Dr. Carlton B. Goodlett Pl., San Francisco, CA 94102	E-mail: Board.of.Supervisors@sfgov.org

Signature of City Elective Officer (if submitted by City elective officer)

Date Signed

Signature of Board Secretary or Clerk (if submitted by Board Secretary or Clerk)

Date Signed

CITY AND COUNTY OF SAN FRANCISCO

BOARD OF SUPERVISORS

BUDGET AND LEGISLATIVE ANALYST

1390 Market Street, Suite 1150, San Francisco, CA 94102 (415) 552-9292
FAX (415) 252-0461

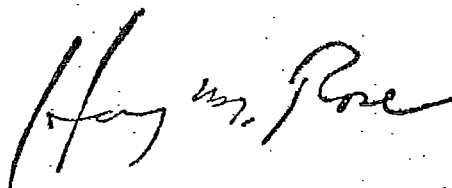
May 22, 2012

TO: Budget and Finance Committee
FROM: Budget and Legislative Analyst
SUBJECT: Recommendations of the Budget and Legislative Analyst for Amendment of the Mayor's Fiscal Year 2012-2013 to Fiscal Year 2013-2014 Budget.

Page

Descriptions for Departmental Budget Hearing, May 24, 2012 Meeting, 10:00 a.m.

PUC	Public Utilities Commission	1
ENV	Department of the Environment.....	18
MTA	Municipal Transportation Agency	28



Harvey M. Rose

- cc: Supervisor Chu
- Supervisor Avalos
- Supervisor Kim
- Supervisor Cohen
- Supervisor Wiener
- President Chiu
- Supervisor Campos
- Supervisor Elsbernd
- Supervisor Farrell
- Supervisor Mar
- Supervisor Olague
- Clerk of the Board
- Cheryl Adams
- Mayor Lee
- Controller
- Kate Howard

DEPARTMENT: PUC – PUBLIC UTILITIES COMMISSION

**BUDGET REVIEW EXECUTIVE SUMMARY
FIXED TWO YEAR BUDGET, FY 2012-13 & FY 2013-14**

YEAR ONE (FY 2012-13)

Budget Changes

The department's proposed budget of \$704,956,414 for FY 2012-13 is \$18,536,224 or 2.6% less than the original budget of \$723,492,638 for FY 2011-12.

Personnel Changes

The number of full-time equivalent positions (FTE) budgeted for FY 2012-13 is 1,622 FTEs, which is 6 FTEs more than the 1,616 FTEs in FY 2011-12. This represents 0.4% increase in FTEs from the original budget for FY 2011-12.

Revenue Changes

Department revenues, consistent with expenditures, have decreased by \$18,536,224 or 2.6%, from the original FY 2011-12 budget of \$723,492,638 to the proposed FY 2012-13 budget of \$704,956,414.

YEAR TWO (FY 2013-14)

Budget Changes

The department's proposed budget of \$775,739,283 for FY 2013-14 is \$70,782,869 or 10.0% more than the proposed budget of \$704,956,414 for FY 2012-13.

Personnel Changes

The number of FTEs budgeted for FY 2013-14 is 1,623 FTEs, which is 1 FTE more than the 1,622 FTEs in FY 2012-13.

Revenue Changes

Department revenues, consistent with expenditures, have increased by \$70,782,869 or 10.0%, from the proposed FY 2012-13 budget of \$704,956,414 to the proposed FY 2013-14 budget of \$775,739,283.

RECOMMENDED REDUCTIONS

The Budget and Legislative Analyst's recommended reductions to the proposed budget total \$2,576,394 in FY 2012-13 and \$2,801,604 in FY 2013-14.

**RECOMMENDATIONS OF THE BUDGET & LEGISLATIVE ANALYST
FOR AMENDMENT OF BUDGET ITEMS IN THE FY 2012-13 & 2013-14 TWO-YEAR FIXED BUDGET**

DEPARTMENT: PUC – PUBLIC UTILITIES COMMISSION

SUMMARY OF PROGRAM EXPENDITURES:

	FY 2011-12 Original Budget	FY 2012-13 Proposed Budget	Increase/ (Decrease) from FY 2011-12	FY 2013-14 Proposed Budget	Increase/ (Decrease) from FY 2012-13
PUBLIC UTILITIES COMMISSION					
ADMINISTRATION	\$112,184,853	\$188,958,806	\$76,773,953	\$208,772,837	\$19,814,031
CUSTOMER SERVICES	11,984,647	12,561,644	576,997	12,975,905	414,261
DEBT SERVICE	212,923,930	232,022,270	19,098,340	274,689,954	42,667,684
ENGINEERING	0	0	0	0	0
FINANCE	10,148,226	10,684,141	535,915	10,958,753	274,612
GENERAL MANAGEMENT	(55,946,417)	(59,207,238)	(3,260,821)	(60,648,302)	(1,441,064)
HETCH HETCHY CAPITAL PROJECTS	73,686,500	2,000,000	(71,686,500)	2,000,000	0
HETCHY WATER OPERATIONS	50,487,873	59,486,896	8,999,023	55,417,772	(4,069,124)
HUMAN RESOURCES	9,581,837	10,135,362	553,525	10,420,474	285,112
MANAGEMENT INFORMATION	19,542,846	20,525,731	982,885	20,746,225	220,494
OPERATING RESERVE	13,434,935	20,798,138	7,363,203	36,122,807	15,324,669
POWER INFRASTRUCTURE DEVELOPMENT	9,316,096	21,721,891	12,405,795	22,297,133	575,242
POWER PURCHASING/ SCHEDULING	44,505,295	45,851,628	1,346,333	45,971,131	119,503
POWER UTILITY SERVICES	11,869,084	342,000	(11,527,084)	357,000	15,000
STRATEGIC PLANNING/ COMPLIANCE	10,596,544	12,785,185	2,188,641	12,881,037	95,852
WASTEWATER CAPITAL PROJECTS	30,652,450	0	(30,652,450)	0	0
WASTEWATER COLLECTION	30,100,426	31,317,585	1,217,159	31,890,746	573,161
WASTEWATER OPERATIONS	6,413,336	3,051,622	(3,361,714)	3,072,021	20,399
WASTEWATER TREATMENT	69,931,755	70,704,830	773,075	72,039,834	1,335,004
WATER CAPITAL PROJECTS	39,270,330	5,001,000	(34,269,330)	5,713,000	712,000
WATER SOURCE OF SUPPLY	20,925,744	20,002,385	(923,359)	21,127,014	1,124,629
WATER TRANSMISSION/ DISTRIBUTION	49,043,342	50,988,696	1,945,354	51,668,436	679,740
WATER TREATMENT	37,910,802	42,618,602	4,707,800	42,882,303	263,701
Subtotal	\$818,564,434	\$802,351,174	(\$16,213,260)	\$881,356,080	\$79,004,906
Less Interdepartmental Recoveries And Transfers	(95,071,796)	(97,394,760)	(2,322,964)	(105,616,797)	(8,222,037)
Net Uses	\$723,492,638	\$704,956,414	(\$18,536,224)	\$775,739,283	\$70,782,869

RECOMMENDATIONS OF THE BUDGET & LEGISLATIVE ANALYST
FOR AMENDMENT OF BUDGET ITEMS IN THE FY 2012-13 & 2013-14 TWO-YEAR FIXED BUDGET

DEPARTMENT: PUC – PUBLIC UTILITIES COMMISSION

FY 2012-13

The PUC's proposed budget for FY 2012-13 is \$18,536,224 less than the budget for FY 2011-12. The PUC has proposed the following major changes in FY 2012-13:

- Scheduled debt service has increased due to increasing debt payments for outstanding Water Revenue Bonds to fund the Water Systems Improvement Program (WSIP), which began in 2005 and involves the rebuild and retrofit of the Hetch Hetchy Water System.
- The department is proposing two new positions: (1) one new 5148 Water Operations Analyst is being requested by the Wastewater Enterprise to help respond to various sewer inquiries from the public and other agencies that have increased as a result of sewer condition assessments; and (2) one new 7246 Sewer Repair Supervisor to support sewer condition assessments and help prioritize sewer replacement for areas with critical needs.
- Professional services contracts in the Wastewater Enterprise have increased to (a) respond to an Environmental Protection Agency inspection of the Southeast Water Pollution Control Plant facility and collection system; (b) examine the unexpected results from acute toxicity tests at the Southeast Water Pollution Control Plant; and (c) enable compliance with new regulatory mandates under the revised National Pollutant Discharge Elimination System Municipal Separate Storm Sewer System (MS4) Phase II General Permit.
- New funding is included in the Hetch Hetchy Water Division for fisheries studies as ordered by the Federal Energy Regulatory Commission (FERC) as part of the requirements under the Turlock and Modesto Irrigation Districts' FERC license to operate the Don Pedro Project.
- The Hetch Hetchy Water Division has negotiated a water transfer with Modesto Irrigation District as anticipated by the WSIP and approved by the Public Utilities Commission in October 2008. This includes funding for a California Environmental Quality Act (CEQA) review of potential water transfer from Modesto Irrigation District.
- New funding is included for the Hetch Hetchy Water Division for Western Electricity Coordinating Council (WECC)/North American Electric Reliability Corporation (NERC) regional standard compliance for owners, operators and users of the Bulk Electric System (BES).
- The Hetch Hetchy Power Division includes new funding for a business and strategic assessment to assist Hetchy Power to better serve an increasing number of retail electric customers and for the Advance Metering Infrastructure (AMI) Master Data Management (MSM) implementation.
- An increase in permanent salaries and mandatory fringe benefits due to Memoranda of Understanding (MOU) changes.
- The Department has prioritized completion of WSIP, resulting in decreased funding for Capital Improvement Projects in the Water Enterprise.
- PUC is proposing reduced administrative costs to the Water, Wastewater, and Hetch Hetchy divisions.

RECOMMENDATIONS OF THE BUDGET & LEGISLATIVE ANALYST
FOR AMENDMENT OF BUDGET ITEMS IN THE FY 2012-13 & 2013-14 TWO-YEAR FIXED BUDGET

DEPARTMENT: PUC – PUBLIC UTILITIES COMMISSION

FY 2013-14

The PUC's proposed budget for FY 2013-14 is \$70,782,869 and includes the following major changes:

- Annualization of new positions.
- An increase in scheduled debt service resulting from increasing debt payments for outstanding Water Revenue Bonds to fund WSIP.
- Increases in mandatory fringe benefits for department staff.
- A decrease in the Capital Improvement Projects for the Water Division due to WSIP.

DEPARTMENT PERSONNEL SUMMARY:

The number of FTEs in FY 2012-13 is 1,622 or 6 more than the 1,616 FTEs in FY 2011-12.

The number of FTEs in FY 2013-14 is 1,623 or 1 more than the 1,622 FTEs in FY 2012-13.

The Water Enterprise's FY 2012-13 budget includes 11 positions that are reassigned from the Infrastructure division.

The Wastewater Enterprise's FY 2012-13 budget includes two new positions noted above, annualization of positions approved in FY 2011-12, and budget system adjustments. No positions are proposed for deletion in FY 2012-13 and FY 2013-14.

The PUC Bureaus include increased FTEs from 13 positions that were new in FY 2011-12 and are annualized in the FY 2012-13 budget. The Bureaus budget includes two positions that are new in FY 2012-13.

RECOMMENDATIONS OF THE BUDGET & LEGISLATIVE ANALYST
FOR AMENDMENT OF BUDGET ITEMS IN THE FY 2012-13 & 2013-14 TWO-YEAR FIXED BUDGET

DEPARTMENT: PUC – PUBLIC UTILITIES COMMISSION

Revenues

The PUC receives operating revenue from utility rates charged to San Francisco individuals and businesses for water and wastewater use; wholesale water rates charged to the PUC's wholesale customers; electricity sales from power generated by Hetch Hetchy, and other sources. Revenues in the proposed FY 2012-13 and FY 2013-14 PUC budgets include:

- Increased revenues from the sale of water to San Francisco consumers based rate increases which are part of the five-year rate plan the PUC implemented in FY 2008-09.¹
- Increased revenues from the water rate increases for wholesale customers, as part of the five-year rate plan the PUC implemented in FY 2008-09.
- Increased revenues from sewer services to San Francisco consumers based rate increases which are part of the five-year rate plan the PUC implemented in FY 2008-09.²

LEGISLATION

Items 4 and 9. Files 12-0428 and 12-0469

File 12-0428 is an ordinance that would appropriate \$587,756,000 of proceeds from wastewater revenue bonds, wastewater revenues and interest income in order to finance improvements to the San Francisco City sewer system, renewal and replacement projects for sewer and treatment facilities, the Treasure Island Project, other wastewater capital projects, and City Auditor costs. File 12-0428 would also accept and expend a Department of Water Resources grant in the amount of \$24,146,000. **File 12-0469** is an ordinance that would increase the PUC's authority under San Francisco's 2002 Proposition E to issue Water Revenue Bonds by \$522,810,000.

In 2002, San Francisco voters approved Proposition E, which allows the PUC to issue debt without further approval of the voters, subject to approval of two-thirds of the Board of Supervisors.

Under File 12-0469, the PUC is requesting Proposition E authority for up to \$522,810,000 for (a) various wastewater projects (a list is in Table 3), (b) financing costs (as shown in Table 1, below), and (c) \$30,000,000 in water revenue bonds that the Board of Supervisors had previously approved for expenditure in FY 2011-12, as shown in Table 1. According to Mr. Mike Brown, Capital Finance Analyst for the PUC, legislation to issue \$30,000,000 in water revenue bonds had not been previously approved by the Board of Supervisors in FY 2011-12 and is being included in File 12-0469 for Board of Supervisors approval.

¹ In accordance with Charter Section 8B.125, the Board of Supervisors has the authority to reject proposed increases in water rates. Such rate increases were previously presented to the Board of Supervisors.

² In accordance with Charter Section 8B.125, the Board of Supervisors has the authority to reject proposed increases in sewer rates. Such rate increases were previously presented to the Board of Supervisors.

**RECOMMENDATIONS OF THE BUDGET & LEGISLATIVE ANALYST
FOR AMENDMENT OF BUDGET ITEMS IN THE FY 2012-13 & 2013-14 TWO-YEAR FIXED BUDGET**

DEPARTMENT: PUC – PUBLIC UTILITIES COMMISSION

Table 1

Revenue Bond Issuance Authority	Amount
Wastewater Capital Projects	\$428,530,000
Financing Costs	63,180,000
City Auditor Costs	1,100,000
Subtotal: Wastewater Revenue Bonds	\$492,810,000
Previously Approved Water Revenue Bonds in FY 2011-12	30,000,000
Total	\$522,810,000

Under File 12-0428, the PUC is requesting a supplemental appropriation of \$587,756,000 for capital improvement projects in FY 2012-13 through FY 2013-14. The sources of funds, which include proceeds from the issuance of wastewater revenue bonds requested in File 12-0469 above, as well as the use of funds are shown in Tables 2 and 3.

Table 2

Sources	Amount
Proceeds from Sale of Wastewater Revenue Bonds (File 12-0469)	\$492,810,000
Wastewater Enterprise Revenue	70,000,000
Department of Water Resources Grant	24,146,000
Interest Income	800,000
Total Sources	\$587,756,000

Table 3

Uses	Amount
Improvements to San Francisco City Sewer System	\$327,654,000
Renewal and Replacement for Sewer and Treatment Facilities	135,706,000
Treasure Island Project	5,470,000
Other Wastewater Capital Projects	54,647,000
Financing Costs	63,183,752
City Auditor Costs	1,095,248
Total Uses	\$587,756,000

Recommendation: Approve Files 12-0428 and 12-0469.

**RECOMMENDATIONS OF THE BUDGET & LEGISLATIVE ANALYST
FOR AMENDMENT OF BUDGET ITEMS IN THE FY 2012-13 & 2013-14 TWO-YEAR FIXED BUDGET**

DEPARTMENT: PUC – PUBLIC UTILITIES COMMISSION

Items 5 and 7. Files 12-0429 and 12-0467

File 12-0429 is an ordinance that would appropriate \$171,001,000 of proceeds from revenue bonds, water revenues, and interest income in order to finance improvements to San Francisco City water mains, regional water system improvements, and City Auditor costs. File 12-0467 is an ordinance that would increase the PUC's authority under San Francisco's 2002 Proposition E to issue Water Revenue Bonds by \$163,400,000 to finance improvements to San Francisco City water mains, the PUC's Hetch Hetchy Water and Power System, and City Auditor costs.

In 2002, San Francisco voters approved Proposition E, which allows the PUC to issue debt without further approval of the voters, subject to the approval of two-thirds of the Board of Supervisors. The Board of Supervisors has previously approved two ordinances authorizing the PUC to issue Water Revenue Bonds as shown in Table 4 below.

Table 4

Ordinance	Date	Amount	Projects
189-09	8/4/2009	\$1,310,307,119	WSIP
89-10	4/30/2010	1,737,724,038	WSIP Other Water Capital Projects (Local Water Mains) Automated Water Meter Program
100-11	6/20/2011	49,100,000	Water System Improvement Project Other Water Capital Projects (Local Water Mains)
Total		\$3,097,131,157	

Under File 12-0467, the PUC is requesting Proposition E authority for the issuance and sale of up to \$163,400,000 in water revenue bonds for two projects and City Auditor costs. According to Mr. Todd Rydstrom, Assistant General Manager and Chief Financial Officer for the PUC, the \$163,400,000 in Proposition E authority would be allocated to the following projects as shown in Table 5.

Table 5

Water Revenue Bond Issuance Authority	Project Costs	Financing Costs	Total
Improvements to San Francisco City Water Mains and Regional Water System (File 12-0467)	\$96,563,000	\$19,009,624	\$115,572,624
City Auditor Costs - Water Enterprise	303,376	N/A	303,376
Subtotal: Water Improvements	\$115,876,000	\$19,009,624	\$115,876,000
Hetch Hetchy Water and Power System Improvements	39,602,350	7,841,795	47,444,145
City Auditor Costs – Hetch Hetchy Water	\$79,205	N/A	\$79,205
Total	\$136,547,931	\$26,851,419	\$163,399,350*

* Rounded up to \$163,400,000.

RECOMMENDATIONS OF THE BUDGET & LEGISLATIVE ANALYST
FOR AMENDMENT OF BUDGET ITEMS IN THE FY 2012-13 & 2013-14 TWO-YEAR FIXED BUDGET

DEPARTMENT: PUC – PUBLIC UTILITIES COMMISSION

Under File 12-0429, the PUC is requesting a supplemental appropriation of \$171,001,000 for capital improvement projects in FY 2012-13 through FY 2013-14. The sources of funds, which include proceeds from the issuance and sale of water revenue bonds requested in File 12-0467 above, as well as the use of funds are shown in Tables 6 and 7.

Table 6

Sources	Amount
Proceeds from Sale of Water Revenue Bonds (File 12-0467)	\$115,876,000
Water Enterprise Revenue	49,125,000
Interest Income	6,000,000
Total Sources	\$171,001,000

Table 7

Uses	Amount
Improvements to City Water Mains and Regional Water System	\$151,688,000
Financing Costs	19,009,624
City Auditor Costs	303,376
Total Uses	\$171,001,000

Recommendations: Approve Files 12-0429 and 12-0467.

Item 6. File 12-0430

File 12-0430 is an ordinance that would appropriate \$141,171,000 for the Hetch Hetchy Water and Power Enterprise's Capital Improvement Program in FY 2012-13 and FY 2013-14. The ordinance would place applicable appropriations by project on Controller's Reserve subject to California Environmental Quality Act (CEQA) approval, where required, as well as receipt of proceeds on indebtedness and loan funds.

Under File 12-0430, \$141,171,000 is a proposed appropriation to be funded by Hetchy revenue, a Californian Energy Commission (CEC) loan, and PUC Power Revenue bonds (File 12-0468) and Water Revenue bonds (File 12-0467) as shown in Table 8 below.

**RECOMMENDATIONS OF THE BUDGET & LEGISLATIVE ANALYST
FOR AMENDMENT OF BUDGET ITEMS IN THE FY 2012-13 & 2013-14 TWO-YEAR FIXED BUDGET**

DEPARTMENT: PUC – PUBLIC UTILITIES COMMISSION

Table 8

Sources	Amount
Hetch Hetchy Revenue, Continuing Capital Project Fund	\$78,347,650
Californian Energy Commission Loan Fund	3,000,000
Hetchy Power Division Revenue Bonds (File 12-0468 – see below)	12,300,000
Water Enterprise Revenue Bonds (File 12-0467)	47,523,350
Total	\$141,171,000

Under File 12-0430, the \$141,171,000 proposed appropriation would be appropriated for Hetch Hetchy Water and Power Enterprise’s Capital Improvement Program projects and for financing and City Auditor costs, as shown in Table 9.

Table 9

Uses	Amount
Hetch Hetchy Power Division Projects	\$91,347,650
Hetch Hetchy Water Division Projects	39,602,350
Hetchy Power Enterprise Revenue Bond Financing Costs (File 12-0468)	9,959,100
City Auditor Costs	261,900
Total	\$141,171,000

With the approval of the Board of Supervisors, the proposed appropriations are effective July 1, 2012. The bond-funded portion shall be placed on Controller’s Reserve pending the availability of funds. Additionally, the portion of the appropriation funded by FY 2013-14 operating revenues would be placed on Controller’s Reserve until July 1, 2013.

Recommendation: Approve File 12-0430.

Item 8. File 12-0468

File 12-0468 is an ordinance that would approve the issuance and sale of power revenue bonds of an amount not to exceed \$12,300,000 by the PUC to fund Hetchy Power Division capital projects, pursuant to City Charter Section 9.107(8).

Under File 12-0468, the PUC is requesting authority to issue up to \$12,300,000 for various capital improvement projects in the Hetch Hetchy Enterprise. According to Mr. Rydstrom, of the \$12,300,000

RECOMMENDATIONS OF THE BUDGET & LEGISLATIVE ANALYST
FOR AMENDMENT OF BUDGET ITEMS IN THE FY 2012-13 & 2013-14 TWO-YEAR FIXED BUDGET

DEPARTMENT: PUC – PUBLIC UTILITIES COMMISSION

not to exceed amount, an estimated \$10,000,000 would be allocated to the projects proposed under File 12-0430 noted above, and \$2,300,000 would be used for financing and City Auditor costs.

Recommendation. Approve File 12-0468.

Item 10. File 12-0544

File 12-0544 is a requested release of \$20.0 million on reserve to implement, advance, promote or enhance policies and projects consistent with City Energy Policies. The funds were placed on reserve by the Board of Supervisors on August 7, 2007 (File 07-0315). The source of funds is a \$20.0 million payment from Trans Bay Cable LLC to the PUC (the SF Electricity Reliability Payment), for Trans Bay Cable LLC's construction on and use of Port property.

Under File 07-0315, as previously approved by the Board of Supervisors, the PUC was required to consult with the Department of the Environment, the Department of Public Health (DPH), and the community in spending the \$20.0 million SF Electricity Reliability Payment on renewable energy, conservation, and environmental health programs benefiting low income, at-risk, and environmentally disadvantaged communities. On April 24, 2012, the PUC submitted a \$20.0 million spending plan, attached to this report, including (a) energy retrofits at the Human Services Agency and DPH; (b) air quality and energy retrofits at various City locations; (c) other energy projects, including energy efficiency projects with SFUSD; (d) renewable energy projects; (e) implementation of new programs, including environmental justice and education programs; and (f) green jobs training and placement. According to Mr. Carlos Jacobo, PUC Budget Manager, the PUC consulted with the Department of Environment, DPH, and the community in the development of this spending plan.

The PUC's proposed FY 2012-13 budget includes \$3.6 million of the reserved funds and the proposed FY 2013-14 budget includes an additional \$3.3 million of the reserved funds, for a total of \$6.9 million. The attached budget shows that the remaining \$13.1 million would be in FY 2014-15 through 2020-21, subject to Board of Supervisors approval.

Recommendation: Approve File 12-0544.

COMMENTS:

The Budget and Legislative Analyst's recommended reductions to the proposed budget total \$2,576,394 in FY 2012-13 and \$2,801,604 in FY 2013-14.

Proposed uses of SF Electric Reliability Payment: FY 2012-2021 (Project costs tentative, pending detailed site evaluations)
March 30, 2012

	FY2011-12	FY2012-13	FY2013-14	FY2014-15	FY2015-16	FY2016-17	FY2017-18	FY2018-19	FY2019-20	FY2020-21	TOTAL
ENERGY EFFICIENCY/ENVIRONMENTAL HEALTH											
Energy Retrofits at Human Services Agency											
Project locations selected according to established location criteria:											
Center Link Center - 3120 Mission St	\$0	\$1,085,000	\$715,000	\$0	\$0	\$0	\$0	\$0	\$0	\$0	\$1,800,000
Earl P. Mills Community Center - 100 Whitney Young Ct	\$0	\$1,085,000	\$715,000	\$0	\$0	\$0	\$0	\$0	\$0	\$0	\$1,800,000
Human Services Agency - 170 Oaks St	\$0	\$1,085,000	\$715,000	\$0	\$0	\$0	\$0	\$0	\$0	\$0	\$1,800,000
Independent Living Skills Program - 225 Valencia St	\$0	\$1,085,000	\$715,000	\$0	\$0	\$0	\$0	\$0	\$0	\$0	\$1,800,000
Family & Children's Svcs. / Southeast Community Services - 3801 3rd St	\$0	\$1,085,000	\$715,000	\$0	\$0	\$0	\$0	\$0	\$0	\$0	\$1,800,000
Mission Neighborhood Resource Center - 165 Capp St	\$0	\$1,085,000	\$715,000	\$0	\$0	\$0	\$0	\$0	\$0	\$0	\$1,800,000
MLK Childcare Center - 200 Carlimer St	\$0	\$1,085,000	\$715,000	\$0	\$0	\$0	\$0	\$0	\$0	\$0	\$1,800,000
Soljourner Truth Child Center - 1 Cashmere St	\$0	\$1,085,000	\$715,000	\$0	\$0	\$0	\$0	\$0	\$0	\$0	\$1,800,000
1440 Harrison (Medical / CAP) - 1440 Harrison St	\$0	\$1,085,000	\$715,000	\$0	\$0	\$0	\$0	\$0	\$0	\$0	\$1,800,000
160 South Van Ness (Investigations) - 160 South Van Ness Ave	\$0	\$1,085,000	\$715,000	\$0	\$0	\$0	\$0	\$0	\$0	\$0	\$1,800,000
Energy Retrofits at Department of Public Health:											
Project locations to be finalized in consultation with DPPH, based on facility condition and energy use, according to established location criteria:											
*Caleb Clark/Pozzera Health Center - 1050 Wisconsin St	\$0	\$0	\$450,000	\$1,250,000	\$0	\$0	\$0	\$0	\$0	\$0	\$1,700,000
*Chinatown / North Beach Mental Health Services - 729 Hilbert St	\$0	\$0	\$450,000	\$1,250,000	\$0	\$0	\$0	\$0	\$0	\$0	\$1,700,000
*Chinatown Child Development Center - 720 Sacramento St	\$0	\$0	\$450,000	\$1,250,000	\$0	\$0	\$0	\$0	\$0	\$0	\$1,700,000
*CHW Headquarters - 2739 25th St	\$0	\$0	\$450,000	\$1,250,000	\$0	\$0	\$0	\$0	\$0	\$0	\$1,700,000
*Curry Senior Service Center - 333 Turk St	\$0	\$0	\$450,000	\$1,250,000	\$0	\$0	\$0	\$0	\$0	\$0	\$1,700,000
*San Francisco City Clinic (VD Control Center) - 356 07th St	\$0	\$0	\$450,000	\$1,250,000	\$0	\$0	\$0	\$0	\$0	\$0	\$1,700,000
*SE Child/Family Therapy Center - 100 Blomker Ave	\$0	\$0	\$450,000	\$1,250,000	\$0	\$0	\$0	\$0	\$0	\$0	\$1,700,000
*Silver Avenue Health Center - 1525 Silver Ave	\$0	\$0	\$450,000	\$1,250,000	\$0	\$0	\$0	\$0	\$0	\$0	\$1,700,000
*South of Market Mental Health Services - 760 Harrison St	\$0	\$0	\$450,000	\$1,250,000	\$0	\$0	\$0	\$0	\$0	\$0	\$1,700,000
Air Quality / Energy Retrofits to Reduce Polluting Emissions:											
Project locations to be finalized based on boiler condition upon detailed site inspection, according to established location criteria:											
*Retrofit/replace non-compliant boiler at Cuffman (McLaren) Community Pool - 136 Hahn St	\$0	\$300,000	\$300,000	\$0	\$0	\$0	\$0	\$0	\$0	\$0	\$600,000
*Retrofit/replace non-compliant boiler at Garfield Square Pool - 25th St & Harrison St	\$0	\$300,000	\$300,000	\$0	\$0	\$0	\$0	\$0	\$0	\$0	\$600,000
*Retrofit/replace non-compliant boiler at Pozzera Hill Rec Center - 22nd St & Arkansas St	\$0	\$300,000	\$300,000	\$0	\$0	\$0	\$0	\$0	\$0	\$0	\$600,000
*Retrofit/replace non-compliant boiler at St. Mary's Park Rec Center - 300 Murray St	\$0	\$300,000	\$300,000	\$0	\$0	\$0	\$0	\$0	\$0	\$0	\$600,000
Other Projects and Projects Development:											
Energy audit of greenhouses and urban agriculture nursery complex - 1150 Phelps St	\$0	\$225,000	\$50,000	\$50,000	\$900,000	\$900,000	\$900,000	\$900,000	\$900,000	\$900,000	\$5,715,000
Energy audit of Southeast Community Facility - 1800 Outdale Ave	\$0	\$90,000	\$0	\$0	\$0	\$0	\$0	\$0	\$0	\$0	\$90,000
School energy audits and commissioning, with locations to be finalized in consultation with SFUSD. Assistance will leverage SFUSD bond funding in order to integrate energy efficiency measures at planned school improvement sites:	\$0	\$65,000	\$0	\$0	\$0	\$0	\$0	\$0	\$0	\$0	\$65,000
*Cesar Chavez Elementary School - 825 Shohwell St	\$0	\$65,000	\$0	\$0	\$0	\$0	\$0	\$0	\$0	\$0	\$65,000
*Daniel Webster Elementary & CDC - 465 Missouri St	\$0	\$65,000	\$0	\$0	\$0	\$0	\$0	\$0	\$0	\$0	\$65,000
*Longview Elementary - 755 Morse St	\$0	\$65,000	\$0	\$0	\$0	\$0	\$0	\$0	\$0	\$0	\$65,000
*Starr King Elementary - 1215 Campbell St	\$0	\$65,000	\$0	\$0	\$0	\$0	\$0	\$0	\$0	\$0	\$65,000
*Willie Brown Alternative School - 2055 Silver Ave	\$0	\$65,000	\$0	\$0	\$0	\$0	\$0	\$0	\$0	\$0	\$65,000
Project development, as well as other projects to be selected for consideration in future years based on facility condition and energy use, according to established location criteria.	\$0	\$50,000	\$50,000	\$50,000	\$900,000	\$900,000	\$900,000	\$900,000	\$900,000	\$900,000	\$5,715,000

	FY2011-12	FY2012-13	FY2013-14	FY2014-15	FY2015-16	FY2016-17	FY2017-18	FY2018-19	FY2019-20	FY2020-21	TOTAL
Renewable Energy											
Project locations to be finalized based on facility condition and energy use, according to established location criteria. Feasibility studies underway at:											
*Southeast Community Facility - 1800 Octade Ave											
*Earl P. Mills Community Center - 100 Whitney Young Cir											
*Bayview Opera House - 4705 316 St											
*School sites TBD in consultation with SFUSD, according to established location criteria.											
Other projects to be selected for consideration in future years based on facility condition and energy use, according to established location criteria.											
Implementation of New Programs											
Development and implementation of SFJUC Environmental Justice program											
Development and implementation of Environmental Education Shuttle project and other SFJUC environmental education programs											
Development and implementation of SF green test bed program and other emerging technology initiatives											
Implementation of San Francisco's 2011 Updated Electricity Resource Plan											
Green Jobs Training and Placement											
In collaboration with OEWB, development and implementation of programs based on findings and recommendations of energy efficiency jobs strategy currently in development.											
SF Electric Reliability Payment - Total Funds Encumbered	\$0	\$0	\$0	\$0	\$0	\$0	\$0	\$0	\$0	\$0	\$0
Cumulative Funds Encumbered	\$0	\$0	\$0	\$0	\$0	\$0	\$0	\$0	\$0	\$0	\$0
Cumulative Funds Deposited by Licensee by Beginning of Fiscal Year	\$2,000,000	\$4,000,000	\$6,000,000	\$8,000,000	\$10,000,000	\$12,000,000	\$14,000,000	\$16,000,000	\$18,000,000	\$20,000,000	\$20,000,000
Cumulative Funds Deposited by Licensee by Midpoint of Fiscal Year	\$4,000,000	\$8,000,000	\$10,000,000	\$12,000,000	\$14,000,000	\$16,000,000	\$18,000,000	\$20,000,000	\$20,000,000	\$20,000,000	\$20,000,000

*Indicator for the project. As projects are developed, exact list of projects and budgets may change based on site conditions.
** Annual payments are subject to increases in the Consumer Price Index (base year: 2010). Amounts shown are nominal.

PUC - Public Utility Commission Bureaus

Object Title	FY 2012-13						FY 2013-14					
	FTE		Amount		Savings	GF IT	FTE		Amount		Savings	GF IT
	From	To	From	To			From	To	From	To		
BCR - General Management												
Attrition Savings	(0.11)	(0.21)	(\$12,585)	(\$23,914)	\$11,329	x						
Mandatory Fringe Benefits			(\$4,731)	(\$8,990)	\$4,259	x						
			<i>Total Savings</i>	\$15,588								
The Assurance and Internal Controls unit has two vacant 1824 positions, only one of which it plans on having filled by July 1, 2012. An increase in attrition savings of \$11,329 will allow for sufficient salaries in FY 2012-13.												
Step Adjustments			\$58	(\$18,688)	\$18,746				\$58	(\$18,688)	\$18,746	
Mandatory Fringe Benefits			\$14	(\$4,511)	\$4,497				\$14	(\$4,511)	\$4,497	
			<i>Total Savings</i>	\$23,243					<i>Total Savings</i>	\$23,243		
The Assurance and Internal Controls unit has yet to fill two vacant 1824 positions. An increased step adjustment of \$18,746 will allow the department to fill these positions at the mid-step, on average.												
Air Travel			\$1,500	\$350	\$1,150				\$1,500	\$350	\$1,150	
Air Travel			\$8,953	\$5,953	\$3,000				\$8,953	\$5,953	\$3,000	
			<i>Total Savings</i>	\$4,150					<i>Total Savings</i>	\$4,150		
Department budgeted \$1,500 for flight costs for one staff member to San Diego. A reduction of \$1,150 will leave sufficient funding for this flight. Department budgeted \$8,953 for multiple additional flights for training; a reduction of \$3,000 will allow sufficient funds for these flights.												
Rent & Leases									\$7,500	\$4,500	\$3,000	
Budget inadvertently included \$3,000 for water purification at 1155 Market Street, however the Department will have moved out of 1155 Market Street by FY 2013-14.												
BCS - Management Information												
Equipment									\$1,752,499	\$1,749,447	\$3,052	x
Reduce requested amount by \$3,052 to reflect vendor quote.												
BCT - Finance												
Air Travel			\$5,450	\$4,100	\$1,350				\$5,450	\$4,100	\$1,350	
A reduction of \$1,350 in air travel costs will allow for sufficient funding for air travel to conferences identified by the department.												
A reduction of \$1,350 in air travel costs will allow for sufficient funding for air travel to conferences identified by the department.												

PUC - Public Utility Commission Bureaus

Object Title	FY 2012-13						FY 2013-14					
	FTE		Amount		Savings	GF 1T	FTE		Amount		Savings	GF 1T
	From	To	From	To			From	To	From	To		
Principal Administrative Analyst II	1.00	0.00	\$121,212	\$0	\$121,212		1.00	0.00	\$121,212	\$0	\$121,212	
Mandatory Fringe Benefits			\$44,015	\$0	\$44,015				\$49,402	\$0	\$49,402	
Principal Administrative Analyst	0.00	1.00	\$0	\$110,708	(\$110,708)		0.00	1.00	\$0	\$110,708	(\$110,708)	
Mandatory Fringe Benefits			\$0	\$41,924	(\$41,924)				\$0	\$46,914	(\$46,914)	
			Total Savings		\$12,595				Total Savings		\$12,992	
	Disapprove upward substitution. Position does not serve in supervisory role. Ongoing savings											
	BCV - External Affairs											
Attrition Savings	(0.81)	(1.75)	(\$85,593)	(\$135,258)	\$49,665	x						
Mandatory Fringe Benefits			(\$33,265)	(\$52,567)	\$19,302	x						
			Total Savings		\$68,967							
	External Affairs Unit has 7 FTE vacancies it plans to fill in the first quarter of FY 2012-13. A one-time increase in attrition savings will still allow for full-staffing of the unit as scheduled.											
Manager IV	1.00	0.00	\$137,904	\$0	\$137,904		1.00	0.00	\$137,904	\$0	\$137,904	
Mandatory Fringe Benefits			\$51,014	\$0	\$51,014				\$57,147	\$0	\$57,147	
Government and Public Affairs Manager	1.00	2.00	\$114,938	\$229,875	(\$114,937)		1.00	2.00	\$114,938	\$229,875	(\$114,937)	
Mandatory Fringe Benefits			\$46,555	\$93,111	(\$46,556)				\$51,820	\$103,639	(\$51,819)	
			Total Savings		\$27,425				Total Savings		\$28,295	
	Disapprove upward substitution. Unit already has 3 Managers FTEs and 1 Deputy Director FTE.											
Professional Services			\$415,000	\$365,000	\$50,000	x						
	The Department is requesting an increase in its Professional Services budget \$150,000 above the previously approved amount for a new Education Initiative with a \$100,000 budget. Reduce by \$50,000 to match the budget.											
	BDA - Hetchy Hetchy Administration (ST-AAA-AAA)											
Non-Air Travel			\$20,546	\$19,046	\$1,500				\$20,446	\$18,946	\$1,500	
	Reduce to reflect projected expenditures in FY 2011-12.											
Air Travel			\$14,074	\$12,974	\$1,100				\$14,174	\$13,074	\$1,100	
	Reduce to reflect projected expenditures in FY 2011-12.											
Training			\$71,926	\$63,926	\$8,000				\$71,926	\$63,926	\$8,000	
	Reduce to reflect projected expenditures in FY 2011-12.											

PUC - Public Utility Commission Bureaus

Object Title	FY 2012-13				FY 2013-14							
	FTE From	FTE To	Amount From	Amount To	Savings	GF IT	FTE From	FTE To	Amount From	Amount To	Savings	GF IT
Training			\$253,184	\$214,809	\$38,375				\$253,184	\$214,809	\$38,375	
The Department is requesting an increase in expenditures for training in FY 2012-13. However, based on projected actual expenditures in FY 2011-12, as well as actual expenditures in previous years, \$214,809 is sufficient for training needs.												
BDC - Wastewater Treatment (5C-AAA-AAA)												
Attrition Savings	(2.68)	(3.09)	(\$293,463)	(\$338,573)	\$45,110	x						
Mandatory Fringe Benefits			(\$109,907)	(\$126,801)	\$16,894	x						
			<i>Total Savings</i>		\$62,004							
Increase attrition savings to reflect actual hire date for one vacant 5366 Engineering Associate II position that has been vacant since 2010.												
Premium Pay			\$1,093,328	\$1,043,328	\$50,000				\$1,093,328	\$1,043,328	\$50,000	
Mandatory Fringe Benefits			\$86,372	\$82,422	\$3,950				\$86,372	\$82,422	\$3,950	
			<i>Total Savings</i>		\$53,950				<i>Total Savings</i>		\$53,950	
Ongoing reduction.												
Reduce Premium Pay to reflect projected actual expenditures in FY 2011-12.												
Maintenance Services - Equipment			\$607,500	\$207,500	\$400,000				\$601,220	\$201,220	\$400,000	
			\$705,225	\$305,225	\$400,000				\$705,225	\$305,225	\$400,000	
			<i>Total Savings</i>		\$800,000				<i>Total Savings</i>		\$800,000	
Reduce to reflect projected expenditures in FY 2011-12.												
Equipment Purchase									\$265,039	\$130,000	\$135,039	x
The Department has not provided sufficient justification for new equipment purchases in FY 2013-14.												
BDE - Wastewater Collection (5C-AAA-AAA)												
Maintenance Services - Buildings and Structures			\$1,210,496	\$1,040,496	\$170,000				\$1,134,701	\$964,701	\$170,000	
Reduce to reflect projected expenditures in FY 2011-12.												
Ongoing reduction.												

PUC - Public Utility Commission Bureaus

Object Title	FY 2012-13												FY 2013-14											
	FTE		Amount		Savings	GF	IT	FTE		Amount		Savings	GF	IT										
	From	To	From	To				From	To	From	To													
Equipment Purchase			\$102,538	\$94,892	\$7,646							\$102,538	\$0	\$102,538										
												\$75,400	\$0	\$75,400										
												\$55,552	\$0	\$55,552										
												\$386,582	\$260,710	\$125,872										
	Based on vendor quote.													<i>Total Savings</i>		\$359,362								
Professional & Specialized Services	BDG Hetch Hetchy Power Purchasing/Scheduling (5T-AAA-AAA)														\$3,497,606	\$3,397,606	\$100,000							
	Reduce to reflect prior year expenditures in FY 2011-12 and considering average expenditure since FY 2007-08 (4 years).												Ongoing reduction.											
Attrition Savings	BDJ - Water Source of Supply (5W-AAA-AAA)																							
	(4.61)	(4.92)	(\$414,542)	(\$442,542)	\$28,000																			
			(\$170,729)	(\$182,261)	\$11,552																			
	<i>Total Savings</i>														\$39,532									
Maintenance Services - Buildings and Structures	Increase attrition savings to reflect actual hire date for one 0922 Manager I.																							
			\$404,394	\$184,394	\$220,000							\$404,394	\$184,394	\$220,000										
Equipment Purchase	Reduce to reflect projected expenditures in FY 2011-12.												Ongoing reduction.											
			\$188,000	\$171,556	\$16,444								\$188,000	\$173,056	\$14,944									
Attrition Savings	Reduce Equipment Purchase to reflect vendor quotes.												Reduce Equipment Purchase to reflect vendor quotes.											
			(\$1,833,242)	(\$1,923,242)	\$90,000							(\$1,833,242)	(\$1,923,242)	\$90,000										
			(\$792,747)	(\$831,666)	\$38,919							(\$879,892)	(\$923,089)	\$43,197										
	<i>Total Savings</i>														\$128,919									
	Increase Attrition Savings to reflect projected salary surplus in FY 2011-12.												Ongoing reduction.											

PUC - Public Utility Commission Bureaus

Object Title	FY 2012-13				FY 2013-14					
	FTE From	FTE To	Amount From	Amount To	FTE From	FTE To	Amount From	Amount To		
Maintenance Services - Buildings and Structures			\$1,100,000	\$670,000			\$1,100,000	\$670,000	\$430,000	\$430,000
Reduce to reflect projected expenditures in FY 2011-12.										
Equipment Purchase							\$242,486	\$240,431	\$2,055	
Reduce Equipment Purchase to reflect vendor quotes.										
BDM - Water Treatment (5W-AAA-AAA)										
			\$180,214	\$164,285			\$15,929			
Equipment Purchase			\$44,500	\$39,823			\$4,677			
<i>Total Savings</i> \$20,606										
Reduce Equipment Purchase to reflect vendor quotes.										
BDO - Hetchy Hetchy Water Operations (5T-AAA-AAA)										
Non-Air Travel			\$43,506	\$41,506			\$2,000	\$41,506	\$2,000	
Reduce to reflect projected expenditures in FY 2011-12.										
Training			\$62,822	\$58,822			\$4,000	\$58,822	\$4,000	
Reduce to reflect projected expenditures in FY 2011-12.										
Professional & Specialized Services			\$1,332,360	\$1,132,360			\$200,000	\$767,360	\$200,000	
Reduce to reflect prior year expenditures in FY 2011-12 and considering average expenditure since FY 2007-08 (4 years).										
Maintenance Services - Buildings and Structures			\$198,000	\$168,000			\$30,000	\$168,000	\$30,000	
Reduce to reflect projected expenditures in FY 2011-12.										
Facilities Maintenance			\$3,294,000	\$3,255,000			\$39,000	\$2,172,000	\$22,000	
Reduce projected budget to reflect actual salary costs.										

FY 2012-13				FY 2013-14			
Total Recommended Reductions		Total Recommended Reductions		Total Recommended Reductions		Total Recommended Reductions	
One-Time	Ongoing	One-Time	Ongoing	One-Time	Ongoing	One-Time	Ongoing
General Fund	\$0	General Fund	\$0	General Fund	\$0	General Fund	\$0
Non-General Fund	\$280,787	Non-General Fund	\$2,295,607	Non-General Fund	\$514,452	Non-General Fund	\$2,287,152
Total	\$280,787	Total	\$2,295,607	Total	\$514,452	Total	\$2,287,152

FY 2012-13				FY 2013-14			
Total Recommended Reductions		Total Recommended Reductions		Total Recommended Reductions		Total Recommended Reductions	
One-Time	Ongoing	One-Time	Ongoing	One-Time	Ongoing	One-Time	Ongoing
General Fund	\$0	General Fund	\$0	General Fund	\$0	General Fund	\$0
Non-General Fund	\$280,787	Non-General Fund	\$2,295,607	Non-General Fund	\$514,452	Non-General Fund	\$2,287,152
Total	\$280,787	Total	\$2,295,607	Total	\$514,452	Total	\$2,287,152

DEPARTMENT: ENV - ENVIRONMENT

**BUDGET REVIEW EXECUTIVE SUMMARY
TWO YEAR ROLLING BUDGET, FY 2012-13 & FY 2013-14**

YEAR ONE (FY 2012-13)

Expenditure Changes

The Department of the Environment's proposed expenditures of \$18,016,350 for FY 2012-13 is \$419,604 or 2.38% more than the original budget of \$17,596,746 for FY 2011-12.

Personnel Changes

The number of full-time equivalent positions (FTE) budgeted for FY 2012-13 is 72.93 FTEs, which is 14.38 FTEs more than the 58.55 FTEs in FY 2011-12. This represents a 24.56% increase in FTEs from the original budget for FY 2011-12.

Revenue Changes

Department revenues, consistent with expenditures, have increased by \$419,604 or 2.38%, from the original FY 2011-12 budget of \$17,596,746 to the proposed FY 2012-13 budget of \$18,016,350.

YEAR TWO (FY 2013-14)

Expenditure Changes

The Department of the Environment's proposed expenditures of \$14,824,114 for FY 2013-14 is \$3,192,236 or 17.72% less than the proposed budget of \$18,016,350 for FY 2012-13.

Personnel Changes

The number of FTEs budgeted for FY 2013-14 is 72.75 FTEs, which is .18 FTEs less than the 72.93 FTEs proposed for FY 2012-13.

Revenue Changes

Department revenues, consistent with expenditures, would decrease by \$3,192,236 or 17.72% from the proposed FY 2012-13 budget of \$18,016,350 to the proposed FY 2013-14 budget of \$14,824,114.

RECOMMENDED REDUCTIONS

The Budget and Legislative Analyst's recommended reductions to the proposed budget total \$127,806 in FY 2012-13 and \$95,423 in FY 2013-14. These reductions would still allow an increase of \$291,798 or 1.7% in the Department's FY 2012-13 budget.

**RECOMMENDATIONS OF THE BUDGET & LEGISLATIVE ANALYST
FOR AMENDMENT OF BUDGET ITEMS IN THE FY 2012-13 & 2013-14 TWO-YEAR ROLLING BUDGET**

DEPARTMENT: ENV – ENVIRONMENT

SUMMARY OF PROGRAM EXPENDITURES:

	FY 2011-12 Original	FY 2012-13 Proposed	Increase/ (Decrease) from FY 2011- 12	FY 2013-14 Proposed	Increase/ (Decrease) from FY 2012-13
Clean Air	\$972,716	\$781,857	(\$190,859)	\$801,290	\$19,433
Climate Change/Energy	1,586,521	2,954,097	1,367,576	467,556	(2,486,541)
Environment	7,280,462	7,257,325	(23,137)	6,392,110	(865,215)
Environment-Outreach	219,328	219,521	193	224,868	5,347
Environmental Justice/Youth Employment	499,505	173,709	(325,796)	180,097	6,388
Green Building	416,919	383,130	(33,789)	397,347	14,217
Recycling	4,404,837	4,708,172	303,335	4,779,479	71,307
Solid Waste Management	272,162	0	(272,162)	0	0
Toxics	1,908,354	1,500,874	(407,480)	1,542,283	41,409
Urban Forestry	35,942	37,665	1,723	39,084	1,419
Total	\$17,596,746	\$18,016,350	\$419,604	\$14,824,114	(\$3,192,236)

FY 2012-13

The Department of the Environment's proposed budget for FY 2012-13 is \$419,604 more than the original budget for FY 2011-12, largely due to:

- The Department is planning to conduct a Refuse Rate Review process for the refuse system, based on an anticipated application from Recology, the current refuse hauler, to be funded by Solid Waste Impound Fees. This Refuse Rate Review process typically occurs every five years and results in the setting of new residential refuse rates for the following five years. The last Refuse Rate Review was in 2006, six years ago. Solid Waste Impound Fees were originally budgeted in FY 2011-12 for this Review and will be carried forward to FY 2012-13 for the anticipated Refuse Rate Review process.
- The Department is launching a City-wide Zero Waste campaign in its efforts to meet the goal of achieving Zero Waste by 2020 and to support residential compliance with the City's Mandatory Recycling and Composting Ordinance.
- The Department is continuing to devote resources to the Environment Now Program, which commenced in FY 2011-12, funded by Solid Waste Impound fees, which includes an extensive education and outreach campaign in neighborhoods with the goal of increased participation in the City's waste diversion and toxics reduction programs.
- The Department currently receives approximately \$4,500,000 in grants from the Federal government, with approximately \$3,500,000 from the American Recovery and Reinvestment Act of 2009 (ARRA). Many of these grants terminate in FY 2011-12 and other grants will terminate in FY 2012-13, primarily impacting the Department's Energy and Clean Transportation

**RECOMMENDATIONS OF THE BUDGET & LEGISLATIVE ANALYST
FOR AMENDMENT OF BUDGET ITEMS IN THE FY 2012-13 & 2013-14 TWO-YEAR ROLLING BUDGET**

DEPARTMENT: ENV – ENVIRONMENT

programs. The Department is increasing its fundraising efforts to secure other ongoing funding for these programs.

FY 2013-14

The Department of the Environment's proposed budget for FY 2013-14 is \$3,192,236 less than the proposed budget for FY 2012-13, largely due to:

- Termination of approximately \$1 million in Federal grants in FY 2012-13.
- Reduced funding for the Climate Change/Energy Program in FY 2013-14. However, the Department anticipates actions being taken by the State in FY 2012-13 to implement the State's cap-and-trade program which could potentially create a major local revenue stream for the Department.
- Inability to predict grant funding 18-24 months ahead of time, as the Department typically receives notice of grant awards only two to six months prior to commencement of new grants, such that the Department cannot accurately budget new grant funds for the second year of the City's two-year budget cycle. In addition, the Department advises that grant periods often do not coincide with the City's fiscal year, such that these grant funds are not included in the Department's annual budget. The Department will separately request authorization to accept and expend grant funds from the Board of Supervisors, as future year grant funding is received.
- The Department also anticipates continuing the six-year planning for a new processing facility, which would allow processing and recycling of current landfill waste.

DEPARTMENT PERSONNEL SUMMARY:

The number of FTEs in FY 2012-13 is 72.93 or 14.38 more than the 58.55 FTEs in FY 2011-12.

The number of FTEs in FY 2013-14 is 72.75 or .18 less than the 72.93 FTEs in FY 2012-13.

The Department of the Environment's FY 2012-13 budget includes an additional 14.38 FTEs, due to an increase of 14.5 FTEs in Temporary Salaries, for the Environment Now Program, which provides education and outreach on waste diversion and toxics reduction. The Education Now Program funds were previously approved in the FY 2011-12 budget, but were not designated as FTEs at that time because all funds for the new Environment Now Program were allocated in one line-item of the budget, without any specification on the use of those funds for positions. The Department has now budgeted those funds specifically in the FY 2012-13 and FY 2013-14 budgets.

DEPARTMENT REVENUES:

The Department of the Environment receives the following revenues:

- Approximately \$8 million annually of Solid Waste Impound Fees collected from San Francisco's refuse customers by Recology are used to support 68 FTE positions providing related services;

**RECOMMENDATIONS OF THE BUDGET & LEGISLATIVE ANALYST
FOR AMENDMENT OF BUDGET ITEMS IN THE FY 2012-13 & 2013-14 TWO-YEAR ROLLING BUDGET**

DEPARTMENT: ENV – ENVIRONMENT

- Approximately \$6 million annually of Public Goods charges collected from San Francisco rate payers by PG&E are used to support 15 FTE positions that provide Energy Efficiency programs;
- Approximately \$1.3 million annually of workorder funds from other City departments are used to support 9 FTE positions for Commuter Benefits, Climate and Green Building services;
- Approximately \$850,000 annually from other recurring grants support 7.5 FTE positions providing Clean Air and Oil Recycling programs; and
- Approximately \$4,500,000 of grant funds from the Federal government over the past two fiscal years, including approximately \$3,500,000 from the American Recovery and Reinvestment Act of 2009 (ARRA), will terminate in FY 2011-12 and FY 2012-13. As discussed above, although additional grant funds are anticipated for FY 2013-14, the sources and amounts of such grants cannot be fully determined at this time.

ITEM 11-- FILE 12-0454:

The proposed resolution would authorize the City, as lessee, to enter into a new lease for 24,440 square feet of space on the 12th floor at 1455 Market Street with Hudson 1455 Market, LLC (Hudson 1455 Market), as lessor, for a seven-year term from October 1, 2012 through September 30, 2019, with one option to extend the lease by an additional five years, or through September 30, 2024.

Current Department of Environment Leases

The Department of the Environment is currently housed in two separate locations, (a) the Department's main offices at 11 Grove Street, which includes basement storage space, and (b) a satellite office located at 401 Van Ness Avenue in the War Memorial building. The Department's existing 15,419 square foot lease at 11 Grove Street expires on May 31, 2012. On April 3, 2012, Mr. John Updike, Director of Real Estate, signed a 5-month Holdover Notice with the lessor at 11 Grove Street, the Yully Company, which stipulates that the Department will continue to occupy the 15,419 square feet of space at 11 Grove Street on a month-to-month basis at the current monthly rent of \$37,001, or an average of \$2.40 per square foot per month (\$28.80 per square foot annually) for the 24,440 square feet of space, until October 31, 2012. Mr. Updike advises that if the Department needs to occupy the space at 11 Grove Street past October 31, 2012, the terms and rent would need to be renegotiated at that time.

In addition, the Department's existing 3,816 square foot lease for the War Memorial Building space at 401 Van Ness Avenue expires on December 31, 2012 but allows for 60 days' notice to terminate at any point prior to its expiration. Due to pending seismic renovations at the War Memorial Building, the Department will not be able to occupy their War Memorial space past the expiration of the existing lease. As shown in Table 1 below, the Department currently leases this 3,816 square feet of space in the War Memorial Building for \$48,840 annually, or an average of \$12.80 per square foot annually. Table 1 below summarizes the total square feet, the rate per square foot, and rent paid under the Department's existing leases and the proposed lease at 1455 Market Street.

RECOMMENDATIONS OF THE BUDGET & LEGISLATIVE ANALYST
FOR AMENDMENT OF BUDGET ITEMS IN THE FY 2012-13 & 2013-14 TWO-YEAR ROLLING BUDGET

DEPARTMENT: ENV – ENVIRONMENT

Table 1: Summary of Current Lease Square Footage, Annual Rates Per Square Foot, and Total Rent Paid Under Both the Existing Leases and the Proposed Lease at 1455 Market Street					
	11 Grove Street Offices	11 Grove Street Basement	401 Van Ness Avenue	Total Under Existing Leases	Proposed Lease at 1455 Market Street
Total Square Feet	14,472	947	3,816	19,235	24,440
Annual Rate Per Square Foot	\$29.52	\$17.52	\$12.80	\$25.62	\$28.00
Annual Rent	\$427,213	\$16,800	\$48,840	\$492,853	\$684,324
Monthly Rent	\$35,601	\$1,400	\$4,070	\$41,071	\$57,027

Based on a review of the Department's prior year budgets, the Department has grown from 57 FTE positions in 2006 to 119 FTE positions in 2012, an increase of 62 FTE positions, or approximately 109 percent over six years. In addition, Mr. David Assmann, Deputy Director for the Department of the Environment advises that the Department has approximately 30 Interns who work and/or volunteer for the Department, such that the current offices are over-crowded and additional square footage is needed to accommodate the current size of the Department staff. Based on the 119 FTE staff, the proposed 24,440 square feet of space will provide an average of 205 square feet per staff position.

According to Mr. Assmann, the Department has been investigating multiple space location alternatives over the past 14 months before deciding on the proposed 24,440 square foot space at 1455 Market Street, which will allow for consolidation of the Department's two existing office spaces into one centralized facility. In addition, Mr. Assmann advises that leasing multiple office locations is inefficient for the Department, requiring frequent trips between the two locations on a daily basis, which hampers staff collaboration. Furthermore, Mr. Assmann notes that the Department would need to find additional office space to replace the office space currently leased at 401 Van Ness Avenue, once the seismic renovations commence in December of 2012.

Fiscal Impacts

As summarized in Table 1 above, the proposed lease would increase the Department's space from 19,235 total square feet to 24,440 total square feet, an increase of 5,205 square feet, or 27 percent. In addition, as shown in Table 1 above, the proposed lease would increase the total annual rental cost for the Department from \$492,853 to \$684,324, an increase of \$191,471 or approximately 39 percent. According to Mr. Josh Keene, Project Manager for the Real Estate Division, the initial annual rate per square foot of \$28 under the proposed lease is below market rate, with other recent leases of similar spaces in the Civic Center area ranging from \$29 to \$41.05 per square feet annually. Mr. Assmann advises that both the existing and proposed rental costs are allocated to the Department's various

**RECOMMENDATIONS OF THE BUDGET & LEGISLATIVE ANALYST
FOR AMENDMENT OF BUDGET ITEMS IN THE FY 2012-13 & 2013-14 TWO-YEAR ROLLING BUDGET**

DEPARTMENT: ENV – ENVIRONMENT

funding sources, including the Solid Waste Impound Fees, Public Goods charges, workorders and ongoing grant funds. These annual rental costs are included in the Department’s proposed FY 2012-13 and FY 2013-14 budgets.

As shown in Table 2 below, the rent under the proposed seven-year lease would increase by \$1 per square foot per year, ranging from \$513,243 in the first year, after accounting for a three-month rent credit included in the proposed first year of the lease, to \$830,964 annually in the seventh year of the proposed lease.

Year Under Lease	Time Period	Monthly Rent	Annual Rent	Rate Per Square Foot
1	10/1/2012 - 9/30/2013	\$57,027	\$513,243*	\$28
2	10/1/2013 - 9/30/2014	59,063	708,756	29
3	10/1/2014 - 9/30/2015	61,100	733,200	30
4	10/1/2015 - 9/30/2016	63,137	757,644	31
5	10/1/2016 - 9/30/2017	65,173	782,076	32
6	10/1/2017 - 9/30/2018	67,210	806,520	33
7	10/1/2018 - 9/30/2019	\$69,247	\$830,964	\$34

* Year 1 results in \$513,243 in annual rent due to the first three months’ rent of \$171,081 being credited by Hudson 1455 Market, such that the first year’s total rent would be \$684,324.

Mr. Assmann advises that, as shown in Table 3 below, the Department estimates one-time relocation, potential double rent, furniture, and wiring and related data installation costs from the existing two locations to the proposed 1455 Market Street location at \$417,080. The Department anticipates funding the estimated \$417,080 in relocation costs with one-time savings from FY 2011-12 and budgeted Solid Waste Impound Fees and workorder funds in FY 2012-13.

Moving/Relocation	\$75,000
Potential Double Rent Prior to Moving to New Location	15,000
Furniture Budget	152,080
Wiring and Data Installation	175,000
Total Estimated Relocation Expenses	\$417,080

In addition to a three-month rent credit, the proposed lease also provides for Hudson 1455 Market to provide \$1,490,840, or \$61 per square foot for tenant improvements. According to Mr. Keene, in addition to the above-noted one-time costs of \$417,080, the Real Estate Division estimates that the Department of the Environment’s tenant improvements will cost a total of \$1,833,000, or \$75 per square

**RECOMMENDATIONS OF THE BUDGET & LEGISLATIVE ANALYST
FOR AMENDMENT OF BUDGET ITEMS IN THE FY 2012-13 & 2013-14 TWO-YEAR ROLLING BUDGET**

DEPARTMENT: ENV – ENVIRONMENT

foot based on 24,440 square feet, leaving an additional balance of \$342,160 (\$1,833,000 total tenant improvement costs less \$1,490,840 lessor contribution), or \$14 per square foot in funding needed. The Budget and Legislative Analyst notes that the current total tenant improvement estimated cost is not based on actual bids, but rather on the Department of Real Estate’s preliminary estimates based on discussions with Hudson 1455 Market.

According to Mr. Keene, there are three possibilities for funding the \$342,160 difference for tenant improvements, or \$14 per square foot, shortfall: (1) the Department raises in-kind donations, grants, or reductions in construction cost through the donation of needed materials, (2) Hudson 1455 Market pays up to an additional \$244,400, or \$10 per square foot, of the \$342,160 needed, such that the Department amortizes the lessor’s additional contribution at an eight percent interest rate and repays those monies to Hudson 1455 Market by paying an increase in rent per square foot over the seven-year term of the proposed lease and the City pays the remaining shortfall, not to exceed \$97,760 (\$342,160 less \$244,400) which would be funded from the Department of the Environment’s FY 2012-13 budget, or (3) some combination of the above.

Table 3 below summarizes the costs if the Department were to borrow and amortize between \$244,400 and \$50,000 of additional tenant improvement funding by the lessor.

	Total Annual Increased Expense Over 7 Years of the Loan	Rate Increase Per square Foot Annually	Monthly Rate Increase Per Square Foot	Total Monthly Increased Expense Over 7 Years	Total Increased Expense Over 7 Years of the Loan
\$244,400 Borrowed and Amortized	\$46,942	\$1.92	\$0.16	\$3,912	\$328,597
\$200,000 Borrowed and Amortized	38,414	1.57	0.13	3,201	268,901
\$150,000 Borrowed and Amortized	28,811	1.18	0.10	2,401	201,674
\$100,000 Borrowed and Amortized	19,207	0.79	0.07	1,601	134,451
\$50,000 Borrowed and Amortized	\$9,604	\$0.39	\$0.03	\$800	\$67,225

RECOMMENDATIONS OF THE BUDGET & LEGISLATIVE ANALYST
FOR AMENDMENT OF BUDGET ITEMS IN THE FY 2012-13 & 2013-14 TWO-YEAR ROLLING BUDGET

DEPARTMENT: ENV – ENVIRONMENT

According to Mr. Assmann, the Department is planning to launch a capital campaign to focus on securing funding, as well as donated products and services, to cover the estimated shortfall for tenant improvements of up to \$342,160. Mr. Assmann advises that the Department has already received in-kind engineering technical assistance of \$800 and architectural assistance of \$2,000 and will begin meeting in the next two to three weeks with other potential donors.

Policy Considerations

As of the writing of this report, the Budget and Legislative Analyst notes that a final lease has not been approved by the lessor and the City. Mr. Updike advises that Real Estate is still negotiating some minor provisions, which will not significantly change the major fiscal provisions of the proposed lease. However, given that a final lease has not yet been approved by the Real Estate Division or the lessor, the Budget and Legislative Analyst recommends that the proposed resolution be continued to the Call of the Chair pending a final lease agreement.

In addition, the Budget and Legislative Analyst questions approving the proposed lease, given that the Department of the Environment has not yet secured the balance of up to \$342,160 (\$1,833,000 total tenant improvement costs less \$1,490,840 lessor contribution), or \$14 per square foot based on 24,440 square feet in funding needed for the estimated tenant improvements. Given that the Department has not identified sufficient revenues to fund the proposed tenant improvements, the Budget and Legislative Analyst further recommends that the proposed resolution be continued to the Call of the Chair.

Recommendation: Continue the proposed resolution pending (a) a final lease agreement and (b) identification of the specific funding sources for completing the required tenant improvements.

COMMENTS:

The Budget and Legislative Analyst's recommended reductions to the proposed budget total \$127,806 in FY 2012-13 and \$95,423 in FY 2013-14. These reductions would still allow an increase of \$291,798 or 1.7% in the Department's budget for FY 2012-13.

ENV - Environment

Object Title	FY 2012-13						FY 2013-14					
	FTE		Amount		GF	IT	FTE		Amount		GF	IT
	From	To	From	To			From	To	From	To		
CIS-Recycling												
Temporary - Miscellaneous	16.72	16.55	\$1,376,229	\$1,361,859	\$14,370		16.73	16.56	\$1,376,229	\$1,361,859	\$14,370	
Mandatory Fringe Benefits			\$108,722	\$107,587	\$1,135				\$108,722	\$107,587	\$1,135	
			<i>Total Savings</i>		\$15,505				<i>Total Savings</i>		\$15,505	
<p>The Department has provided a workplan which includes \$1,361,859 in Temporary Salaries for the Environment Now Program. A reduction of \$14,370 in Temporary Salaries and \$1,135 in corresponding Mandatory Fringe Benefits would provide for sufficient monies to fund those Temporary Salaries.</p>												
Other Professional Services			\$150,000	\$100,000	\$50,000				\$150,000	\$100,000	\$50,000	
<p>Not adequately justified professional service contracts.</p>												
Graphics			\$10,000	\$7,000	\$3,000	x			\$10,000	\$0	\$10,000	x
<p>Reduction based on vendor quote and invoice examples provided.</p>												
Other Current Expenses			\$10,000	\$6,000	\$4,000	x			\$10,000	\$0	\$10,000	x
<p>Eliminate funding in FY 2013-14 to reflect one-time need in FY 2012-13.</p>												
<p>Inadequate justification for the cost of producing training videos for Environment Now Program.</p>												
CIG-Environment												
Air Travel - Employees			\$4,155	\$2,500	\$1,655				\$4,155	\$2,500	\$1,655	
<p>Reduction based on historical spending.</p>												
Non-Air Travel - Employees			\$4,585	\$3,000	\$1,585				\$4,585	\$3,000	\$1,585	
<p>Reduction based on historical spending.</p>												
<p>Ongoing reduction.</p>												
<p>Ongoing reduction.</p>												
<p>Ongoing reduction.</p>												

ENV - Environment

Object Title	FY 2012-13						FY 2013-14					
	FTE		Amount		Savings		FTE		Amount		Savings	
	From	To	From	To	From	To	From	To	From	To	From	To
Air Travel - Employees		\$4,800	\$2,978	\$1,822					\$4,800	\$2,978	\$1,822	
	Reduction based on historical spending.											
Non-Air Travel- Employees		\$5,297	\$3,441	\$1,856					\$5,297	\$3,441	\$1,856	
	Reduction based on historical spending.											
Training Costs Paid to Vendor		\$8,041	\$6,041	\$2,000					\$8,041	\$6,041	\$2,000	
	Reduction based on historical spending.											
Training Costs Paid to Employees		\$3,396	\$2,396	\$1,000					\$3,396	\$2,396	\$1,000	
	Reduction based on historical spending.											
Property Rent		\$375,763	\$330,380	\$45,383								
	The Budget and Legislative Analyst estimates that a total of \$330,380 is needed in rent and relocation, furniture and wiring installation costs for FY 2012-13 given a move-in date into the Department's new office spaces of October 1, 2012. This does not include the additional \$342,160 that the Department indicates will be funded through private fundraising efforts.											

FY 2012-13

Total Recommended Reductions

	One-Time	Ongoing	Total
General Fund	\$0	\$0	\$0
Non-General Fund	\$52,383	\$75,423	\$127,806
Total	\$52,383	\$75,423	\$127,806

FY 2013-14

Total Recommended Reductions

	One-Time	Ongoing	Total
General Fund	\$0	\$0	\$0
Non-General Fund	\$20,000	\$75,423	\$95,423
Total	\$20,000	\$75,423	\$95,423

BUDGET REVIEW EXECUTIVE SUMMARY

YEAR ONE: FY 2012-13

Expenditure Changes

The department's proposed \$823,675,725 budget for FY 2012-13 is \$43,108,614 or 5.5% more than the original FY 2011-12 budget of \$780,567,111.

Personnel Changes

The number of full-time equivalent operating positions (FTE) budgeted for FY 2012-13 is 4,386.15 FTEs, which is 245.56 FTEs more than the 4,140.59 FTEs in the original FY 2011-12 budget.

Revenue Changes

Department revenues have increased by \$24,458,614 or 4.1%, from the original FY 2011-12 budget of \$589,817,111 to the proposed FY 2012-13 budget of \$614,275,725.

General Fund revenues have increased by \$18,650,000 or 9.8% from the original FY 2011-12 budget of \$190,750,000 to the proposed FY 2012-13 budget of \$209,400,000.

YEAR TWO: FY 2013-14

Expenditure Changes

The department's proposed \$843,156,458 budget for FY 2013-14 is \$19,480,733 or 2.4% more than the original FY 2012-13 budget of \$823,675,725.

Personnel Changes

The number of operating FTEs budgeted for FY 2013-14 is 4,411.06 FTEs, which is 24.91 FTEs more than the 4,386.15 FTEs in the original FY 2012-13 budget.

Revenue Changes

Department revenues have increased by \$11,830,733 or 1.9%, from the original FY 2012-13 budget of \$614,275,725 to the proposed FY 2013-14 budget of \$626,106,458.

General Fund revenues have increased by \$7,650,000 or 3.7% from the original FY 2012-13 budget of \$209,400,000 to the proposed FY 2012-13 budget of \$217,050,000.

RECOMMENDATIONS

The Director of Transportation should report to the Budget and Finance Committee in the May 24, 2012 hearing on:

- The status of inactive encumbrances, funded by Muni or Parking and Traffic operating funds, totaling \$9,501,325, including the funds of \$5,284,356 encumbered for a payment to BART, and whether the unexpended balances can be reallocated to other uses; and
- The SFMTA's plans to reduce overtime use from the FY 2011-12 projected overtime expenditures of \$54,095,765 to the overtime budget of \$41,951,990 in FY 2012-13 and of \$36,951,990 in FY 2013-14.

**RECOMMENDATIONS OF THE BUDGET & LEGISLATIVE ANALYST
FOR AMENDMENT OF BUDGET ITEMS
FY 2012-13 AND FY 2013-14**

DEPARTMENT: SFMTA – MUNICIPAL TRANSPORTATION AGENCY

SUMMARY OF PROGRAM EXPENDITURES:

	FY 2011-12 Proposed	FY 2012-13 Proposed	Increase/ (Decrease) from FY 2011-12	FY 2013-14 Proposed	Increase/ (Decrease) from FY 2012-13
Accessible Services	\$21,549,070	\$20,913,337	(\$635,733)	\$22,190,745	\$1,277,408
Administration	58,987,665	69,256,239	10,268,574	68,526,331	(729,908)
Agency Wide Expenses	126,785,319	98,125,518	(28,659,801)	91,822,450	(6,303,068)
Capital Programs and Construction	0	104,048	104,048	105,012	964
Development and Planning	604,441	714,905	110,464	912,796	197,891
Parking and Traffic	73,186,298	80,756,408	7,570,110	88,750,313	7,993,905
Parking Garages and Lots	22,201,245	24,371,088	2,169,843	27,705,632	3,334,544
Transit	418,967,316	446,906,864	27,939,548	457,420,010	10,513,146
Security, Safety, Training, Enforcement	55,876,450	78,848,078	22,971,628	81,836,176	2,988,098
Taxi Services	2,409,307	3,679,240	1,269,933	3,886,993	207,753
Total	\$780,567,111	\$823,675,725	\$43,108,614	\$843,156,458	\$19,480,733

The Department's proposed FY 2012-13 budget has increased by \$43,108,614 largely due to staffing, including the end of unpaid furlough days for many Department employees¹. The largest increases in program budgets in FY 2012-13 are in the Transit Division, and Security, Safety, Training and Enforcement programs.

The Department's proposed FY 2013-14 budget has increased by \$19,480,733 largely due to increases in fringe benefit costs, and materials and supplies. Most of the increases in materials and supplies are for the SFMTA's program to increase maintenance for light rail vehicles, buses, and rights-of-way, and other maintenance (see below).

SFMTA Organization and Budget

SFMTA is divided into five divisions, reporting to the Director of Transportation:

- Administration, Safety and Training
- Capital Programs and Construction
- Finance and Information Technology
- Sustainable Streets (Parking and Traffic)
- Transit (Muni)

¹ Labor unions, with the exception of the Transport Workers' Union (TWU), agreed to wage concessions in FY 2010-11 and FY 2011-12 in the form of unpaid furlough days.

**RECOMMENDATIONS OF THE BUDGET & LEGISLATIVE ANALYST
FOR AMENDMENT OF BUDGET ITEMS
FY 2012-13 AND FY 2013-14**

DEPARTMENT: SFMTA – MUNICIPAL TRANSPORTATION AGENCY

The SFMTA operating budget is comprised of the following funds, which are allocated to each of the five divisions, depending on the use of each of these funds:

- Muni
- Parking and Traffic
- Taxi Commission
- Off-Street Parking
- Bicycle
- Pedestrian

Transit Division Staffing

The Controller's Office projects a \$5.2 million salary and fringe benefit deficit in all SFMTA programs in FY 2011-12². This projected salary and fringe benefit deficit includes a projected deficit of \$26.9 million in the Muni operating budget, offset by surpluses in other budget areas.

SFMTA projects FY 2011-12 year-end Transit Division overtime expenditures³ of:

- \$25,685,269 for transit operators, which is \$671,215 or 2.7% more than the revised FY 2011-12 overtime budget of \$25,014,054 for transit operators; and
- \$25,280,919 for transit supervisors, automotive mechanics, electrical transit system mechanics, electronic maintenance technicians, station agents, and other miscellaneous employees in the Transit Division, which is \$20,950,559 or 483.8% more than the revised FY 2011-12 overtime budget of \$4,330,360 for these employees.

Proposed Increases in Transit Division Positions in FY 2012-13

According to Ms. Sonali Bose, SFMTA Director of Finance and Information Technology, the projected FY 2011-12 deficits in salary and fringe benefit expenditures for the Transit Division's transit operators is due to higher than budgeted staffing and Muni service. According to Ms. Bose, the FY 2010-11 and FY 2011-12 budgets provided for a higher level of Muni service reductions than actually occurred. As a result, SFMTA has more actual transit operator positions than were provided for in the budget. The SFMTA FY 2012-13 proposed budget includes an increase of 216 transit operator positions, as shown in Table 1 below, to account for the increased number of actual transit operators to meet current Muni service levels.

The SFMTA proposed FY 2012-13 budget also includes 30.08 new automotive mechanics, automotive service workers, electrical transit system mechanics, automotive machinists, and other crafts, offset by an increase in attrition savings and deletion of other positions, as shown in Table 1 below. According to Ms. Bose, the new positions shown in Table 1 are necessary to meet Muni's maintenance requirements and are part of the SFMTA's program to improve system maintenance (see below).

² Based on Controller's high level monthly financial report for the pay period ending April 13, 2012.

³ Based on SFMTA overtime report to the SFMTA Board of Directors for the pay period ending April 13, 2012.

**RECOMMENDATIONS OF THE BUDGET & LEGISLATIVE ANALYST
FOR AMENDMENT OF BUDGET ITEMS
FY 2012-13 AND FY 2013-14**

DEPARTMENT: SFMTA – MUNICIPAL TRANSPORTATION AGENCY

**Table 1
Transit Division Positions
FY 2012-13 and FY 2013-14**

	FY 2011-12	FY 2012-13	Increase/ (Decrease) from FY 2011-12	FY 2013-14	Increase from FY 2012-13
Transit Operators	1,959.50	2,175.50	216.00	2,175.50	0.00
Transit Supervisors	185.50	176.50	(9.00)	176.50	0.00
Automotive Mechanics, Automotive Service Workers, Electrical Transit System Mechanics, Automotive Machinists, and Other Crafts	1,178.00	1,208.08	30.08	1,209.00	0.92
Planning and Other	12.75	13.75	1.00	13.75	0.00
Custodial and Grounds	62.00	58.00	(4.00)	58.00	0.00
Administrative and Support	41.00	52.00	11.00	52.00	0.00
Senior Managers and Managers	47.00	47.00	0.00	47.00	0.00
Temporary	6.70	5.98	(0.72)	5.98	0.00
Attrition Savings	(395.83)	(459.40)	(63.57)	(459.40)	0.00
Total	3,096.62	3,277.41	180.79	3,278.33	0.92

Overtime

Transit Division Overtime

According to Ms. Bose, the Transit Division has historically incurred overtime expenditure deficits in each year that have been offset by other salary savings. Ms. Bose states that the historical use of overtime has resulted from high vacancy rates due to staff turnover, delays in recruiting and hiring, and high numbers of newly-hired employees who do not successfully complete training. As shown in Table 2 below, SFMTA has increased total Transit Division overtime by \$10,110,243 in the proposed FY 2012-13 budget, and decreased total Transit Division overtime by \$5,000,000 in the proposed FY 2013-14 budget.

**RECOMMENDATIONS OF THE BUDGET & LEGISLATIVE ANALYST
FOR AMENDMENT OF BUDGET ITEMS
FY 2012-13 AND FY 2013-14**

DEPARTMENT: SFMTA – MUNICIPAL TRANSPORTATION AGENCY

**Table 2
Transit Division Salary and Overtime Budget
FY 2012-13 and FY 2013-14**

	FY 2011-12	FY 2012-13	Increase from FY 2011-12	FY 2013-14	Increase/ (Decrease) from FY 2012-13
Miscellaneous Salaries	\$89,718,568	\$90,917,271	\$1,198,703	\$91,337,145	\$419,874
Transit Operators Salaries	103,822,596	119,474,015	15,651,419	119,474,015	0
Holiday, Premium and Other Pay	11,060,281	11,053,781	(6,500)	11,053,781	0
<u>Overtime</u>					
Miscellaneous	4,330,360	17,147,016	12,816,656	10,868,037	(6,278,979)
Transit Operators Unscheduled	2,200,000	4,916,434	2,716,434	3,594,253	(1,322,181)
Transit Operators Scheduled	22,814,054	17,391,207	(5,422,847)	19,992,367	2,601,160
Subtotal Overtime	29,344,414	39,454,657	10,110,243	34,454,657	(5,000,000)
Total	\$233,945,859	\$260,899,724	\$26,953,865	\$256,319,598	(\$4,580,126)

Department Overtime

The SFMTA FY 2012-13 budget has increased overtime expenditures department-wide by \$10,000,000 from \$31,951,990 to \$41,951,990, as shown in Table 3 below. The proposed overtime budget of \$41,951,990 in FY 2012-13 is \$12,143,775 less than SFMTA's projected FY 2011-12 overtime expenditures of \$54,095,765. According to Ms. Bose, SFMTA will need to actively manage overtime use in FY 2012-13 to meet the department's overtime budget.

**Table 3
SFMTA Overtime Budget
FY 2012-13 and FY 2013-14**

	FY 2011-12	FY 2012-13	Increase from FY 2011-12	FY 2013-14	Increase/ (Decrease) from FY 2012-13
Transit	29,344,414	39,454,657	10,110,243	34,454,657	(5,000,000)
Security, Safety, Training and Enforcement	1,313,350	1,070,350	(243,000)	1,070,350	0
Parking and Traffic	542,043	674,800	132,757	674,800	0
Other	752,183	752,183		752,183	0
Total	\$31,951,990	\$41,951,990	\$10,000,000	\$36,951,990	(\$5,000,000)

SFMTA should report to the May 24, 2012 Budget and Finance Committee on how the department will manage overtime and salary deficits in FY 2012-13 and FY 2013-14 to ensure that actual overtime and salary expenditures are within the budgeted amount, including how SFMTA proposes to manage a \$5,000,000 reduction in overtime in FY 2013-14.

**RECOMMENDATIONS OF THE BUDGET & LEGISLATIVE ANALYST
FOR AMENDMENT OF BUDGET ITEMS
FY 2012-13 AND FY 2013-14**

DEPARTMENT: SFMTA – MUNICIPAL TRANSPORTATION AGENCY

New Expenditures for Transit Maintenance

The proposed SFMTA budget includes \$17,555,000 for increased maintenance expenditures in FY 2012-13 and \$30,010,000 for increased maintenance expenditures in FY 2013-14, compared to FY 2011-12 maintenance expenditures. These increased expenditures include new staffing costs as well as materials and other expenditures. SFMTA has allocated 70% these new maintenance expenditures to the Transit Division in FY 2012-13, as shown in Table 4 below.

**Table 4
Proposed Increased Expenditures for Maintenance
FY 2012-13 and FY 2013-14⁴**

	FY 2012-13		FY 2013-14	
	Amount	Percent of Total	Amount	Percent of Total
<u>Transit Division</u>				
Light Rail Vehicle Maintenance	\$2,875,000	16%	\$5,750,000	19%
Bus Maintenance	2,875,000	16%	5,750,000	19%
Right-of-Way Maintenance	<u>6,470,000</u>	<u>37%</u>	<u>10,340,000</u>	<u>34%</u>
Total, Transit Division	\$12,220,000	70%	\$21,840,000	73%
<u>Other Divisions</u>				
Transit Effectiveness Project	\$375,000	2%	\$750,000	2%
Sustainable Streets	1,250,000	7%	2,500,000	8%
Safety and Enforcement	2,400,000	14%	2,900,000	10%
Administration and Support	<u>1,310,000</u>	<u>7%</u>	<u>2,020,000</u>	<u>7%</u>
Total, Other Divisions	\$5,335,000	30%	\$8,170,000	27%
Total	\$17,555,000	100%	\$30,010,000	100%

Security, Safety, Training, and Enforcement Division

Positions in SFMTA's Security, Safety, Training and Enforcement program are funded by the Muni and Parking and Traffic operating budgets. These positions include transit fare inspectors, parking control officers, and related management, supervisory and support staff.

In FY 2012-13, SFMTA proposes to add 10 transit fare inspector positions to the Security, Safety, Training and Enforcement Division by decreasing attrition savings to allow for the hiring of vacant positions. According to Ms. Bose, these positions will be used to facilitate Muni's new all-door boarding policy.

Rainy Day Reserve

The FY 2012-13 and FY 2013-14 budgets contain a rainy day reserve of \$10,000,000 in each year for a total reserve of \$20,000,000. According to Ms. Bose, the SFMTA Board of Directors has an adopted reserve policy which includes a reserve goal of 10% of the operating budget, which would be \$82,367,572 based on the proposed FY 2012-13 budget of \$823,675,725. The purpose of the reserve is

⁴ These expenditures of \$17,555,000 in FY 2012-13 and \$30,010,000 in FY 2013-14 are included in the expenditure line items for salaries, materials and supplies, and other line items in the SFMTA budget and are not detailed separately.

**RECOMMENDATIONS OF THE BUDGET & LEGISLATIVE ANALYST
FOR AMENDMENT OF BUDGET ITEMS
FY 2012-13 AND FY 2013-14**

DEPARTMENT: SFMTA – MUNICIPAL TRANSPORTATION AGENCY

to protect against SFMTA’s revenue shortfalls and unpredicted one-time expenses and to ensure that adequate funds are available for the agency.

Unexpended Project and Encumbered Funds

Unexpended Project Funds

SFMTA has \$25,300,000 in previously appropriated project funds for parking infrastructure procurement which have not been expended. According to Ms. Bose, these funds will be used to pay for new parking meters for the SF Park program. SFMTA will issue a Request for Proposals (RFP) for new parking meters citywide for the SF Park program.

SFMTA also has \$20,000,000 in previously appropriated project funds for land and building procurement which have not been expended. According to Ms. Bose, these funds will be used to purchase property (1) at Broadway and Sansome to provide long-term replacement housing for tenants displaced by construction of the Central Subway, and (2) 2650 Bayshore Avenue for storage of SFMTA vehicles currently stored on Port property.

Unexpended and Encumbered Funds

City departments encumber funds that have been appropriated by the Board of Supervisors to pay for purchase orders, work orders with other City departments, projects, and other purposes. Technically, encumbrances are funds that have been set aside to pay for goods or services that have been ordered but not yet received or billed. Therefore, encumbered funds have not yet been expended.

SFMTA has \$9,501,325 in unexpended and encumbered funds that were (1) appropriated in FY 2010-11 and prior years, (2) have not posted activity in FY 2011-12, and (3) are funded by the Muni or Parking and Traffic operating budgets. Based on the Budget and Legislative Analyst’s request, SFMTA provided the following information on the status of these encumbrances, as shown in Table 5 below:

**Table 5
SFMTA Encumbrances**

Encumbrances	Muni Operating Funds	Parking and Traffic Operating Funds	Total
Can be closed out	\$2,335,178	\$874,988	\$3,210,166
Held open pending invoices	6,272,692	0	6,272,692
Subtotal	8,607,869	874,988	9,482,857
Active project	18,095	373	18,468
Total	\$8,625,964	\$875,361	\$9,501,325

As shown in Table 5, SFMTA has \$3,210,166 in encumbrances that can be closed out and the funds re-allocated to other one-time uses.

Of the \$6,272,692 in encumbered accounts, for which SFMTA is holding the account open pending the receipt of pending invoices, accounts with balances totaling \$5,704,869 have had no activity since 2010. The largest of these encumbered accounts is for a payment to the Bay Area Rapid Transit (BART), totaling \$5,284,346, for which the last date of recorded activity of December 2, 2010. SFMTA should

**RECOMMENDATIONS OF THE BUDGET & LEGISLATIVE ANALYST
FOR AMENDMENT OF BUDGET ITEMS
FY 2012-13 AND FY 2013-14**

DEPARTMENT: SFMTA – MUNICIPAL TRANSPORTATION AGENCY

immediately determine the status of the account with BART and other large inactive accounts in order to close out the unexpended balances and re-allocate the funds to other one-time uses.

SFMTA should report to the Budget and Finance Committee in the May 24, 2012 hearing on the status of \$9,501,325 in encumbered funds, including the funds of \$5,284,346 encumbered for a payment to BART, and whether the unexpended balance can be reallocated to other uses.

DEPARTMENT REVENUES:

FY 2012-13: Department revenues have increased by \$24,458,614 or 4.1%, from the original FY 2011-12 budget of \$589,817,111 to the proposed FY 2012-13 budget of \$614,275,725.

General Fund revenues have increased by \$18,650,000 or 9.8% from the original FY 2011-12 budget of \$190,750,000 to the proposed FY 2012-13 budget of \$209,400,000

FY 2013-14: Department revenues have increased by \$11,830,733 or 1.9%, from the original FY 2012-13 budget of \$614,275,725 to the proposed FY 2013-14 budget of \$626,106,458.

General Fund revenues have increased by \$7,650,000 or 3.7% from the original FY 2012-13 budget of \$209,400,000 to the proposed FY 2012-13 budget of \$217,050,000.

	FY 2011-12	FY 2012-13	FY 2013-14
Transit Fares and Advertising Revenues	\$207,736,734	\$224,544,634	\$228,233,972
Permits, Fees, Fines	122,687,325	115,690,539	116,267,713
Parking Meters and Garages	91,853,058	94,639,056	98,361,428
Recoveries for Services	60,111,666	87,479,058	91,538,321
State and Federal Operating Grants	106,892,909	113,700,000	115,670,000
Miscellaneous	3,200	0	0
General Fund Contribution to SFMTA	190,750,000	209,400,000	217,050,000
General Fund In Lieu of Parking Tax	57,578,400	62,147,000	64,011,000
Net Transfers ⁵	(57,046,181)	(83,917,362)	(87,968,776)
Total	\$780,567,111	\$823,682,925	\$843,163,658

Transit Fares

SFMTA increases transit fares based on the Automatic Indexing Implementation Plan, approved by the SFMTA Board of Directors in April 2009, which provides for fare increases based on the Consumer Price Index (CPI) and other costs, such as labor and fuel. The Automatic Indexing Implementation Plan was not subject to Board of Supervisors approval. The FY 2012-13 and FY 2013-14 SFMTA budgets do not propose increases in cash fares but do propose increases in some monthly fast passes and other fares as follows:

⁵ Net transfers are transfers between SFMTA operating funds and project funds.

RECOMMENDATIONS OF THE BUDGET & LEGISLATIVE ANALYST
FOR AMENDMENT OF BUDGET ITEMS
FY 2012-13 AND FY 2013-14

DEPARTMENT: SFMTA – MUNICIPAL TRANSPORTATION AGENCY

	FY 2011-12	FY 2012-13 Proposed	FY 2013-14 Proposed
<u>Fast Pass Combined With BART in San Francisco</u>			
Adult	\$72.00	\$74.00	\$76.00
Disabled/Youth/Senior	\$26.00	\$27.00	\$28.00
<u>Fast Pass Muni Only</u>			
Adult	\$62.00	\$64.00	\$66.00
Disabled/Youth/Senior	\$24.00	\$22.00	\$23.00
<u>Other Passes</u>			
Lifeline (Low Income) Pass	\$31.00	\$32.00	\$33.00
Cable Car All-Day Pass	\$14.00	\$14.00	\$15.00
One-Day Passport	\$14.00	\$14.00	\$15.00
Three-Day Passport	\$21.00	\$22.00	\$23.00
Seven-Day Passport	\$27.00	\$28.00	\$29.00
Interagency Sticker (Excludes BART and Cable Car)	\$57.00	\$59.00	\$61.00
Class Pass	\$25.00	\$26.00	\$27.00
<u>Special Event - Round Trip</u>			
Adult	\$12.00	\$12.00	\$13.00
Disabled/Youth/Senior	\$10.00	\$10.00	\$11.00
Add-On Fare	\$8.00	\$8.00	\$9.00

These fare increases are not subject to Board of Supervisors approval.

Parking and Other Increases

The proposed budget includes:

- Additional parking meter revenue in FY 2012-13 FY 2013-14 for (a) parking meter enforcement on Sunday from 12 pm to 6 pm, and (b) addition of 500 to 1,000 new metered parking spaces;
- Increases to various fees and penalties, based on the Automatic Indexing Implementation Plan or cost recovery calculation; and
- Fees applied to parking citations of (a) \$2.00 to recover SFMTA's costs for the Local Courthouse Construction Fee, which is being remitted to the State but has not been included in citation amounts, and (b) \$3.00 in FY 2012-13 to recover SFMTA's costs for the Trial Court Trust Fund Fee, which under California Government Code, SFMTA can collect in FY 2012-13 but not in FY 2013-14.

General Fund

The proposed SFMTA budget in FY 2012-13 and FY 2013-14 includes General Fund contributions, consistent with the Three-Year Budget Projections for FY 2012-13 through FY 2014-15, prepared jointly by the Controller, Budget and Legislative Analyst, and Mayor's Budget Director.

Free Muni for Low-Income Youth

**RECOMMENDATIONS OF THE BUDGET & LEGISLATIVE ANALYST
FOR AMENDMENT OF BUDGET ITEMS
FY 2012-13 AND FY 2013-14**

DEPARTMENT: SFMTA – MUNICIPAL TRANSPORTATION AGENCY

The SFMTA Board of Directors approved a resolution on April 17, 2012 to provide a 22-month pilot program to provide free transit to low-income youth from August 1, 2012 through May 31, 2014. According to Ms. Bose, actual implementation of Free Muni for Low-Income Youth is contingent on funding from the Metropolitan Transportation Commission and San Francisco County Transportation Authority that has not yet been approved. The proposed FY 2012-13 budget includes a \$4.1 million reduction in fare revenues to account for the expected costs to provide free transit to low income youth.

Policy Consideration

Under the Charter, the SFMTA must submit a two-year budget in even-numbered years and budget amendments for the second fiscal year in odd-numbered years. SFMTA must submit the proposed two-year budget no later than May 1st of the even-numbered year to the Mayor and the Board of Supervisors. As long as the SFMTA stays within the revenue formulas outlined in the Charter, and does not ask for additional General Fund resources or support, the Mayor must forward the budget to the Board of Supervisors as submitted.

The Board of Supervisors may allow the SFMTA's budget to take effect without any action on its part, or it may reject the budget in its entirety by a vote of at least 7 of the 11 members.

According to the Controller, if the Board of Supervisors rejects the proposed FY 2012-13 and FY 2013-14 SFMTA budgets, the Board of Supervisors must appropriate sufficient General Fund revenues to maintain SFMTA's current operations until such time that the Board of Supervisors either affirmatively approves or allows an alternative SFMTA budget, as adopted by the SFMTA Board of Directors, to take effect.

COMMENTS:

The Director of Transportation should report to the Budget and Finance Committee in the May 24, 2012 hearing on:

- The status of inactive encumbrances, funded by Muni or Parking and Traffic operating funds, totaling \$9,501,325, including the funds of \$5,284,356 encumbered for a payment to BART, and whether the unexpended balances can be reallocated to other uses; and
- The SFMTA's plans to reduce overtime use from the FY 2011-12 projected overtime expenditures of \$54,095,765 to the overtime budget of \$41,951,990 in FY 2012-13 and of \$36,951,990 in FY 2013-14.



City and County of San Francisco

Meeting Agenda

Budget and Finance Committee

City Hall
1 Dr. Carlton B. Goodlett Place
San Francisco, CA 94102-4689

Members: Carmen Chu, John Avalos, Jane Kim, Malia Cohen, Scott Wiener

Clerk: Victor Young (415) 554-7723

Thursday, May 24, 2012

10:00 AM

City Hall, Legislative Chamber, Room 250

Special Meeting

If a quorum of the Board of Supervisors is present, it constitutes a Special Meeting of the Board of Supervisors. The Clerk shall make a note of it in the minutes, and discussion shall be limited to items noticed on this agenda.

AGENDA CHANGES

REGULAR AGENDA

1. 120426 [Proposed Budget and Annual Appropriation Ordinance for Selected Departments, as of May 1, 2012, FYs Ending June 30, 2013, and June 30, 2014]

Sponsor: Mayor

Proposed Budget and Annual Appropriation Ordinance appropriating all estimated receipts and all estimated expenditures for Selected Departments of the City and County of San Francisco as of May 1, 2012, for the FYs ending June 30, 2013, and June 30, 2014.

(Fiscal Impact)

5/1/12; RECEIVED AND ASSIGNED to the Budget and Finance Committee.

The public comment legally required under California Government Code Section 54954.3 and San Francisco Administrative Code Section 67.15(a) prior to adoption of File Nos. 120426, 120427, and 120437 shall occur on Thursday, May 24, 2012.

The following departments are scheduled to appear before the Budget and Finance Committee on May 24, 2012:

*San Francisco Public Utilities Commission
Department of the Environment
Municipal Transportation Agency*

2. 120427 **[Proposed Annual Salary Ordinance for Selected Departments, FYs Ending June 30, 2013, and June 30, 2014]**

Sponsor: Mayor

Proposed Annual Salary Ordinance enumerating positions in the Annual Budget and Appropriation Ordinance for Selected Departments of the City and County of San Francisco for the FYs ending June 30, 2013, and June 30, 2014.

(Fiscal Impact)

5/1/12; RECEIVED AND ASSIGNED to the Budget and Finance Committee.

The public comment legally required under California Government Code Section 54954.3 and San Francisco Administrative Code Section 67.15(a) prior to adoption of File Nos. 120426, 120427, and 120437 shall occur on Thursday, May 24, 2012.

The following departments are scheduled to appear before the Budget and Finance Committee on May 24, 2012:

*San Francisco Public Utilities Commission
Department of the Environment
Municipal Transportation Agency*

3. 120437 **[Proposition J Contract/Certification of Specified Contracted-Out Services Previously Approved for Enterprise Departments]**

Sponsor: Mayor

Resolution concurring with the Controller's certification that services previously approved can be performed by private contractor for a lower cost than similar work performed by City and County employees for the following services for FY2012-2013 and FY2013-2014: employee and public parking management, information booth, security, and shuttle bus services (Airport); paratransit, security, parking citation and collection, meter collection and coin counting, towing, and transit shelter maintenance services (Municipal Transportation Agency); janitorial and security services (Port); security services (Public Utilities Commission).

5/1/12; RECEIVED AND ASSIGNED to the Budget and Finance Committee.

The public comment legally required under California Government Code Section 54954.3 and San Francisco Administrative Code Section 67.15(a) prior to adoption of File Nos. 120426, 120427, and 120437 shall occur on Thursday, May 24, 2012.

The following departments are scheduled to appear before the Budget and Finance Committee on May 24, 2012:

*San Francisco Public Utilities Commission
Department of the Environment
Municipal Transportation Agency*

4. 120428 **[Appropriating \$587,756,000 for Wastewater Capital Improvements at the Public Utilities Commission for FY2012-2013 and FY2013-2014]**
Sponsor: Mayor
Ordinance appropriating \$587,756,000 of proceeds from revenue bonds, wastewater revenue, state grants, and bond interest income for the San Francisco Public Utilities Commission (SFPUC) Wastewater Enterprise's Capital Improvement Program, comprised of \$299,402,000 for FY2012-2013, and \$288,354,000 for FY2013-2014, and placing applicable appropriations by project on Controller's reserve subject to SFPUC's and Board of Supervisors' discretionary approval following completion of project-related analysis pursuant to the California Environmental Quality Act, where required, and receipt of proceeds of indebtedness, accept and expend a Department of Water Resources administered grant in the amount of \$24,147,000 and allow reimbursement of prior expenditures, funded from Wastewater Revenue Bonds, to be funded by the grant retroactive to December 2011; notably if the State delays the disbursement of the \$24,147,000 in grant funding, Wastewater Revenue Bonds may be substituted as a source for the grant funds.

(Fiscal Impact)

5/1/12; ASSIGNED to the Budget and Finance Committee.

5/8/12; SUBSTITUTED AND ASSIGNED to the Budget and Finance Committee.

5. 120429 **[Appropriating \$171,001,000 for Water Capital Improvements at the Public Utilities Commission for FY2012-2013 and FY2013-2014]**
Sponsor: Mayor
Ordinance appropriating \$171,001,000 of proceeds from revenue bonds, water revenues, and interest income for the San Francisco Public Utilities Commission (SFPUC) Water Enterprise's Capital Improvement Program, comprised of \$60,084,000 for FY2012-2013, and \$110,917,000 for FY2013-14, and placing applicable appropriations by project on Controller's reserve subject to SFPUC's and Board of Supervisors' discretionary approval following completion of project-related analysis pursuant to the California Environmental Quality Act, where required, and receipt of proceeds of indebtedness.

(Fiscal Impact)

5/1/12; ASSIGNED to the Budget and Finance Committee.

5/8/12; SUBSTITUTED AND ASSIGNED to the Budget and Finance Committee.

6. 120430 **[Appropriating \$141,171,000 for Hetch Hetchy Water and Power Capital Improvements at the Public Utilities Commission for FY2012-2013 and FY2013-2014]**
Sponsor: Mayor
Ordinance appropriating \$141,171,000 of Hetch Hetchy revenue, Californian Energy Commission loan and Power and Water Revenue Bonds for the San Francisco Public Utilities Commission (SFPUC) Hetch Hetchy Enterprise's Capital Improvement Program consisting of \$51,383,000 for FY2012-2013, and \$89,788,000 for FY2013-2014, and placing applicable appropriations by project on Controller's reserve subject to SFPUC's and Board of Supervisors' discretionary approval following completion of project-related analysis pursuant to the California Environmental Quality Act, where required, and receipt of proceeds of indebtedness and loan funds.
- (Fiscal Impact)
- 5/1/12; ASSIGNED to the Budget and Finance Committee.
- 5/8/12; SUBSTITUTED AND ASSIGNED to the Budget and Finance Committee.
7. 120467 **[Water Revenue Bond Issuance and Sale - Not to Exceed \$163,400,000]**
Ordinance approving the issuance and sale of water revenue bonds by the San Francisco Public Utilities Commission in an aggregate principal amount not to exceed \$163,400,000 to finance various capital water projects benefitting the Water Enterprise pursuant to amendments to the Charter of the City and County of San Francisco enacted by the voters on November 5, 2002, as Proposition E; and ratifying previous actions taken in connection therewith. (Public Utilities Commission)
- 5/7/12; RECEIVED FROM DEPARTMENT.
- 5/15/12; ASSIGNED to the Budget and Finance Sub-Committee.
- 5/17/12; TRANSFERRED to the Budget and Finance Committee.
8. 120468 **[Power Revenue Bond Issuance and Sale - Not to Exceed \$12,300,000]**
Ordinance approving the issuance and sale of power revenue bonds by the San Francisco Public Utilities Commission in an aggregate principal amount not to exceed \$12,300,000 to finance various power capital projects benefitting the SFPUC Power Enterprise, pursuant to Section 9.107(8) of the City Charter; and ratifying previous actions taken in connection therewith. (Public Utilities Commission)
- 5/7/12; RECEIVED FROM DEPARTMENT.
- 5/15/12; ASSIGNED to the Budget and Finance Sub-Committee.
- 5/17/12; TRANSFERRED to the Budget and Finance Committee.

9. 120469 **[Wastewater Revenue Bond Issuance and Sale - Not to Exceed \$522,810,000]**
Ordinance approving the issuance and sale of wastewater revenue bonds by the San Francisco Public Utilities Commission in an aggregate principal amount not to exceed \$522,810,000 to finance various projects benefitting the Wastewater Enterprise pursuant to amendments to the Charter of the City and County of San Francisco enacted by the voters on November 5, 2002, as Proposition E; and ratifying previous actions taken in connection therewith. (Public Utilities Commission)

5/7/12; RECEIVED FROM DEPARTMENT.

5/15/12; ASSIGNED to the Budget and Finance Sub-Committee.

5/17/12; TRANSFERRED to the Budget and Finance Committee.
10. 120544 **[Reserved Funds - Public Utilities Commission - \$20,000,000]**
Hearing to consider release of reserved funds, Public Utilities Commission (File No. 070315, Resolution No. 414-07) in the total amount of \$20,000,000 to fund the San Francisco Electric Reliability Payment. (Public Utilities Commission)

5/17/12; RECEIVED AND ASSIGNED to the Budget and Finance Committee.
11. 120454 **[Lease of Real Property - 1455 Market Street]**
Resolution authorizing the lease of 24,440 square feet at 1455 Market Street for seven years plus option to extend for the San Francisco Department of the Environment's Office purposes. (Real Estate Department)

(Fiscal Impact),

4/30/12; RECEIVED FROM DEPARTMENT.

5/8/12; RECEIVED AND ASSIGNED to the Budget and Finance Sub-Committee.

5/17/12; TRANSFERRED to the Budget and Finance Committee.

ADJOURNMENT

Agenda Item Information

Each item on the Consent or Regular agenda may include the following documents:

- 1) Legislation
- 2) Budget and Legislative Analyst report
- 3) Department or Agency cover letter and/or report
- 4) Public correspondence

These items will be available for review at City Hall, 1 Dr. Carlton B. Goodlett Place, Room 244, Reception Desk.

Meeting Procedures

The Board of Supervisors is the legislative body of the City and County of San Francisco. The Board has several standing committees where ordinances and resolutions are the subject of hearings at which members of the public are urged to testify. The full Board does not hold a second public hearing on measures which have been heard in committee.

Board procedures do not permit: 1) persons in the audience to vocally express support or opposition to statements by Supervisors or by other persons testifying; 2) ringing and use of cell phones, pagers, and similar sound-producing electronic devices; 3) bringing in or displaying signs in the meeting room; and 4) standing in the meeting room.

Each member of the public will be allotted the same maximum number of minutes to speak as set by the President or Chair at the beginning of each item or public comment, excluding City representatives, except that public speakers using translation assistance will be allowed to testify for twice the amount of the public testimony time limit. If simultaneous translation services are used, speakers will be governed by the public testimony time limit applied to speakers not requesting translation assistance. Members of the public who want a document placed on the overhead for display should clearly state such and subsequently remove the document when they want the screen to return to live coverage of the meeting.

IMPORTANT INFORMATION: The public is encouraged to testify at Committee meetings. Persons unable to attend the meeting may submit to the City, by the time the proceedings begin, written comments regarding the agenda items above. These comments will be made a part of the official public record and shall be brought to the attention of the Board of Supervisors. Written communications should be submitted to the Clerk of the Board, Clerk of a Committee or its members: 1 Dr. Carlton B. Goodlett Place, Room 244, San Francisco, CA 94102. Communications which are not received prior to the hearing may be delivered to the Clerk of the Committee at the hearing and you are encouraged to bring enough copies for distribution.

LAPTOP COMPUTER FOR PRESENTATIONS: Contact City Hall Media Services at (415) 554-7490 to coordinate the use of the laptop computer for presentations. Presenters should arrive 30 minutes prior to the meeting to test their presentations on the computer.

AGENDA PACKET: Available for review in Clerk's Office, Room 244, City Hall, 1 Dr. Carlton B Goodlett Place, or on the internet at <http://www.sfbos.org/meetings>. Meetings are cablecast on SF Cable 26. For DVD copies and scheduling call (415) 554-4188.

LANGUAGE INTERPRETERS: Requests must be received at least 48 hours in advance of the meeting to help ensure availability. Contact Madeleine Licavoli at (415) 554-7722. **AVISO EN ESPAÑOL:** La solicitud para un traductor debe recibirse antes de mediodía de el viernes anterior a la reunion. Llame a Erasmo Vazquez (415) 554-4909.

翻譯 必須在會議前最少四十八小時提出要求
請電 (415) 554-7719

Disability Access

The Legislative Chamber (Room 250) and the Committee Room (Room 263) in City Hall are wheelchair accessible. Meetings are real-time captioned and are cablecast open-captioned on SF Cable 26. Assistive listening devices for the Legislative Chamber are available upon request at the Clerk of the Board's Office, Room 244. Assistive listening devices for the Committee Room are available upon request at the Clerk of the Board's Office, Room 244 or in the Committee Room. To request sign language interpreters, readers, large print agendas or other accommodations, please contact Madeleine Licavoli at (415) 554-7722 or (415) 554-5227 (TTY). Requests made at least 48 hours in advance of the meeting will help to ensure availability.

The nearest accessible BART station is Civic Center (Market/Grove/Hyde Streets). Accessible MUNI Metro lines are the F, J, K, L, M, N, T (exit at Civic Center or Van Ness Stations). MUNI bus lines also serving the area are the 5, 6, 9, 19, 21, 47, 49, 71, and 71L. For more information about MUNI accessible services, call (415) 701-4485.

There is accessible parking in the vicinity of City Hall at Civic Center Plaza and adjacent to Davies Hall and the War Memorial Complex. Accessible curbside parking is available on Dr. Carlton B. Goodlett Place and Grove Street.

In order to assist the City's efforts to accommodate persons with severe allergies, environmental illness, multiple chemical sensitivity or related disabilities, attendees at public meetings are reminded that other attendees may be sensitive to perfumes and various other chemical-based scented products. Please help the City to accommodate these individuals.

Know Your Rights Under The Sunshine Ordinance

Government's duty is to serve the public, reaching its decision in full view of the public. Commissions, boards, councils, and other agencies of the City and County exist to conduct the people's business. This ordinance assures that deliberations are conducted before the people and that City operations are open to the people's review.

For information on your rights under the Sunshine Ordinance (Chapter 67 of the San Francisco Administrative Code) or to report a violation of the ordinance, contact by mail Sunshine Ordinance Task Force, 1 Dr. Carlton B. Goodlett Place, Room 244, San Francisco CA 94102; phone at (415) 554-7724; fax at (415) 554-7854; or by email at sotf@sfgov.org

Citizens may obtain a free copy of the Sunshine Ordinance by printing Chapter 67 of the San Francisco Administrative Code on the Internet, at <http://www.sfbos.org/sunshine>

Lobbyist Registration and Reporting Requirements

Individuals and entities that influence or attempt to influence local legislative or administrative action may be required by the San Francisco Lobbyist Ordinance [SF Campaign & Governmental Conduct Code Sec. 2.100] to register and report lobbying activity. For more information about the Lobbyist Ordinance, please contact the San Francisco Ethics Commission at 25 Van Ness Avenue, Suite 220, San Francisco, CA 94102; telephone (415) 252-3100; fax (415) 252-3112; web site <http://www.sfgov.org/ethics>

