

File No. 130539

Committee Item No. 5

Board Item No. _____

COMMITTEE/BOARD OF SUPERVISORS

AGENDA PACKET CONTENTS LIST

Committee: Budget and Finance Committee

Date: 06/19/2013

06/21/2013

Board of Supervisors Meeting

Date: _____

Cmte Board

- | | | |
|-------------------------------------|--------------------------|--|
| <input type="checkbox"/> | <input type="checkbox"/> | Motion |
| <input type="checkbox"/> | <input type="checkbox"/> | Resolution |
| <input checked="" type="checkbox"/> | <input type="checkbox"/> | Ordinance |
| <input checked="" type="checkbox"/> | <input type="checkbox"/> | Legislative Digest |
| <input type="checkbox"/> | <input type="checkbox"/> | Budget and Legislative Analyst Report |
| <input type="checkbox"/> | <input type="checkbox"/> | Legislative Analyst Report |
| <input type="checkbox"/> | <input type="checkbox"/> | Youth Commission Report |
| <input type="checkbox"/> | <input type="checkbox"/> | Introduction Form |
| <input checked="" type="checkbox"/> | <input type="checkbox"/> | Department/Agency Cover Letter and/or Report |
| <input type="checkbox"/> | <input type="checkbox"/> | MOU |
| <input type="checkbox"/> | <input type="checkbox"/> | Grant Information Form |
| <input type="checkbox"/> | <input type="checkbox"/> | Grant Budget |
| <input type="checkbox"/> | <input type="checkbox"/> | Subcontract Budget |
| <input type="checkbox"/> | <input type="checkbox"/> | Contract/Agreement |
| <input type="checkbox"/> | <input type="checkbox"/> | Form 126 – Ethics Commission |
| <input type="checkbox"/> | <input type="checkbox"/> | Award Letter |
| <input type="checkbox"/> | <input type="checkbox"/> | Application |
| <input type="checkbox"/> | <input type="checkbox"/> | Public Correspondence |

OTHER (Use back side if additional space is needed)

<input type="checkbox"/>	<input type="checkbox"/>	_____
<input type="checkbox"/>	<input type="checkbox"/>	_____
<input type="checkbox"/>	<input type="checkbox"/>	_____
<input type="checkbox"/>	<input type="checkbox"/>	_____
<input type="checkbox"/>	<input type="checkbox"/>	_____
<input type="checkbox"/>	<input type="checkbox"/>	_____
<input type="checkbox"/>	<input type="checkbox"/>	_____
<input type="checkbox"/>	<input type="checkbox"/>	_____
<input type="checkbox"/>	<input type="checkbox"/>	_____
<input type="checkbox"/>	<input type="checkbox"/>	_____

Completed by: Victor Young Date June 14, 2013

Completed by: Victor Young Date _____

1 [Administrative Code - Library Fines and Fees]

2
3 **Ordinance amending the Administrative Code to reduce video and digital video discs**
4 **fees and to increase reproduction of photographs for commercial purposes.**

5 **NOTE:** Additions are single-underline italics Times New Roman;
6 deletions are ~~strike-through italics Times New Roman~~.
7 Board amendment additions are double-underlined;
8 Board amendment deletions are ~~strike-through normal~~.
Asterisks (* * *) indicate the omission of unchanged Code
subsections.

9 Be it ordained by the People of the City and County of San Francisco:

10 Section 1. The Administrative Code is hereby amended by amending Section 8.21-2,
11 to read as follows:

12 **SEC. 8.21-2. LIBRARY FEES AND FINES.**

13 (a) Fee Schedule. The Library Commission is hereby authorized to charge fines and
14 fees for the use of library materials and services in accordance with the following schedule:

15 **SAN FRANCISCO PUBLIC LIBRARY FINES & FEES SCHEDULE**

OVERDUE FINES By Material		
ADULT MATERIALS	DAILY	MAXIMUM
Books	\$0.10	\$5.00
Phonorecords	\$0.10	\$5.00
Audiocassettes	\$0.10	\$5.00
Books on Tape	\$0.10	\$5.00
Compact Discs	\$0.10	\$5.00
Magazines	\$0.10	\$5.00

16
17
18
19
20
21
22
23
24
25
Mayor Lee
BOARD OF SUPERVISORS

Paperbacks (Cataloged)	\$0.10	\$5.00
Paperbacks (Uncataloged)	\$0.10	\$2.00
<i>Videos and Digital Video Discs (DVDs)</i>	<i>\$0.10</i>	<i>\$5.00</i>

JUVENILE MATERIALS

Depends on age of borrower (See Overdue Fines "by Patron" below.)

SPECIAL MATERIALS	DAILY	MAXIMUM
<i>Videos and Digital Video Discs (DVDs) (adults/seniors)</i>	<i>\$1.00</i>	<i>\$5.00</i>
<i>Videos and DVDs (0-17 years)</i>	<i>No fines</i>	<i>No fines</i>
Sheet Music	\$0.10	\$5.00
Orchestral/Music Sets	\$0.25	\$10.00
Vertical File Materials	\$0.10	\$5.00

OVERDUE FINES by Patron

Fines: Adults (18-64 years)	\$0.10	\$5.00
Fines: Seniors (over 65)	\$0.05	\$5.00
Fines: Teens (13-17 years)	No fines	No fines
Fines: Children (0-12 years)	No fines	No fines

DOCUMENT DELIVERY AND SPECIAL SERVICES

Inter-Library Loan; Photocopy	\$0.25/page	
(maximum: 50 pages/day)		\$5.00 rush
San Francisco History Center: <i>reproduction photo shoot of photographs (for teaching, scholarship, or research purposes)</i>	\$1.00/photo	
<i>San Francisco History Center: reproduction of photographs (for commercial purposes)</i>	\$15.00 FMV of any additional labor required due to age or condition of photograph	
<i>San Francisco History Center: scanning of photographs</i>	\$15.00 per existing scan; \$20.00 per new scan; \$1.00 per CD	
<i>San Francisco History Center: scanning of photographs</i>	\$15.00 per 300 dpi existing scan; \$20.00 per 300 dpi new scan; \$35.00 per 600 dpi scan; \$50.00 per 1,200 dpi scan; \$35.00 per 3,000 dpi slides, negatives, or glass plates; \$1.00 per CD	
<i>San Francisco History Center: permission to publish photographs (for commercial purposes)</i>	\$15.00 per project in a single type of media or \$100.00 per project in unlimited types of media+ FMV of any additional labor required due to age or condition of photograph	


Section 2. Effective Date. This ordinance shall become effective 30 days from the date of passage.

Section 3. This section is uncodified. In enacting this Ordinance, the Board intends to amend only those words, phrases, paragraphs, subsections, sections, articles, numbers, punctuation, charts, diagrams, or any other constituent part of the Administrative Code that are explicitly shown in this legislation as additions, deletions, Board amendment additions,

1 and Board amendment deletions in accordance with the "Note" that appears under the official
2 title of the legislation.

3
4 APPROVED AS TO FORM:
5 DENNIS J. HERRERA, City Attorney

6 By:



Alicia Cabrera
Deputy City Attorney

n:\govern\as2013\1300364\00843834.doc

LEGISLATIVE DIGEST

[Administrative Code - Library Fines and Fees]

Ordinance amending the Administrative Code to reduce video and digital video discs fees and to increase reproduction of photographs for commercial purposes.

Existing Law

Currently, the San Francisco Public Library ("SFPL") charges \$1.00 a day for overdue videos and digital video discs. SFPL charges \$15.00 plus the fair market value of labor for reproduction of photographs used for commercial purposes. SFPL charges \$15.00 for existing scans of photographs and \$20.00 for new scans of photographs and \$1.00 for photographs scanned onto a CD.

Amendments to Current Law

The proposed changes to the fees and fines schedule include a reduction of the DVD overdue fines for adults to \$.10/day and \$.05/day for seniors to standardize overdue fees for materials, regardless of format and to remove barriers to patron access to materials. The proposed fines and fee changes will increase fees for scanning of photographs at higher resolutions than currently offered and for reproduction of photographs for commercial purposes on a per project basis for a single media for \$15.00 and unlimited media for \$100.00.

The Budget and Legislative Analyst's Report is located in Board of Supervisor's File No. 130535 and at the following website:

<http://www.sfbos.org/index.aspx?page=14753>

The following documents related to the FYs 2013-2014 and 2014-2015 Budget of the City and County of San Francisco are available in the reference file and online at the following websites:

- **The City and County of San Francisco Proposed Budget and Appropriation Ordinance as of May 31, 2013 (BOS File No. 130535)**

<http://www.sfcontroller.org/Modules/ShowDocument.aspx?documentid=4337>

- **The City and County of San Francisco Proposed Salary Ordinance as of May 31, 2013 (BOS File No. 130536)**

<http://www.sfcontroller.org/Modules/ShowDocument.aspx?documentid=4335>

- **Mayor's 2013-2014 and 2014-2015 Proposed Budget (BOS File No. 130536)**

<http://www.sfmayor.org/Modules/ShowDocument.aspx?documentID=266>

BOARD of SUPERVISORS



City Hall
Dr. Carlton B. Goodlett Place, Room 244
San Francisco 94102-4689
Tel. No. 554-5184
Fax No. 554-5163
TDD/TTY No. 554-5227

June 11, 2013

File No. 130539

Sarah Jones
Environmental Review Officer
Planning Department
1650 Mission Street, 4th Floor
San Francisco, CA 94103

Dear Ms. Jones:

On June 4, 2013, Mayor Lee introduced the following proposed legislation:

File No. 130539

Ordinance amending the Administrative Code to reduce video and digital video disc fees and to increase reproduction of photographs for commercial purposes.

This legislation is being transmitted to you for environmental review.

Angela Calvillo, Clerk of the Board

Victor Young

By: Victor Young, Committee Clerk
Budget and Finance Committee

Attachment

c: Monica Pereira, Environmental Planning
Joy Navarrete, Environmental Planning

*Statutory Exemption
CEQA Section 15273
Rates, Tolls, Fees, and Charges*

J. Navarrete June 13, 2013

Joy NAVARRETE



Ben Rosenfield
Controller

Monique Zmuda
Deputy Controller

MEMORANDUM

TO: The Honorable Board of Supervisors
Clerk of the Board

FROM: Michelle Allersma, Acting Director of Budget & Analysis
Controller's Office

DATE: June 12, 2013

SUBJECT: Certification of Fees – Legislative Fee Changes

The Controller's Office published a Master Fee Schedule of Budget Submissions for FY 2013-14 and FY 2014-15 Budget Deliberations in April 2013. The Master Fee Schedule provides policymakers with a timely and comprehensive summary of departmental licenses, permits, fines, and service charges, organized alphabetically by department. These data are a compilation of departmental budget submissions, and represent each department's estimate of fee revenue and related cost recovery. Adopted fees may vary from what is published in the Master Fee Schedule. The full report is available on our website at:
<http://sfcontroller.org/index.aspx?page=399>

Please refer to the referenced pages for the following fees:

- Street Artist Fee, p. 5
- Fire Department Permit Fees, p. 46
- Medical Examiner Fees, pp. 47-48
- Public Guardian Fee, p. 57
- Library Fines and Fees, p. 96-98
- Recreation and Park Code Fees, pp. 116-139

Patient rates charged by the Department of Public Health are not included in the Master Fee Schedule because budgeted revenue is based on reimbursements from (with few exceptions) Medi-Cal, Medicare and other third parties, rather than the patient rates. The pending legislation sets patient rates as a reference point for full cost recovery in order to increase reimbursement amounts.

As indicated in the Master Fee Schedule, none of the referenced fees are projected to recover more than the cost of providing the relevant service(s). Please contact Drew Murrell of my staff at (415) 554- 7647 if you have any questions.

Attachments: Excerpted pages from Master Fee Schedule

Budget Form 2B: Schedule of Licenses, Permits, Fines & Service Charges

CPI Adjustment
Yes
No

DEPARTMENT: ARTS COMMISSION (ART)

Inflation Factor for FY 2013-14 Fee Auto Increase as per Code Section **	2.2%
Inflation Factor for FY 2014-15 Fee Auto Increase as per Code Section **	3.5%

Fee Status C/M/N	Description	Code Authorization	Auto CPI Adjust Yes/No	Unit Basis (eg, per sq ft)	FY 2012-13 Fee	FY 2012-13 Units (Est.)	FY 2012-13 Revenue Budgeted	FY 2012-13 Cost Recovery (Est.)	FY 2013-14 Fee **	FY 2013-14 Units (Est.)	FY 2013-14 Revenue Proposed	FY 2013-14 Cost Recovery (Est.)	FY 2014-15 Fee **	FY 2014-15 Units (Est.)	FY 2014-15 Revenue Proposed	FY 2014-15 Cost Recovery (Est.)	Fiscal Year of Last Increase	Fee Prior to Last Increase
1	Street Artist Certification Fee	Ord. 41-83	No	Per license	\$ 654.08	385	\$ 312,003	98%	\$ 841.92	416	\$ 351,923	100%	\$ 871.31	419	\$ 365,079	100%	FY 11/12	\$616.64
2	Civic Design Review Fee	Admin Code Sec. 3.194	No	Per Review	\$ 2,316.00	50	\$ 115,800	81%	\$ 2,483.00	50	\$ 124,500	100%	\$2,583.00	50	\$ 129,150	100%	N/A	

Fee Status: C - Continuing
M - Modified
N - New

Notes:

** If Auto CPI adjustment = Yes, FY 2013-14 and FY 2014-15 Fee will be automatically generated based on the inflation factor determined by the Controller.
If Auto CPI adjustment = No, FY 2013-14 and FY 2014-15 Fee will remain the same as previous year or entered by dept according to Code Authorization.

Budget Form 2B: Schedule of Licenses, Permits, Fines & Service Charges

CPI Adjustment	
Yes	
No	

DEPARTMENT: Fire (FIR)

Inflation Factor for FY 2014-12 Fee Auto Increase as per Code Section **	2.2%
Inflation Factor for FY 2014-16 Fee Auto Increase as per Code Section **	3.5%

Item	Fee Status C/M/N	Description	Code Authorization	Auto CPI Adjust Yes/No	Unit Basis (eg per sq ft)	FY 2012-13 Fee	FY 2012-13 Units (Est)	FY 2012-13 Revenue Budgeted	FY 2012-13 Cost Recovery (Est)	FY 2013-14 Fee **	FY 2013-14 Units (Est)	FY 2013-14 Revenue Proposed	FY 2013-14 Cost Recovery (Est)	FY 2014-15 Fee **	FY 2014-15 Units (Est)	FY 2014-15 Revenue Proposed	FY 2014-15 Cost Recovery (Est)	Fiscal Year of Last Increase	Fee Prior to Last Increase
1	M	Pre-Application Plan Review Fee	SFFC 112.11	No	Per Request of Client	\$ 220.00	320	\$ 74,800	99%	\$ 230	385	\$ 88,550	99%	\$ 230.00	385	\$ 88,550	97%	2010	\$ 190.00
2	M	Fire Water Flow Request Fee	SFFC 112.17	No	Per Request of Client	\$110/\$220	420	\$ 73,700	100%	\$115/\$230	550	\$ 88,550	99%	\$115/\$230	440	\$ 88,550	97%	2010	\$95/\$190
3	C	Fire Prevention Plan Check Fees	SFFC 112.9	No	Per Plan Reviewed	See Schedule	6,850	\$ 3,835,000	99%	See Schedule	8,000	\$ 4,400,000	99%	See Schedule	8,000	\$ 4,400,000	99%	2013	See Schedule
4	M	Fire Inspection Fees	SFFC 112.10	No	Per Request of Client	\$ 110.00	9,900	\$ 1,029,000	99%	\$ 115	12,200	\$ 1,403,000	99%	\$ 115.00	12,200	\$ 1,403,000	99%	2010	\$ 95.00
5	C	High Rise Fire Inspection Fees	SFFC 112.8	No	Per 1,000 sq ft	\$ 12.00	129,000	\$ 1,548,000	101%	\$ 12	140,000	\$ 1,680,000	98%	\$ 12.00	140,000	\$ 1,680,000	98%	2010	\$ 11.00
6	C	Tax Collection Renewal Business and Tax Fees		No	Per location	\$ 330.00	4,150	\$ 1,369,500	100%	\$ 330	4,150	\$ 1,369,500	98%	\$ 330.00	4,150	\$ 1,369,500	98%	2010	\$ 270.00
7	C	Original Permit/License Fees	SFFC 112.2	No	Per inspection	\$ 330.00	2,400	\$ 792,000	99%	\$ 330	2,400	\$ 792,000	99%	\$ 330.00	2,400	\$ 792,000	98%	2010	\$ 270.00
8	M	Reinspection	SFFC 112.3	No	Per inspection	\$ 220.00	470	\$ 103,400	100%	\$ 230	245	\$ 56,350	100%	\$ 230.00	245	\$ 56,350	99%	2010	\$ 190.00
9	M	Referral Inspection Fee	SFFC 112.7	No	Per inspection	\$ 110.00	1,130	\$ 124,300	100%	\$ 115	1,200	\$ 138,000	98%	\$ 115.00	1,200	\$ 138,000	97%	2010	\$ 95.00
10	C	Overtime Service Fees	SFFC 112.15	No	Per hour	\$ 131.00	7,658	\$ 1,003,000	100%	\$ 133	8,664	\$ 1,150,000	100%	\$ 132.78	8,661	\$ 1,150,000	100%	2010	\$ 128.00
11	C	Residential Inspection Program	SFFC 112.1B	No	Per inspection	\$ 157.00	3,637	\$ 571,009	100%	\$ 157	3,637	\$ 571,009	100%	\$ 157	3,637	\$ 571,009	100%	2009	\$ 146.00
12	C	Residential Key Access Program	SFFC 112.19	No	Per subscriber	\$ 230.00	-	\$ -	N/A	\$ 230	0	\$ -	N/A	\$ 230	0	\$ -	N/A	N/A	N/A
13	C	Misc Subpoenas & Fire Reports	ADMIN CODE	No	Per document	\$4-\$12	520,650	\$ 15,000	N/A	\$4-\$12	520,650	\$ 15,000	N/A	\$4-\$12	520,650	\$ 15,000	N/A	N/A	\$ -
14	C	Vehicle Incident Insurance Fee	SFFC	No	Per incident, tiered fee	\$249/\$498	3,144	\$ 326,000	80%	\$249/\$498	3,144	\$ 326,000	N/A	\$249/\$498	3,144	\$ 326,000	N/A	N/A	\$ -
15	C	False Alarm Response Fee	SFFC 112.4	No	Per incident, tiered fee	\$250/\$500	630	\$ 220,500	N/A	\$250/\$500	630	\$ 220,500	N/A	\$250/\$500	630	\$ 220,500	N/A	N/A	N/A
16	C	Medical Cannabis Dispensary Fee	ADMIN CODE	No	Per inspection	\$ 110.00	8	\$ 880	N/A	\$ 110	8	\$ 880	N/A	\$ 110.00	8	\$ 880	N/A	N/A	N/A
17	C	Ambulance Services	HC 128.1	No	Per type of services	\$376/\$1,690	65,000	\$29,515,312	N/A	\$376/\$1,690	65,000	\$31,249,651	N/A	\$376/\$1,690	65,000	\$31,249,651	N/A	N/A	\$ -
18	C	Medical Records Fees	CA Evidence 1560-1567	No	Per Request of Client	\$ 15.00	1,000	\$ 15,000	N/A	\$ 15	1,000	\$ 15,000	N/A	\$ 15.00	1,000	\$ 15,000	N/A	N/A	\$ -

Fee Status: C - Continuing
M - Modified
N - New

Notes:

** If Auto CPI adjustment = Yes, FY 2014-14 and FY 2014-15 Fee will be automatically generated based on the inflation factor determined by the Controller.
** If Auto CPI adjustment = No, FY 2013-14 and FY 2014-16 Fee will remain the same as previous year or entered by dept according to Code Authorization.

Budget Form 2B: Schedule of Licenses, Permits, Fines & Service Charges

CPI Adjustment	
Yes	
No	

DEPARTMENT: GSA-City Administrator (ADM)

Inflation Factor for FY 2013-14 Fee Auto Increase as per Code Section **	2.2%
Inflation Factor for FY 2014-15 Fee Auto Increase as per Code Section **	3.5%

Item	Fee Status C/M/N	Description	Code Authorization	Auto CPI Adjust Year/No	Unit Basis (eg. per sq ft)	FY 2012-13 Fee	FY 2012-13 Units (Est.)	FY 2012-13 Revenue Budgeted	FY 2012-13 Cost Recovery (Est.)	FY 2013-14 Fee **	FY 2013-14 Units (Est.)	FY 2013-14 Revenue Proposed	FY 2013-14 Cost Recovery (Est.)	FY 2014-15 Fee **	FY 2014-15 Units (Est.)	FY 2014-15 Revenue Proposed	FY 2014-15 Cost Recovery (Est.)	Fiscal Year of Last Increase	Fee Prior to Last Increase
Medical Examiner Fees																			
1	C	Proof of death for insurance purposes	Admin. Code, Section 8.14	Yes	per letter	\$ 7.11		\$ -	100%	\$ 7.26		\$ -		\$ 7.52		\$ -		2012	\$ 7.00
2	C	Statement to attending physician at death	Admin. Code, Section 8.14	Yes	per letter	\$ 7.11		\$ -	100%	\$ 7.26		\$ -		\$ 7.52		\$ -		2012	\$ 7.00
3	C	Non-contagious letter	Admin. Code, Section 8.14	Yes	per letter	\$ 7.11		\$ -	100%	\$ 7.26		\$ -		\$ 7.52		\$ -		2012	\$ 7.00
4	C	Certified copy of Medical Examiner's report	Admin. Code, Section 8.14	Yes	per report	\$ 65.00		\$ -	100%	\$ 66.44		\$ -		\$ 68.77		\$ -		2012	\$ 35.00
5	C	Copy (not certified) of Medical Examiner's report	Admin. Code, Section 8.14	Yes	per report	\$ 60.00		\$ -	100%	\$ 61.33		\$ -		\$ 63.48		\$ -		2012	\$ 15.00
6	C	Disaster pouches for decomposed, accident or infectious cases	Admin. Code, Section 8.14	Yes	per pouch	\$ 50.76		\$ -	100%	\$ 51.89		\$ -		\$ 53.70		\$ -		2012	\$ 50.00
7	C	Forensic autopsy performed on non-Medical Examiner's cases or outside county	Admin. Code, Section 8.14	Yes	per autopsy	\$ 3,410.05		\$ -	100%	\$ 3,485.76		\$ -		\$ 3,607.76		\$ -		2012	\$ 3,359.00
8	C	Xrays	Admin. Code, Section 8.14	Yes	per Xray	\$ 117.76		\$ -	100%	\$ 120.38		\$ -		\$ 124.59		\$ -		2012	\$ 116.00
9	C	Copies of Xrays	Admin. Code, Section 8.14	Yes	per copy	\$ 25.38		\$ -	100%	\$ 25.94		\$ -		\$ 26.85		\$ -		2012	\$ 25.00
10	C	Results of microscopic slides	Admin. Code, Section 8.14	Yes	per slide	\$ 25.38		\$ -	100%	\$ 25.94		\$ -		\$ 26.85		\$ -		2012	\$ 25.00
11	C	Outside use of facilities for identification purposes	Admin. Code, Section 8.14	Yes	per case	\$ 35.53		\$ -	100%	\$ 36.32		\$ -		\$ 37.59		\$ -		2012	\$ 35.00
12	C	Storage of remains for funeral directors for other than Medical Examiner's cases	Admin. Code, Section 8.14	Yes	per day	\$ 57.87		\$ -	100%	\$ 59.15		\$ -		\$ 61.22		\$ -		2012	\$ 57.00
13	M	Removal of remains to Medical Examiner's Office prior to completion of investigation	Admin. Code, Section 8.14	Yes	per removal	\$ 480.19		\$ -	100%	\$ 490.85		\$ -		\$ 508.03		\$ -		2012	\$ 473.00
14	C	Storage of remains following completion of investigation and notification of family or funeral director or completed investigation, Medical Examiner's cases	Admin. Code, Section 8.14	Yes	per day	\$ 57.87		\$ -	100%	\$ 59.15		\$ -		\$ 61.22		\$ -		2012	\$ 57.00
15	C	Funeral and storage of remains from rest homes and other facilities that have no facilities for cold storage	Admin. Code, Section 8.14	Yes	per day	\$ 117.76		\$ -	100%	\$ 120.38		\$ -		\$ 124.59		\$ -		2012	\$ 116.00
16	C	Reimbursement for direct cremation	Admin. Code, Section 8.14	Yes	per cremation	\$ 909.62		\$ -	100%	\$ 929.81		\$ -		\$ 962.36		\$ -		2012	\$ 896.00
17	C	Forensic alcohol report	Admin. Code, Section 8.14	Yes	per report	\$ 12.18		\$ -	100%	\$ 12.45		\$ -		\$ 12.89		\$ -		2012	\$ 12.00
18	C	Supporting documentation for results of forensic alcohol report	Admin. Code, Section 8.14	Yes	per page	\$ 8.12		\$ -	100%	\$ 8.30		\$ -		\$ 8.59		\$ -		2012	\$ 8.00
19	C	Specimen storage	Admin. Code, Section 8.14	Yes	per month	\$ 29.44		\$ -	100%	\$ 30.09		\$ -		\$ 31.15		\$ -		2012	\$ 29.00
20	C	Court and deposition testimony/consultation, staff, per hour	Admin. Code, Section 8.14	Yes	per hour	\$ 234.51		\$ -	100%	\$ 239.72		\$ -		\$ 248.11		\$ -		2012	\$ 231.00
21	C	Court and deposition testimony/consultation, toxicologist, per hour	Admin. Code, Section 8.14	Yes	per hour	\$ 293.39		\$ -	100%	\$ 299.91		\$ -		\$ 310.40		\$ -		2012	\$ 289.00
22	C	Court and deposition testimony/consultation, toxicologist, (Ph.D.), per hour	Admin. Code, Section 8.14	Yes	per hour	\$ 416.23		\$ -	100%	\$ 425.47		\$ -		\$ 440.36		\$ -		2012	\$ 410.00
23	C	Court and deposition testimony/consultation, forensic pathologist, per hour	Admin. Code, Section 8.14	Yes	per hour	\$ 608.10		\$ -	100%	\$ 621.60		\$ -		\$ 643.36		\$ -		2012	\$ 599.00
24	C	Court and deposition testimony/consultation, investigator, per hour	Admin. Code, Section 8.14	Yes	per hour	\$ 293.39		\$ -	100%	\$ 299.91		\$ -		\$ 310.40		\$ -		2012	\$ 289.00
25	C	Drug screening in blood or urine by ELISA (4 common drug categories)	Admin. Code, Section 8.14	Yes	per 4 drugs	\$ 416.23		\$ -	100%	\$ 425.47		\$ -		\$ 440.36		\$ -		2012	\$ 410.00
26	C	Drug screening in blood or urine by ELISA (8 common drug categories)	Admin. Code, Section 8.14	Yes	per 8 drugs	\$ 625.36		\$ -	100%	\$ 639.25		\$ -		\$ 661.52		\$ -		2012	\$ 616.00
27	C	Drug screening in blood or urine by ELISA (12 common drug categories)	Admin. Code, Section 8.14	Yes	per 12 drugs	\$ 833.48		\$ -	100%	\$ 851.98		\$ -		\$ 881.80		\$ -		2012	\$ 821.00

Item	Fee Schedule C/M/N	Description	Code Authorization	Auto CPI Adjust Yes/No	Unit Basis (e.g. per sq ft)	FY 2012-13 Fee	FY 2012-13 Units (Est)	FY 2012-13 Revenue Budgeted	FY 2012-13 Cost Recovery (Est)	FY 2013-13 Fee **	FY 2013-14 Units (Est)	FY 2013-14 Revenue Proposed	FY 2013-14 Cost Recovery (Est)	FY 2014-15 Fee **	FY 2014-15 Units (Est)	FY 2014-15 Revenue Proposed	FY 2014-15 Cost Recovery (Est)	Fiscal Year of Last Increase	Fee Prior to Last Increase
28	C	Drug screening in blood or urine by GC/MS	Admin Code Section 8.14	Yes	per screen	\$ 1,249.71		\$	100%	\$ 1,277.45		\$		\$ 1,322.17		\$		2012	\$ 1,231.00
29	C	Drug confirmation in urine, per drug	Admin Code Section 8.14	Yes	per drug	\$ 312.68		\$	100%	\$ 319.62		\$		\$ 330.81		\$		2012	\$ 309.00
30	C	Drug confirmation and quantitation in blood, per drug	Admin Code Section 8.14	Yes	per drug	\$ 312.68		\$	100%	\$ 319.62		\$		\$ 330.81		\$		2012	\$ 309.00
31	C	Drug screening in gastric contents or issues, by GC/MS	Admin Code Section 8.14	Yes	per screen	\$ 1,662.39		\$	100%	\$ 1,697.08		\$		\$ 1,652.98		\$		2012	\$ 1,539.00
32	C	Drug confirmation in gastric contents or issues, per drug	Admin Code Section 8.14	Yes	per test	\$ 416.23		\$	100%	\$ 425.47		\$		\$ 440.36		\$		2012	\$ 410.00
33	C	Date rape drug screening in urine	Admin Code Section 8.14	Yes	per test	\$ 1,249.71		\$	100%	\$ 1,277.45		\$		\$ 1,322.17		\$		2012	\$ 1,231.00
34	C	Date rape drug confirmation in urine, per drug	Admin Code Section 8.14	Yes	per test	\$ 312.68		\$	100%	\$ 319.62		\$		\$ 330.81		\$		2012	\$ 309.00
35	C	Drug screening and confirmation in hair, per hair specimen	Admin Code Section 8.14	Yes	per test	\$ 4,166.36		\$	100%	\$ 4,296.87		\$		\$ 4,407.94		\$		2012	\$ 4,104.00
36	C	Decedent's property mailing fee	Admin Code Section 8.14	Yes	per property	\$ 41.62		\$	100%	\$ 42.55		\$		\$ 44.04		\$		2012	\$ 41.00
37	C	Histology service for outside agencies	Admin Code Section 8.14	Yes	per 4 cassettes	\$ 124.87		\$	100%	\$ 127.64		\$		\$ 132.11		\$		2012	\$ 123.00
38	C	Forensic alcohol service for outside agencies	Admin Code Section 8.14	Yes	per test	\$ 166.49		\$	100%	\$ 170.19		\$		\$ 175.15		\$		2012	\$ 164.00
39	C	Drug screening and confirmation in nails	Admin Code Section 8.14	Yes	per specimen	\$ 1,190.63		\$	100%	\$ 1,217.27		\$		\$ 1,259.67		\$		2012	\$ 1,173.00
40	C	Preparing toxicology specimen for shipment for retest	Admin Code Section 8.14	Yes	per specimen	\$ 57.87		\$	100%	\$ 59.15		\$		\$ 61.22		\$		2012	\$ 57.00
41	C	Animal Control Fees	HC 41.10	Yes	Animal	\$ 137.05		\$ 582,000		\$ 140.09		\$ 582,000		\$ 145.00		\$ 582,000		2012	\$ 135.00
42	C	Adoption - Cat	HC 41.10	Yes	Animal	\$ 100.50		\$	6%	\$ 102.74		\$		\$ 106.33		\$		2012	\$ 99.00
43	C	Redemption	HC 41.10	Yes	Animal	\$ 50.76		\$	6%	\$ 51.89		\$		\$ 53.70		\$		2012	\$ 50.00
44	C	Daily Care	HC 41.10	Yes	Days	\$ 25.38		\$	41%	\$ 25.94		\$		\$ 26.85		\$		2012	\$ 25.00
45	C	Late Fee	HC 41.17	Yes	Fine	\$ 25.38		\$	N/A	\$ 25.94		\$		\$ 26.85		\$		2012	\$ 25.00
46	C	Dog License - Unaltered	HC 41.15	Yes	Tag	\$ 50.76		\$		\$ 51.89		\$		\$ 53.70		\$		2012	\$ 50.00
47	C	Dog License - Altered	HC 41.15	Yes	Tag	\$ 30.46		\$	46%	\$ 31.13		\$		\$ 32.22		\$		2012	\$ 30.00
48	C	Dog License - Senior Citizen (Altered)	HC 41.16	Yes	Tag	\$ 25.38		\$		\$ 25.94		\$		\$ 26.85		\$		2012	\$ 25.00
49	C	Voluntary Cat Registration	HC 41.16	Yes	Tag	\$ 10.15		\$		\$ 10.39		\$		\$ 10.74		\$		2012	\$ 10.00
50	C	Offices of Labor Standards Enforcement	HC 41.10	Yes	Tag	\$ 12.18		\$ 374,036		\$ 12.45		\$ 414,036		\$ 12.89		\$ 414,036		2012	\$ 12.00
51	C	Penalties for Prevailing Wage Violations: Employees on public works contracts must be paid prevailing wages. In addition, the Board of Supervisors has set prevailing wage rates for work covered by Admin Code section 21C. When OLSE finds violations of prevailing wage requirements on public works contracts, penalties of \$50 per worker per day are required.	Admin Code sec 9.22	No	Per worker per day	\$ 50.00	3000	150,000.00		\$ 50.00	3000	150,000.00		\$ 50.00	3000	150,000.00		n/a	\$
52	C	Penalties for MCO/HCAO Violations: The Minimum Compensation Ordinance (MCO) generally requires City contractors and certain tenants to provide their covered employees with (a) no less than the MCO hourly wage in effect; (b) 12 paid days off per year (or cash equivalent); and (c) 10 days off per year without pay per year. The Health Care Accountability Ordinance (HCAO) generally requires City contractors and certain tenants to offer health plan benefits to their covered employees, to make payment to the City for use by the Department of Public Health, or, under limited circumstances, to make payments directly to their covered employees. When the OLSE determines that a contractor has violated these laws, the agency may assess liquidated damages.	Admin Code sec 12P, 12Q	No	per worker per week (up to)	\$ 100.00	100	10,000.00		\$ 100.00	100	10,000.00		\$ 100.00	100	10,000.00		n/a	\$

Budget Form 2B: Schedule of Licenses, Permits, Fines & Service Charges

DEPARTMENT: Human Services Agency (DSS)

Inflation Factor for FY 2013-14 Fee Auto Increase as per Code Section **	2.2%
Inflation Factor for FY 2014-15 Fee Auto Increase as per Code Section **	3.5%

CPI Adjustment	
Yes	X
No	

Item	Fee Status C/M/N	Description	Code Authorization	Auto CPI Adjust Yes/No	Unit Basis (eg. per person ft)	FY 2012-13 Fee	FY 2012-13 Units (Est.)	FY 2012-13 Revenue Budgeted	FY 2012-13 Cost Recovery (Est.)	FY 2013-14 Fee	FY 2013-14 Units (Est.)	FY 2013-14 Revenue Proposed	FY 2013-14 Cost Recovery (Est.)	FY 2014-15 Fee	FY 2014-15 Units (Est.)	FY 2014-15 Revenue Proposed	FY 2014-15 Cost Recovery (Est.)	Fiscal Year of Last Increase	Fee Prior to Last Increase
1	C	Representative Payee Fee	111208	No	per eligible client amount defined by Social Security applicable fees	\$37.00	5,946	\$220,000	32%	\$37.00	5,405	\$200,000	32%	\$37.00	5,405	\$200,000	32%	FY11,12	\$-
2	C	ADMIN FEE-PUBLIC GUARDIAN	001907	No	per case - pursuant to Probate Code Section 2942	n/a	n/a	\$300,000		n/a		\$300,000		n/a		\$300,000			\$-
3	C	ATTY FEES-PUBLIC GUARDIAN		No	per case - pursuant to Probate Code Section 2942	n/a	n/a	\$85,000		n/a		\$85,000		n/a		\$85,000			\$-
4	C	BOND FEE-PUBLIC GUARDIAN		No	per case - pursuant to Probate Code Section 2942	n/a	n/a	\$15,000		n/a		\$15,000		n/a		\$15,000			\$-
5	C	ADMIN FEE-PUBLIC ADMINISTRATOR		No	per case - pursuant to Probate Code Sections 7622 and 7623	n/a	n/a	\$275,000		n/a		\$275,000		n/a		\$275,000			\$-
6	C	ATTY FEES-PUBLIC ADMINISTRATOR		No	per case - pursuant to Probate Code Sections 7622 and 7623	n/a	n/a	\$173,410		n/a		\$173,410		n/a		\$173,410			\$-
7	C	BOND FEE-PUBLIC ADMINISTRATOR		No	per case - pursuant to Probate Code Sections 7622 and 7623	n/a	n/a	\$15,356		n/a		\$15,356		n/a		\$15,356			\$-
8	C	IMD FEE - REP PAYEE	001907	No	per case as defined by Mental Health	n/a	n/a	\$79,920		n/a		\$70,000		n/a		\$70,000			\$-

Fee Status: C - Continuing
M - Modified
N - New

Notes:

** If Auto CPI adjustment = Yes, FY 2013-14 and FY 2014-15 Fee will be automatically generated based on the inflation factor determined by the Controller.
If Auto CPI adjustment = No, FY 2013-14 and FY 2014-15 Fee will remain the same as previous year or entered by dept according to Code Authorization.

Budget Form 2B: Schedule of Licenses, Permits, Fines & Service Charges

DEPARTMENT: San Francisco Public Library (LIB)

Inflation Factor for FY 2013-14 Fee Auto Increase as per Code Section **	2.2%
Inflation Factor for FY 2014-15 Fee Auto Increase as per Code Section **	3.5%

CPI Adjustment	
Yes	No
No	X

Item	Fee Status C/M/N	Description	Code Authorization	Auto CPI Adjust Yes/No	Unit Basis (e.g. per sq ft)	FY 2012-13 Fee	FY 2012-13 Units (Est.)	FY 2012-13 Revenue Budgeted	FY 2012-13 Cost Recovery (Est.)	FY 2013-14 Fee **	FY 2013-14 Units (Est.)	FY 2013-14 Revenue Proposed	FY 2013-14 Cost Recovery (Est.)	FY 2014-15 Fee **	FY 2014-15 Units (Est.)	FY 2014-15 Revenue Proposed	FY 2014-15 Cost Recovery (Est.)	Fiscal Year of Last Increase	Fee Prior to Last Increase
1	C	Overdue fines for Adults (18-64)	8.21-2	No	per item overdue	\$0.10-\$5.00	N/A			\$0.10-\$5.00	N/A				N/A				\$
2	C	Video & Digital Video Discs (DVDs) for Adults & Seniors	8.21-2	No	per item overdue	\$1.00-\$5.00	N/A			\$1.00-\$5.00	N/A				N/A				\$
3	C	Orchestral/Music Sets for Adults & Seniors	8.21-2	No	per item overdue	\$0.25-\$5.00	N/A	\$ 550,000	100%	\$0.25-\$5.00	N/A	\$ 550,000	100%		N/A	\$ 550,000	100%		\$
4	C	Overdue fines for Seniors (over 65)	8.21-2	No	per item overdue	\$0.05-\$5.00	N/A			\$0.05-\$5.00	N/A				N/A				\$
5	C	Returned Checks	8.21-2	No	per check	\$ 35.00	N/A			\$ 35.00	N/A				N/A				\$
6	C	Lost Card: Adult/Seniors	8.21-2	No	per card	\$ 1.00	N/A			\$ 1.00	N/A				N/A				\$
7	C	Lost Card: Youth (0-17 yrs)	8.21-2	No	per card	\$ 0.50	N/A			\$ 0.50	N/A				N/A				\$
8	C	Processing Fee (PF): Cataloged materials	8.21-2	No	per lost item	\$ 5.00	N/A			\$ 5.00	N/A				N/A				\$
9	C	Media Case (lost)	8.21-2	No	per case	\$ 1.00	N/A			\$ 1.00	N/A	\$ 180,000	100%		N/A	\$ 180,000	100%	2008	From Audiocassette to Media Case
10	C	Barcode Label	8.21-2	No	per label	\$ 0.25	N/A			\$ 0.25	N/A				N/A				\$
11	C	Barcode & Flyleaf	8.21-2	No	per Barcode & Flyleaf	\$ 1.00	N/A	\$ 360,000	100%	\$ 1.00	N/A				N/A				\$
12	C	Books by Mail	8.21-2	No	per book	\$3 or cost of shipping & handling, whichever is greater	N/A			\$3 or cost of shipping & handling, whichever is greater	N/A				N/A				\$
13	C	Public Copy and Print	N/A	No	per page	Black & white: \$0.10; color: \$0.40	N/A			Black & white: \$0.10; color: \$0.40	N/A				N/A				\$
14	C	Inter-Library Loan: Photocopy	8.21-2	No	per page	\$ 0.25	N/A			\$ 0.25	N/A	\$ 180,000	100%		N/A	\$ 180,000	100%		\$
15	C	Inter-Library Loan: Photocopy (maximum of 50 pages/day) - Rush	8.21-2	No	per page	\$ 5.00	N/A			\$ 5.00	N/A				N/A				\$

Item	Fee Status C/M/N	Description	Code Authorization	Auto CPI Adjust Yes/No	Unit Basis (e.g., per sq ft)	FY 2012-13 Fee	FY 2012-13 Units (Est.)	FY 2012-13 Revenue Budgeted	FY 2012-13 Cost Recovery (Est.)	FY 2013-14 Fee	FY 2013-14 Units (Est.)	FY 2013-14 Revenue Proposed	FY 2013-14 Cost Recovery (Est.)	FY 2014-15 Fee	FY 2014-15 Units (Est.)	FY 2014-15 Revenue Proposed	FY 2014-15 Cost Recovery (Est.)	Fiscal Year of Last Increase	Fee Prior to Last Increase
16	C	Hardback: Adult/Teen, Non-fiction	8.21-2	No	per book	\$ 35.00	N/A			\$ 35.00	N/A			\$ 35.00	N/A				\$ -
17	C	Hardback: Adult/Teen, Fiction	8.21-2	No	per book	\$ 25.00	N/A			\$ 25.00	N/A			\$ 25.00	N/A				\$ -
18	C	Hardback: Juvenile, Non-fiction	8.21-2	No	per book	\$ 20.00	N/A			\$ 20.00	N/A			\$ 20.00	N/A				\$ -
19	C	Hardback: Juvenile, Fiction	8.21-2	No	per book	\$ 15.00	N/A			\$ 15.00	N/A			\$ 15.00	N/A				\$ -
20	C	Paperback: Cataloged: Adult/Teen Non-Fiction	8.21-2	No	per book	\$ 20.00	N/A			\$ 20.00	N/A			\$ 20.00	N/A				\$ -
21	C	Paperback: Cataloged: Adult/Teen Fiction	8.21-2	No	per book	\$ 10.00	N/A			\$ 10.00	N/A			\$ 10.00	N/A				\$ -
22	C	Paperback: Cataloged: Juvenile Non-fiction	8.21-2	No	per book	\$ 10.00	N/A			\$ 10.00	N/A			\$ 10.00	N/A				\$ -
23	C	Paperback: Cataloged: Juvenile Fiction	8.21-2	No	per book	\$ 5.00	N/A			\$ 5.00	N/A			\$ 5.00	N/A				\$ -
24	C	Other Materials: Paperback	8.21-2	No	per item	\$ 5.00	N/A			\$ 5.00	N/A			\$ 5.00	N/A				\$ -
25	C	Paperback/Hardback: International Generic Record - based on fair market value	8.21-2	No	per item	\$5.00-\$15.00	N/A			\$5.00-\$15.00	N/A			\$5.00-\$15.00	N/A				\$ -
26	C	Periodicals/Magazines	8.21-2	No	per item	\$ 5.00	N/A	\$ 57,800	100%	\$ 5.00	N/A	\$ 57,800	100%	\$ 5.00	N/A	\$ 57,800	100%		\$ -
27	C	Phone record	8.21-2	No	per item	\$ 15.00	N/A			\$ 15.00	N/A			\$ 15.00	N/A				\$ -
28	C	Audiocassettes	8.21-2	No	per tape	\$10.00-Fair market value of set	N/A			\$10.00-Fair market value of set	N/A			\$10.00-Fair market value of set	N/A				\$ -
29	C	Videos & DVDs	8.21-2	No	per video/DVD	\$ 20.00	N/A			\$ 20.00	N/A			\$ 20.00	N/A				\$ -
30	C	Supplementary Materials: incl booklets, libretti, maps, CDs etc. (no PF)	8.21-2	No	per item	\$ 3.00	N/A			\$ 3.00	N/A			\$ 3.00	N/A				\$ -
31	C	Sheet Music/Scores	8.21-2	No	per sheet	\$ 30.00	N/A			\$ 30.00	N/A			\$ 30.00	N/A				\$ -
32	C	Sheet Music/Uncataloged	8.21-2	No	per sheet	\$ 30.00	N/A			\$ 30.00	N/A			\$ 30.00	N/A				\$ -
33	C	Audio Books	8.21-2	No	per tape or CD	\$5.00-Fair market value of set	N/A			\$5.00-Fair market value of set	N/A			\$5.00-Fair market value of set	N/A				\$ -
34	C	Compact Discs	8.21-2	No	per CD	\$ 15.00	N/A			\$ 15.00	N/A			\$ 15.00	N/A				\$ -
35	C	Language Sets	8.21-2	No	per item	\$10.00-Fair market value of set	N/A			\$10.00-Fair market value of set	N/A			\$10.00-Fair market value of set	N/A				\$ -
36	C	Vertical/Picture File (no PF)	8.21-2	No	per item	\$ 5.00	N/A			\$ 5.00	N/A			\$ 5.00	N/A				\$ -

Item	Fee Status C/W/N	Description	Code Authorization	Auto CPI Adjust Yes/No	Unit Basis (e.g., per sq ft)	FY 2012-13 Fee	FY 2012-13 Units (Est)	FY 2012-13 Revenue Budgeted	FY 2012-13 Cost Recovery (Est.)	FY 2013-14 Fee **	FY 2013-14 Units (Est)	FY 2013-14 Revenue Proposed	FY 2013-14 Cost Recovery (Est.)	FY 2014-15 Fee **	FY 2014-15 Units (Est)	FY 2014-15 Revenue Proposed	FY 2014-15 Cost Recovery (Est.)	Fiscal Year of Last Increase	Fee Prior to Last Increase
37	C	Meeting Room - Non-standard furniture setup	8.21-2	No	Flat Fee	\$ 25.00	N/A			\$ 25.00	N/A			\$ 25.00	N/A			2008	
38	C	Meeting RM-Custodial Services, Light Refreshments(set-up & clean up)	8.21-2	No	Flat Fee	\$ 25.00	N/A			\$ 25.00	N/A			\$ 25.00	N/A			2008	
39	C	Meeting RM-Custodial Services, Refreshments(set-up & clean up)	8.21-2	No	Flat Fee	\$ 100.00	N/A			\$ 100.00	N/A			\$ 100.00	N/A			2008	
40	C	Meeting RM-VHS/VCR Monitor/Technician	8.21-2	No	Flat Fee	\$ 30.00	N/A			\$ 30.00	N/A			\$ 30.00	N/A			2008	
41	C	Meeting RM-Microphone	8.21-2	No	Flat Fee	\$ 30.00	N/A			\$ 30.00	N/A			\$ 30.00	N/A			2008	
42	C	Meeting RM-Slide, VCR, Overhead projection	8.21-2	No	Flat Fee	\$ 30.00	N/A	\$ 8,000	100%	\$ 30.00	N/A	\$ 8,000	100%	\$ 30.00	N/A	\$ 8,000	100%	2008	
43	C	Korai Auditorium-Slide, VCR, Overhead projection	8.21-2	No	per hour	\$ 30.00	N/A			\$ 30.00	N/A			\$ 30.00	N/A			2008	
44	C	Video/Film Projector/Projectionist	8.21-2	No	per hour	\$ 30.00	N/A			\$ 30.00	N/A			\$ 30.00	N/A			2008	
45	C	Multiple Microphone Set-up/Mixing	8.21-2	No	per hour	\$ 30.00	N/A			\$ 30.00	N/A			\$ 30.00	N/A			2008	
46	C	Web site patch, PowerPoint Presentation	8.21-2	No	per hour	\$ 30.00	N/A			\$ 30.00	N/A			\$ 30.00	N/A			2008	
47	C	Audio Duplication/Technician	8.21-2	No	per hour	\$ 30.00	N/A			\$ 30.00	N/A			\$ 30.00	N/A			2008	
48	C	Engineer "Fire Watch" Fee	8.21-2	No	per hour	\$ 30.00	N/A			\$ 30.00	N/A			\$ 30.00	N/A			2008	
49	C	Visitor's Card (non-California residency)	8.21-2	No	per card	\$ 10.00	N/A		100%	\$ 10.00	N/A		100%	\$ 10.00	N/A		100%	2008	
50	C	San Francisco History Center: reproduction of photographs (for teaching, scholarship or research purposes)	8.21-2	No	per photo	\$ 1.00	N/A			\$ 1.00	N/A			\$ 1.00	N/A			2008	
51	C	San Francisco History Center: reproduction of photographs (for commercial purposes)	8.21-2	No	per photo	\$ 15 per existing scan; \$20 per new scan; \$1 per CD	N/A	\$ 25,000	100%	\$ 15 per existing scan; \$20 per new scan; \$1 per CD	N/A	\$ 25,000	100%	\$ 15 per existing scan; \$20 per new scan; \$1 per CD	N/A	\$ 25,000	100%	2008	
52	C	San Francisco History Center: scanning of photographs	8.21-2	No	per photo		N/A				N/A				N/A			2008	

Fee Status: C - Continuing
M - Modified
N - New

Notes:

** If Auto CPI adjustment = Yes, FY 2013-14 and FY 2014-15 Fee will be automatically generated based on the inflation factor determined by the Controller.
If Auto CPI adjustment = No, FY 2013-14 and FY 2014-15 Fee will remain the same as previous year or entered by dept according to Code Authorization.

BUDGET FORM 2b: Department Schedule of Licenses, Permits, Fines & Service Charges

DEPARTMENT NAME: Recreation & Parks (REC)

Inflation Factor for FY 2013-14 Fee Auto Increase as per Code Section **	2.2%
Inflation Factor for FY 2014-15 Fee Auto Increase as per Code Section **	3.5%

CPI Adjustment	
Yes	
No	

Item	Fee Stmt. Charge	Description	Code/Authorization	Ask CPI Adult Y/N	2012-13 Fee	2012-13 Units (Est.)	2012-13 Cost Recovery (Est.)	2012-14 Fee (Rounded)**	2013-14 Units (Est.)	2013-14 Cost Recovery (Est.)	2014-15 Fee (Rounded)**	2014-15 Units (Est.)	2014-15 Cost Recovery (Est.)	Doll. Basis	Year of Last Increase	Fee Prior to Last Increase
1	C	Carnival Admission	Park Code, Section 12.09	No											5/30/03	
		Category:														
		Children 5 and under			No fees if accompanied by adult.											
		Children 12 and under			\$0.50	55,000		\$1.00	55,000		\$1.00	55,000				\$0.00
		Adults			\$1.50	23,000		\$2.00	23,000		\$2.00	23,000				\$0.25
																\$1.00
1A	C	Botanical Garden	Park Code, Section 12.46	No												
		Category:								23.98%						
		Adults			\$7.00	28,000		\$7.00	28,000		\$7.00	28,000				
		Youth/Seniors			\$5.00	10,000		\$5.00	10,000		\$5.00	10,000				
		Child			\$2.00	500		\$2.00	500		\$2.00	500				
		Family			\$15.00	1,200		\$15.00	1,200		\$16.00	1,200				
2	C	Japanese Tea Garden	Park Code, Section 12.05	No												
		Category:								238.01%						
		Adult			\$5.00	20,000		\$5.00	20,000		\$5.00	20,000				\$3.50
		Senior			\$3.00	2,000		\$3.00	2,000		\$3.00	2,000				\$1.25
		Children (3-11 years)			\$2.00	2,000		\$2.00	2,000		\$2.00	2,000				\$1.25
		Youth (12-17)			\$3.00	1,000		\$3.00	1,000		\$3.00	1,000				
		Non Resident - Senior			\$5.00	34,000		\$5.00	34,000		\$5.00	34,000				
		Non Resident - Adult			\$7.00	305,000		\$7.00	305,000		\$7.00	305,000				
		Non Resident - Youth			\$5.00	26,000		\$5.00	26,000		\$5.00	26,000				
		Non Resident - Child			\$2.00	30,000		\$2.00	30,000		\$2.00	30,000				\$1.00
		Commission to designate 3 free hours per week														
3	C	Tennis Fees at GOP	Approved by R&P Commission prior to 1996 Charter Amendment	No											Unknown	Unknown
		Category - Tennis Court Fees				5,200			5,200			5,200				
		Adult - Walk On, Weekday			\$4.00			\$4.00			\$4.00					

Item	Fee Share C/M/N	Description	Code Authorization	Auto CDJ Adjust Y/N	2012-13 Fee (Rounded)	2012-13 Units (Est.)	2012-13 Conf Recovery (Est.)	2013-14 Fee (Rounded)	2013-14 Units (Est.)	2013-14 Conf Recovery (Est.)	2014-15 Fee (Rounded)	2014-15 Units (Est.)	2014-15 Conf Recovery (Est.)	Unit Basis	Year of Last Increase	Fee Prior to Last Increase
		Adult - Walk On, Evening & Weekend			\$5.00			\$5.00								
		Adult - Reserved Court			\$6.00			\$6.00								
		Senior - Walk On, Weekday			\$2.00			\$2.00								
		Senior - Walk On, Evening & Weekend			\$2.00			\$2.00								
		Senior - Reserved Court			\$2.00			\$2.00								
		Youth - Walk on, Weekday			\$2.00			\$2.00								
		Youth - Walk on, Evening & Weekend			\$2.00			\$2.00								
		Youth - Reserved Court			\$2.00			\$2.00								
		Tournament/League Play - Weekday 90 min.			\$15.00			\$15.00								
		Tournament/League Play - Weekday, Evening 90min			\$15.00			\$15.00								
		Tournament/League Play - Weekend 90 min.			\$15.00			\$15.00								
		Category - Tennis Pro Lesson	Park Code Section 12.41		\$70.00	1,100		\$75.00	1,100			1,100			7/21/06	Unknown
		Pro Lesson - 60 Min. Individual			\$40.00			\$42.00								\$50.00
		Pro Lesson - 30 Min. Individual			\$65.00			\$68.00								\$30.00
		Pro Lesson - 60 Min. 2 person (cost per person)			\$22.00			\$23.00								\$20.00
		Pro Lesson - 60 Min. Group Adult (cost per person)			\$18.00			\$19.00								\$16.00
		Pro Lesson - 60 Min. Group Junior (cost per person)			25% of lesson fee			25% of lesson fee								25% of lesson fee
		Cancellation Fee (less than 24 hrs)														
4	C	Kezar Parking	Park Code, Section 12.08 (a)	No		tickets sold			tickets sold			tickets sold			7/21/06	2003
		Category:														
		(a) Hourly Parking Rates -														
		0-1 hour			\$2.50	14,000		\$3.00	14,000			14,000				\$1.50
		1-2 hours			\$5.00	21,000		\$5.00	21,000			21,000				\$3.00
		2-3 hours			\$7.00	10,000		\$7.00	10,000			10,000				\$5.00
		3-4 hours			\$10.00	4,000		\$10.00	4,000			4,000				\$7.00
		4-5 hours			\$12.00	2,000		\$12.00	2,000			2,000				\$9.00
		5-6 hours			\$14.00	1,300		\$14.00	1,300			1,300				\$11.00
		6-7 hours			\$16.00	1,200		\$17.00	1,200			1,200				\$13.00
		7-12 hours			\$18.00	11,000		\$19.00	11,000			11,000				\$15.00
		Special Event Parking			\$10.00	4,800		\$10.00	4,800			4,800				\$8.00
		(b) Monthly Parking Rates														
		Resident Rate			\$160.00	750		\$170.00	750			750				\$115.00
		Commercial Rate (5 days per week)			\$185.00	2,300		\$195.00	2,300			2,300				\$140.00
		Senior Rate			\$60.00			\$63.00								\$70.00

Item	Fee Status Charge	Description	Cont. Authorizations	Alloc. CP Adopt Y/N	2012-13 Fee (Revenue)	2012-13 Util. Recovery (E+L)	2013-14 Fee (Revenue)	2013-14 Util. Recovery (E+L)	2014-15 Fee (Revenue)	2014-15 Util. Recovery (E+L)	2014-15 Cost Recovery (E+L)	2014-15 Fee (Revenue)	2014-15 Util. Recovery (E+L)	Year of Last Increase	Fee Prior to Last Increase
		(a) Commercial/Fundraisers & International			\$3,066 for up to 8hrs or 25% of gross ticket receipts, whichever is greater		\$3,066 for up to 8hrs or 25% of gross ticket receipts, whichever is greater		\$3,173 for up to 8hrs or 25% of gross ticket receipts, whichever is greater			\$3,173 for up to 8hrs or 25% of gross ticket receipts, whichever is greater		\$3,000 for up to 8hrs or 25% of gross ticket receipts, whichever is greater	\$3,000 for up to 8hrs or 25% of gross ticket receipts, whichever is greater
		(b) Adult Athletic Events (18 and older)			\$2,044 for up to 8hrs or 25% of gross ticket receipts, whichever is greater		\$2,044 for up to 8hrs or 25% of gross ticket receipts, whichever is greater		\$2,116 for up to 8hrs or 25% of gross ticket receipts, whichever is greater			\$2,116 for up to 8hrs or 25% of gross ticket receipts, whichever is greater		\$2,000 for up to 8hrs or 25% of gross ticket receipts, whichever is greater	\$2,000 for up to 8hrs or 25% of gross ticket receipts, whichever is greater
		(c) Youth Athletic Events - Open Facility (17 and under)			\$505 3hr. Minimum & \$60 ea. Addl. Hr. or 25% gross ticket receipts or gross revenues, whichever is greater		\$516 3hr. Minimum & \$61 ea. Addl. Hr. or 25% gross ticket receipts or gross revenues, whichever is greater		\$554 3hr. Minimum & \$63 ea. Addl. Hr. or 25% gross ticket receipts or gross revenues, whichever is greater			\$554 3hr. Minimum & \$63 ea. Addl. Hr. or 25% gross ticket receipts or gross revenues, whichever is greater		\$500 3hr. Minimum & \$60 ea. Addl. Hr. or 25% gross ticket receipts or gross revenues, 25% of gross receipts, whichever is greater	\$300 3hr. Minimum and \$40 each additional hour or 25% of gross tickets receipts, whichever is greater
		(d) Youth Athletic Events - Closed Facility (17 & under)			\$600 3hr. Minimum & \$80 ea. addl. hr. or 25% gross ticket receipts or gross revenues, whichever is greater		\$613 3hr. Minimum & \$82 ea. addl. hr. or 25% gross ticket receipts or gross revenues, whichever is greater		\$654 3hr. Minimum & \$85 ea. addl. hr. or 25% gross ticket receipts or gross revenues, whichever is greater			\$654 3hr. Minimum & \$85 ea. addl. hr. or 25% gross ticket receipts or gross revenues, whichever is greater		\$600 3hr. Minimum & \$80 ea. addl. hr. or 25% of gross ticket receipts or gross revenues, 25% of gross receipts, whichever is greater	\$500 3hr. Minimum and \$40 each additional hour or 25% of gross tickets receipts, whichever is greater
		(e) Student Photo Shoot			Free		Free		Free			Free		Free	Free
		(f) Small Crew Photo Shoot			\$150 per hour		\$150 per hour		\$158 per hour			\$158 per hour		\$150 per hour	\$150 per hour
		(g) Large Crew Film Shoot			\$2000 4 hr. minimum & \$300 each addl. hour		\$2044 4 hr. minimum & \$307 each addl. hour		\$2116 4 hr. minimum & \$318 each addl. hour			\$2116 4 hr. minimum & \$318 each addl. hour		\$2000 4 hr. minimum & \$300 each addl. hour	\$2000 4 hr. minimum & \$300 each addl. hour
		Matthew J. Boxer Stadium Rental	Park Code Section 12.42	No		85 Revenue Generating Rental Dates							85 Revenue Generating Rental Dates		8/2/06
3	C	(e) Adult - Professional/International/Concerts			\$5,066 for up to 8hrs or 25% of gross ticket receipts, whichever is greater		\$5,066 for up to 8hrs or 25% of gross ticket receipts, whichever is greater		\$5,173 for up to 8hrs or 25% of gross ticket receipts, whichever is greater			\$5,173 for up to 8hrs or 25% of gross ticket receipts, whichever is greater		\$3,000 for up to 8hrs or 25% of gross ticket receipts, whichever is greater	\$3,000 for up to 8hrs or 25% of gross ticket receipts, whichever is greater

Item	Fee Status C/M/N	Description	Code Authorization	Auto CPT Adult Y/N	2012-13 Fee	2012-13 Units (E+)	2012-13 Cont Recovery (E+)	2013-14 Fee (Renewed)**	2013-14 Cont Recovery (E+)	2014-15 Units (E+)	2014-15 Cont Recovery (E+)	Unit Bank	Year of Unit Increase	Fee Prior to Last Increase	
					\$600 4 hr. minimum and \$150 each additional hour or 25% of gross revenues, whichever is greater			\$634 4 hr. minimum and \$158 each additional hour or 25% of gross revenues, whichever is greater						\$600 4 hr. minimum and \$150 each additional hour or 25% of gross revenues, whichever is greater	
		(b) Amateur Athletic Events - Open facility			\$1022 4hr. Minimum and \$220 each additional hour or 25% of gross ticket receipts, whichever is greater			\$1058 4hr. Minimum and \$220 each additional hour or 25% of gross ticket receipts, whichever is greater						\$1000 4hr. Minimum and \$220 each additional hour or 25% of gross ticket receipts, whichever is greater	
		(c) Amateur Athletic Events - Closed facility			\$500 3hr. Minimum and \$60 each additional hour or 25% of gross ticket receipts, whichever is greater			\$529 3hr. Minimum and \$63 each additional hour or 25% of gross ticket receipts, whichever is greater						\$300 3hr. Minimum and \$40 each additional hour	
		(d) Youth Events - Open facility			\$500 3hr. Minimum and \$80 each additional hour or 25% of gross tickets receipts, whichever is greater			\$529 3hr. Minimum and \$82 each additional hour or 25% of gross tickets receipts, whichever is greater						\$400 3hr. Minimum and \$50 each additional hour or 25% of gross tickets receipts, whichever is greater	
		(e) Youth Events - Closed facility			\$600 3hr. Minimum and \$150 each additional hour or 25% of gross tickets receipts, whichever is greater			\$634 3hr. Minimum and \$153 each additional hour or 25% of gross tickets receipts, whichever is greater						\$400 3hr. Minimum and \$100 each additional hour or 25% of gross tickets receipts, whichever is greater	
		(f) Adult Soccer Leagues													
4	C	Kezar Stadium Rental	Park Code Section 12.42	No		65 Total Revenue Generating Rental Dates				65 Total Revenue Generating Rental Dates				8/2/06	1996

Item	Fee Status C/M/N	Description	Conf. Authorization	Ann. C/P/Adm./M/N	2012-13 Fee	2012-13 Conf. Recovery (Est.)	2013-14 Fee (Revised)**	2013-14 Unit (Est.)	2013-14 Conf. Recovery (Est.)	2014-15 Fee (Revised)**	2014-15 Unit (Est.)	2014-15 Conf. Recovery (Est.)	Unit Basis	Year of Last Increase	Fee Prior to Last Increase
		(a) Commercial/Fundraisers/International/Graduations			\$3,000 4hr. Minimum and \$450 each additional hour or 25% of gross ticket receipts, whichever is greater		\$3,066 4hr. Minimum and \$460 each additional hour or 25% of gross ticket receipts, whichever is greater			\$3,173 4hr. Minimum and \$476 each additional hour or 25% of gross ticket receipts, whichever is greater				\$3,000 4hr. Minimum and \$450 each additional hour or 25% of gross ticket receipts, whichever is greater	\$2,000 4hr. Minimum and \$450 each additional hour or 25% of gross ticket receipts, whichever is greater
		(b) Amateur Athletic Events - Open facility			\$800 4 hr. minimum and \$150 each additional hour		\$818 4 hr. minimum and \$152 each additional hour			\$847 4 hr. minimum and \$158 each additional hour				\$800 4 hr. minimum and \$150 each additional hour	\$600 4 hr. minimum and \$150 each additional hour
		(c) Amateur Athletic Events - Closed facility			\$1200 4hr. Minimum and \$280 each additional hour or 25% of gross ticket receipts, whichever is greater		\$1226 4hr. Minimum and \$286 each additional hour or 25% of gross ticket receipts, whichever is greater			\$1267 4hr. Minimum and \$296 each additional hour or 25% of gross ticket receipts, whichever is greater				\$1200 4hr. Minimum and \$280 each additional hour or 25% of gross ticket receipts, whichever is greater	\$900 4hr. Minimum and \$300 each additional hour or 25% of gross ticket receipts, whichever is greater
		(d) Youth Events - Open facility			\$500 3hr. Minimum and \$60 each additional hour or 25% of gross ticket receipts, whichever is greater		\$511 3hr. Minimum and \$61 each additional hour or 25% of gross ticket receipts, whichever is greater			\$529 3hr. Minimum and \$63 each additional hour or 25% of gross ticket receipts, whichever is greater				\$500 3hr. Minimum and \$60 each additional hour or 25% of gross ticket receipts, whichever is greater	\$300 3hr. Minimum and \$40 each additional hour
		(e) Youth Events - Closed facility			\$600 3hr. Minimum and \$80 each additional hour or 25% of gross ticket receipts, whichever is greater		\$613 3hr. Minimum and \$82 each additional hour or 25% of gross ticket receipts, whichever is greater			\$634 3hr. Minimum and \$85 each additional hour or 25% of gross ticket receipts, whichever is greater				\$600 3hr. Minimum and \$80 each additional hour or 25% of gross ticket receipts, whichever is greater	\$400 3hr. Minimum and \$50 each additional hour or 25% of gross ticket receipts, whichever is greater
		(f) Adult Soccer Leagues			\$600 3hr. Minimum and \$150 each additional hour or 25% of gross ticket receipts, whichever is greater		\$613 3hr. Minimum and \$152 each additional hour or 25% of gross ticket receipts, whichever is greater			\$634 3hr. Minimum and \$158 each additional hour or 25% of gross ticket receipts, whichever is greater				\$600 3hr. Minimum and \$150 each additional hour or 25% of gross ticket receipts, whichever is greater	\$400 3hr. Minimum and \$100 each additional hour or 25% of gross ticket receipts, whichever is greater
		(g) Student Photo Shoot			Free of Charge		Free of Charge			Free of Charge				Free of Charge	N/A

Item	Fee Status (C/N/A)	Description	Code Authorization	Auto CPT Adjust Y/N	2012-13 Fee	2012-13 Units (Est.)	2012-13 Cost Recovery (Est.)	2013-14 Fee (Roundup)**	2013-14 Units (Est.)	2013-14 Cost Recovery (Est.)	2014-15 Fee (Roundup)**	2014-15 Units (Est.)	2014-15 Cost Recovery (Est.)	Year of Last Increase	Fee Prior to Last Increase
		(b) Small Crew Photo Shoot			\$150 per hour			\$158 per hour			\$158 per hour			\$150 per hour	N/A
5	C	Athletic Field Reservation	Park Code, Section 12.36	Yes		17,000	88.57%		17,000			17,000	85.99%	7/29/2005	
		Category: For Adults													
		(a) Single Use Reservations (one playing time)													
		Soccer													
		Residents - Lighted Field (1.5 hrs.)			\$38.00			\$39.00			\$40.00			\$35.00	N/A
		Residents - Non-Lighted Field (1.5 hrs.)			\$27.00			\$28.00			\$29.00			\$25.00	N/A
		Non-Residents-Lighted (1.5 hrs.)			\$71.00			\$73.00			\$76.00			\$65.00	N/A
		Non-Residents-Non-Lighted (1.5 hrs.)			\$55.00			\$56.00			\$58.00			\$50.00	N/A
		All Other Sports (Baseball, Soccer, Etc.)													
		Residents - Lighted Field (2 hrs.)			\$55.00			\$56.00			\$58.00			\$50.00	\$28.00
		Residents - Non-Lighted (2 hrs.)			\$44.00			\$45.00			\$47.00			\$40.00	\$21.00
		Residents - Lighted Field (3 hrs.)			\$82.00			\$84.00			\$87.00			\$75.00	N/A
		Residents - Non-Lighted (3 hrs.)			\$71.00			\$73.00			\$76.00			\$65.00	N/A
		Non-Residents - Lighted Field (2 hrs.)			\$77.00			\$79.00			\$82.00			\$70.00	N/A
		Non-Residents - Non-Lighted (2 hrs.)			\$66.00			\$67.00			\$69.00			\$60.00	N/A
		Non-Residents - Lighted Field (3 hrs.)			\$92.00			\$94.00			\$97.00			\$85.00	N/A
		Non-Residents - Non-Lighted (3 hrs.)			\$82.00			\$84.00			\$87.00			\$75.00	N/A
		Twilight Fields -													
		Residents (April - September)			\$33.00			\$34.00			\$35.00			\$30.00	\$21.00
		Non-Residents (April - September)			\$44.00			\$45.00			\$47.00			\$40.00	N/A
		(b) Multiple Usage with Specific Locations and Times													
		Soccer													
		Residents - Lighted Field (1.5 hrs.)			\$44.00			\$45.00			\$47.00			\$40.00	\$35.00
		Residents - Non-Lighted (1.5 hrs.)			\$30.00			\$31.00			\$32.00			\$28.00	\$23.00
		Non-Residents - Lighted Field (1.5 hrs.)			\$77.00			\$79.00			\$82.00			\$70.00	N/A
		Non-Residents - Non-Lighted (1.5 hrs.)			\$60.00			\$61.00			\$63.00			\$55.00	
		All Other Sports (Baseball, Soccer, Etc.)													
		Residents - Lighted Field (2 hrs.)			\$60.00			\$61.00			\$63.00			\$55.00	\$31.00
		Residents - Non-Lighted (2 hrs.)			\$49.00			\$50.00			\$52.00			\$45.00	\$23.00
		Residents - Lighted Field (3 hrs.)			\$87.00			\$89.00			\$92.00			\$80.00	
		Residents - Non-Lighted (3 hrs.)			\$77.00			\$79.00			\$82.00			\$70.00	N/A
		Non-Residents-Lighted (2 hrs.)			\$82.00			\$84.00			\$87.00			\$75.00	N/A
		Non-Residents-Non-Lighted (2 hrs.)			\$71.00			\$73.00			\$76.00			\$65.00	N/A
		Non-Residents-Lighted (3 hrs.)			\$99.00			\$101.00			\$105.00			\$90.00	N/A
		Non-Residents-Non-Lighted (3 hrs.)			\$87.00			\$89.00			\$92.00			\$80.00	N/A
		(c) Winter Reservations (November thru March)													
		Ground Sports - per hour													
		Residents - Single Lighted			\$27.00			\$28.00			\$29.00			\$25.00	\$20.00

Item	Fee Sinh C/M/N	Description	Code Authorization	Auto CPI Adj Y/N	2015-13 Fee (Rounded)	2012-13 Unit Recovery (E4)	2013-14 Fee (Rounded)	2011-14 Unit Recovery (E4)	2013-14 Cost Recovery (E4)	2014-15 Fee (Rounded)	2014-15 Unit Recovery (E4)	2014-15 Cost Recovery (E4)	Unit Bank	Year of Last Increase	Fee Prior to Last Increase
		Residents - Multiple Lighted			\$33.00		\$34.00			\$35.00					\$30.00
		Residents - Single Non-Lighted			\$22.00		\$22.00			\$23.00					\$17.00
		Residents - Multiple Non-Lighted			\$27.00		\$28.00			\$29.00					\$30.00
		Non-Residents-Single Lighted			\$33.00		\$34.00			\$35.00					N/A
		Non-Residents- Multiple Lighted			\$38.00		\$39.00			\$40.00					N/A
		Non-Residents- Single Non-Lighted			\$27.00		\$28.00			\$29.00					N/A
		Non-Residents- Multiple Non-Lighted			\$33.00		\$34.00			\$35.00					N/A
		ASSOCIATED FEES (For both Adults and Youth)													
		(a) Field Limb Fees													
		Sofball & Baseball			\$33.00		\$34.00			\$35.00					\$20.00
		Soccer & Football #1 (every 10 Yards)			\$87.00		\$89.00			\$92.00					\$80.00
		Lacrosse & Rugby			\$99.00		\$101.00			\$105.00					\$90.00
		Gaelic Football (twice the size of soccer)			\$174.00		\$178.00			\$184.00					\$160.00
		Football #2 (every five yards)			\$131.00		\$134.00			\$139.00					\$120.00
		(b) Scheduling Fee													
		Leagues/Tournaments (over 25 reservations)			\$3.00		\$3.00			\$3.00					\$2.00
6	C	Photo Center Fees	Park Code, Section 12.29	Yes		1,050 Members		1,050 Members			1,050 Members			2003	Unknown
		Category:													
		Adult Annual Membership, Unlimited use			\$269.00		\$275.00			\$285.00					\$200.00
		Youth Annual Membership, Unlimited use			\$134.00		\$137.00			\$142.00					\$125.00
		Adult - 6 months membership fee			\$54.00		\$55.00			\$57.00					\$50.00
		Each time use with membership			\$5.00		\$5.00			\$5.00					\$5.00
		Junior (under 18) - 6 months membership fee			\$27.00		\$28.00			\$29.00					\$25.00
		Each time use with membership			\$5.00		\$5.00			\$5.00					\$5.00
		Senior (62 and over) - 6 months membership fee			\$27.00		\$28.00			\$29.00					\$25.00
		Each time use with membership			\$5.00		\$5.00			\$5.00					\$5.00
7	C	Stern Grove Clubhouse Rental	Park Code, Section 12.21(a)	Yes		160 Events		160 Events	42.53%		160 Events	40.50%		4/2/03	Unknown
		Category:													
		Monday - Friday (10:00a.m. until 4:00pm)			\$700.00		\$716.00			\$741.00					\$600.00
		Monday - Thursday Weeknight			\$700.00		\$716.00			\$741.00					\$600.00
		Saturday-Sunday (10:00am until 4:00pm or 5:00pm until 11:00pm)			\$840.00		\$859.00			\$889.00					\$750.00
		Outside Surrounding area			\$150.00		\$153.00			\$158.00					\$150.00
		Each Additional Hour			\$112.00		\$114.00			\$118.00					\$100.00
8	C	Facilities Rental	Park Code, Section 12.21(b)	Yes		1350 Events		1350 Events	54.89%		1350 Events	52.06%		4/2/03	Unknown

Item	Fee Status C/M/N	Description	Code Authorization	Auto CFI Adjust Y/N	2012-13 Fee	2012-13 Units (Est.)	2012-13 Conf Recovery (Est.)	2013-14 Fee (Revised)**	2013-14 Units (Est.)	2013-14 Conf Recovery (Est.)	2014-15 Fee (Revised)**	2014-15 Units (Est.)	2014-15 Conf Recovery (Est.)	Unit Bulk	Year of Last Increase	Fee Prior to Last Increase	
		Category:															
		(b) Neighborhood Recreation Centers and Playgrounds															
		Class A - Up to two hours			\$97.00			\$99.00			\$102.00					\$75.00	\$55.00
		Class A - Each additional hour			\$97.00			\$99.00			\$102.00					\$37.50	
		Class B - Up to two hours			\$72.00			\$74.00			\$77.00					\$55.00	\$45.00
		Class B - Each additional hour			\$72.00			\$74.00			\$77.00					\$27.50	
		Class C - Up to two hours			\$52.00			\$53.00			\$55.00					\$40.00	\$30.00
		Class C - Each additional hour			\$52.00			\$53.00			\$55.00					\$20.00	
		(b) Julius Kahn Clubhouse (Sunday Only)															
		Up to two hours			\$97.00			\$99.00			\$102.00					\$125.00	\$100.00
		Each additional hour			\$97.00			\$99.00			\$102.00					\$62.50	\$0.00
		Picnic Areas Reservation Fees	Park Code, Section 12.23	Yes						48.22%			45.26%				
9	C	Category:															
		(a) Family or Small Group Picnic				1900 Events											Unknown
		1-50 Prime Location (per day, per site)			\$61.00			\$62.00			\$64.00					\$50.00	\$25.00
		1-50 Other Location (per day, per site)			\$30.00			\$31.00			\$32.00					\$25.00	\$25.00
		(b) Associations, Non-Profit Organizations, Schools Picnic				500 Events											Unknown
		51-100 Prime Location (per day, per site)			\$90.00			\$92.00			\$95.00					\$75.00	\$50.00
		51-100 Other Location (per day, per site)			\$61.00			\$62.00			\$64.00					\$50.00	\$75.00
		101-200 Prime Location (per day, per site)			\$121.00			\$124.00			\$128.00					\$100.00	\$75.00
		101-200 Other Location (per day, per site)			\$90.00			\$92.00			\$95.00					\$75.00	\$75.00
		201-500 Prime Location (per day, per site)			\$181.00			\$185.00			\$191.00					\$150.00	\$75.00
		201-500 Other Location (per day, per site)			\$151.00			\$154.00			\$159.00					\$125.00	\$75.00
		over 400 Other Location (per day, per site)			\$302.00			\$309.00			\$320.00					\$250.00	\$125.00
		(C) Company Picnic				25 Events											Unknown
		1 to 200 participants (per day, per site)			\$241.00			\$246.00			\$255.00					\$200.00	\$150.00
		201 to 300 participants (per day, per site)			\$302.00			\$309.00			\$320.00					\$250.00	\$200.00
		301 to 500 participants (per day, per site)			\$422.00			\$431.00			\$446.00					\$350.00	\$250.00
		501 to 750 participants (per day, per site)			\$604.00			\$617.00			\$639.00					\$500.00	N/A
		Over 750 participants (per day, per site)			\$906.00			\$926.00			\$958.00					\$750.00	N/A
		With special events			minimum of \$1,126, fee to be negotiated			minimum of \$1,150, fee to be negotiated			minimum of \$1,190, fee to be negotiated					minimum of \$1,000 - fee to be negotiated	N/A
		Category:															
		Chain of Lakes Site (Middle Lake) - First 2 hours			\$300.00			\$307.00			\$318.00					\$250.00	\$150.00

Item	Fee Sinter C/M/N	Description	Code Amortization	Auto CPT Adjust Y/N	2012-13 Fee (Rounded)**	2012-13 Unit (Rat)	2012-13 Cost Recovery (Rat)	2013-14 Fee (Rounded)**	2013-14 Unit (Rat)	2013-14 Cost Recovery (Rat)	2014-15 Fee (Rounded)**	2014-15 Unit (Rat)	2014-15 Cost Recovery (Rat)	Unit Ball	Year of Last Increase	Fee Prior to Last Increase
		Fuchsia Garden Sites - First 2 hours			\$300.00			\$307.00			\$318.00					\$150.00
		Pioneer Log Cabin Picnic Area - First 2 hours			\$300.00			\$307.00			\$318.00					\$250.00
		Portals of Pasig/Loved's Lake Sites - First 2 hours			\$300.00			\$307.00			\$318.00					\$250.00
		Rose Garden Sites - First 2 hours			\$300.00			\$307.00			\$318.00					\$150.00
		Each Additional Hour for above sites			\$55.00			\$56.00			\$58.00					\$25.00
		Chinese Pavilion - First 2 hours			\$550.00			\$562.00			\$582.00					\$500.00
		Palace of Fine Arts Rotunda Site - First 2 hours			\$550.00			\$562.00			\$582.00					\$500.00
		Shakespeare Garden Site - First 2 hours			\$550.00			\$562.00			\$582.00					\$500.00
		Queen Wilhelmina Garden - First 2 hours			\$550.00			\$562.00			\$582.00					\$500.00
		Each Additional Hour for above sites			\$111.00			\$115.00			\$117.00					\$55.00
11	- C	Special Events (non-profit,commercial fee)	Park Code, Section 12.22	Yes			95.90%						88.72%			Unknown
		GGP Lindley Meadow			\$11,000.00			\$11,244.00			\$11,638.00					
		GGP Speedway Meadow			\$19,800.00			\$20,240.00			\$20,948.00					\$100.00
		GGP Marx Meadow			\$2,700.00			\$2,760.00			\$2,857.00					\$25.00
		GGP Sharon Meadow			\$13,200.00			\$13,493.00			\$13,965.00					
		GGP Polo Fields			\$55,200.00			\$56,425.00			\$58,400.00					\$400.00
		GGP BandShell			\$2,700.00			\$2,760.00			\$2,857.00					
		GGP Music Concourse			\$11,000.00			\$11,244.00			\$11,638.00					
		Civic Center Plaza			\$27,000.00			\$27,399.00			\$28,565.00					
		Civic Center DG Center Area			\$13,500.00			\$13,800.00			\$14,283.00					
		Japantown Peace Plaza			\$1,400.00			\$1,431.00			\$1,481.00					\$750.00
		Jerry Garcia Amphitheater			\$1,250.00			\$1,278.00			\$1,323.00					\$500.00
		Justin Herman Plaza			7700			\$7,871.00			\$8,146.00					
		Justin Herman - Don Chee Handicape			\$3,500.00			\$3,578.00			\$3,703.00					
		Lake Merced Parking Lot			\$1,100.00			\$1,124.00			\$1,165.00					
		Marina Green Big (Scott St)			\$8,200.00			\$8,382.00			\$8,675.00					
		Marina Green Little (Yacht Rd.)			\$884.00			\$904.00			\$936.00					
		Mission Dolores Park			\$13,200.00			\$13,493.00			\$13,965.00					
		Precita Park			\$5,000.00			\$5,111.00			\$5,290.00					
		Pontsmouth Square			\$552.00			\$564.00			\$584.00					
		Potrero Del Sol (stage)			\$1,650.00			\$1,687.00			\$1,746.00					
		Potrero Del Sol (skate park)			\$2,200.00			\$2,249.00			\$2,328.00					
		Potrero Del Sol (entire park)			\$11,000.00			\$11,244.00			\$11,658.00					\$500.00

Item	Fee Status C/N/A	Description	Code Administration	Main CPJ Subject Y/N	2012-13 Fee (Roundup)**	2012-13 Units (Est.)	2012-13 Cost Recovery (Est.)	2013-14 Fee (Roundup)**	2013-14 Units (Est.)	2013-14 Cost Recovery (Est.)	2014-15 Fee (Roundup)**	2014-15 Units (Est.)	2014-15 Cost Recovery (Est.)	Unit Basis	Year of Last Increase	Fee Prior to Last Increase
		UN Plaza			\$1,650.00			\$1,687.00			\$1,746.00					
		Union Square			\$8,200.00			\$8,382.00			\$8,675.00					
		Washington Square Park			\$3,320.00			\$3,398.00			\$3,724.00					\$150.00
		other sites \$1.00 / person times venue capacity			\$1.00			\$1.00			\$1.00					\$50.00
12	C	Film / Video / Photography	Peak Code, Section 12.24	Yes		200 Events			200 Events	90.11%		200 Events	86.06%			
		Category:														
		(a) Still Photo Shoot/peir/site			\$234.00			\$239.00			\$247.00					N/A
		Outdoors - Simple non intrusive			\$387.00			\$600.00			\$621.00					N/A
		Outdoors - Large crew >20														
		(b) Film and Video														
		Documentary			\$234.00			\$239.00			\$247.00					N/A
		Simple TV commercials with crew of 35 or under			\$387.00			\$600.00			\$621.00					N/A
		Larger Production						\$1173, \$500/day for set up or breakdown			\$1241, \$529/day for set up or breakdown				\$1000, \$500/day for set up or breakdown	
		Facility, Property Usage						Minimum of \$3968			Minimum of \$6207				\$1,000.00	
		(c) Encroachment Fee	Peak Code, Section 12.25	Yes	\$563.00			\$575.00			\$595.00					N/A
13	C	Randall Museum Classes	Commission Resolution No. 15629	No											Unknown	Unknown
		(a) Ongoing 6 - 10 week classes			the number of hours class meets each week x the no. of weeks the class runs x \$2.50 per hour for kids classes or \$3 per hour for adult classes + \$2 - \$3 per class for kids' materials (\$3 - \$10 per class for adult classes)	Total 520 Students for a, d, and e categories			Total 520 Students for a, d, and e categories			Total 520 Students for a, d, and e categories				
		(b) Summer Day Camps				80			80			80				
		Summer Overnight Camp at Mather				20			20			20				
		(c) Saturday Drop-in Classes			\$3 per person or \$5 for parent/child combo for 15 min to 1 hr.	700			700			700				

Item	Pr. Status C/W/A	Description	Code Authorization	AUG CPT Audit Y/N	2012-13 Fee	2012-13 Units (B1)	2012-13 Cost Recovery (B1)	2013-14 Fee (Rebated)	2013-14 Units (B1)	2013-14 Cost Recovery (B1)	2014-15 Fee (Rebated)	2014-15 Units (B1)	2014-15 Cost Recovery (B1)	Unit Basis	Year of Last Increase	Pre Prior to Last Increase
		(d) Holidays Break Classes			\$7 - \$10 for 2 hr.	Total 520 Students for a, d, and e categories		\$7 - \$10 for 2 hr.	Total 520 Students for a, d, and e categories			Total 520 Students for a, d, and e categories				
		(e) Family Field Trips			\$2 to \$15 per person for 2-4 hrs field trips	Total 520 Students for a, d, and e categories		\$2 to \$15 per person for 2-4 hrs field trips	Total 520 Students for a, d, and e categories			\$2 to \$16 per person for 2-4 hrs field trips				
		(f) School Field Trip Programs			\$55.00	8-1000 Students are taught by RPD staff and also Randall Friends Docents, expect to go down due to new fee structure and loss of free buses RPD had provided		\$56.00	8-1000 Students are taught by RPD staff and also Randall Friends Docents, expect to go down due to new fee structure and loss of free buses RPD had provided			\$58.00				
14	C	Randall Museum Rental Rates Group I = Museum Sponsored Groups, Group II = Non-Profit Groups, Group III = Other Groups	Commission Resolution No. 15628	No											Unknown	Unknown
		(a) Room Rental Rates	Commission Resolution No. 15628	No	\$20, \$55, \$80	78 groups - revenue generating rentals only		\$20, \$56, \$82	78 groups - revenue generating rentals only			\$21, \$58, \$85			Unknown	Unknown
		Buckley or Art Room - (Group I, II, III)			\$15, \$50, \$75			\$15, \$51, \$77				\$16, \$55, \$80				
		Randall Room - (Group I, II, III)			\$15, \$25, \$45			\$15, \$26, \$46				\$16, \$27, \$48				
		Yellow Room - (Group I, II, III)			N/A, \$40, \$60			N/A, \$41, \$61				N/A, \$42, \$63				
		Lobby - (Group I, II, III)														
		(b) Theater Rental Rates	Commission Resolution No. 15628	No	\$30 3hrs., \$75 per day	38 groups paid theater rentals and 99 groups free users, total usage 14,000 people per year		\$31 3hrs., \$77 per day	38 groups paid theater rentals and 99 groups free users, total usage 14,000 people per year			\$33 3hrs., \$80 per day			Unknown	Unknown
		Non-profit groups aligned with Museum's Mission			\$125 3hrs., \$200 per day			\$126 3hrs., \$205 per day				\$132 3hrs., \$213 per day				
		Non-profit groups not aligned with Museum's Mission			\$250 3hrs., \$300 per day			\$256 3hrs., \$307 per day				\$265 3hrs., \$318 per day				
		For-profit groups not aligned with Museum's Mission														

Item	Fee Share C/M/N	Description	Code Authorization	Anti CPI Adjust Y/N	2012-13 Fee	2012-13 Unit (Est.)	2012-13 Cost Recover (Est.)	2013-14 Fee (Revised)	2013-14 Unit (Est.)	2013-14 Cost Recover (Est.)	2014-15 Fee (Revised)	2014-15 Unit (Est.)	2014-15 Cost Recover (Est.)	Year of Last Increase	Fee Prior to Last Increase
		© Basement Lease to Golden Gate Model Railroad Club			\$250/year										
15	C	Swimming Pool Fees	Park Code, Session 12.40	Yes											
		Category:													
		Children Admission			\$1.00						\$1.00			\$1.00	\$0.50
		Adult Lesson			\$7.00						\$7.00			\$5.00	\$3.00
		Adult Admission			\$5.00						\$5.00			\$4.00	\$3.00
		Family Swim			N/A						N/A			N/A	\$5.00
		Children Lesson			\$2.00						\$2.00			\$2.00	\$1.00
		Senior Script			\$23 for 10 Session						\$24 for 10 Session			\$20 for 10 Session	\$18.75
		Adult Script			\$47 for 10 session						\$49 for 10 sessions			\$34 for 10 Session	\$28.00
		Adult Script			N/A						N/A			N/A	\$12.25
		Special/Economic Need Script			\$23 for 10 Session						\$24 for 10 Session			\$20 for 10 Session	\$15.00
		Child Script			N/A						N/A			N/A	\$15.00
		New Swimming Pool Fees structure													
		Toddler - (5-18)													
		Recreation Swim (including parent)			\$5.00						\$5.00			\$5.00	N/A
		Children - (5-18)													
		Monthly pass - not including lessons			\$17.00						\$18.00			\$15.00	N/A
		H2O Fitness			\$54 for 10 Sessions						\$56 for 10 Sessions			\$50 for 10 Sessions	N/A
		Learning to swim			\$37 for 10 Sessions						\$39 for 10 Sessions			\$35 for 10 Sessions	N/A
		Adult - (18-55)													
		Monthly pass - not including lessons			\$54.00						\$57.00			\$50.00	N/A
		Economic need, Monthly swimming pass - not including lessons or H2O Fitness			\$37.00						\$39.00			\$35.00	N/A
		H2O Fitness			\$54 for 10 Sessions						\$56 for 10 Sessions			\$50 for 10 Sessions	N/A
		Learning to swim			\$37 for 10 Sessions						\$39 for 10 Sessions			\$35 for 10 Sessions	N/A
		Seniors													
		Recreation use			\$4.00						\$4.00			\$4.00	N/A
		Lap use			\$4.00						\$4.00			\$4.00	N/A
		Monthly pass - not including lessons			\$38.00						\$40.00			\$35.00	N/A

Item	Fee Status C/M/W	Description	Code Authorization	Auto CRT Adjust VTR	2012-13 Fee	2012-13 Unit (E+L)	2012-13 Cost Recovery (E+L)	2013-14 Fee (Roundup)	2013-14 Unit (E+L)	2013-14 Cost Recovery (E+L)	2014-15 Fee (Roundup)	2014-15 Unit (E+L)	2014-15 Cost Recovery (E+L)	Unit Breaks	Year of Last Increase	Fee Prior to Last Increase
17	C	Sharon Art Studio Classes Fees	Park Code, Section 12.27	Yes						18.26%		Students/quarter	17.47%		4/3/03	Unknown
		Category:				Students/quarter										
		Adults - Ceramics Class			\$180.00	175		\$184.00	175		\$190.00	175			\$149.00	\$124.00
		Adults - Glass Class			\$141.00	80		\$144.00	80		\$149.00	80			\$108.00	\$90.00
		Adults - Jewelry-General Class			\$230.00	40		\$235.00	40		\$243.00	40			\$108.00	\$90.00
		Adults - Jewelry-Enamel Class			\$135.00	5		\$138.00	5		\$143.00	5			\$84.00	\$70.00
		Adults - Drawing-General Class			\$113.00	13		\$116.00	13		\$120.00	13			\$78.00	\$65.00
		Adults - Mosaics Class			\$95.00	10		\$97.00	10		\$100.00	10			\$60.00	\$50.00
		Adults - Life Drawing			\$65.00	28		\$66.00	28		\$68.00	28			\$48.00	\$40.00

PROGRAM - NEIGHBORHOOD SERVICES

Item	Fee Status C/M/W	Description	Code Authorization	Auto CRT Adjust VTR	2012-13 Fee	2012-13 Unit (E+L)	2012-13 Cost Recovery (E+L)	2013-14 Fee (Roundup)	2013-14 Unit (E+L)	2013-14 Cost Recovery (E+L)	2014-15 Fee (Roundup)	2014-15 Unit (E+L)	2014-15 Cost Recovery (E+L)	Unit Breaks	Year of Last Increase	Fee Prior to Last Increase
1	C	Latchkey Program	Park Code, Section 12.30	Yes						11.16%		Students/quarter	10.89%		5/30/2003	Unknown
		Category:				Students/quarter										
		School Year (Monday - Friday)			\$34 per month	400 Students		\$35 per month	400 Students		\$36 per month	400 Students			\$30.00	
		Summer (Monday - Friday)			\$90 per participant per session	1,150 Students		\$92 per participant per session	1,150 Students		\$95 per participant per session	1,150 Students			\$80.00	
2	C	Tinytots Program	Park Code, Section 12.39	Yes						11.16%		Students/quarter	10.89%		7/29/05	Unknown
		Category:				Students/quarter										
		Traditional Tiny Tots			\$33.00 for 10 visits			\$34 for 10 visits			\$35 for 10 visits				30	
		Play Groups			\$3.00 for drop in or \$22.00 for 10 visits			\$3.00 for drop in or \$22.00 for 10 visits			\$3.00 for drop in or \$22.00 for 10 visits				\$3/\$20	
		Kids' Gym			\$4.00 for drop in or \$32.00 for 10 visits			\$4.00 for drop in or \$32.00 for 10 visits			\$4.00 for drop in or \$33.00 for 10 visits				\$4/\$30	
		Arts and Crafts			\$4.00 for drop in or \$31.00 for 10 visits			\$4.00 for drop in or \$31.00 for 10 visits			\$4.00 for drop in or \$32.00 for 10 visits				\$4/\$30	
		Special Programs			\$3.00 for drop in or \$22.00 for 10 visits			\$3.00 for drop in or \$22.00 for 10 visits			\$3.00 for drop in or \$23.00 for 10 visits				\$3/\$20	
2	C	Recreation Program Fees	Park Code, Section 12.44	Yes						11.16%		Students/quarter	10.89%			

Fee Status C/M/N	Description	Code Authorization	Auto CPZ Adjust Y/N	2012-15 Fee (Roundup)	2012-13 Unit (Est.)	2012-15 Cost Recovery (Est.)	2013-14 Fee (Roundup)	2013-14 Unit (Est.)	2013-14 Cost Recovery (Est.)	2014-15 Fee (Roundup)	2014-15 Unit (Est.)	2014-15 Cost Recovery (Est.)	Unit Basis	Year of Last Increase	Fee Prior to Last Increase
	Level			1, 2, 3, 4, 5											Unknown
	Step 1			25, 1.50, 4.00, 12.00			25, 1.50, 4.00, 12.00			25, 1.50, 4.00, 12.00					
	Step 2			50, 1.75, 5.00, 16.00			50, 1.75, 5.00, 16.00			50, 1.75, 5.00, 17.00					
	Step 3			75, 2.00, 6.00, 20.00			75, 2.00, 6.00, 20.00			75, 2.00, 6.00, 21.00					
	Step 4			1.00, 2.25, 7.00, 24.00			1.00, 2.25, 7.00, 24.00			1.00, 2.25, 7.00, 25.00					
	Step 5			1.25, 3.00, 8.00, 28.00			1.25, 3.00, 8.00, 29.00			1.25, 3.00, 8.00, 29.00					

PROGRAM - CAMP MATHER															
I	C														
		Camp Mather Fees													
		(a) San Francisco Residents													
		2 Person Cabin Size - Nightly Rate	Yes	\$81.00	0		\$83.00	0		90.00%	1,150 groups, 5,370 people	0		\$86.00	\$76.00
		2 Person Cabin Size - Weekly Rate		\$444.00	176		\$454.00	176				176		\$470.00	\$413.00
		3 Person Cabin Size - Nightly Rate		\$107.00	0		\$109.00	0				0		\$113.00	\$100.00
		3 Person Cabin Size - Weekly Rate		\$602.00	474		\$615.00	474				474		\$637.00	\$561.00
		4 Person Cabin Size - Nightly Rate		\$133.00	0		\$136.00	0				0		\$141.00	\$125.00
		4 Person Cabin Size - Weekly Rate		\$743.00	672		\$759.00	672				672		\$786.00	\$692.00
		5 Person Cabin Size - Nightly Rate		\$159.00	0		\$163.00	0				0		\$169.00	\$148.00
		5 Person Cabin Size - Weekly Rate		\$867.00	1,140		\$886.00	1,140				1,140		\$917.00	\$809.00
		6 Person Cabin Size - Nightly Rate		\$194.00	0		\$198.00	0				0		\$205.00	\$181.00
		6 Person Cabin Size - Weekly Rate		\$974.00	1,738		\$996.00	1,738				1,738		\$1,031.00	\$907.00
		4 Person Tent Size - Nightly Rate		\$53.00	0		\$56.00	0				0		\$57.00	\$33.00
		4 Person Tent Size - Weekly Rate		\$176.00	240		\$180.00	240				240		\$186.00	\$164.00
		6 Person Tent Size - Nightly Rate		\$47.00	0		\$48.00	0				0		\$50.00	\$44.00
		6 Person Tent Size - Weekly Rate		\$229.00	840		\$234.00	840				840		\$242.00	\$214.00
		(b) Non Residents													
		2 Person Cabin Size - Nightly Rate	Yes	\$89.00	0		\$91.00	0				0		\$94.00	\$83.00
		2 Person Cabin Size - Weekly Rate		\$531.00	4		\$543.00	4				4		\$562.00	\$495.00
		3 Person Cabin Size - Nightly Rate		\$124.00	0		\$127.00	0				0		\$131.00	\$115.00
		3 Person Cabin Size - Weekly Rate		\$736.00	6		\$750.00	6				6		\$778.00	\$686.00
		4 Person Cabin Size - Nightly Rate		\$151.00	0		\$154.00	0				0		\$159.00	\$141.00
		4 Person Cabin Size - Weekly Rate		\$883.00	8		\$905.00	8				8		\$937.00	\$825.00

Item	Fee Status C/M/N	Description	Code Authorization	Auto CPT Adjust Y/N	2012-13 Fee (Rounded)**	2012-13 Units (Est)	2012-13 Cost Recovery (Est)	2012-13 Fee (Rounded)**	2013-14 Units (Est)	2013-14 Cost Recovery (Est)	2014-15 Fee (Rounded)**	2014-15 Units (Est)	2014-15 Cost Recovery (Est)	Unit Basis	Year of Last Increase	Fee Prior to Last Increase	
		5 Person Cabin Size - Nightly Rate			\$177.00	0		\$181.00	0		\$187.00	0				\$165.00	\$121.00
		5 Person Cabin Size - Weekly Rate			\$1,036.00	10		\$1,059.00	10		\$1,096.00	10				\$965.00	\$708.00
		6 Person Cabin Size - Nightly Rate			\$205.00	0		\$210.00	0		\$217.00	0				\$191.00	\$140.00
		6 Person Cabin Size - Weekly Rate			\$1,187.00	42		\$1,213.00	42		\$1,255.00	42				\$1,107.00	\$811.00
		4 Person Tent Size - Nightly Rate			\$46.00	0		\$47.00	0		\$49.00	0				\$43.00	\$31.00
		4 Person Tent Size - Weekly Rate			\$231.00	0		\$236.00	0		\$244.00	0				\$215.00	\$158.00
		6 Person Tent Size - Nightly Rate			\$59.00	0		\$60.00	0		\$62.00	0				\$55.00	\$40.00
		6 Person Tent Size - Weekly Rate			\$309.00	0		\$316.00	0		\$327.00	0				\$288.00	\$211.00
		(c) Senior Camp (age 55+; includes cabin & meals for 4 days/nights & roundtrip transportation from SF)															
		Residents			\$230.00			\$235.00			\$243.00					\$247.00	\$185.00
		Non-Residents			\$258.00			\$264.00			\$273.00					\$277.00	\$185.00
		(d) Cancellation and Processing Fees															
		Cancellation 30 days prior to reservation date			\$50 or half the deposit			\$51 or half the deposit			\$53 or half the deposit					\$50 or half the deposit	
		Cancellation less than 30 days prior to reservation date			\$100 or the entire deposit			\$102 or the entire deposit			\$106 or the entire deposit					\$100 or the entire deposit	
		Cancellation after final payment			50% of total fees, plus the entire deposit			50% of total fees, plus the entire deposit			50% of total fees, plus the entire deposit					50% of total fees, plus the entire deposit	
		Late payment penalty			5% on total amount due			5% on total amount due			5% on total amount due					5% on total amount due	
		Change of reservation			\$15.00			\$15.00			\$16.00					\$15.00	
		Unauthorized overnight stay at camp			\$75.00			\$77.00			\$80.00					\$75.00	
		Late check-out			\$75.00			\$77.00			\$80.00					\$75.00	
		Day Use Fees		Yes		N/A			N/A			N/A			4/1/2005		
		Adult (Age 13 years plus)			\$14.00			\$14.00			\$14.00					\$12.00	\$10.00
		Youth (Ages 2 to 12 years)			\$7.00			\$7.00			\$7.00					\$6.00	\$5.00
		Infant (Under age 2)			\$0.00			\$0.00			\$0.00					\$0.00	\$0.00
		Meal Fees - Overnight guests		Yes		N/A			N/A			N/A			4/1/2005		
		Adult (Age 13 years plus) - Daily Rate			\$53.00			\$56.00			\$57.00					\$37.00	\$24.00
		Adult (Age 13 years plus) - Weekly Rate			\$222.00			\$227.00			\$235.00					\$235.00	\$152.00
		Youth (Ages 6 to 12 years) - Daily Rate			\$19.00			\$19.00			\$20.00					\$20.00	\$12(\$14
		Youth (Ages 6 to 12 years) - Weekly Rate			\$129.00			\$132.00			\$137.00					\$137.00	\$85(\$91

Item	Fee Size C/M/N	Description	Code Authorization	Auto CRT Adjust Y/N	2012-13 Fee	2012-13 Units (Est.)	2012-13 Cost Recovery (Est.)	2013-14 Fee (Rounded)**	2013-14 Units (Est.)	2013-14 Cost Recovery (Est.)	2013-14 Fee (Rounded)	2014-15 Units (Est.)	2014-15 Cost Recovery (Est.)	Unit Basis	Year of Last Increase	Fee Prior to Last Increase
		Infant (Under age 2) - Daily Rate			\$0.00			\$0.00								\$0.00
		Infant (Under age 2) - Weekly Rate			\$0.00			\$0.00								\$0.00
		(e) Meal Fees - Transient guests	Park Code, Section 12.03	Yes											4/1/2005	
		Adult (Age 13 years plus) - Breakfast / Lunch			\$14.00			\$14.00								\$10.00
		Adult (Age 13 years plus) - Dinner			\$19.00			\$19.00								\$13.00
		Youth (Age 2 to 12 years) - Breakfast / Lunch			\$8.00			\$8.00								\$6.00
		Youth (Age 2 to 12 years) - Dinner			\$13.00			\$13.00								\$9.00
		Infant (Under age 2) - Breakfast / Lunch			\$0.00			\$0.00								\$0.00
		Infant (Under age 2) - Dinner			\$0.00			\$0.00								\$0.00
		(f) Low income fee reduction - 50% reduction for SF Residents meeting income requirements	Park Code, Section 12.04	Yes											4/1/2005	

Note: The Rec & Park Commission is authorized to establish SF residing families who meet low income eligibility. To satisfy income limit requirements, the applicant's household annual income levels must be at or lower than the amounts below.
 Family of 2 - \$27,450, Family of 3 - \$30,830, Family of 4 - \$34,300, Family of 5 - \$37,050, and Family of 6 - \$39,800

PROGRAM - GOLF

Item	Category	Code Authorization	Auto CRT Adjust Y/N	2012-13 Fee	2012-13 Units (Est.)	2012-13 Cost Recovery (Est.)	2013-14 Fee (Rounded)	2013-14 Units (Est.)	2013-14 Cost Recovery (Est.)	2013-14 Fee (Rounded)	2014-15 Units (Est.)	2014-15 Cost Recovery (Est.)	Unit Basis	Year of Last Increase	Fee Prior to Last Increase
1	C	Fleming Golf Green Fees	Park Code, Section 12.12	Yes		45,000		45,000	\$1.15%		45,000	48.70%			
		Category: Weekdays - Mon-thru, Weekends - Fri-Sun													
		Resident with card, Weekdays		\$23.00			\$24.00			\$25.00					\$17.00
		Resident with card, Weekends		\$25.00			\$26.00			\$27.00					\$19.00
		Nonresident, Weekdays		\$28.00			\$29.00			\$30.00					\$22.00
		Nonresident, Weekends		\$33.00			\$34.00			\$35.00					\$27.00
		Junior, Weekdays		\$12.00			\$12.00			\$12.00					\$7.00
		Junior, Weekends		\$16.00			\$16.00			\$17.00					\$10.00
		Senior, Weekdays		\$17.00			\$17.00			\$18.00					\$10.00
		Senior, Weekends		\$22.00			\$22.00			\$23.00					\$11.00
		Tournament, Weekdays		\$33.00			\$34.00			\$35.00					\$16.00
		Tournament, Weekends		\$44.00			\$45.00			\$47.00					\$27.00
		Replay Weekdays/Weekends		\$12.00			\$12.00			\$12.00					\$8.00
2	C	Harding Golf Green Fees	Park Code, Section 12.12	Yes		72,500		72,500	42.78%		72,500	50.76%			
		Category:													
		Resident with card, Weekdays		\$52.00			\$53.00			\$55.00					\$46.00
		Resident with card, Weekends		\$66.00			\$67.00			\$69.00					\$48.00
		Northern California Resident, Weekdays		\$90.00			\$92.00			\$95.00					\$82.00
		Northern California Resident, Weekends		\$100.00			\$102.00			\$106.00					\$94.00
		Standard, Weekdays		\$155.00			\$158.00			\$164.00					\$125.00
		Standard, Weekends		\$175.00			\$179.00			\$185.00					\$138.00

Item	Fee Status	CPM	Description	Code Authorization	Audit CPY	2012-13 Fee	2012-13 Unit (Est.)	2012-13 Cost Recovery (Est.)	2013-14 Fee (Revised)	2013-14 Unit (Est.)	2013-14 Cost Recovery (Est.)	2014-15 Fee (Revised)	2014-15 Unit (Est.)	2014-15 Cost Recovery (Est.)	Unit Basis	Year of Last Increase	Fee Prior to Last Increase
			Junior, Weekdays			\$20.00			\$21.00			\$21.00					\$15.00
			Junior, Weekends			\$25.00			\$27.00			\$27.00					\$20.00
			Senior Resident - Weekdays			\$37.00			\$39.00			\$39.00					\$31.00
			Senior Resident - Weekends			\$66.00			\$69.00			\$69.00					\$48.00
			Resident Twilight, Weekdays			\$41.00			\$43.00			\$43.00					\$25.00
			Resident Twilight, Weekends			\$50.00			\$53.00			\$53.00					\$34.00
			Northern California Twilight, Weekdays			\$71.00			\$76.00			\$76.00					\$60.00
			Northern California Twilight, Weekends			\$80.00			\$85.00			\$85.00					\$71.00
			Standard Twilight, Weekdays			\$85.00			\$90.00			\$90.00					\$80.00
			Standard Twilight, Weekends			\$100.00			\$106.00			\$106.00					\$92.00
			Tournament, Weekdays			\$125.00			\$132.00			\$132.00					\$99.00
			Tournament, Weekends			\$135.00			\$143.00			\$143.00					\$109.00
			Northern California Offseason/Aerification, Weekdays														\$78.00
			Northern California Offseason/Aerification, Weekends														\$90.00
			Tournament Offseason/Aerification Weekdays														\$84.00
			Tournament Offseason/Aerification Weekends														\$94.00
			Standard Offseason/Aerification Weekdays									\$115.00					\$105.00
			Standard Offseason/Aerification Weekends									\$135.00					\$118.00
			Northern California Super Twilight Weekdays									\$45.00					\$39.00
			Northern California Super Twilight Weekends									\$55.00					\$49.00
			Note: The Northern California is comprised of Alameda, Contra Costa, Marin, San Mateo, Santa Clara, Santa Cruz, Solano, Sonoma, Del Norte, Siskiyou, Modoc, Humboldt, Trinity, Shasta, Lassen, Plumas, Tehama, Mendocino, Lake, Glenn, Butte, Sierra, Colusa, Sutter, Yuba, Nevada, Placer, Napa, Yolo, Sacramento, El Dorado, San Joaquin, Amador, Alpine, Calaveras, Stanislaus, Tuolumne, Mariposa, Monterey, San Benito, Merced, Fresno and Tulare Counties.														
			Off Season is from December 1 to the last day of February. Aerification is from the first day that major events aerifications starts until 7 days after completion.														
3	C		Golden Gate Golf Green Fees	Park Code, Section 12.16	Yes		45,000			45,000	39.67%		45,000	37.78%			
			Category:														
			Non-Resident - Weekdays			\$16.00			\$16.00			\$16.00					\$14.00
			Non-Resident - Weekends			\$20.00			\$20.00			\$20.00					\$18.00
			Resident - Weekdays			\$12.00			\$12.00			\$12.00					\$10.00
			Resident - Weekends			\$14.00			\$14.00			\$14.00					\$12.00
			Senior - Weekdays			\$9.00			\$9.00			\$9.00					\$7.00
			Senior - Weekends			\$12.00			\$12.00			\$12.00					\$10.00
			Junior - Weekdays			\$6.00			\$6.00			\$6.00					\$4.00
			Junior - Weekends & Holidays			\$8.00			\$8.00			\$8.00					\$6.00
			Student			\$0.00			\$0.00			\$0.00					\$0.00

Item	Fee Status CPWA	Description	Code Authorization	Admin CPWA Adjunct Y/N	2012-13 Fee (Est.)	2012-13 Units (Est.)	2012-13 Cost Recovery (Est.)	2013-14 Fee (Revised)	2013-14 Units (Est.)	2013-14 Cost Recovery (Est.)	2014-15 Fee (Revised)	2014-15 Units (Est.)	2014-15 Cost Recovery (Est.)	Unit Build	Year of Last Increase	Fee Prior to Last Increase
		Twilight - Weekdays			\$9.00			\$9.00								\$7.00
		Twilight - Weekends & Holidays			\$10.00			\$10.00								\$8.00
		Tournament - Weekdays			\$19.00			\$20.00								\$16.00
		Tournament - Weekends & Holidays			\$27.00			\$28.00								\$24.00
4	C	Lincoln Golf Green Fees	Park Code, Section 12.13	Yes		41,000			41,000	59.06%		41,000	56.25%		2005	
		Category:														
		Non Resident - Weekdays			\$41.00			\$42.00								\$31.00
		Non Resident - Weekends & Holidays			\$45.00			\$48.00								\$35.00
		Resident - Weekdays			\$25.00			\$26.00								\$20.00
		Resident - Weekends & Holidays			\$30.00			\$31.00								\$24.00
		Senior Resident - Weekdays			\$15.00			\$16.00								\$11.00
		Senior Resident - Weekends & Holidays			\$23.00			\$24.00								\$19.00
		Junior Resident - Weekdays			\$13.00			\$13.00								\$10.00
		Junior Resident - Weekends & Holidays			\$18.00			\$18.00								\$19.00
		Student			\$0.00			\$0.00								\$0.00
		Back 9 - Weekdays			\$14.00			\$14.00								\$10.00
		Back 9 - Weekends & Holidays			\$19.00			\$20.00								\$14.00
		Twilight - Weekdays			\$23.00			\$24.00								\$19.00
		Twilight - Weekends & Holidays			\$29.00			\$30.00								\$23.00
		Tournament - Weekdays			\$47.00			\$48.00								\$37.00
		Tournament - Weekends & Holidays			\$57.00			\$58.00								\$45.00
5	C	Sharp Park Golf Green Fees	Park Code, Section 12.14	Yes		51,000			51,000	58.43%		51,000	55.64%		2005	
		Category:														
		Non Resident - Weekdays			\$41.00			\$42.00								\$31.00
		Non Resident - Weekends & Holidays			\$45.00			\$48.00								\$35.00
		Resident - Weekdays			\$25.00			\$26.00								\$20.00
		Resident - Weekends & Holidays			\$30.00			\$31.00								\$24.00
		Senior Resident - Weekdays			\$15.00			\$16.00								\$11.00
		Senior Resident - Weekends & Holidays			\$23.00			\$24.00								\$19.00
		Junior Resident - Weekdays			\$13.00			\$13.00								\$10.00
		Junior Resident - Weekends & Holidays			\$18.00			\$18.00								\$19.00
		Student			\$0.00			\$0.00								\$0.00
		Back 9 - Weekdays			\$14.00			\$14.00								\$10.00

Item	Fee Status C/M/N	Description	Code Authorization	Auto CPT Adjmt Y/N	2013-10 Fee	2012-01 Unit (E/L)	2012-13 Cont Recovery (E/L)	2013-14 Fee (Revised)**	2013-14 Unit (E/L)	2013-14 Cont Recovery (E/L)	2014-15 Fee (Revised)**	2014-15 Unit (E/L)	2014-15 Cont Recovery (E/L)	Unit Bill	Year of Last Increase	Fee Prior to Last Increase
		Back 9 - Weekends & Holidays			\$19.00			\$19.00			\$20.00					\$16.00
		Twilight - Weekdays			\$23.00			\$24.00			\$25.00					\$20.00
		Twilight - Weekends & Holidays			\$29.00			\$30.00			\$31.00					\$23.00
		Tournament - Weekdays			\$47.00			\$48.00			\$50.00					\$40.00
		Tournament - Weekends & Holidays			\$57.00			\$58.00			\$60.00					\$49.00

PROGRAM - YACHT HARBOR

1	C	Marina Fees				Occupied Berths / Total Berths						Occupied Berths / Total Berths					
		(a) Permanent Berth Fees															
		West Harbor	Park Code, Section 12.11	No									96.76%				2007
		00' - 25'			\$11.61	19 occupied / 19 available		\$12.00			\$12.00	19 occupied / 19 available					\$472.00
		30" - 35"			\$11.77	59 occupied / 65 available		\$12.00			\$12.00	59 occupied / 65 available					\$592.00
		40' - 45'			\$14.28	65 occupied / 71 available		\$15.00			\$15.00	65 occupied / 71 available					\$720.00
		50' - 70'			\$14.60	22 occupied / 22 available		\$15.00			\$16.00	22 occupied / 22 available					\$840.00
		80' - 90'			\$14.91	75 occupied / 75 available		\$15.00			\$16.00	75 occupied / 75 available					\$1,165.00
						25 occupied / 25 available						25 occupied / 25 available					\$1,310.00
						17 occupied / 17 available						17 occupied / 17 available					\$1,488.00
						26 occupied / 26 available						26 occupied / 26 available					\$1,786.00
						2 occupied / 2 available						2 occupied / 2 available					\$2,432.00
						4 occupied / 4 available						4 occupied / 4 available					\$2,736.00
		East Harbor	Park Code, Section 12.11	No	4% Increase												2005
		00' - 25'			\$8.69	12 occupied / 26 available		\$9.00			\$9.00	12 occupied / 26 available					
		30' - 35'			\$8.82	124 occupied / 151 available		\$9.00			\$9.00	124 occupied / 151 available					
		(b) Deposits	Park Code, Section 12.11	No													
		Berth			One Month Rent												
		Electric Adapter			\$125.00			\$128.00			\$132.00						\$125.00
		Hazardous Material or Removal Fee			\$150.00			\$158.00			\$158.00						
		Key for Visiting Boaters			\$50 per day			\$51 per day			\$52 per day						
		(c) Guest Dock	Park Code, Section 12.11	No				\$2.00			\$2.00						
		0' - 50'			\$2.50 per foot & \$1.00 per person			\$3.00 per foot & \$1.00 per person			\$3.00 per foot & \$1.00 per person						
		Commercial Dock Fee															

Item	Fee Status State CM/N	Description	Code Authorization	Auto CPV Adjust Y/N	2012-13 Fee (Rounded)**	2012-13 Units (Est.)	2012-13 Cost Recovery (Est.)	2013-14 Fee (Rounded)**	2013-14 Units (Est.)	2013-14 Cost Recovery (Est.)	2014-15 Fee (Rounded)**	2014-15 Units (Est.)	2014-15 Cost Recovery (Est.)	Unit Basis	Year of Last Increase	Fee Prior to Last Increase
		(d) Parking	Park Code, Section 12.11	No											2005	
		Berth Parking for Owners and Partners Only - Two Stickers			Free										Free	
		Berth Parking for Owners and Partners Only - Addl. Stickers			\$120 Annually										\$120 Annually	
		Daily Parking, Crew & Non-Owner			\$7.50 per day			\$8.00 per day			\$8.00 per day				\$7.50 per day	
		Special Event Parking			\$7.50 per day			\$8.00 per day			\$8.00 per day				\$7.50 per day	
		Trailer/Dingy Parking, for Regatta etc.			\$7.50 per day			\$8.00 per day			\$8.00 per day				\$7.50 per day	
		(e) Purchase Fees														
		Key Purchase (Berth holders, Partners & Families)	Park Code, Section 12.11	No	\$25 per key			\$26 per key			\$27 per key				\$25 per key	\$20 per key
		(f) Services													2005	2000
		Chain Fee (delinquent fees, unauthorized vessels)			\$50 per incident			\$51 per incident			\$53 per incident				\$50 per incident	
		Citation Courtesy Notices			50% of cite fee			50% of cite fee			50% of cite fee				50% of cite fee	
		Daily Impound			\$30 per day			\$31 per day			\$32 per day				\$30 per day	
		Deck Box Cleaning Fee			\$50.00 (from Haz Mat Deposit)			\$51.00 (from Haz Mat Deposit)			\$53.00 (from Haz Mat Deposit)				\$50.00 (from Haz Mat Deposit)	
		Hydro Hoist Surcharge			40% of monthly berth fee			40% of monthly berth fee			40% of monthly berth fee				40% of monthly berth fee	
		Impound			\$150 per incident			\$153 per incident			\$158 per incident				\$150 per incident	
		Harbor Line Installation			\$30 per line			\$31 per line			\$32 per line				\$30 per line	\$25.00
		Labor			\$50 per incident or \$75 per hour, whichever is greater			\$51 per incident or \$77 per hour, whichever is greater			\$53 per incident or \$80 per hour, whichever is greater				\$50 per incident or \$75 per hour, whichever is greater	
		Late Fees			10% of initial fee			10% of initial fee			10% of initial fee				10% of initial fee	
		Pump Out - sewage			\$5 per incident			\$5 per incident			\$5 per incident				\$5 per incident	
		Pump Out - Water			\$75 for first incident; \$125 for subsequent incidents			\$77 for first incident; \$125 for subsequent incidents			\$75 for first incident; \$125 for subsequent incidents				\$75 for first incident; \$125 for subsequent incidents	\$50 for first incident; \$100 for subsequent incidents
		Slip Transfer Fee (Determined by size of berth or vessel, whichever is greater)			\$0.00			\$0.00			\$0.00				2005	
		20-35'			\$150.00			\$153.00			\$158.00				\$150.00	
		36-45'			\$200.00			\$204.00			\$211.00				\$200.00	
		46' & up			\$75.00			\$77.00			\$80.00				\$75.00	


Item	Fee Status C/M/N	Description	Code Authorization	Auto CPI Adjust Y/N	2012-13 Fee	2012-13 Units (E1)	2012-13 Cost Recovery (E1)	2013-14 Fee (Rounded)**	2013-14 Units (E1)	2013-14 Cost Recovery (E1)	2014-15 Fee (Rounded)**	2014-15 Units (E1)	2014-15 Cost Recovery (E1)	Unit Basis	Year of Last Increase	Fee Prior to Last Increase
		Towing			\$75.00			\$77.00			\$80.00					\$50.00
		Towing (harbor to harbor)			\$100.00			\$102.00			\$106.00					\$100.00
		(g) Storage	Park Code, Section 12.11	No												
		Deck Box - additional (first box free)			\$15 per month			\$15 per month			\$16 per month				\$15 per month	\$100.00
		Multi-hull Surcharge			additional 40% of monthly berth fee			additional 40% of monthly berth fee			additional 40% of monthly berth fee				additional 40% of monthly berth fee	
		Skiff, less than 20' and no power or dock box			\$100 per month			\$102 per month			\$106 per month				\$100 per month	\$100.00
		Small Boat Rack (Dinghy, kayak or canoe)			\$25 per month			\$26 per month			\$27 per month				\$25 per month	
		Storage Lockers			\$25 per month			\$26 per month			\$27 per month				\$25 per month	
		(h) Wait List Fee			\$75 per year			\$77 per year			\$78 per year				\$75 per year	\$100.00

Fee Status: C - Continuing
M - Modified
N - New

Notes:

** If Auto CPI adjustment = Yes, FY 2013-14 and FY 2014-15 Fee will be automatically generated based on the Inflation factor determined by the Controller.
If Auto CPI adjustment = No, FY 2013-14 and FY 2014-15 Fee will remain the same as previous year or entered by dept according to Code Authorization.

BOARD of SUPERVISORS



City Hall
1 Dr. Carlton B. Goodlett Place, Room 244
San Francisco 94102-4689
Tel. No. 554-5184
Fax No. 554-5163
TDD/TTY No. 554-5227

NOTICE OF PUBLIC HEARING
BUDGET AND FINANCE COMMITTEE
SAN FRANCISCO BOARD OF SUPERVISORS

NOTICE IS HEREBY GIVEN THAT the Budget and Finance Committee will hold a public hearing to consider the following proposal and said public hearing will be held as follows, at which time all interested parties may attend and be heard:

- Date:** Wednesday, June 19, 2013
- Time:** 10:00 a.m.
- Location:** Legislative Chamber, located at City Hall
1 Dr. Carlton B. Goodlett Place, San Francisco, CA
- Subject:** File No. 130539. Ordinance amending the Administrative Code to reduce video and digital video discs fees and to increase reproduction of photographs for commercial purposes.


If the legislation passes, the following fees shall be established or increased:

The fine for overdue videos and digital video disks shall be \$0.10 per day with a maximum of \$5.

The San Francisco History Center charge for:

1. Photo shoot of photographs shall be \$1 per photo;
2. Scanning of photographs shall be \$15 per 300 dpi existing scan; \$20 per 300 dpi new scan; \$35 per 600 dpi scan; \$50 per 1,200 dpi scan; \$35 per 3,000 dpi slides, negatives, or glass plates; \$1 per CD;
3. Permission to publish photographs (for commercial purposes) shall be \$15 per project in a single type of media or \$100 per project in unlimited types of media+ FMV of any additional labor required due to age or condition of photograph.

In accordance with San Francisco Administrative Code, Section 67.7-1, persons who are unable to attend the hearing on this matter may submit written comments to the City prior to the time the hearing begins. These comments will be made a part of the official public record and shall be brought to the attention of the Members of the Committee. Written comments should be addressed to Angela Calvillo, Clerk of the Board, Room 244, City Hall, 1 Dr. Carlton B. Goodlett Place, San Francisco, CA 94102. Information relating to the proposed fee is available in the Office of the Clerk of the Board. Agenda information relating to this matter will be available for public review on Friday, June 14, 2013.

A handwritten signature in black ink, appearing to read 'Angela Calvillo', with a stylized flourish at the end.

Angela Calvillo, Clerk of the Board

DATED: June 7, 2013
POSTED: June 7, 2013
PUBLISHED: June 9, 2013, and June 15, 2013

CALIFORNIA NEWSPAPER SERVICE BUREAU

DAILY JOURNAL CORPORATION

Mailing Address : 915 E FIRST ST, LOS ANGELES, CA 90012
Telephone (213) 229-5300 / Fax (213) 229-5481
Visit us @ WWW.LEGALADSTORE.COM

Victor Young
S.F. BD OF SUPERVISORS (OFFICIAL NOTICES)
1 DR CARLTON B GOODLETT PL #244
SAN FRANCISCO, CA 94102

COPY OF NOTICE

Notice Type: GPN GOVT PUBLIC NOTICE
Ad Description: vy Budget and Finance - Fee Ad - 130539 Public

To the right is a copy of the notice you sent to us for publication in the SAN FRANCISCO CHRONICLE. Please read this notice carefully and call us with any corrections. The Proof of Publication will be filed with the Clerk of the Board. Publication date(s) for this notice is (are):

06/09/2013, 06/15/2013

Daily Journal Corporation

Serving your legal advertising needs throughout California. Call your local

BUSINESS JOURNAL, RIVERSIDE	(951) 784-0111
DAILY COMMERCE, LOS ANGELES	(213) 229-5300
LOS ANGELES DAILY JOURNAL, LOS ANGELES	(213) 229-5300
ORANGE COUNTY REPORTER, SANTA ANA	(714) 543-2027
SAN DIEGO COMMERCE, SAN DIEGO	(619) 232-3486
SAN FRANCISCO DAILY JOURNAL, SAN FRANCISCO	(800) 640-4829
SAN JOSE POST-RECORD, SAN JOSE	(408) 287-4866
THE DAILY RECORDER, SACRAMENTO	(916) 444-2355
THE INTER-CITY EXPRESS, OAKLAND	(510) 272-4747

CNS 2495978

NOTICE OF PUBLIC HEARING BUDGET AND FINANCE COMMITTEE SAN FRANCISCO BOARD OF SUPERVISORS JUNE 19, 2013 - 10:00 A.M. LEGISLATIVE CHAMBER, ROOM 250, CITY HALL 1 DR. CARLTON B. GOODLETT PLACE, SAN FRANCISCO, CA 94102

NOTICE IS HEREBY GIVEN THAT the Budget and Finance Committee will hold a public hearing to consider the following proposal and said public hearing will be held as follows, at which time all interested parties may attend and be heard:

File No. 130539. Ordinance amending the Administrative Code to reduce video and digital video discs fees and to increase reproduction of photographs for commercial purposes.

If the legislation passes, the following fees shall be established or increased: The fine for overdue videos and digital video disks shall be \$0.10 per day with a maximum of \$5.

The San Francisco History Center charge for:

1. Photo shoot of photographs shall be \$1 per photo; 2. Scanning of photographs shall be \$15 per 300 dpi existing scan; \$20 per 300 dpi new scan; \$35 per 600 dpi scan; \$50 per 1,200 dpi scan; \$35 per 3,000 dpi slides, negatives, or glass plates; \$1 per CD; 3. Permission to publish photographs (for commercial purposes) shall be \$15 per project in a single type of media or \$100 per project in unlimited types of media + FMV of any additional labor required due to age or condition of photograph.

In accordance with San Francisco Administrative Code, Section 67.7-1, persons who are unable to attend the hearing on this matter may submit written comments to the City prior to the time the hearing begins. These comments will be made a part of the official public record and shall be brought to the attention of the Members of the Committee. Written comments should be addressed to Angela Calvillo, Clerk of the Board, Room 244, City Hall, 1 Dr. Carlton B. Goodlett Place, San Francisco, CA 94102. Information relating to the proposed fee is available in the Office of the Clerk of the Board. Agenda information relating to this matter will be available for public review on Friday, June 14, 2013.

Angela Calvillo, Clerk of the Board



* A 0 0 0 0 0 3 1 0 1 3 8 5 *

OFFICE OF THE MAYOR
SAN FRANCISCO



130539

EDWIN M. LEE
MAYOR

TO: Angela Calvillo, Clerk of the Board of Supervisors
FROM: *pr* Mayor Edwin M. Lee *JE*
RE: Administrative Code - Library Fines and Fees
DATE: May 31, 2013

RECEIVED
BOARD OF SUPERVISORS
SAN FRANCISCO
2013 MAY 31 PM 1:01
h

Attached for introduction to the Board of Supervisors is the ordinance amending the Administrative Code to reduce video and digital video discs fees and to increase reproduction of photographs for commercial purposes.

I request that this item be calendared in Budget and Finance Committee.

Should you have any questions, please contact Jason Elliott (415) 554-5105.