



Earthquake Safety and Emergency Response Bond Program 2014

Accountability Report

November 16, 2015

Edwin M. Lee
Mayor

Mohammed Nuru
Director

Edgar Lopez
Deputy Director
and City Architect

Building Design & Construction
30 Van Ness Ave., 4th floor
San Francisco, CA 94102
tel 415-557-4700

sfpublicworks.org
[facebook.com/sfpublicworks](https://www.facebook.com/sfpublicworks)
twitter.com/sfpublicworks

Prepared for the

- Clerk of the Board
- Controller
- Director of Public Finance
- Treasurer
- Budget Analyst

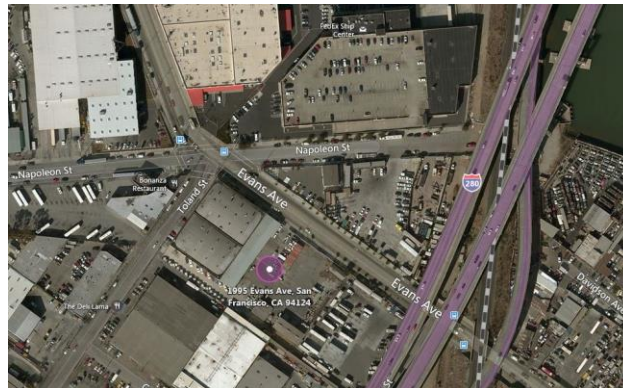
Submitted by
Charles Higuera
Program Manager

Office of the Chief Medical Examiner



Architect's rendering of concept

Traffic Control and Forensic Services Division



Aerial view of site location

Emergency Firefighting Water System



Twin Peaks Reservoir joint sealant

TABLE OF CONTENTS

Table of Contents..... 1
Executive Summary..... 2
Program Summary and Status..... 4
Budget, Funding & Expenditures 15
Accountability Measures 17
Attachment 1 – PROGRAM BUDGET REPORT 1
Attachment 2 – Contact Information..... 1

EXECUTIVE SUMMARY

The Earthquake Safety and Emergency Response 2014 (ESER 2014) Bond Program has five components: the Office of the Chief Medical Examiner (OCME), the Traffic Control & Forensic Services Division (TCFSD), the Police Facilities (PF), the Neighborhood Fire Stations (NFS), and Emergency Firefighting Water Systems (EFWS), with a combined budget of \$400,000,000. Public Works is responsible for managing four components – the OCME, FSD, PF, and NFS. The San Francisco Public Utilities Commission (SFPUC) manages the EFWS component. Public Works and the SFPUC will be requesting approval for a second bond sale and corresponding appropriation in the amount of \$109,920,000, which includes cost of issuance, accountability and GOBOC costs. The second bond sale would increase the authorized appropriation from \$100,670,000 to \$210,590,000.

The ESER 2014 Bond Program has received proceeds from one prior bond sale totaling \$100,670,000. The City’s General Fund and will be used to procure the furniture, fixtures and equipment (FF&E) for \$4,869,000. The funding from the City’s General fund is needed because FF&E is not a bond eligible expense. Table A – Budget and Appropriation by Component and Source, shown below, provides a summary of the budget and appropriation by component and source.

Table A – Budget and Appropriation by Component and Source

ESER 2014 Components/Projects	Bond Authorization	Bond Budget	Current Appropriation
9000A Office of Chief Medical Examiner (OCME)	\$65,000,000	\$63,895,000	\$34,252,621
9100A Traffic Control & Forensic Services Division (TCFSD)	\$165,000,000	\$162,195,000	\$30,319,674
Police Facilities (PF)	\$30,000,000	\$29,490,000	\$6,882,938
Neighborhood Fire Stations (NFS)	\$85,000,000	\$83,555,000	\$8,150,600
Emergency Firefighting Water System (EFWS)	\$55,000,000	\$54,065,000	\$20,000,000
Oversight, Accountability & Cost of Issuance	\$0	\$6,800,000	\$1,064,166
Total (CESER2)	\$400,000,000	\$400,000,000	\$100,670,000

Table B – Funded Components of the second bond sale, shown below, provides the breakdown of previous bond sale and shows how the second bond sale will be allocated.

Table B – Second Bond Sale Allocation

ESER 2014 Components/Projects	Bond Authorization	Bond Budget	First Bond Sale	Second Bond Sale
9000A Office of Chief Medical Examiner (OCME)	\$65,000,000	\$63,895,000	\$34,252,621	\$29,642,379
9100A Traffic Control & Forensic Services Division (FSD)	\$165,000,000	\$162,195,000	\$30,319,674	\$16,383,527
Police Facilities (PF)	\$30,000,000	\$29,490,000	\$6,882,938	\$10,194,715
Neighborhood Fire Stations (NFS)	\$85,000,000	\$83,555,000	\$8,150,600	\$17,980,929
Emergency Firefighting Water System (EFWS)	\$55,000,000	\$54,065,000	\$20,000,000	\$34,065,000
Oversight, Accountability, COI		\$6,800,000	\$1,064,166	\$1,653,450
Total (CESER2)	\$400,000,000	\$400,000,000	\$100,670,000	\$109,920,000

The project and CEQA status are summarized in Table C, shown below.

Table C – CEQA Status

Project	CEQA Status
OCME	Approved May 2014
TCFSD	Mitigated Negative Declaration (No Appeal) was published on 11/19/2013
PF	Not applicable for current active projects
NFS	Not applicable for current active projects
EFWS	
Twin Peaks Reservoir - ESER 2014	Completed
Clarendon Supply (ESER 2014 Partial Funding)	In progress
ESER 2014 ASSESSMENT	Not applicable
Candlestick Point Pipeline	Completed
19th Avenue Pipeline	Completed (StatEx)
Irving St Pipeline	Completed (StatEx)
Ashbury Bypass Pipeline	Not started
Columbus Avenue Pipeline	Not started
Lake Merced Flexible System	Not started
McLaren Tank Flexible System	Not started
Sunset Reservoir Flexible System	Not started
University Mound East Pipeline	Not started
Pipeline Repair & Abandonment	Not started

Further detail and the status of each component are discussed in the following report.

PROGRAM SUMMARY AND STATUS

Office of the Chief Medical Examiner (OCME)



Location: One Newhall Street, San Francisco, CA 94124

Project Description: The project will relocate Office of the Chief Medical Examiner (OCME) to One Newhall Street in the India Basin Industrial Park. The new facility is organized into the four units of the OCME: Field Investigations, Medical/Autopsy, Laboratory, and Administration. One Newhall Street is an existing 28,000 gsf industrial warehouse which will be renovated to add a second floor within the existing footprint of the building resulting in a seismically safe 46,000 gsf facility.

Project Background: The existing OCME is located at 850 Bryant also known as the Hall of Justice (HOJ). The HOJ is over 50 years old and seismically deficient. In the event of a major earthquake, this building is not expected to be operational. This project is part of a larger strategy to replace the Hall of Justice established in the City's 10-Year Capital Plan as the Justice Facilities Improvement Program (JFIP).

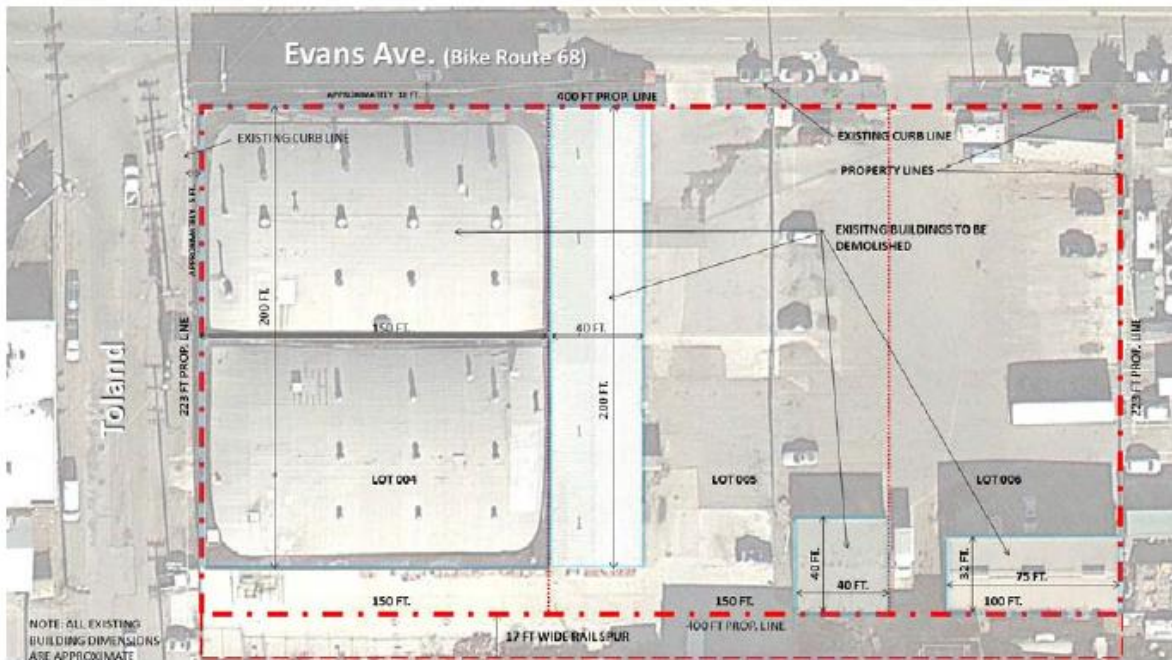
The OCME is accredited by the National Association of Medical Examiners (NAME). During the previous accreditation in 2008, the City was advised that the existing facility is undersized, has a number of deficiencies that are currently mitigated by operational protocols, and the facility should be replaced to assure continued accreditation.

Project Status: The project has completed all design and is tracking within the dedicated sources of funding. The review by the City's Arts Commission Civic Design Review is complete and final review of completed documents for corresponding building permits from the City's Building Department is underway. Trade work packages are being bid and the buyout of all packages is expected to occur by early Spring 2016. The Construction start will occur in late November 2015.

Schedule:

- Design Phase – January 2013 to August 2015
- Permitting – June 2014 to November 2015
- Bidding / Award – August 2015 to February 2016
- Construction – November 2015 to August 2017
- Move-In – July 2017 to September 2017

Traffic Control & Forensic Services Division (TCFSD)



Location: 1995 Evans Street, San Francisco, CA 94124

Project Description: The project will relocate the SFPD Forensic Services Division (FSD) and SFPD Traffic Company (TC) to a site located at 1995 Evans Avenue, San Francisco. The amount of space requested for the Traffic Company was determined based on the Police Facilities Master Planning Study dated August 23, 2012. The project is being developed for 2020 FSD demand within 89,000 gsf and allows for a potential future expansion if required.

Project Background: The SFPD Traffic Company is currently located at the Hall of Justice (HOJ) at 850 Bryant Street. The SFPD FSD is currently located in two facilities. The FSD Administration, Crime Scene Investigations, and Identification units are housed at HOJ. The FSD Crime Lab is housed at Building 606 in the Hunters Point Shipyard.

The HOJ is over 50 years old and seismically deficient. In the event of a major earthquake, this building is not expected to be operational. This project is part of a larger strategy to replace the Hall of Justice, established in the City's 10-Year Capital Plan as the Justice Facilities Improvement Program (JFIP).

The Hunters Point Shipyard is being transferred from the U.S. Navy to the City. The City plans to develop the Shipyard as a residential area. The area in which Building 606 is located is planned to be public open space as an amenity for nearby residences. Prior to the transfer of the property, the Navy is obligated to remove and mitigate hazardous materials in the soil. To fulfill that obligation, the Navy may have to demolish Building 606. The

schedule for completing the site clean-up and creating the open space in support of the housing development is uncertain, but may occur in 2020.

Project Status: CEQA has been completed; mitigated negative declaration was published in November 2013 and received no appeal.

Millennium Consulting performed the Hazardous Materials evaluation in October 2014, and published the final report in April 2015. Numerous building components were identified to contain lead and asbestos containing material in detectable quantities.

Escrow on the site acquisition closed in February 2015. Discussion of CalTrans parcel and adjacent rail line for use as surface parking lot is underway between the City's Real Estate Division and CalTrans. Site survey work was completed in August 2015.

Schedule: HOK was selected through a competitive solicitation as the Executive Architect leading a team of architects and engineers to provide design, construction support, and other consultation services. Program validation is anticipated to start in October 2015. Construction Management Support Services Consultant will be provided by Vanir/ Saylor – JV.

Construction is expected to start early 2018 and be substantially completed and ready for move-in by Summer 2020.

Police Facilities (PF)



Project Description: The project includes various focused scope and comprehensive facility upgrade projects at 12 police facilities located across the City. The work scopes are derived from a series of onsite investigations, observations, and professional evaluations of different building systems to include mechanical, electrical, plumbing, fire protection, and structural safety. It also includes assessments of code compliance to current accessibility requirements, and building envelope efficiencies and deficiencies.

Project Background: Many police facilities are compromised in a variety of ways, including being seismically unsafe, any of which could hamper emergency response after a major disaster. When people are injured, we count on our first responders to arrive quickly and get people into the trauma centers to save their lives. By upgrading outdated police facilities, San Francisco can quickly help restore the City back to working order.

Project Status: Twelve (12) different police facilities' conditions were assessed under the categories that include exterior envelope, site, and accessibility compliance from curb to public service counter, mechanical / electrical / plumbing / fire protection systems, and seismic resistance capability. In addition, consultant Page and Turnbull was hired to

conduct historic evaluation of all 12 police facilities. Site visits were completed late July, the final HRE (Historic Resource Evaluation) report is expected early October of this year.

All 12 facilities will require some degree of hazardous material abatement during construction. Public Works is in the process of soliciting quotes from hazmat consultants to begin the investigation and testing process. A proposal was received in August 2015, and hazmat investigation is expected to begin 4th quarter of 2015 at all facilities. The described appraisal of all facilities will yield the necessary understanding to validate the expect scope of work.

The array of projects for the entire ESER 2014 Police Facilities program has been preliminarily defined and presented to the Police Chief and his Command staffs on 9/3/2015. The two groups of ADA upgrade projects currently under design (see below) was endorsed by the Chief. The balance of other projects will follow, and these will be executed as either focused scope projects or comprehensive facility upgrade projects.

ADA Package 1

The project addresses accessibility issues at the Bayview, Mission, Tenderloin, Central, and Northern District Police Stations.

ADA Package 2

The project addresses accessibility issues at the Richmond, Taraval, Ingleside, Park District Police Stations, and the Police Academy. Public Works BDC design staff is currently developing 50% design drawings.

Schedule:

ADA Package 1

- 90% design completed 8/21
- Anticipated permit submittal on week of 9/28
- Construction slated to start January 2016

ADA Package 2

- Design to complete December 2015
- Construction to begin April 2016

Neighborhood Fire Stations (NFS)



Project Description: The ESER 2014 bond program will continue the work of ESER 2010 bond, categorizing projects according to the three categories of work: *Focused Scope*, *Comprehensive*, and *Seismic*. The ESER 2014 bond program will address identified and prioritized needs at Fire Stations that were previously not addressed under the ESER 2010 program.

Project Status: At the inception, certain focused scope projects were immediately understood to be of high priority. Therefore, these *Early Focused Scope* projects were initiated prior to the development of the complete *Focused Scope* project list. Design work began on several scopes in December 2014. These *Early Focused Scope* projects are now in various stages of project design, bidding or construction.

Early Focused Scope Projects:

- Roof/HVAC/Generator project: Station 3
- Shower repair projects: Stations 13, 20, 22 , 34 and 17
- Windows Restoration: Stations 8, 9, 19, 20, 21, 24, 25 & 29

- Exterior envelope repair projects: Stations 8, 11, 20, 23, 24, 29, & 34
- Replacement of apparatus bay doors at fire stations to be selected by SFFD
- Side walk replacement projects: Stations 13, 20, 26, & 31

Station #35 Fire Boat

- Programming and review of regulatory requirements underway.
- Meetings with Port, BCDC and Planning underway, in preparation of re-engagement with the BCDC.
- RFQ for A/E sub-consulting services - Maritime Structural; MEP; Civil was issued in August.

Project Schedule: Current schedule for Early Focused Scope projects and Station #35 Fire Boat are listed below.

Early Focused Scope Projects:

- As needed contract with Page & Turnbull Architects for historic evaluation is in place. Two parts of the historic assessments were completed. Page & Turnbull has provided the draft of the Historic Resource Study for the 18 fire stations in July for Public Works to review and comment. Once all comments are consolidated, Page & Turnbull will finalize the reports into one final document and that will be completed before end of 2015.
- BDC / IDC completed assessment of 23 stations. Assessment reports and preliminary estimates have been provided for review.
- Scoping of 2014 work is underway. Public Works will present a complete portfolio of projects to the Chief by December 2015.
- Structural Assessments have been completed on Stations #6, #7, #25, and Hose Towers at Stations #11, #21, and #15.

Station #35 Fire Boat:

- Completion of Programming and Conceptual Design - January 2016
- Start of Schematic Design Phase – February 2016
- Environmental Evaluation Application (CEQA) submittal to Planning – December 2016

EMERGENCY FIREFIGHTING WATER SYSTEM (EFWS)



Project Description: The 2014 Earthquake Safety and Emergency Response Bond will seismically improve the historic Auxiliary Water Supply System (AWSS) pipelines, tunnels, and physical plant, as well as procure and implement Flexible Water Supply System (FWSS) components. The Emergency Firefighting Water System (EFWS) has been adopted as the overarching title that describes the AWSS and the FWSS.

The EFWS delivers AWSS high-pressure water and cistern water storage for fire suppression in several areas of the City. FWSS hose and pump components will provide above-ground

water distribution for fire suppression, primarily in areas not directly served by AWSS. The EFWS is vital for protecting against the loss of life, homes, and businesses from fire following an earthquake. It is also used for the suppression of non-earthquake multiple-alarm fires.

Project Status/Schedule:

Planning and Design

1. 19th Avenue Pipeline – Install new 20” AWSS pipe on 19th Avenue from Irving Street to Kirkham Street, replacing the existing 12” pipe. Construct pipe crossings under 19th Avenue at four locations for the FWSS. This project will be constructed as part of Public Works’ 19th Avenue project. Design completion 5/2016.
2. Ashbury Bypass Pipeline – Install new 20” AWSS pipe near Ashbury Heights Tank to allow Twin Peaks Reservoir to connect with the lower (Ashbury and Jones Street) pressure zones without using the Ashbury Tank valve house devices, which would be needed if the valve house is inoperable due to damage. Schedule pending.
3. Clarendon Supply – Provide a new AWSS water supply near the crest of Clarendon Avenue (approximately 500’ northwest of Sutro Tower). Design completion 6/2016.
4. Facilities Assessments – Assess tunnels and structures to guide future repairs and improvements. Planning completion 12/2015.
5. Irving Street Pipeline – Install new 20” AWSS pipe on Irving Street from 7th Street to 19th Street, replacing most of the existing 12” pipe. This project will be constructed as part of Public Works’ Irving Street project. Design completion 11/2015.
6. Lake Merced FWSS and AWSS Pipeline – Install new 20” AWSS pipe from Lake Merced Pump Station across Lake Merced Boulevard to the intersection of Vidal Drive and Higuera Avenue. Modify lake-pump discharge piping. Procure pump and hose equipment. This project is being performed in conjunction with the Parkmerced development project. Schedule pending.
7. McLaren Park Tank FWSS – Procure pump and hose equipment, modify tank discharge piping, and install below-ground street crossings on major routes to provide fire suppression water distribution capability from McLaren Park Tank. Schedule pending.
8. Pipeline Investigation and Remediation – Assess the 135-mile AWSS pipeline network condition using field investigations and probabilistic analysis. Recommend a long-term pipeline repair, replacement, and abandonment capital plan. Planning completion 2017.
9. Sunset Reservoir FWSS – Procure pump and hose equipment, modify reservoir discharge piping, and install below-grade street crossings on major routes to provide fire suppression water distribution capability from Sunset Reservoir. Schedule pending.
10. University Mound Pipeline – Install new 20” AWSS pipe from the University Mound Reservoir to the existing 20” AWSS pipe on Third Street in the vicinity of Jamestown Avenue. Schedule pending.

Construction

1. Candlestick Point Pipeline on Carroll Avenue – Install new 20” AWSS pipe on Carroll Avenue from Ingalls Street to Hawes Street. This project is being performed in conjunction with the Candlestick Point development project and will be constructed as part of Public Works’ Potrero Streetscape project starting in late 2015.
2. Columbus/Green Pipeline – Replace existing AWSS pipe with new AWSS pipe in the intersection of Columbus Avenue and Green Street to alleviate an existing sewer conflict. This work will be constructed as part of Public Works’ Columbus Avenue project starting in early 2016.
3. Pumping Station 1 – Install new diesel engines for seawater pumps. Completion 5/2016.

BUDGET, FUNDING & EXPENDITURES

Budget and Funding

The financial information included this report is through September 2015. The budget for the ESER 2014 Bond Program is \$400,000,000. The following is a summary of the budget and appropriation by component:

ESER 2014 Components/Projects	Bond Authorization	Bond Budget	Current Appropriation
9000A Office of Chief Medical Examiner (OCME)	\$65,000,000	\$63,895,000	\$34,252,621
9100A Traffic Control & Forensic Services Division (FSD)	\$165,000,000	\$162,195,000	\$30,319,674
Police Facilities (PF)	\$30,000,000	\$29,490,000	\$6,882,939
Neighborhood Fire Stations (NFS)	\$85,000,000	\$83,555,000	\$8,150,600
Emergency Firefighting Water System (EFWS)	\$55,000,000	\$54,065,000	\$20,000,000
Oversight, Accountability & Cost of Issuance	\$0	\$6,800,000	\$1,064,166
Total (CESER2)	\$400,000,000	\$400,000,000	\$100,670,000

Public Works and the San Francisco Public Utilities Commission are pursuing approval for the sale and appropriation of second bond sale in the amount of \$109,920,000 to fund all five components as well as its related cost of issuance, accountability and GOBOC costs.

This request would increase the appropriation to \$210,590,000 as follows:

ESER 2014 Components/Projects	First Bond Sale	Second Bond Sale	Total Bond Sale (1 & 2)
9000A Office of Chief Medical Examiner (OCME)	\$34,252,621	\$29,642,379	\$63,895,000
9100A Traffic Control & Forensic Services Division (FSD)	\$30,319,674	\$16,383,527	\$46,703,201
Police Facilities (PF)	\$6,882,939	\$10,194,715	\$17,077,654
Neighborhood Fire Stations (NFS)	\$8,150,600	\$17,980,929	\$26,131,529
Emergency Firefighting Water System (EFWS)	\$20,000,000	\$34,065,000	\$54,065,000
Oversight, Accountability, COI	\$1,064,166	\$1,653,450	\$2,717,616
Total (CESER2)	\$100,670,000	\$109,920,000	\$210,590,000

The appropriation of \$210,590,000 will be sufficient to fund the projects under each component through June 2017. One or more future bond sales totaling \$189,410,000 will be needed to fund the remainder of the various components.

Encumbrances and Expenditures

As of September 2015, encumbrances total \$7,136,519 and the expenditures are \$33,884,346, representing 34% of the appropriation and 8% of the budget respectively. The following table summarizes budget, appropriation, encumbrances, and expenditures by component:

ESER 2014 Components/Projects	Bond Authorization	Bond Budget	Current Appropriation	Expenditures	Encumbrance	Balance	% Expenditures / Appropriation	% Expenditures / Budget
9000A Office of Chief Medical Examiner (OCME)	\$65,000,000	\$63,895,000	\$34,252,621	\$9,772,888	\$2,374,671	\$21,105,062	29%	15%
9100A Traffic Control & Forensic Services Division (FSD)	\$165,000,000	\$162,195,000	\$30,319,674	\$18,399,484	\$2,000,000	\$9,920,190	61%	11%
Police Facilities (PF)	\$30,000,000	\$29,490,000	\$6,882,939	\$978,815	\$366,094	\$5,538,029	14%	3%
Neighborhood Fire Stations (NFS)	\$85,000,000	\$83,555,000	\$8,150,600	\$3,008,761	\$1,241,934	\$3,899,902	37%	4%
Emergency Firefighting Water System (EFWS)	\$55,000,000	\$54,065,000	\$20,000,000	\$1,344,124	\$853,938	\$17,801,938	7%	2%
Oversight, Accountability & Cost of Issuance	\$0	\$6,800,000	\$680,156	\$380,274	\$299,882	\$0	56%	6%
Total (CESER2)	\$400,000,000	\$400,000,000	\$100,670,000	\$33,884,346	\$7,136,519	\$59,265,121	34%	8%

ACCOUNTABILITY MEASURES

The ESER 2014 Bond Program has a comprehensive series of accountability measures including public oversight and reporting by the following governing bodies:

- The Citizens' General Obligation Bond Oversight Committee (CGOBOC) which reviews audits and report on the expenditures of bond proceeds in accordance with the expressed will of the voters. The Department of Public Works (DPW) has prepared four quarterly reports thus far and has presented in front of the City's Citizens' General Obligation Bond Oversight Committee (CGOBOC) twice. A program web-site, <http://sfearthquakesafety.org/>, has been developed that contains information about the Bond Program, status of each component, as well as copies of the Quarterly Reports.
- Monthly meetings with the client departments, San Francisco Police Department and San Francisco Fire Department.
- MOUs have been drafted with each client department and are under consideration. Nonetheless, the terms and conditions are guiding the conduct of the inter-department relationships and the work.
- 60 days prior to the issuance of any portion of the bond authority, the Department of Public Works must submit a bond accountability report to the Clerk of the Board, the Controller, the Treasurer, the Director of Public Finance, and the Budget Analyst describing the current status of the Rebuild and whether it conforms to the expressed will of the voters. The report before you is intended to satisfy the reporting requirement.
- Two committees are established to review the Emergency Firefighting Water System work. These committees are the Management Oversight Committee, consisting of executive management from San Francisco Fire Department, Department of Public Works, and the San Francisco Public Utilities Commission, and the Technical Steering Committee, consisting of technical and operations managers from the same organizations.

ATTACHMENT 1 – PROGRAM BUDGET REPORT

Earthquake Safety & Emergency Response Bond Program ESER 2014 Program Budget Report - Expenditures as of 09/30/15								
Status	Project	Category	Baseline Budget	Appropriated	Reserve	Expended	FAMIS Encumbrance	Balance
OFFICE OF THE CHIEF MEDICAL EXAMINER								
	OCME							
DESIGN	9000A (CESER2ME)							
		Soft Costs	17,021,350	12,571,754		8,543,227	2,241,997	1,786,530
		Construction	45,295,444	16,550,075		1,229,661	132,674	15,187,740
		Project Contingency	1,578,206	5,020,792				5,020,792
		Subtotal	63,895,000	34,142,621	0	9,772,888	2,374,671	21,995,062
TRAFFIC CONTROL & FORENSIC SERVICES DIVISION								
	TC&FSD							
DESIGN	9100A (CESER2TC)							
		Soft Costs	52,704,400	28,436,832		18,399,484	2,000,000	8,037,348
		Construction	109,490,600	0		0	0	0
		Project Contingency	0	1,880,316				1,880,316
		Subtotal	162,195,000	30,317,148	0	18,399,484	2,000,000	9,917,664
DISTRICT POLICE STATIONS								
	DPS							
DESIGN	9200A (CESER2PD)							
		Soft Costs	29,490,000 ⁽¹⁾	6,882,938		978,815	366,094	5,538,029
		Construction	0	0		0	0	0
		Project Contingency	0	0				0
		Subtotal	29,490,000	6,882,938	0	978,815	366,094	5,538,029

**Earthquake Safety and
Emergency Response Bond Program 2014**

**Accountability Report
November 16, 2015**

Earthquake Safety & Emergency Response Bond Program ESER 2014 Program Budget Report - Expenditures as of 09/30/15								
Status	Project	Category	Baseline Budget	Appropriated	Reserve	Expended	FAMIS Encumbrance	Balance
NEIGHBORHOOD FIRE STATIONS								
<p>The finance management of the focused scope projects are tracked as soft cost and construction costs. The soft costs are tracked by scope and the construction is tracked by station. As a result, the financial reporting is different from the other components. The NFS Soft Costs includes the Component's management services including SFFD representative services, construction management support services (CMSS), materials testing and special inspection (MTSI), pre-design and assessment services, space analysis and a study of EMS/BOE. Station 35 Fireboat and Station 48 Treasure Island are seismic projects and they follow the same format as the other components. The Program Reserve will be used to fund the additional projects when identified.</p>								
	NFS Soft Costs	Soft Costs	10,212,923	2,115,184		958,545	944,905	211,733
Focused Scope Projects								
	Apparatus Bay Doors: Stations 7, 9, 10, 13, 15, 18, 21	Soft Costs	54,112	38,677		41,516	0	-2,839
	Roofs: Stations 3, 43, 49	Soft Costs	312,994	293,494		152,538	0	140,956
	Showers: Stations 13, 20, 22, 34	Soft Costs	274,153	219,802		42,603	0	177,199
	Windows: Stations 7, 8, 9, 19, 20, 21, 24, 25, 29	Soft Costs	66,396	53,719		29,450	0	24,269
	Exterior Envelope: Stations 8, 23, 24, 29, 34	Soft Costs	432,688	108,951		46,446	0	62,505
	Mechanical: Stations 7, 8, 14, 20, 23, 41, 43, 49	Soft Costs	234,003	30,008		5,279	0	24,729
	Generators: Stations 19, 31, 39	Soft Costs	143,964	8		0	0	8
	Access Control: total 25 stations	Soft Costs	508,593	508,593		200,321	69,449	238,823
	Sidewalk: Stations 13, 20, 26, 31	Soft Costs	73,500	17,593		7,223	0	10,370
			12,313,325	3,386,029	0	1,483,922	1,014,354	887,753
	9603A Fire Station No. 3	Construction Costs	1,739,037	1,307,468		69,823	31,112	\$1,206,533
	9607A Fire Station No. 7	Construction Costs	356,033	20,000		14,214	0	\$5,786
	9608A Fire Station No. 8	Construction Costs	275,092	0		0	0	\$0
	9609A Fire Station No. 9	Construction Costs	311,277	18,027		18,626	1,316	-\$1,915
	9613A Fire Station No. 13	Construction Costs	669,856	68,870		32,815	26,040	\$10,015
	9614A Fire Station No. 14	Construction Costs	92,000	0		0	0	\$0
	9617A Fire Station No. 17	Construction Costs	46,000	6,900		0	0	\$6,900
	9619A Fire Station No. 19	Construction Costs	19,725	19,725		9,580	0	\$10,145
	9620A Fire Station No. 20	Construction Costs	223,559	43,159		1,899	31,800	\$9,460
	9621A Fire Station No. 21	Construction Costs	10,200	0		0	0	\$0
	9622A Fire Station No. 22	Construction Costs	71,354	68,323		1,663	60,600	\$6,060
	9623A Fire Station No. 23	Construction Costs	110,579	0		0	0	\$0
	9624A Fire Station No. 24	Construction Costs	373,329	13,954		0	0	\$13,954
	9625A Fire Station No. 25	Construction Costs	18,165	18,165		0	607	\$17,558
	9626A Fire Station No. 26	Construction Costs	0	0		0	0	\$0
	9629A Fire Station No. 29	Construction Costs	123,749	17,778		14,378	163	\$3,237
	9631A Fire Station No. 31	Construction Costs	57,500	50,654		0	0	\$50,654
	9634A Fire Station No. 34	Construction Costs	421,921	45,251		1,006	38,840	\$5,405
	9639A Fire Station No. 39	Construction Costs	25,175	25,175		12,378	11,354	\$1,443
	9641A Fire Station No. 41	Construction Costs	92,000	0		0	0	\$0
	9642A Fire Station No. 42	Construction Costs	0	0		0	0	\$0
	9643A Fire Station No. 43	Construction Costs	297,084	0		0	0	\$0
	9649A Fire Station No. 49	Construction Costs	297,083	0		0	0	\$0
			5,630,719	1,723,449	0	176,381	201,832	1,345,236

**Earthquake Safety & Emergency Response Bond Program ESER 2014
Program Budget Report - Expenditures as of 09/30/15**

Status	Project	Category	Baseline Budget	Appropriated	Reserve	Expended	FAMIS Encumbrance	Balance
NEIGHBORHOOD FIRE STATIONS								
<p>The finance management of the focused scope projects are tracked as soft cost and construction costs. The soft costs are tracked by scope and the construction is tracked by station. As a result, the financial reporting is different from the other components. The NFS Soft Costs includes the Component's management services including SFFD representative services, construction management support services (CMSS), materials testing and special inspection (MTSI), pre-design and assessment services, space analysis and a study of EMS/BOE. Station 35 Fireboat and Station 48 Treasure Island are seismic projects and they follow the same format as the other components. The Program Reserve will be used to fund the additional projects when identified.</p>								
Seismic Projects								
	9635A Station 35 Fire Boat House	Soft Costs	15,139,310	0		0	0	0
		Construction	22,708,967	0		0	0	0
		Project Contingency	0	0		0	0	0
		Subtotal	37,848,277	0	0	0	0	0
	7848A Station 48 Treasure Island	Soft Costs	180,052	180,052		164,793	25,748	-10,489
		Construction	1,275,522	1,275,522		1,183,665	0	91,857
		Project Contingency	44,426	44,426		0	0	44,426
		Subtotal	1,500,000	1,500,000	0	1,348,458	25,748	125,794
	Program Reserve		26,262,680	1,541,122		0	0	1,541,122
	Summary	Soft Costs	27,632,687	3,566,081	0	1,648,715	1,040,102	877,264
		Construction	29,615,208	2,998,971	0	1,360,046	201,832	1,437,093
		Project Contingency	26,307,106	1,585,548	0	0	0	1,585,548
		Subtotal	83,555,000	8,150,600	0	3,008,761	1,241,934	3,899,905

**Earthquake Safety and
Emergency Response Bond Program 2014**

**Accountability Report
November 16, 2015**

Earthquake Safety & Emergency Response Bond Program ESER 2014 Program Budget Report - Expenditures as of 09/30/15								
Status	Project	Category	Baseline Budget	Appropriated	Reserve	Expended	FAMIS Encumbrance	Balance
EMERGENCY FIREFIGHTING WATER SYSTEM								
PRE-BOND PLANNING AND DEVELOPMENT								
Program	Pre-Bond Planning and Development							
		Soft Costs	935,000	0		0	0	0
		Construction	0	0		0	0	0
		Project Contingency						0
		Subtotal	935,000	0	0	0	0	0
AUXILIARY WATER SUPPLY SYSTEM (AWSS)								
Construction	Twin Peaks Reservoir - ESER 2014							
	CUWAW2AW23	Soft Costs	50,000	50,000	0	0	0	50,000
		Construction	682,000	682,000	0	643,518	38,482	0
		Project Contingency	50,000	50,000				50,000
		Subtotal	782,000	782,000	0	643,518	38,482	100,000
Planning	ESER 2014 Assessments							
	CUWAW2AW30	Soft Costs	1,200,000	1,229,551	0	640,629	394,235	194,687
		Construction			0	0	0	0
		Project Contingency						0
		Subtotal	1,200,000	1,229,551	0	640,629	394,235	194,687
Design	Candlestick Point Pipeline							
	CUWAW2AW31	Soft Costs	0	0	0	0	0	0
		Construction	1,000,000	1,000,000	0	0	373,096	626,904
		Project Contingency						0
		Subtotal	1,000,000	1,000,000	0	0	373,096	626,904
Design	19th Avenue Pipeline							
	CUWAW2AW32	Soft Costs	662,000	371,115	0	19,758	0	351,357
		Construction	1,838,000		0			0
		Project Contingency						0
		Subtotal	2,500,000	371,115	0	19,758	0	351,357
Design	Irving St Pipeline							
	CUWAW2AW33	Soft Costs	1,456,000	337,600	0	29,816	0	307,784
		Construction	4,044,000		0			0
		Project Contingency						0
		Subtotal	5,500,000	337,600	0	29,816	0	307,784
Planning	Clarendon Supply (ESER 2014 Partial Funding)							
	CUWAW2AW29	Soft Costs	1,000,000					0
		Construction	0					0
		Project Contingency						0
		Subtotal	1,000,000	0	0	0	0	0
Planning	Ashbury Bypass Pipeline							
	CUWAW2AW34	Soft Costs	50,000					0
		Construction						0
		Project Contingency						0
		Subtotal	50,000	0	0	0	0	0

**Earthquake Safety and
Emergency Response Bond Program 2014**

**Accountability Report
November 16, 2015**


Earthquake Safety & Emergency Response Bond Program ESER 2014 Program Budget Report - Expenditures as of 09/30/15								
Status	Project	Category	Baseline Budget	Appropriated	Reserve	Expended	FAMIS Encumbrance	Balance
EMERGENCY FIREFIGHTING WATER SYSTEM								
Planning	Columbus Avenue Pipeline CUWAW2AW35	Soft Costs	50,000					0
		Construction						0
		Project Contingency						0
		Subtotal	50,000	0	0	0	0	0
Planning	Lake Merced Flexible System CUWAW2AW36	Soft Costs	1,000,000					0
		Construction						0
		Project Contingency						0
		Subtotal	1,000,000	0	0	0	0	0
Planning	McLaren Tank Flexible System CUWAW2AW37	Soft Costs	1,000,000					0
		Construction						0
		Project Contingency						0
		Subtotal	1,000,000	0	0	0	0	0
Planning	Sunset Reservoir Flexible System CUWAW2AW38	Soft Costs	1,000,000					0
		Construction						0
		Project Contingency						0
		Subtotal	1,000,000	0	0	0	0	0
Planning	University Mound East Pipeline CUWAW2AW39	Soft Costs	1,000,000					0
		Construction						0
		Project Contingency						0
		Subtotal	1,000,000	0	0	0	0	0
Program	CUWAW200	Soft Costs	5,670,750	16,279,734	0	10,403	48,125	16,221,206
		Construction	28,003,950	0	0			0
		Project Contingency	4,308,300	0				0
		Subtotal	37,983,000	16,279,734	0	10,403	48,125	16,221,206
AUXILIARY WATER SUPPLY SYSTEM (AWSS)								
		Soft Costs	15,073,750	18,268,000	0	700,606	442,360	17,125,034
		Construction	35,567,950	1,682,000	0	643,518	411,578	626,904
		Project Contingency	4,358,300	50,000	0	0	0	50,000
		Subtotal	55,000,000	20,000,000	0	1,344,124	853,938	17,801,938

Earthquake Safety & Emergency Response Bond Program ESER 2014 Program Budget Report - Expenditures as of 09/30/15								
Status	Project	Category	Baseline Budget	Appropriated	Reserve	Expended	FAMIS Encumbrance	Balance
ESER								
		Soft Costs	141,922,187	69,725,606		30,270,847	6,090,553	33,364,205
		Construction	219,969,201	21,231,046		3,233,225	746,084	17,251,737
		Project Contingency	32,243,612	8,536,656		0	0	8,536,656
		Subtotal	394,135,000	99,493,307	0	33,504,072	6,836,637	59,152,598
BOND OVERSIGHT/ACCOUNTABILITY			5,865,000	680,156		380,274	299,882	0
TOTAL ESER 2014 (CESER2)			400,000,000	100,173,463		33,884,346	7,136,519	59,152,598

*The baseline budget for NFS and PF have not yet been established. Once the portfolio of project presented to SFFD and SFPD have been accepted, the baseline budget will be established.

Earthquake Safety and Emergency Response Bond Program 2014

ATTACHMENT 2 – CONTACT INFORMATION

Contact	Title	Component	Telephone No.	Cell No.	E-mail
Charles Higuera	Program Manager	ESER 2010 & 2014	(415) 557-4646	(415) 307-7891	charles.higuera@sfdpw.org
Gabriella Judd-Cirelli	Project Manager	ESER 2010 & 2014 NFS	(415) 557-4707	(415) 279-4395	gabriella.cirelli@sfdpw.org
Samuel Chui	Project Manager	ESER 2010 PSB & ESER TC/FSD	(415) 558-4082	(415) 272-8293	samuel.chui@sfdpw.org
Magdalena Ryor	Project Manager	ESER 2014 OCME	(415) 557-4659	(415) 602-0930	magdalena.ryor@sfdpw.org
Lisa Zhuo	Project Manager	ESER 2014 PF	(415) 557-4699		lisa.zhuo@sfdpw.org
Stuart A Schunck	Project Manager	ESER 2014 NFS Focused Scope	(415) 557-4679		stuart.schunck@sfdpw.org
Michelle Lee	Project Mgr. Asst.	ESER 2010 & 2014 NFS Focused Scope	(415) 557-4718		michelle.lee@sfdpw.org
Jim Buker	Senior Architect		(415) 557-4758	(415) 225-9481	jim.buker@sfdpw.org
Sean O'Brien	Project Mgr. Asst.	ESER 2010 & 2014 NFS	(415) 557-4694		sean.obrien@sfdpw.org
Marisa Fernandez	Financial Analyst	ESER 2010 & 2014	(415) 557-4653		marisa.fernandez@sfdpw.org
Carlos Colón	Financial Analyst	ESER 2010 PSB & ESER 2014 TC/FSD, OCME	(415) 557-4655		carlos.colon@sfdpw.org
Kelly Griffin	Financial Analyst	ESER 2014 PF	(415) 557-4667		kelly.griffin@sfdpw.org
 San Francisco Water Power Sewer <small>Services of the San Francisco Public Utilities Commission</small>					
Public Utilities Commission					
525 Golden Gate Avenue, 9 th Floor San Francisco, CA 94102					
Contact					
David Myerson	Project Manager	ESER 2010 & ESER 2014	(415) 934-5710	(415) 500-5449	dmyerson@sfdpw.org