

CITY AND COUNTY OF SAN FRANCISCO

SALARY ORDINANCE

AS OF JULY 13, 2016



File No. 160629

Ordinance No. 146-16

**FISCAL YEAR ENDING JUNE 30, 2017 and
FISCAL YEAR ENDING JUNE 30, 2018**

SALARY ORDINANCE

Fiscal Years 2016-2017 and 2017-2018

Certain pay rates included in this document may not reflect FY 2016-17 or FY 2017-18 year-end rates due to negotiated wage settlements and arbitration awards that have not received final legislative action. If you have a question regarding a rate of pay for a specific classification, please consult the Department of Human Resources Compensation Manual online at www.sfgov.org/dhr or contact the Department of Human Resources' Compensation Program at (415) 557-4990.

TABLE OF CONTENTS

| <u>Department</u> | <u>Page</u> |
|---|-------------|
| Administrative Provisions | A-1 |
| Explanation of Symbols | A-9 |
| AAM Asian Art Museum | 1 |
| ADM General Services Agency - City Administrator | 2 |
| ADP Adult Probation | 14 |
| AIR Airport Commission | 17 |
| ART Arts Commission | 30 |
| ASR Assessor / Recorder | 33 |
| BOS Board of Supervisors | 37 |
| CAT City Attorney | 39 |
| CFC Children and Families Commission | 41 |
| CHF Children, Youth & Their Families | 42 |
| CON Controller | 44 |
| CPC City Planning | 49 |
| CSC Civil Service Commission | 54 |
| CSS Child Support Services | 55 |
| DAT District Attorney | 56 |
| DBI Building Inspection | 60 |
| DPH Public Health | 64 |
| DPW General Services Agency - Public Works | 109 |
| DSS Human Services Agency | 122 |
| ECD Emergency Management | 134 |
| ECN Economic & Workforce Development | 137 |
| ENV Environment | 141 |
| ETH Ethics Commission | 147 |
| FAM Fine Arts Museums | 148 |
| FIR Fire | 149 |
| HOM Homelessness and Supportive Housing | 154 |
| HRC Human Rights Commission | 157 |

| <u>Department</u> | | <u>Page</u> |
|--------------------------|--------------------------------------|--------------------|
| HRD | Human Resources | 158 |
| HSS | Health Service System | 162 |
| JUV | Juvenile Probation | 164 |
| LIB | Public Library | 168 |
| LLB | Law Library | 174 |
| MTA | Municipal Transportation Agency | 175 |
| MYR | Mayor | 194 |
| PAB | Board of Appeals | 198 |
| PDR | Public Defender | 199 |
| POL | Police | 201 |
| PRT | Port | 207 |
| PUC | Public Utilities Commission | 213 |
| REC | Recreation and Park | 236 |
| REG | Elections | 245 |
| RET | Retirement System | 246 |
| RNT | Rent Arbitration Board | 248 |
| SCI | Academy of Sciences | 249 |
| SHF | Sheriff | 250 |
| TIS | General Services Agency - Technology | 255 |
| TTX | Treasurer / Tax Collector | 260 |
| WAR | War Memorial | 266 |
| WOM | Status of Women | 267 |
| Appendix | | APP-1 |
| Notes | | N-1 |

FISCAL YEARS 2016-2017 and 2017-18

AN ORDINANCE ENUMERATING POSITIONS IN THE ANNUAL BUDGET AND APPROPRIATION ORDINANCE FOR THE FISCAL YEAR ENDING JUNE 30, 2017, AND JUNE 30, 2018 CONTINUING, CREATING OR ESTABLISHING THESE POSITIONS; ENUMERATING AND INCLUDING THEREIN ALL POSITIONS CREATED BY CHARTER OR STATE LAW FOR WHICH COMPENSATIONS ARE PAID FROM CITY AND COUNTY FUNDS AND APPROPRIATED IN THE ANNUAL APPROPRIATION ORDINANCE; AUTHORIZING APPOINTMENTS OR CONTINUATION OF APPOINTMENTS THERETO; SPECIFYING AND FIXING THE COMPENSATIONS AND WORK SCHEDULES THEREOF; AND AUTHORIZING APPOINTMENTS TO TEMPORARY POSITIONS AND FIXING COMPENSATIONS THEREFORE.

BE IT ORDAINED BY THE PEOPLE OF THE CITY AND COUNTY OF SAN FRANCISCO.

SECTION 1. ESTABLISHMENT, CREATION AND CONTINUATION OF POSITIONS.

In accordance with the provisions of the Administrative Code, the positions hereinafter enumerated under the respective departments are hereby created, established or continued for the fiscal year ending June 30, 2017. Positions created or authorized by Charter or State law, compensations for which are paid from City and County funds and appropriated in the Annual Appropriation Ordinance, are enumerated and included herein.

The word position or positions as used in the ordinance shall be construed to include office or offices, and the word employee or employees shall be construed to include officer or officers. The terms requisition and "request to fill" are intended to be synonymous and shall be construed to mean a position authorization that is required by the Charter.

Section 1.1. APPOINTMENTS AND VACANCIES - PERMANENT POSITIONS.

Section 1.1A. Appointing officers as specified in the Charter are hereby authorized, subject to the provisions of this ordinance, to make or continue appointments as needed during the fiscal year to permanent positions enumerated in their respective sections of this ordinance. Such appointments shall be made in accordance with the provisions of the Charter. Appointing officers shall not make an appointment to a vacancy in a permanent position until the request to fill for such service is approved by the Controller. Provided further, that if the Mayor declares an intent to approve requests to fill due to unanticipated financial reasons, appointing officers shall not make an appointment to a vacancy in a permanent position until the request to fill for such service is approved by the Mayor. Provided further, that if changes occur to the classification, compensation, or duties of a permanent position, appointing officers shall not make an appointment to a vacancy in such position until the request to fill for such service is approved by the Human Resources Department. Provided further, that in order to prevent the stoppage of essential services, the Human Resources Director may authorize an emergency appointment pending approval or disapproval of a request to fill, if funds are available to pay the compensation of such emergency appointee.

Provided that if the proposed employment is for inter-departmental service, the Controller shall approve as to conformity with the following inter-departmental procedure. Appointing officers shall not authorize or permit employees to work in inter-departmental service unless the following provisions are complied with. The

Annual Salary Ordinance Fiscal Years 2016-2017 and 2017-18

payment of compensation for the employment of persons in inter-departmental service shall be within the limit of the funds made available by certified inter-departmental work orders and such compensation shall be distributed to the inter-departmental work orders against which they constitute proper detailed charges.

A. In the event the appointing officer is unable to employ a qualified person to cover the work schedule of a position herein established or authorized, the appointing officer, subject to the provisions of this ordinance and the appropriation ordinance and with the approval of the Human Resources Department, may at his/her discretion employ more than one person on a lesser work schedule but the combined salaries shall not exceed the compensation appropriated for the position, or may appoint one person on a combined work schedule but subject to the limitation of the appropriation and the compensation schedule for the position and without amendment to this ordinance.

B. Where a vacancy exists in a position the Human Resources Director, may and is hereby authorized to approve a temporary (diverted) request to fill in a different class, provided that the Controller certifies that funds are available to fill said vacancy on this basis, and provided that no action taken as a result of the application of this section will affect the classification of the position concerned as established in the budget and annual salary ordinance.

An appointing officer, subject to the provisions of this ordinance, the Annual Appropriation Ordinance, the Controller's certification of funds and Civil Service certification procedures may employ more than one person on a combined work schedule not to exceed the permanent full-time equivalent, or may combine the appropriations for more than one permanent part-time position in order to create a single full-time equivalent position limited to classifications of positions herein established or authorized and their respective compensation schedules. Such changes shall be reported to the Human Resources Department and the Controller's office. No full-time equivalent position which is occupied by an employee shall be reduced in hours without the voluntary consent of the employee, if any, holding that position. However, the combined salaries for part-time positions created shall not exceed the compensation appropriated for the full-time position, nor will the salary of a single full-time position created exceed the compensation appropriated for part-time positions. Each permanent part-time employee would receive the same benefits as existing permanent part-time employees. The funding of additional fringe benefit costs subject to availability of funds will be from any legally available funds.

Section 1.1B. With the exception indicated in F, the Human Resources Director is solely authorized to administratively amend this ordinance as follows:

A. To change the classification of a position provided that the rate of pay is the same or less and the services are in the same functional area.

B. To adjust the compensation of a position pursuant to a ratified Memorandum of Understanding or ordinance of the Board of Supervisors.

C. To adjust the compensation of a position when the rate of pay for that position has been approved by the Board of Supervisors in a ratified Memorandum of Understanding or ordinance.

Annual Salary Ordinance Fiscal Years 2016-2017 and 2017-18

- D. To adjust the compensation of a position pursuant to a Memorandum of Understanding ratified by the Board of Supervisors with a recognized employee bargaining group.
- E. To amend the ordinance to reflect the initial rates of compensation for a newly established classification, excluding classes covered under Administrative Code, Chapter 2A, Article IV, Section 2A.76 and Article V, Section 2A.90.
- F. To allow movement between police classes, provided that the total authorized positions allocated to each rank is not increased.
- G. The Human Resources Director and Department Heads are authorized to implement interest arbitration awards which become effective in accordance with Section 10.4 of the Annual Appropriations Ordinance.
- H. The Human Resources Director may issue appointments to Class 1229 Special Examiner at any hourly rate of the established salary range. Said appointments shall be considered temporary exempt in accordance with Charter Section 10.104(18). The minimum/maximum hourly range effective July 1, 2016 is \$55.0375-\$81.7750
- I. The Human Resources Director is authorized to adjust specific allocations within the Management Classification and Compensation Plan (MCCP) and/or to correct clerical errors in the MCCP resulting from the immediate implementation of the MCCP, provided that the rate of pay is the same or less.
- J. Consistent with the Annual Appropriations Ordinance Section 10.2, Professional Service Contracts, the Human Resources Director is authorized to add positions funded in accordance with that section. Consistent with Annual Appropriations Ordinance Section 26 on work order appropriations, the Human Resources Director is authorized to add positions funded by work orders in accordance with that section.
- K. Upon the implementation of the City's new human resources management system, the Human Resources Director, in consultation with the Controller, is authorized to adjust the Annual Salary Ordinance to reconcile the difference between the authorized positions already approved in the current human resources system with the actual positions employed by City Departments and delineated in the Annual Salary Ordinance.

The Controller, the Clerk of the Board, the Mayor's Office and the affected department(s) shall be immediately notified.

Section 1.1C. Provided further, that if requests to fill for vacant permanent positions issued by departments where the Appointing Officers are elected officials enumerated in Article II and Section 6.100 of the Charter (the Board of Supervisors, Assessor-Recorder, City Attorney, District Attorney, Public Defender, Sheriff and Treasurer) are approved by the Controller and are not approved or rejected by the Mayor and the Department of Human Resources within 15 working days of submission, the requests to fill shall be deemed approved. If such requests to fill are rejected by the Mayor and/or the Department of Human Resources, the Appointing Officers listed above may appeal that rejection in a hearing before the Budget Committee of

Annual Salary Ordinance Fiscal Years 2016-2017 and 2017-18

the Board of Supervisors, who may then grant approval of said requests to fill.

Section 1.1D. The Human Resources Director is authorized to make permanent exempt appointments for a period of up to 6 months to permit simultaneous employment of an existing City employee who is expected to depart City employment and a person who is expected to be appointed to the permanent position previously held by the departing employee when such an appointment is necessary to ensure implementation of successful succession plans and to facilitate the transfer of mission-critical knowledge within City departments.

Section 1.1E. The Human Resources Director, with concurrence of the Controller, is authorized to adjust the Annual Salary Ordinance to reflect the conversion of temporary positions to a permanent position(s) (1) when sufficient funding is available and (2) to maintain services when elimination of temporary positions is consistent with the terms of City labor agreements.

Section 1.2. APPOINTMENTS-TEMPORARY POSITIONS.

Temporary appointments to positions defined by Charter Section 10.104(16) as seasonal or temporary positions may be made by the respective appointing officers in excess of the number of permanent positions herein established or enumerated and such other temporary services as required at rates not in excess of salary schedules if funds have been appropriated and are available for such temporary service. Such appointments shall be limited in duration to no more than 1040 hours in any fiscal year. No appointment to such temporary or seasonal position shall be made until the Controller has certified the availability of funds, and the request to fill for such service is approved by the Controller and the Human Resources Department. Provided further that in order to prevent the stoppage of essential services, the Human Resources Director may authorize an emergency appointment pending approval or disapproval of the request to fill, if funds are available to pay the compensation of such emergency appointee. No such appointment shall continue beyond the period for which the Controller has certified the availability of funds. Provided that if the proposed employment is for inter-departmental service, the Controller shall approve as to conformity with the following inter-departmental procedure. Appointing officers shall not authorize or permit employees to work in inter-departmental service unless the following provisions are complied with. The payment of compensation for the employment of persons in inter-departmental service shall be within the limit of the funds made available by certified inter-departmental work orders and such compensation shall be distributed to the inter-departmental work orders against which they constitute proper detailed charges.

Section 1.2A. Temporary Assignment, Different Department. When the needs and the best interests of the City and County of San Francisco require, appointing officers are authorized to arrange among themselves the assignment of personnel from one department to another department on a temporary basis. Such temporary assignments shall not be treated as transfers, and may be used for the alleviation of temporary seasonal peak-load situations, the completion of specific projects, temporary transitional work programs to return injured employees to work, or other circumstances in which employees from one department can be effectively used on a temporary basis in another department. All such temporary assignments between departments shall be reviewed by the Human Resources Department.

Section 1.3. EXCEPTIONS TO NORMAL WORK SCHEDULES FOR WHICH NO EXTRA COMPENSATION IS AUTHORIZED.

Annual Salary Ordinance Fiscal Years 2016-2017 and 2017-18

Occupants of the position specified by symbol -Z- shall work such hours as may be necessary for the full and proper performance of their duties and shall receive no additional compensation for work on holidays or in excess of eight hours per day for five days per week, but may be granted compensatory time off under the provisions of ratified applicable Memorandum of Understanding or ordinance. Provided that, subject to the fiscal provisions of the Charter and the availability of funds, the provisions of this section may be suspended to allow overtime payment, pursuant to approval of the Director of Human Resources. Overtime payments shall be limited to extraordinary circumstances which cannot be anticipated or provided through normal scheduling and assignment of available personnel. Further, such payment shall be limited to only those circumstances which are consistently applied to all personnel in a class, regardless of department.

Section 1.3A. Work Performed Under Contract And Compensation Therefore. In the execution and performance of any contract awarded to a city department under the provisions of Charter Section A7.204 and the Administrative Code, the rates fixed herein shall not apply to employments engaged therein, and in lieu thereof not less than the highest general prevailing rate of wages in private employment for similar work, as fixed by a resolution of the Board of Supervisors and in effect at the time of the award of said contract, shall be paid to employees performing work under such contract.

Section 1.3B. Charges and Deductions for Maintenance. The compensations fixed herein for all employees whose compensations are subject to the provisions of Charter Section A8.400 and including also those engaged in construction work outside the City and County of San Francisco, are gross compensations and include the valuation of maintenance provided such employees. Charges and deductions therefore for any and all maintenance furnished and accepted by employees shall be made and indicated on time rolls and payrolls in accordance with the following schedule of charges. Provided, however, that no charge shall be made for meals furnished cooks, bakers, waiters, waitresses, and other kitchen workers while on duty, and that the City shall provide breakfast, dinner, and midnight meals to interns and residents when they are working in the hospital, and shall provide weekend lunches to interns and residents when they are working weekends on call (the Department may require such interns and residents to provide proof of eligibility for such meals upon request), and provided further that employees of the Hetch Hetchy Project and Camp Mather who are temporarily assigned to perform duties for a period in excess of a normal work day away from the headquarters to which the employees are normally and permanently assigned, shall not be charged for board and lodging at the Headquarters to which they are temporarily assigned.

1. MEALS:

- A. Hetch Hetchy Boarding House
(Except O'Shaughnessy guest cottage)
 - Breakfast, per meal \$ 5.00
 - Lunch, per meal \$ 10.00
 - Dinner, per meal \$ 20.00

- B. O'Shaughnessy guest cottage
 - Cottage #1 \$ 50.00
 - Cottage #2 \$ 30.00

Annual Salary Ordinance Fiscal Years 2016-2017 and 2017-18

| | |
|---------------------|----------|
| Room, bunk house | \$ 20.00 |
| Breakfast, per meal | \$ 10.00 |
| Lunch, per meal | \$ 18.00 |
| Dinner, per meal | \$ 25.00 |

| | |
|--------------------------------------|---------|
| C. Department of Public Health | |
| Laguna Honda Hospital | |
| Per meal | \$ 6.50 |
| San Francisco General Hospital | |
| Per meal | \$ 6.00 |
| D. Juvenile Court | |
| All institution, per meal | \$ 4.50 |
| E. Recreation and Park - Camp Mather | |
| per meal | \$ 8.25 |
| F. Sheriff | |
| SFGH Ward 7D, average | \$ 6.00 |
| All Jails, all meals | \$ 1.00 |

2. LAUNDRY:

| | |
|---|---------|
| San Francisco General Hospital (With the exception of the free laundering of uniforms for interns, residents, nurses, kitchen helpers and other employees.) | |
| Per pound | \$ 0.60 |

3. ROOM:

| | |
|---|----------|
| San Francisco General Hospital (With the exception of free rooms furnished to interns and residents.) | |
| Per bi-weekly pay period | \$190.00 |
| Per person per night | \$ 27.00 |
| Monthly | \$416.00 |

4. HOUSE OR APARTMENT:

Unless otherwise specified, lodging for all facilities except Hetch Hetchy Project, an amount set in accordance with the recommendation of the Director of Property on the request of the Department Head and approved by the Controller, or as provided in ratified collective bargaining agreement.

Note: Sales of meals by employers to employees are subject to state sales tax. The meal cost figures and 2016-2017 annual salary ordinance rates stated in the schedules do not include any provisions for state sales tax payable by the City and County to the State.

SECTION 2. COMPENSATION PROVISIONS.

Section 2.1. PUC EMPLOYEES ASSIGNED TO HETCH HETCHY AND RECREATION AND PARK EMPLOYEES PERMANENTLY ASSIGNED TO CAMP MATHER.

The Public Utilities Commission and Recreation and Park Department will pay a stipend of \$191.14 per month to employees residing in designated zip code areas enrolled in the Health Services System with employee plus two or more dependents where HMOs are not available and such employees are limited to enrollment to the City Plan I. The Public Utilities Commission will pay a stipend of \$66.79 per month to employees residing in designated zip code areas enrolled in the Health Services System with employee plus one dependent where HMOs are not available and such employees are limited to enrollment to City Plan I. The City reserves the right to either reimburse the affected employees or provide an equivalent amount directly to the Health Services System. These rates were effective January 1, 2016.

Section 2.2. MOVING EXPENSES.

Where needed to recruit employees to fill positions that are listed under San Francisco Charter Section 10.104(5), (6), and (7), an appointing authority may authorize the expenditure of pre-offer recruitment expenses, such as interview travel expenses, and reimbursement of post-offer expenses, such as moving, lodging/temporary housing and other relocation costs, not to exceed \$20,000. Reimbursement will be made for actual expenses documented by receipts. Payments under this section are subject to approval by the Controller and the Human Resources Director. This amount shall be indexed to the growth rate in the Consumer Price Index – All Urban Consumers (CPI-U), as reported by the Bureau of Labor Statistics for the San Francisco Metropolitan Statistical Area from February to February of the preceding fiscal year.

Section 2.3. SUPPLEMENTATION OF MILITARY PAY.

A. In accordance with Charter Section A8.400 (h) and in addition to the benefits provided pursuant to Section 395.01 and 395.02 of the California Military and Veterans Code and the Civil Service Rules, any City officer or employee who is a member of the reserve corps of the United States Armed Forces, National Guard or other uniformed service organization of the United States and is called into active military service on or after September 11th, 2001 in response to the September 11th, 2001 terrorist attacks, international terrorism, conflict in Iraq or related extraordinary circumstances shall have the benefits provided for in subdivision (B).

B. Any officer or employee to whom subdivision (A) applies, while on military leave shall receive from the City, as of the effective date of this ordinance, the following supplement to their military pay and benefits:

1. The difference between the amount of the individual's gross military pay and the amount of gross pay the individual would have received as a city officer or employee, had the officer or employee worked his or her normal work schedule.

Annual Salary Ordinance Fiscal Years 2016-2017 and 2017-18

2. Retirement service credit consistent with Section A8.520 of the Charter. The City shall pay the full employee contributions required by the Charter to the extent employer paid employee contributions are required under the memorandum of understanding covering the employee.

3. All other benefits to which the individual would have been entitled had the individual not been called to active duty, except as limited under state law or the Charter.

C. As set forth in Charter Section A8.400 (h), this section shall be subject to the following limitations and conditions:

1. The individual must have been called into active service for a period greater than 30 consecutive days.

2. The purpose for such call to active service shall have been to respond to the September 11th, 2001 terrorist attacks, international terrorism, conflict in Iraq or related extraordinary circumstances and shall not include scheduled training, drills, unit training assemblies or similar events.

3. The amounts authorized pursuant to this ordinance shall be offset by amounts required to be paid pursuant to any other law in order that there be no double payments.

4. Any individual receiving compensation pursuant to this ordinance shall execute an agreement providing that if the individual does not return to City service within 60 days of release from active duty (or if the individual is not fit for employment at that time, within 60 days of a determination that the employee is fit for employment), then that compensation described in Sections (B)(1) through (B)(3) shall be treated as a loan payable with interest at a rate equal to the greater of (i) the rate received for the concurrent period by the Treasurer's Pooled Cash Account or (ii) the minimum amount necessary to avoid imputed income under the Internal Revenue Code of 1986, as amended from time to time, and any successor statute. Such loan shall be payable in equal monthly installments over a period not to exceed 5 years, commencing 90 days after the individual's release from active service or return to fitness for employment, as the case may be.

5. This section shall not apply to any active duty served voluntarily after the time that the individual is called to active service.

Section 2.4 COMPENSATION OF CITY EMPLOYEES DURING SERVICE ON CHARTER-MANDATED BOARDS AND COMMISSIONS, OR BOARDS, COMMISSIONS AND COMMITTEES CREATED BY INITIATIVE ORDINANCE.

A. City employees serving on Charter-mandated Boards and Commissions, or Boards, Commissions and Committees created by initiative ordinance shall not be compensated for the number of hours each pay period spent in service of these Boards and Commissions, based on a 40-hour per week compensation assumption.

B. City employees covered by this provision shall submit to the Controller each pay period a detailed description of the time spent in service, including attending meetings, preparing for meetings, meeting with interested stakeholders or industry, and writing or responding to correspondence. There is a rebuttable presumption that such employees spend .25 of their time in service of these duties. This information shall be made publicly available pursuant to the Sunshine Ordinance.

Annual Salary Ordinance Fiscal Years 2016-2017 and 2017-18

C. This provision shall not apply to City employees whose service is specified in the Charter or by initiative ordinance, nor shall it apply to City employees serving on interdepartmental or other working groups created by initiative of the Mayor or Board of Supervisors, nor shall it apply to City employees who serve on the Health Service Board or Retirement Board.

Section 2.5 COMPENSATION OF PLANNING COMMISSIONERS FOR ATTENDANCE AT PLANNING COMMISSION MEETINGS.

Each commissioner serving on the Planning Commission may receive full compensation for his or her attendance at each meeting of the commission, as enumerated and included herein, provided that the commissioner is present at the beginning of the first action item on the agenda for such meeting for which a vote is taken until the end of the public hearing on the last calendared item. A commissioner of the Planning Commission who attends a portion of a meeting of the Planning Commission, but does not qualify for full compensation, may receive one-quarter of the compensation available for his or her attendance at each meeting of the commission, as enumerated and included herein.

Section 2.6 COMPENSATION OF STIPEND FOR USE OF PERSONAL CELL PHONE.

In consultation with the Director of Human Resources, the Controller shall establish rules and parameters for the payment of monthly stipends to officers and employees who use their own cells phones to maintain continuous communication with their workplace, and who participate in a City-wide program that reduces costs of City-owned cell phones.

SECTION 3. EXPLANATION OF SYMBOLS.

The following symbols used in connection with the rates fixed herein have the significance and meaning indicated.

- B. Biweekly.
- C. Contract rate.
- D. Daily.
- E. Salary fixed by Charter.
- F. Salary fixed by State law.
- G. Salary adjusted pursuant to ratified Memorandum of Understanding.
- H. Hourly.
- I. Intermittent.
- J. Rate set forth in budget.
- K. Salary based on disability transfer.
- L. Salary paid by City and County and balance paid by State.
- M. Monthly.
- O. No funds provided.
- P. Premium rate.
- Q. At rate set under Charter Section A8.405 according to prior service.
- W. Weekly.
- Y. Yearly.

Annual Salary Ordinance 2016-2017 and 2017-2018

Budgeted Position Counts (FTE) by Department and Job Code

| Job Code | Title | Low | Type | High | 2016-2017 FTE | 2017-2018 FTE |
|-----------------------------|---|-------|------|-----------------------|------------------|------------------|
| AAM ASIAN ART MUSEUM | | | | | | |
| Program: | EEI ASIAN ARTS MUSEUM | | | | | |
| Subfund: | 1G AGF AAA GF-NON-PROJECT-CONTROLLED | | | | | |
| 0922 | Manager I | 3,661 | B | 4,672 | 2.00 | 2.00 |
| 0931 | Manager III | 4,238 | B | 5,408 | 1.00 | 1.00 |
| 0963 | Department Head III | 5,991 | B | 7,647 | 1.00 | 1.00 |
| 1452 | Executive Secretary II | 2,647 | B | 3,217 | 1.00 | 1.00 |
| 3518 | Associate Museum Conservator, Asian Art | 2,758 | B | 3,353 | 1.00 | 1.00 |
| 3524 | Principal Museum Preparator | 2,442 | B | 2,969 | 1.00 | 1.00 |
| 3525 | Chief Preparator | 2,685 | B | 3,263 | 1.00 | 1.00 |
| 3546 | Curator IV | 3,387 | B | 4,117 | 1.00 | 1.00 |
| 3558 | Senior Museum Registrar | 2,693 | B | 3,273 | 1.00 | 1.00 |
| 3633 | Librarian II- Asian Arts | 3,041 | B | 3,696 | 1.00 | 1.00 |
| 7205 | Chief Stationary Engineer | 4,256 | B | 4,256 | 1.00 | 1.00 |
| 7334 | Stationary Engineer | 3,355 | B | 3,355 | 5.00 | 5.00 |
| 7345 | Electrician | 3,162 | B | 3,844 | 1.00 | 1.00 |
| 8226 | Museum Guard | 2,048 | B | 2,490 | 31.75 | 31.75 |
| 8228 | Museum Security Supervisor | 2,281 | B | 2,772 | 3.00 | 3.00 |
| TEMPM | Temporary - Miscellaneous | 0.00 | B | 0.00 | 3.82 | 3.73 |
| | | | | SubFund Total: | 56.57 | 56.48 |
| Subfund: | 2S CRF RPD MUSEUMS ADMISSION FUND | | | | | |
| 3302 | Admission Attendant | 1,562 | B | 1,895 | 4.00 | 4.00 |
| TEMPM | Temporary - Miscellaneous | 0.00 | B | 0.00 | 0.16 | 0.16 |
| | | | | SubFund Total: | 4.16 | 4.16 |
| | | | | Program Total: | 60.73 | 60.64 |
| | AAM Department Total: | | | | 60.73 | 60.64 |

Annual Salary Ordinance 2016-2017 and 2017-2018

Budgeted Position Counts (FTE) by Department and Job Code

| Job Code | Title | Low | Type | High | 2016-2017 FTE | 2017-2018 FTE |
|---|---|----------------------------------|------|--------|------------------|------------------|
| ADM GENERAL SERVICES AGENCY - CITY ADMIN | | | | | | |
| Program: | ACA | COMMUNITY AMBASSADOR PROGRAM | | | | |
| Subfund: | 1G AGF AAP | GF-ANNUAL PROJECT | | | | |
| 9920 | Public Service Aide - Assistant To Profe | 1,491 | B | 1,491 | 4.00 | 4.00 |
| TEMPM | Temporary - Miscellaneous | 0.00 | B | 0.00 | 4.90 | 4.79 |
| SubFund Total: | | | | | 8.90 | 8.79 |
| Program Total: | | | | | 8.90 | 8.79 |
| Program: | AJU | JUSTIS PROJECT - CITY ADM OFFICE | | | | |
| Subfund: | 1G AGF ACP | GF-CONTINUING PROJECTS | | | | |
| 0941 | Manager VI | 5,269 | B | 6,725 | 1.00 | 1.00 |
| 1043 | IS Engineer-Senior | 4,177 | B | 5,252 | 1.00 | 1.00 |
| 1053 | IS Business Analyst-Senior | 3,520 | B | 4,428 | 1.00 | 1.00 |
| 1054 | IS Business Analyst-Principal | 4,076 | B | 5,126 | 3.00 | 3.00 |
| 1064 | IS Programmer Analyst-Principal | 3,714 | B | 4,673 | 1.00 | 1.00 |
| 1070 | IS Project Director | 4,493 | B | 5,651 | 1.00 | 1.00 |
| SubFund Total: | | | | | 8.00 | 8.00 |
| Program Total: | | | | | 8.00 | 8.00 |
| Program: | AME | COUNTY CLERK SERVICES | | | | |
| Subfund: | 1G AGF AAA | GF-NON-PROJECT-CONTROLLED | | | | |
| 0952 | Deputy Director II | 4,238 | B | 5,408 | 1.00 | 1.00 |
| 1408 | Principal Clerk | 2,407 | B | 2,926 | 2.00 | 2.00 |
| 1426 | Senior Clerk Typist | 2,004 | B | 2,435 | 1.00 | 1.00 |
| 1823 | Senior Administrative Analyst | 3,313 | B | 4,028 | 1.00 | 1.00 |
| 8106 | Legal Process Clerk | 1,909 | B | 2,319 | 5.00 | 5.00 |
| 8108 | Senior Legal Process Clerk | 2,094 | B | 2,545 | 6.00 | 6.00 |
| TEMPM | Temporary - Miscellaneous | 0.00 | B | 0.00 | 0.72 | 0.70 |
| SubFund Total: | | | | | 16.72 | 16.70 |
| Program Total: | | | | | 16.72 | 16.70 |
| Program: | ASG | MEDICAL EXAMINER | | | | |
| Subfund: | 1G AGF AAA | GF-NON-PROJECT-CONTROLLED | | | | |
| 0952 | Deputy Director II | 4,238 | B | 5,408 | 1.00 | 1.00 |
| 0965 | Department Head V | 8,559 | B | 10,924 | 1.00 | 1.00 |
| 1406 | Senior Clerk | 1,823 | B | 2,215 | 1.00 | 1.00 |
| 1452 | Executive Secretary II | 2,647 | B | 3,217 | 1.00 | 1.00 |
| 1823 | Senior Administrative Analyst | 3,313 | B | 4,028 | 1.00 | 1.00 |

Annual Salary Ordinance 2016-2017 and 2017-2018

Budgeted Position Counts (FTE) by Department and Job Code

| Job Code | Title | Low | Type | High | 2016-2017 FTE | 2017-2018 FTE |
|---|--------------------------------------|-------|------|-----------------------|------------------|------------------|
| ADM GENERAL SERVICES AGENCY - CITY ADMIN | | | | | | |
| Program: | ASG MEDICAL EXAMINER | | | | | |
| Subfund: | 1G AGF AAA GF-NON-PROJECT-CONTROLLED | | | | | |
| 2403 | Forensic Laboratory Technician | 2,685 | B | 3,263 | 2.00 | 2.00 |
| 2456 | Assistant Forensic Toxicologist I | 3,581 | B | 4,352 | 5.00 | 5.00 |
| 2457 | Assistant Forensic Toxicologist II | 4,570 | B | 5,556 | 1.00 | 1.00 |
| 2458 | Forensic Toxicologist | 6,321 | B | 7,682 | 1.00 | 1.00 |
| 2577 | Medical Examiner's Investigator I | 2,621 | B | 3,187 | 5.50 | 5.50 |
| 2578 | Medical Examiner's Investigator II | 3,189 | B | 3,873 | 10.54 | 11.00 |
| 2579 | Medical Examiner's Investigator III | 3,503 | B | 4,258 | 2.00 | 2.00 |
| 2598 | Assistant Medical Examiner | 7,832 | B | 11,023 | 4.00 | 4.00 |
| TEMPM | Temporary - Miscellaneous | 0.00 | B | 0.00 | 1.66 | 1.62 |
| | | | | SubFund Total: | 37.70 | 38.12 |
| | | | | Program Total: | 37.70 | 38.12 |
| Program: | AUA ANIMAL WELFARE | | | | | |
| Subfund: | 1G AGF AAA GF-NON-PROJECT-CONTROLLED | | | | | |
| 0923 | Manager II | 3,931 | B | 5,018 | 1.00 | 1.00 |
| 0951 | Deputy Director I | 3,661 | B | 4,672 | 1.00 | 1.00 |
| 0952 | Deputy Director II | 4,238 | B | 5,408 | 1.00 | 1.00 |
| 0962 | Department Head II | 5,636 | B | 7,193 | 1.00 | 1.00 |
| 1424 | Clerk Typist | 1,827 | B | 2,221 | 1.00 | 1.00 |
| 1434 | Shelter Service Representative | 1,814 | B | 2,314 | 7.54 | 8.00 |
| 1435 | Shelter Officer Supervisor | 2,110 | B | 2,564 | 1.00 | 1.00 |
| 1437 | Shelter Office Assistant Supervisor | 1,990 | B | 2,418 | 1.00 | 1.00 |
| 1452 | Executive Secretary II | 2,647 | B | 3,217 | 1.00 | 1.00 |
| 2292 | Shelter Veterinarian | 3,799 | B | 4,961 | 2.00 | 2.00 |
| 3370 | Animal Care Attendant | 1,814 | B | 2,314 | 13.00 | 13.00 |
| 3372 | Animal Control Officer | 2,009 | B | 2,564 | 13.00 | 13.00 |
| 3374 | Volunteer/Outreach Coordinator | 2,496 | B | 3,035 | 1.00 | 1.00 |
| 3375 | Animal Health Technician | 1,702 | B | 2,069 | 1.00 | 1.00 |
| 3376 | Animal Care Assistant Supervisor | 2,019 | B | 2,454 | 2.00 | 2.00 |
| 3378 | Field Services Assistant Supervisor | 2,069 | B | 2,514 | 1.00 | 1.00 |
| 7334 | Stationary Engineer | 3,355 | B | 3,355 | 1.00 | 1.00 |
| TEMPM | Temporary - Miscellaneous | 0.00 | B | 0.00 | 0.98 | 0.96 |
| | | | | SubFund Total: | 50.52 | 50.96 |
| | | | | Program Total: | 50.52 | 50.96 |

Annual Salary Ordinance 2016-2017 and 2017-2018

Budgeted Position Counts (FTE) by Department and Job Code

| Job Code | Title | Low | Type | High | 2016-2017 FTE | 2017-2018 FTE |
|---|----------------------------------|----------------------------------|------|-----------------------|------------------|------------------|
| ADM GENERAL SERVICES AGENCY - CITY ADMIN | | | | | | |
| Program: | BA8 | EARTHQUAKE SAFETY PROGRAM | | | | |
| Subfund: | 1G AGF ACP | GF-CONTINUING PROJECTS | | | | |
| 0932 | Manager IV | 4,551 | B | 5,809 | 1.00 | 1.00 |
| 0933 | Manager V | 4,905 | B | 6,260 | 1.00 | 1.00 |
| 1840 | Junior Management Assistant | 2,303 | B | 2,800 | 1.00 | 1.00 |
| 5278 | Planner II | 2,902 | B | 3,527 | 1.00 | 1.00 |
| | | | | SubFund Total: | 4.00 | 4.00 |
| | | | | Program Total: | 4.00 | 4.00 |
| Program: | BK6 | TREASURE ISLAND | | | | |
| Subfund: | 1G AGF WOF | GENERAL FUND WORK ORDER FUND | | | | |
| 0933 | Manager V | 4,905 | B | 6,260 | 1.00 | 1.00 |
| 0943 | Manager VIII | 6,387 | B | 8,152 | 1.00 | 1.00 |
| 0953 | Deputy Director III | 5,269 | B | 6,725 | 1.00 | 1.00 |
| 1820 | Junior Administrative Analyst | 2,161 | B | 2,627 | 1.00 | 1.00 |
| 1823 | Senior Administrative Analyst | 3,313 | B | 4,028 | 4.00 | 4.00 |
| 1824 | Principal Administrative Analyst | 3,836 | B | 4,662 | 1.00 | 1.00 |
| 1840 | Junior Management Assistant | 2,303 | B | 2,800 | 1.00 | 1.00 |
| 4140 | Real Property Manager | 3,418 | B | 4,155 | 1.00 | 1.00 |
| 4143 | Principal Real Property Officer | 4,581 | B | 5,569 | 1.00 | 1.00 |
| TEMPM | Temporary - Miscellaneous | 0.00 | B | 0.00 | 0.16 | 0.16 |
| | | | | SubFund Total: | 12.16 | 12.16 |
| | | | | Program Total: | 12.16 | 12.16 |
| Program: | CRD | COMMUNITY REDEVELOPMENT | | | | |
| Subfund: | 1G AGF AAA | GF-NON-PROJECT-CONTROLLED | | | | |
| 0953 | Deputy Director III | 5,269 | B | 6,725 | 1.00 | 1.00 |
| O035 | Management Assistant II (OCII) | 2,616 | B | 3,180 | 2.00 | 2.00 |
| O535 | DvlpmntServicesManager (OCII) | 4,779 | B | 5,811 | 1.00 | 1.00 |
| O695 | Accountant III (OCII) | 3,188 | B | 3,875 | 1.00 | 1.00 |
| O775 | Accountant II (OCII) | 2,637 | B | 3,206 | 1.00 | 1.00 |
| O970 | Accounting Supervisor (OCII) | 4,456 | B | 5,416 | 1.00 | 1.00 |
| O990 | Assistant Prjct Manager (OCII) | 3,838 | B | 4,666 | 2.00 | 2.00 |
| | | | | SubFund Total: | 9.00 | 9.00 |
| | | | | Program Total: | 9.00 | 9.00 |
| Program: | EIJ | TOURISM EVENTS | | | | |
| Subfund: | 2S CFF ANP | CONV FAC FD-OPERATING-NONPROJECT | | | | |

Annual Salary Ordinance 2016-2017 and 2017-2018

Budgeted Position Counts (FTE) by Department and Job Code

| Job Code | Title | Low | Type | High | 2016-2017 FTE | 2017-2018 FTE |
|---|---|-------------------------------------|------|----------------|------------------|------------------|
| ADM GENERAL SERVICES AGENCY - CITY ADMIN | | | | | | |
| Program: | EIJ | TOURISM EVENTS | | | | |
| Subfund: | 2S CFF ANP | CONV FAC FD-OPERATING-NONPROJECT | | | | |
| 0922 | Manager I | 3,661 | B | 4,672 | 1.00 | 1.00 |
| 0962 | Department Head II | 5,636 | B | 7,193 | 1.00 | 1.00 |
| 1823 | Senior Administrative Analyst | 3,313 | B | 4,028 | 1.00 | 1.00 |
| 1842 | Management Assistant | 2,614 | B | 3,178 | 1.00 | 1.00 |
| | | | | SubFund Total: | 4.00 | 4.00 |
| | | | | Program Total: | 4.00 | 4.00 |
| Program: | FAC | CITY ADMINISTRATOR - ADMINISTRATION | | | | |
| Subfund: | 1G AGF AAA | GF-NON-PROJECT-CONTROLLED | | | | |
| 0922 | Manager I | 3,661 | B | 4,672 | 1.00 | 1.00 |
| 0923 | Manager II | 3,931 | B | 5,018 | 1.00 | 1.00 |
| 0931 | Manager III | 4,238 | B | 5,408 | 3.77 | 4.00 |
| 0932 | Manager IV | 4,551 | B | 5,809 | 3.00 | 3.00 |
| 0933 | Manager V | 4,905 | B | 6,260 | 1.00 | 1.00 |
| 0941 | Manager VI | 5,269 | B | 6,725 | 1.00 | 1.00 |
| 0953 | Deputy Director III | 5,269 | B | 6,725 | 3.00 | 3.00 |
| 0954 | Deputy Director IV | 5,991 | B | 7,647 | 1.00 | 1.00 |
| 0965 | Department Head V | 8,559 | B | 10,924 | 1.00 | 1.00 |
| 1042 | IS Engineer-Journey | 3,768 | B | 4,740 | 1.00 | 1.00 |
| 1044 | IS Engineer-Principal | 4,493 | B | 5,651 | 1.00 | 1.00 |
| 1053 | IS Business Analyst-Senior | 3,520 | B | 4,428 | 1.00 | 1.00 |
| 1054 | IS Business Analyst-Principal | 4,076 | B | 5,126 | 2.00 | 2.00 |
| 1093 | IT Operations Support Administrator III | 2,847 | B | 3,460 | 2.00 | 2.00 |
| 1204 | Senior Personnel Clerk | 2,264 | B | 2,752 | 1.00 | 1.00 |
| 1218 | Payroll Supervisor | 3,162 | B | 3,844 | 1.00 | 1.00 |
| 1220 | Payroll Clerk | 2,247 | B | 2,732 | 3.00 | 3.00 |
| 1222 | Senior Payroll And Personnel Clerk | 2,466 | B | 2,997 | 6.00 | 6.00 |
| 1224 | Principal Payroll And Personnel Clerk | 2,719 | B | 3,304 | 1.00 | 1.00 |
| 1226 | Chief Payroll And Personnel Clerk | 2,868 | B | 3,486 | 1.00 | 1.00 |
| 1232 | Training Officer | 2,989 | B | 3,633 | 2.00 | 2.00 |
| 1241 | Personnel Analyst | 2,449 | B | 3,604 | 4.00 | 4.00 |
| 1244 | Senior Personnel Analyst | 3,460 | B | 4,206 | 14.00 | 14.00 |
| 1426 | Senior Clerk Typist | 2,004 | B | 2,435 | 1.00 | 1.00 |

Annual Salary Ordinance 2016-2017 and 2017-2018

Budgeted Position Counts (FTE) by Department and Job Code

| Job Code | Title | Low | Type | High | 2016-2017 FTE | 2017-2018 FTE |
|---|----------------------------------|-------------------------------------|------|-------|------------------|------------------|
| ADM GENERAL SERVICES AGENCY - CITY ADMIN | | | | | | |
| Program: | FAC | CITY ADMINISTRATOR - ADMINISTRATION | | | | |
| Subfund: | 1G AGF AAA | GF-NON-PROJECT-CONTROLLED | | | | |
| 1450 | Executive Secretary I | 2,407 | B | 2,926 | 1.00 | 1.00 |
| 1632 | Senior Account Clerk | 2,183 | B | 2,654 | 1.00 | 1.00 |
| 1652 | Accountant II | 2,632 | B | 3,199 | 2.00 | 2.00 |
| 1654 | Accountant III | 3,189 | B | 3,873 | 2.00 | 2.00 |
| 1708 | Senior Telephone Operator | 1,923 | B | 2,337 | 1.00 | 1.00 |
| 1822 | Administrative Analyst | 2,841 | B | 3,453 | 1.77 | 2.00 |
| 1823 | Senior Administrative Analyst | 3,313 | B | 4,028 | 1.00 | 1.00 |
| 1824 | Principal Administrative Analyst | 3,836 | B | 4,662 | 2.00 | 2.00 |
| 1840 | Junior Management Assistant | 2,303 | B | 2,800 | 2.00 | 2.00 |
| 5177 | Safety Officer | 4,246 | B | 5,161 | 1.00 | 1.00 |
| 6130 | Safety Analyst | 3,851 | B | 4,681 | 1.00 | 1.00 |
| 6138 | Industrial Hygienist | 3,851 | B | 4,681 | 1.00 | 1.00 |
| 6139 | Senior Industrial Hygienist | 4,246 | B | 5,161 | 2.00 | 2.00 |
| 9772 | Community Development Specialist | 2,693 | B | 3,273 | 1.00 | 1.00 |
| TEMPM | Temporary - Miscellaneous | 0.00 | B | 0.00 | 2.64 | 2.27 |
| SubFund Total: | | | | | 79.18 | 79.27 |
| Program Total: | | | | | 79.18 | 79.27 |
| Program: | FAU | CAPITAL ASSET PLANNING | | | | |
| Subfund: | 1G AGF ACP | GF-CONTINUING PROJECTS | | | | |
| 0931 | Manager III | 4,238 | B | 5,408 | 1.00 | 1.00 |
| 1053 | IS Business Analyst-Senior | 3,520 | B | 4,428 | 1.00 | 1.00 |
| 1823 | Senior Administrative Analyst | 3,313 | B | 4,028 | 2.00 | 2.00 |
| 1824 | Principal Administrative Analyst | 3,836 | B | 4,662 | 1.00 | 1.00 |
| SubFund Total: | | | | | 5.00 | 5.00 |
| Program Total: | | | | | 5.00 | 5.00 |
| Program: | FAV | DISABILITY ACCESS | | | | |
| Subfund: | 1G AGF AAA | GF-NON-PROJECT-CONTROLLED | | | | |
| 0931 | Manager III | 4,238 | B | 5,408 | 2.00 | 2.00 |
| 0932 | Manager IV | 4,551 | B | 5,809 | 1.00 | 1.00 |
| 1840 | Junior Management Assistant | 2,303 | B | 2,800 | 1.00 | 1.00 |
| 1842 | Management Assistant | 2,614 | B | 3,178 | 1.00 | 1.00 |
| 1844 | Senior Management Assistant | 2,997 | B | 3,643 | 1.00 | 1.00 |
| 6333 | Senior Building Inspector | 4,036 | B | 4,905 | 2.00 | 2.00 |

Annual Salary Ordinance 2016-2017 and 2017-2018

Budgeted Position Counts (FTE) by Department and Job Code

| Job Code | Title | Low | Type | High | 2016-2017 FTE | 2017-2018 FTE |
|--|--------------------------------------|-------|------|-------|------------------|------------------|
| ADM GENERAL SERVICES AGENCY - CITY ADMIN | | | | | | |
| Program: FAV DISABILITY ACCESS | | | | | | |
| Subfund: 1G AGF AAA GF-NON-PROJECT-CONTROLLED | | | | | | |
| TEMPM | Temporary - Miscellaneous | 0.00 | B | 0.00 | 1.00 | 0.98 |
| SubFund Total: | | | | | 9.00 | 8.98 |
| Program Total: | | | | | 9.00 | 8.98 |
| Program: FCB REPRODUCTION SERVICES | | | | | | |
| Subfund: 6I OIS REP IS-REPRODUCTION FUND | | | | | | |
| 0923 | Manager II | 3,931 | B | 5,018 | 1.00 | 1.00 |
| 1404 | Clerk | 1,756 | B | 2,135 | 12.00 | 12.00 |
| 1406 | Senior Clerk | 1,823 | B | 2,215 | 2.00 | 2.00 |
| 1408 | Principal Clerk | 2,407 | B | 2,926 | 2.00 | 2.00 |
| 1634 | Principal Account Clerk | 2,466 | B | 2,997 | 0.77 | 1.00 |
| 1842 | Management Assistant | 2,614 | B | 3,178 | 1.00 | 1.00 |
| 5322 | Graphic Artist | 2,079 | B | 2,527 | 1.00 | 1.00 |
| TEMPM | Temporary - Miscellaneous | 0.00 | B | 0.00 | 1.05 | 1.03 |
| SubFund Total: | | | | | 20.82 | 21.03 |
| Program Total: | | | | | 20.82 | 21.03 |
| Program: FCC PROCUREMENT SERVICES | | | | | | |
| Subfund: 1G AGF AAA GF-NON-PROJECT-CONTROLLED | | | | | | |
| 0932 | Manager IV | 4,551 | B | 5,809 | 2.00 | 2.00 |
| 0953 | Deputy Director III | 5,269 | B | 6,725 | 1.00 | 1.00 |
| 1426 | Senior Clerk Typist | 2,004 | B | 2,435 | 2.00 | 2.00 |
| 1446 | Secretary II | 2,209 | B | 2,685 | 1.00 | 1.00 |
| 1823 | Senior Administrative Analyst | 3,313 | B | 4,028 | 1.00 | 1.00 |
| 1824 | Principal Administrative Analyst | 3,836 | B | 4,662 | 3.00 | 3.00 |
| 1825 | Principial Administrative Analyst II | 4,197 | B | 5,101 | 1.00 | 1.00 |
| 1840 | Junior Management Assistant | 2,303 | B | 2,800 | 1.00 | 1.00 |
| 1950 | Assistant Purchaser | 2,230 | B | 2,711 | 1.00 | 1.00 |
| 1952 | Purchaser | 2,793 | B | 3,396 | 14.00 | 14.00 |
| 1956 | Senior Purchaser | 3,396 | B | 4,128 | 12.00 | 12.00 |
| 1958 | Supervising Purchaser | 4,128 | B | 5,018 | 5.00 | 5.00 |
| SubFund Total: | | | | | 44.00 | 44.00 |
| Program Total: | | | | | 44.00 | 44.00 |
| Program: FCT RISK MANAGEMENT / GENERAL | | | | | | |
| Subfund: 1G AGF WOF GENERAL FUND WORK ORDER FUND | | | | | | |

Annual Salary Ordinance 2016-2017 and 2017-2018

Budgeted Position Counts (FTE) by Department and Job Code

| Job Code | Title | Low | Type | High | 2016-2017 FTE | 2017-2018 FTE |
|--|------------------------------------|-------|------|-------|------------------|------------------|
| ADM GENERAL SERVICES AGENCY - CITY ADMIN | | | | | | |
| Program: FCT RISK MANAGEMENT / GENERAL | | | | | | |
| Subfund: 1G AGF WOF GENERAL FUND WORK ORDER FUND | | | | | | |
| 0931 | Manager III | 4,238 | B | 5,408 | 1.00 | 1.00 |
| 0933 | Manager V | 4,905 | B | 6,260 | 1.00 | 1.00 |
| 1823 | Senior Administrative Analyst | 3,313 | B | 4,028 | 1.00 | 1.00 |
| 2978 | Contract Compliance Officer II | 4,218 | B | 5,126 | 1.00 | 1.00 |
| SubFund Total: | | | | | 4.00 | 4.00 |
| Subfund: 2S GSF SBF SURETY BOND SELF-INSURANCE FUND | | | | | | |
| 1822 | Administrative Analyst | 2,841 | B | 3,453 | 1.00 | 1.00 |
| SubFund Total: | | | | | 1.00 | 1.00 |
| Program Total: | | | | | 5.00 | 5.00 |
| Program: FD2 DIGITAL SERVICES PROGRAM | | | | | | |
| Subfund: 1G AGF ACP GF-CONTINUING PROJECTS | | | | | | |
| 0933 | Manager V | 4,905 | B | 6,260 | 1.00 | 1.00 |
| 1053 | IS Business Analyst-Senior | 3,520 | B | 4,428 | 0.77 | 1.00 |
| 5502 | Project Manager I | 4,952 | B | 4,952 | 0.77 | 1.00 |
| SubFund Total: | | | | | 2.54 | 3.00 |
| Program Total: | | | | | 2.54 | 3.00 |
| Program: FEQ GRANTS FOR THE ARTS | | | | | | |
| Subfund: 2S CRF GFA GRANTS FOR THE ARTS | | | | | | |
| 0922 | Manager I | 3,661 | B | 4,672 | 1.00 | 1.00 |
| 0932 | Manager IV | 4,551 | B | 5,809 | 1.00 | 1.00 |
| 1823 | Senior Administrative Analyst | 3,313 | B | 4,028 | 1.00 | 1.00 |
| 3549 | Arts Program Assistant | 2,303 | B | 2,800 | 1.00 | 1.00 |
| 9774 | Senior Community Devl Specialist I | 3,117 | B | 3,788 | 1.00 | 1.00 |
| SubFund Total: | | | | | 5.00 | 5.00 |
| Program Total: | | | | | 5.00 | 5.00 |
| Program: FER NEIGHBORHOOD BEAUTIFICATION | | | | | | |
| Subfund: 2S NDF BBF NEIGHBORHOOD BEAUTIFICATION FUND | | | | | | |
| 1446 | Secretary II | 2,209 | B | 2,685 | 1.00 | 1.00 |
| 1822 | Administrative Analyst | 2,841 | B | 3,453 | 1.00 | 1.00 |
| 1823 | Senior Administrative Analyst | 3,313 | B | 4,028 | 1.00 | 1.00 |
| SubFund Total: | | | | | 3.00 | 3.00 |
| Program Total: | | | | | 3.00 | 3.00 |

Annual Salary Ordinance 2016-2017 and 2017-2018

Budgeted Position Counts (FTE) by Department and Job Code

| Job Code | Title | Low | Type | High | 2016-2017 FTE | 2017-2018 FTE |
|---|-----------------------------------|--|------|-------|------------------|------------------|
| ADM GENERAL SERVICES AGENCY - CITY ADMIN | | | | | | |
| Program: | FFB | LIVING WAGE / LIVING HEALTH (MCO/HCAO) | | | | |
| Subfund: | 1G AGF AAA | GF-NON-PROJECT-CONTROLLED | | | | |
| 0931 | Manager III | 4,238 | B | 5,408 | 1.00 | 1.00 |
| 0933 | Manager V | 4,905 | B | 6,260 | 1.00 | 1.00 |
| 1446 | Secretary II | 2,209 | B | 2,685 | 1.00 | 1.00 |
| 1823 | Senior Administrative Analyst | 3,313 | B | 4,028 | 1.00 | 1.00 |
| 1824 | Principal Administrative Analyst | 3,836 | B | 4,662 | 1.00 | 1.00 |
| 2978 | Contract Compliance Officer II | 4,218 | B | 5,126 | 5.50 | 6.00 |
| 2992 | Contract Compliance Officer I | 3,217 | B | 3,910 | 13.50 | 14.00 |
| TEMPM | Temporary - Miscellaneous | 0.00 | B | 0.00 | 0.27 | 0.26 |
| SubFund Total: | | | | | 24.27 | 25.26 |
| Program Total: | | | | | 24.27 | 25.26 |
| Program: | FFH | FACILITIES MGMT & OPERATIONS | | | | |
| Subfund: | 2S RPF RPF | REAL PROPERTY FUND | | | | |
| 0922 | Manager I | 3,661 | B | 4,672 | 6.00 | 6.00 |
| 0923 | Manager II | 3,931 | B | 5,018 | 1.00 | 1.00 |
| 0931 | Manager III | 4,238 | B | 5,408 | 2.00 | 2.00 |
| 0933 | Manager V | 4,905 | B | 6,260 | 1.00 | 1.00 |
| 0953 | Deputy Director III | 5,269 | B | 6,725 | 1.00 | 1.00 |
| 1052 | IS Business Analyst | 3,041 | B | 3,825 | 1.00 | 1.00 |
| 1404 | Clerk | 1,756 | B | 2,135 | 0.77 | 1.00 |
| 1408 | Principal Clerk | 2,407 | B | 2,926 | 3.00 | 3.00 |
| 1410 | Chief Clerk | 2,758 | B | 3,353 | 2.00 | 2.00 |
| 1426 | Senior Clerk Typist | 2,004 | B | 2,435 | 1.00 | 1.00 |
| 1446 | Secretary II | 2,209 | B | 2,685 | 2.00 | 2.00 |
| 1454 | Executive Secretary III | 2,874 | B | 3,493 | 1.00 | 1.00 |
| 1632 | Senior Account Clerk | 2,183 | B | 2,654 | 1.00 | 1.00 |
| 1634 | Principal Account Clerk | 2,466 | B | 2,997 | 1.00 | 1.00 |
| 1777 | Media/Security Systems Specialist | 3,093 | B | 3,760 | 3.00 | 3.00 |
| 1781 | Media/Security Systems Supervisor | 3,557 | B | 4,323 | 1.00 | 1.00 |
| 1822 | Administrative Analyst | 2,841 | B | 3,453 | 2.00 | 2.00 |
| 1823 | Senior Administrative Analyst | 3,313 | B | 4,028 | 3.77 | 4.00 |
| 1824 | Principal Administrative Analyst | 3,836 | B | 4,662 | 1.00 | 1.00 |
| 1840 | Junior Management Assistant | 2,303 | B | 2,800 | 2.00 | 2.00 |
| 1842 | Management Assistant | 2,614 | B | 3,178 | 2.00 | 2.00 |

Annual Salary Ordinance 2016-2017 and 2017-2018

Budgeted Position Counts (FTE) by Department and Job Code

| Job Code | Title | Low | Type | High | 2016-2017 FTE | 2017-2018 FTE |
|---|--|------------------------------------|------|-------|------------------|------------------|
| ADM GENERAL SERVICES AGENCY - CITY ADMIN | | | | | | |
| Program: | FFH | FACILITIES MGMT & OPERATIONS | | | | |
| Subfund: | 2S RPF RPF | REAL PROPERTY FUND | | | | |
| 2708 | Custodian | 1,835 | B | 2,230 | 126.93 | 128.43 |
| 2716 | Custodial Assistant Supervisor | 2,019 | B | 2,454 | 7.69 | 7.69 |
| 2718 | Custodial Supervisor | 2,226 | B | 2,706 | 6.00 | 6.00 |
| 2720 | Janitorial Services Supervisor | 2,454 | B | 2,983 | 1.00 | 1.00 |
| 4142 | Senior Real Property Officer | 3,957 | B | 4,810 | 2.00 | 2.00 |
| 4143 | Principal Real Property Officer | 4,581 | B | 5,569 | 1.00 | 1.00 |
| 7120 | Buildings And Grounds Maintenance Superi | 4,885 | B | 4,885 | 2.00 | 2.00 |
| 7203 | Buildings And Grounds Maintenance Superv | 4,174 | B | 4,174 | 2.00 | 2.00 |
| 7205 | Chief Stationary Engineer | 4,256 | B | 4,256 | 1.00 | 1.00 |
| 7333 | Apprentice Stationary Engineer | 2,181 | B | 3,187 | 2.00 | 2.00 |
| 7334 | Stationary Engineer | 3,355 | B | 3,355 | 34.73 | 36.69 |
| 7335 | Senior Stationary Engineer | 3,802 | B | 3,802 | 8.00 | 8.00 |
| 7344 | Carpenter | 2,813 | B | 3,418 | 1.00 | 1.00 |
| 7345 | Electrician | 3,162 | B | 3,844 | 2.00 | 2.00 |
| 7346 | Painter | 2,589 | B | 3,147 | 1.00 | 1.00 |
| 7347 | Plumber | 3,273 | B | 3,978 | 2.00 | 2.00 |
| 7514 | General Laborer | 2,074 | B | 2,521 | 9.00 | 9.00 |
| 8603 | Emergency Services Coordinator III | 3,446 | B | 4,188 | 1.00 | 1.00 |
| 9922 | Public Service Aide - Associate To Profe | 1,631 | B | 1,631 | 1.00 | 1.00 |
| TEMPM | Temporary - Miscellaneous | 0.00 | B | 0.00 | 12.40 | 12.11 |
| SubFund Total: | | | | | 262.29 | 265.92 |
| Program Total: | | | | | 262.29 | 265.92 |
| Program: | FFJ | VEHICLE & EQUIPMENT MAIN & FUELING | | | | |
| Subfund: | 6I CSF CSF | IS-CENTRAL SHOPS FUND | | | | |
| 0922 | Manager I | 3,661 | B | 4,672 | 1.00 | 1.00 |
| 0931 | Manager III | 4,238 | B | 5,408 | 1.00 | 1.00 |
| 0933 | Manager V | 4,905 | B | 6,260 | 1.00 | 1.00 |
| 1408 | Principal Clerk | 2,407 | B | 2,926 | 1.00 | 1.00 |
| 1410 | Chief Clerk | 2,758 | B | 3,353 | 1.00 | 1.00 |
| 1424 | Clerk Typist | 1,827 | B | 2,221 | 2.00 | 2.00 |
| 1632 | Senior Account Clerk | 2,183 | B | 2,654 | 1.00 | 1.00 |

Annual Salary Ordinance 2016-2017 and 2017-2018

Budgeted Position Counts (FTE) by Department and Job Code

| Job Code | Title | Low | Type | High | 2016-2017 FTE | 2017-2018 FTE |
|---|--|------------------------------------|------|-------|------------------|------------------|
| ADM GENERAL SERVICES AGENCY - CITY ADMIN | | | | | | |
| Program: | FFJ | VEHICLE & EQUIPMENT MAIN & FUELING | | | | |
| Subfund: | 6I CSF CSF | IS-CENTRAL SHOPS FUND | | | | |
| 1634 | Principal Account Clerk | 2,466 | B | 2,997 | 1.00 | 1.00 |
| 1823 | Senior Administrative Analyst | 3,313 | B | 4,028 | 1.00 | 1.00 |
| 1824 | Principal Administrative Analyst | 3,836 | B | 4,662 | 2.00 | 2.00 |
| 1929 | Parts Storekeeper | 2,161 | B | 2,627 | 6.00 | 6.00 |
| 1942 | Assistant Materials Coordinator | 3,234 | B | 3,931 | 1.00 | 1.00 |
| 7249 | Automotive Mechanic Supervisor I | 4,255 | B | 4,255 | 2.00 | 2.00 |
| 7254 | Automotive Machinist Supervisor I | 4,255 | B | 4,255 | 3.00 | 3.00 |
| 7258 | Maintenance Machinist Supervisor I | 4,255 | B | 4,255 | 1.00 | 1.00 |
| 7277 | City Shops Assistant Superintendent | 3,844 | B | 4,672 | 1.00 | 1.00 |
| 7306 | Automotive Body And Fender Worker | 3,234 | B | 3,234 | 4.00 | 4.00 |
| 7309 | Car And Auto Painter | 3,234 | B | 3,234 | 2.00 | 2.00 |
| 7313 | Automotive Machinist | 3,271 | B | 3,271 | 37.00 | 37.00 |
| 7315 | Automotive Machinist Assistant Superviso | 3,859 | B | 3,859 | 7.00 | 7.00 |
| 7322 | Automotive Body And Fender Worker Asst S | 3,859 | B | 3,859 | 1.00 | 1.00 |
| 7332 | Maintenance Machinist | 2,745 | B | 3,337 | 4.00 | 4.00 |
| 7358 | Pattern Maker | 2,953 | B | 3,589 | 2.00 | 2.00 |
| 7381 | Automotive Mechanic | 3,203 | B | 3,203 | 19.00 | 19.00 |
| 7382 | Automotive Mechanic Assistant Supervisor | 3,859 | B | 3,859 | 2.00 | 2.00 |
| 7389 | Metalsmith | 2,407 | B | 2,926 | 1.00 | 1.00 |
| 7410 | Automotive Service Worker | 2,135 | B | 2,596 | 8.00 | 8.00 |
| TEMPM | Temporary - Miscellaneous | 0.00 | B | 0.00 | 0.64 | 0.62 |
| SubFund Total: | | | | | 113.64 | 113.62 |
| Program Total: | | | | | 113.64 | 113.62 |
| Program: | FFL | ENTERTAINMENT COMMISSION | | | | |
| Subfund: | 1G AGF AAP | GF-ANNUAL PROJECT | | | | |
| 0922 | Manager I | 3,661 | B | 4,672 | 1.00 | 1.00 |
| 0961 | Department Head I | 4,551 | B | 5,809 | 1.00 | 1.00 |
| 1450 | Executive Secretary I | 2,407 | B | 2,926 | 1.00 | 1.00 |
| 1823 | Senior Administrative Analyst | 3,313 | B | 4,028 | 1.00 | 1.00 |
| 1842 | Management Assistant | 2,614 | B | 3,178 | 1.00 | 1.00 |
| 1844 | Senior Management Assistant | 2,997 | B | 3,643 | 1.00 | 1.00 |

Annual Salary Ordinance 2016-2017 and 2017-2018

Budgeted Position Counts (FTE) by Department and Job Code

| Job Code | Title | Low | Type | High | 2016-2017 FTE | 2017-2018 FTE |
|---|-----------------------------------|---------------------------------|------|----------------|------------------|------------------|
| ADM GENERAL SERVICES AGENCY - CITY ADMIN | | | | | | |
| Program: | FFL | ENTERTAINMENT COMMISSION | | | | |
| Subfund: | 1G AGF AAP | GF-ANNUAL PROJECT | | | | |
| | | | | SubFund Total: | 6.00 | 6.00 |
| | | | | Program Total: | 6.00 | 6.00 |
| Program: | FFN | IMMIGRANT AND LANGUAGE SERVICES | | | | |
| Subfund: | 1G AGF AAA | GF-NON-PROJECT-CONTROLLED | | | | |
| 0941 | Manager VI | 5,269 | B | 6,725 | 1.00 | 1.00 |
| 1822 | Administrative Analyst | 2,841 | B | 3,453 | 1.77 | 2.00 |
| 1823 | Senior Administrative Analyst | 3,313 | B | 4,028 | 1.00 | 1.00 |
| 1824 | Principal Administrative Analyst | 3,836 | B | 4,662 | 2.00 | 2.00 |
| 1840 | Junior Management Assistant | 2,303 | B | 2,800 | 4.50 | 4.50 |
| 1842 | Management Assistant | 2,614 | B | 3,178 | 5.00 | 5.00 |
| TEMPM | Temporary - Miscellaneous | 0.00 | B | 0.00 | 0.71 | 0.37 |
| | | | | SubFund Total: | 15.98 | 15.87 |
| | | | | Program Total: | 15.98 | 15.87 |
| Program: | FFO | 311 CALL CENTER | | | | |
| Subfund: | 1G AGF AAA | GF-NON-PROJECT-CONTROLLED | | | | |
| 0922 | Manager I | 3,661 | B | 4,672 | 1.00 | 1.00 |
| 0933 | Manager V | 4,905 | B | 6,260 | 2.00 | 2.00 |
| 0953 | Deputy Director III | 5,269 | B | 6,725 | 1.00 | 1.00 |
| 1044 | IS Engineer-Principal | 4,493 | B | 5,651 | 1.00 | 1.00 |
| 1052 | IS Business Analyst | 3,041 | B | 3,825 | 3.00 | 3.00 |
| 1054 | IS Business Analyst-Principal | 4,076 | B | 5,126 | 1.00 | 1.00 |
| 1063 | IS Programmer Analyst-Senior | 3,189 | B | 4,016 | 2.00 | 1.00 |
| 1232 | Training Officer | 2,989 | B | 3,633 | 1.00 | 1.00 |
| 1324 | Customer Service Agent | 2,395 | B | 2,910 | 70.54 | 71.00 |
| 1326 | Customer Service Agent Supervisor | 2,711 | B | 3,295 | 6.00 | 6.00 |
| 1822 | Administrative Analyst | 2,841 | B | 3,453 | 2.00 | 2.00 |
| 2917 | Program Support Analyst | 3,403 | B | 4,137 | 1.00 | 1.00 |
| TEMPM | Temporary - Miscellaneous | 0.00 | B | 0.00 | 15.96 | 6.92 |
| | | | | SubFund Total: | 107.50 | 97.92 |
| | | | | Program Total: | 107.50 | 97.92 |
| Program: | FFQ | CONTRACT MONITORING | | | | |
| Subfund: | 1G AGF WOF | GENERAL FUND WORK ORDER FUND | | | | |
| 0931 | Manager III | 4,238 | B | 5,408 | 1.00 | 1.00 |

Annual Salary Ordinance 2016-2017 and 2017-2018

Budgeted Position Counts (FTE) by Department and Job Code

| Job Code | Title | Low | Type | High | 2016-2017 FTE | 2017-2018 FTE |
|--|----------------------------------|-------|------|-------|------------------|------------------|
| ADM GENERAL SERVICES AGENCY - CITY ADMIN | | | | | | |
| Program: FFQ CONTRACT MONITORING | | | | | | |
| Subfund: 1G AGF WOF GENERAL FUND WORK ORDER FUND | | | | | | |
| 0933 | Manager V | 4,905 | B | 6,260 | 1.00 | 1.00 |
| 1404 | Clerk | 1,756 | B | 2,135 | 3.00 | 3.00 |
| 1426 | Senior Clerk Typist | 2,004 | B | 2,435 | 1.00 | 1.00 |
| 1654 | Accountant III | 3,189 | B | 3,873 | 1.00 | 1.00 |
| 1824 | Principal Administrative Analyst | 3,836 | B | 4,662 | 1.00 | 1.00 |
| 2978 | Contract Compliance Officer II | 4,218 | B | 5,126 | 4.00 | 4.00 |
| 2992 | Contract Compliance Officer I | 3,217 | B | 3,910 | 22.67 | 22.13 |
| SubFund Total: | | | | | 34.67 | 34.13 |
| Program Total: | | | | | 34.67 | 34.13 |
| Program: FIT COMMITTEE ON INFORMATION TECHNOLOGY | | | | | | |
| Subfund: 1G AGF ACP GF-CONTINUING PROJECTS | | | | | | |
| 0923 | Manager II | 3,931 | B | 5,018 | 1.00 | 1.00 |
| 1824 | Principal Administrative Analyst | 3,836 | B | 4,662 | 1.00 | 1.00 |
| 1840 | Junior Management Assistant | 2,303 | B | 2,800 | 1.00 | 1.00 |
| SubFund Total: | | | | | 3.00 | 3.00 |
| Program Total: | | | | | 3.00 | 3.00 |
| Program: FSR OFFICE OF SHORT-TERM RENTALS | | | | | | |
| Subfund: 1G AGF AAP GF-ANNUAL PROJECT | | | | | | |
| 0923 | Manager II | 3,931 | B | 5,018 | 1.00 | 1.00 |
| 1823 | Senior Administrative Analyst | 3,313 | B | 4,028 | 1.00 | 1.00 |
| 1842 | Management Assistant | 2,614 | B | 3,178 | 1.00 | 1.00 |
| SubFund Total: | | | | | 3.00 | 3.00 |
| Program Total: | | | | | 3.00 | 3.00 |
| ADM Department Total: | | | | | 894.89 | 890.73 |

Annual Salary Ordinance 2016-2017 and 2017-2018

Budgeted Position Counts (FTE) by Department and Job Code

| Job Code | Title | Low | Type | High | 2016-2017 FTE | 2017-2018 FTE |
|---|---|-------|------|-------|------------------|------------------|
| ADP ADULT PROBATION | | | | | | |
| Program: AIE WORK ORDERS & GRANTS | | | | | | |
| Subfund: 2S PPF GNC GRANTS; NON-PROJECT; CONTINUING | | | | | | |
| 8444 | Deputy Probation Officer | 2,425 | B | 3,933 | 1.00 | 0.00 |
| 9920 | Public Service Aide - Assistant To Profe | 1,491 | B | 1,491 | 0.50 | 0.00 |
| SubFund Total: | | | | | 1.50 | 0.00 |
| Program Total: | | | | | 1.50 | 0.00 |
| Program: AKB COMMUNITY SERVICES | | | | | | |
| Subfund: 1G AGF AAA GF-NON-PROJECT-CONTROLLED | | | | | | |
| 8434 | Supervising Adult Probation Officer | 3,608 | B | 4,385 | 8.27 | 8.50 |
| 8435 | Division Director, Adult Probation | 3,661 | B | 4,672 | 2.00 | 2.00 |
| 8444 | Deputy Probation Officer | 2,425 | B | 3,933 | 36.75 | 36.75 |
| 8529 | Probation Assistant | 1,960 | B | 2,383 | 2.77 | 3.00 |
| 8530 | Deputy Probation Officer (SFERS) | 2,425 | B | 3,933 | 15.00 | 15.00 |
| TEMPM | Temporary - Miscellaneous | 0.00 | B | 0.00 | 1.06 | 1.04 |
| SubFund Total: | | | | | 65.85 | 66.29 |
| Subfund: 2S PPF GNC GRANTS; NON-PROJECT; CONTINUING | | | | | | |
| 8444 | Deputy Probation Officer | 2,425 | B | 3,933 | 1.55 | 1.53 |
| SubFund Total: | | | | | 1.55 | 1.53 |
| Program Total: | | | | | 67.40 | 67.82 |
| Program: AKG PRE - SENTENCING INVESTIGATION | | | | | | |
| Subfund: 1G AGF AAA GF-NON-PROJECT-CONTROLLED | | | | | | |
| 8434 | Supervising Adult Probation Officer | 3,608 | B | 4,385 | 4.00 | 4.00 |
| 8435 | Division Director, Adult Probation | 3,661 | B | 4,672 | 1.00 | 1.00 |
| 8444 | Deputy Probation Officer | 2,425 | B | 3,933 | 25.87 | 25.87 |
| 8529 | Probation Assistant | 1,960 | B | 2,383 | 2.00 | 2.00 |
| 8530 | Deputy Probation Officer (SFERS) | 2,425 | B | 3,933 | 1.00 | 1.00 |
| SubFund Total: | | | | | 33.87 | 33.87 |
| Program Total: | | | | | 33.87 | 33.87 |
| Program: AOS ONE STOP RE ENTRY SERVICES | | | | | | |
| Subfund: 1G AGF AAA GF-NON-PROJECT-CONTROLLED | | | | | | |
| 0923 | Manager II | 3,931 | B | 5,018 | 1.00 | 1.00 |
| 1802 | Research Assistant | 2,348 | B | 2,855 | 1.00 | 1.00 |
| 1823 | Senior Administrative Analyst | 3,313 | B | 4,028 | 2.00 | 2.00 |
| 1824 | Principal Administrative Analyst | 3,836 | B | 4,662 | 2.00 | 2.00 |

Annual Salary Ordinance 2016-2017 and 2017-2018

Budgeted Position Counts (FTE) by Department and Job Code

| Job Code | Title | Low | Type | High | 2016-2017 FTE | 2017-2018 FTE |
|----------------------------|---|---|------|-------|------------------|------------------|
| ADP ADULT PROBATION | | | | | | |
| Program: | AOS | ONE STOP RE ENTRY SERVICES | | | | |
| Subfund: | 1G AGF AAA | GF-NON-PROJECT-CONTROLLED | | | | |
| 9774 | Senior Community Devl Specialist I | 3,117 | B | 3,788 | 1.00 | 1.00 |
| 9775 | Senior Community Devl Specialist II | 3,696 | B | 4,492 | 1.00 | 1.00 |
| SubFund Total: | | | | | 8.00 | 8.00 |
| Program Total: | | | | | 8.00 | 8.00 |
| Program: | ARS | REALIGNMENT SERVICES-POST RELEASE COMM. | | | | |
| Subfund: | 1G AGF AAA | GF-NON-PROJECT-CONTROLLED | | | | |
| 1031 | IS Trainer-Assistant | 2,342 | B | 2,847 | 1.00 | 1.00 |
| 1237 | Training Coordinator | 3,387 | B | 4,117 | 1.00 | 1.00 |
| 1404 | Clerk | 1,756 | B | 2,135 | 1.00 | 1.00 |
| 1410 | Chief Clerk | 2,758 | B | 3,353 | 1.00 | 1.00 |
| 1842 | Management Assistant | 2,614 | B | 3,178 | 1.00 | 1.00 |
| 8434 | Supervising Adult Probation Officer | 3,608 | B | 4,385 | 2.00 | 2.00 |
| 8435 | Division Director, Adult Probation | 3,661 | B | 4,672 | 1.00 | 1.00 |
| 8444 | Deputy Probation Officer | 2,425 | B | 3,933 | 10.00 | 10.00 |
| 8529 | Probation Assistant | 1,960 | B | 2,383 | 3.00 | 3.00 |
| 8530 | Deputy Probation Officer (SFERS) | 2,425 | B | 3,933 | 7.00 | 7.00 |
| 8534 | Sprv Adult Prob Ofc (SFERS) | 3,608 | B | 4,385 | 1.00 | 1.00 |
| SubFund Total: | | | | | 29.00 | 29.00 |
| Program Total: | | | | | 29.00 | 29.00 |
| Program: | ASH | ADMINISTRATION - ADULT PROBATION | | | | |
| Subfund: | 1G AGF AAA | GF-NON-PROJECT-CONTROLLED | | | | |
| 0931 | Manager III | 4,238 | B | 5,408 | 1.00 | 1.00 |
| 0933 | Manager V | 4,905 | B | 6,260 | 1.00 | 1.00 |
| 1054 | IS Business Analyst-Principal | 4,076 | B | 5,126 | 1.00 | 1.00 |
| 1062 | IS Programmer Analyst | 2,626 | B | 3,303 | 1.00 | 1.00 |
| 1070 | IS Project Director | 4,493 | B | 5,651 | 1.00 | 1.00 |
| 1094 | IT Operations Support Administrator IV | 3,460 | B | 4,206 | 1.00 | 1.00 |
| 1222 | Senior Payroll And Personnel Clerk | 2,466 | B | 2,997 | 1.00 | 1.00 |
| 1244 | Senior Personnel Analyst | 3,460 | B | 4,206 | 2.00 | 2.00 |
| 1408 | Principal Clerk | 2,407 | B | 2,926 | 1.00 | 1.00 |
| 1424 | Clerk Typist | 1,827 | B | 2,221 | 6.00 | 6.00 |
| 1454 | Executive Secretary III | 2,874 | B | 3,493 | 1.00 | 1.00 |

Annual Salary Ordinance 2016-2017 and 2017-2018

Budgeted Position Counts (FTE) by Department and Job Code

| Job Code | Title | Low | Type | High | 2016-2017 FTE | 2017-2018 FTE |
|---------------------------------|--------------------------------------|----------------------------------|------|-------|------------------|------------------|
| ADP ADULT PROBATION | | | | | | |
| Program: | ASH | ADMINISTRATION - ADULT PROBATION | | | | |
| Subfund: | 1G AGF AAA | GF-NON-PROJECT-CONTROLLED | | | | |
| 1632 | Senior Account Clerk | 2,183 | B | 2,654 | 1.00 | 1.00 |
| 1654 | Accountant III | 3,189 | B | 3,873 | 1.00 | 1.00 |
| 1823 | Senior Administrative Analyst | 3,313 | B | 4,028 | 1.00 | 1.00 |
| 1824 | Principal Administrative Analyst | 3,836 | B | 4,662 | 1.00 | 1.00 |
| 8436 | Chief Adult Probation Officer | 5,636 | B | 7,193 | 1.00 | 1.00 |
| 8438 | Chief Deputy Adult Probation Officer | 4,238 | B | 5,408 | 1.00 | 1.00 |
| TEMPM | Temporary - Miscellaneous | 0.00 | B | 0.00 | 2.31 | 2.26 |
| SubFund Total: | | | | | 25.31 | 25.26 |
| Program Total: | | | | | 25.31 | 25.26 |
| ADP Department Total: | | | | | 165.08 | 163.95 |

Annual Salary Ordinance 2016-2017 and 2017-2018

Budgeted Position Counts (FTE) by Department and Job Code

| Job Code | Title | Low | Type | High | 2016-2017 FTE | 2017-2018 FTE |
|-------------------------------|--|---------------------------------------|------|-------|------------------|------------------|
| AIR AIRPORT COMMISSION | | | | | | |
| Program: | BG1 | ADMINISTRATION | | | | |
| Subfund: | 5A AAA AAA | SFIA-OPERATING-NON-PROJ-CONTROLLED FD | | | | |
| 0923 | Manager II | 3,931 | B | 5,018 | 1.00 | 1.00 |
| 0931 | Manager III | 4,238 | B | 5,408 | 4.00 | 4.00 |
| 0932 | Manager IV | 4,551 | B | 5,809 | 3.00 | 3.00 |
| 0933 | Manager V | 4,905 | B | 6,260 | 3.00 | 3.00 |
| 0941 | Manager VI | 5,269 | B | 6,725 | 0.77 | 1.00 |
| 0953 | Deputy Director III | 5,269 | B | 6,725 | 1.00 | 1.00 |
| 0955 | Deputy Director V | 6,387 | B | 8,152 | 1.00 | 1.00 |
| 1203 | Personnel Technician | 2,371 | B | 2,882 | 0.00 | 0.77 |
| 1204 | Senior Personnel Clerk | 2,264 | B | 2,752 | 3.00 | 3.00 |
| 1220 | Payroll Clerk | 2,247 | B | 2,732 | 4.00 | 4.00 |
| 1222 | Senior Payroll And Personnel Clerk | 2,466 | B | 2,997 | 2.00 | 2.77 |
| 1224 | Principal Payroll And Personnel Clerk | 2,719 | B | 3,304 | 1.00 | 0.00 |
| 1241 | Personnel Analyst | 2,449 | B | 3,604 | 11.00 | 11.77 |
| 1244 | Senior Personnel Analyst | 3,460 | B | 4,206 | 10.54 | 12.00 |
| 1246 | Principal Personnel Analyst | 4,106 | B | 4,991 | 1.00 | 1.00 |
| 1250 | Recruiter | 3,460 | B | 4,206 | 0.00 | 0.77 |
| 1406 | Senior Clerk | 1,823 | B | 2,215 | 3.00 | 3.00 |
| 1446 | Secretary II | 2,209 | B | 2,685 | 2.00 | 2.00 |
| 1450 | Executive Secretary I | 2,407 | B | 2,926 | 3.00 | 3.00 |
| 1452 | Executive Secretary II | 2,647 | B | 3,217 | 2.00 | 2.00 |
| 1802 | Research Assistant | 2,348 | B | 2,855 | 1.00 | 1.00 |
| 1823 | Senior Administrative Analyst | 3,313 | B | 4,028 | 4.00 | 4.00 |
| 1824 | Principal Administrative Analyst | 3,836 | B | 4,662 | 1.77 | 2.00 |
| 1825 | Principial Administrative Analyst II | 4,197 | B | 5,101 | 1.00 | 1.00 |
| 1844 | Senior Management Assistant | 2,997 | B | 3,643 | 1.00 | 1.00 |
| 5177 | Safety Officer | 4,246 | B | 5,161 | 1.00 | 1.00 |
| 5207 | Associate Engineer | 3,799 | B | 4,617 | 1.00 | 1.00 |
| 5211 | Engineer/Architect/Landscape Architect S | 5,090 | B | 6,187 | 1.00 | 1.00 |
| 6130 | Safety Analyst | 3,851 | B | 4,681 | 1.00 | 1.00 |
| 6137 | Assistant Industrial Hygienist | 2,902 | B | 3,527 | 0.77 | 1.00 |
| 6139 | Senior Industrial Hygienist | 4,246 | B | 5,161 | 1.00 | 1.00 |
| 8139 | Industrial Injury Investigator | 2,502 | B | 3,041 | 1.00 | 1.00 |
| 9774 | Senior Community Devl Specialist I | 3,117 | B | 3,788 | 0.77 | 1.00 |

Annual Salary Ordinance 2016-2017 and 2017-2018

Budgeted Position Counts (FTE) by Department and Job Code

| Job Code | Title | Low | Type | High | 2016-2017 FTE | 2017-2018 FTE |
|-------------------------------|--------------------------------------|---------------------------------------|------|-------|------------------|------------------|
| AIR AIRPORT COMMISSION | | | | | | |
| Program: | BG1 | ADMINISTRATION | | | | |
| Subfund: | 5A AAA AAA | SFIA-OPERATING-NON-PROJ-CONTROLLED FD | | | | |
| 9910 | Public Service Trainee | 0.00 | C | 0.00 | 2.00 | 2.00 |
| TEMPM | Temporary - Miscellaneous | 0.00 | B | 0.00 | 3.61 | 3.53 |
| SubFund Total: | | | | | 78.23 | 82.61 |
| Subfund: | 5A AAA AAP | SFIA-OPERATING-ANNUAL PROJECTS | | | | |
| 0932 | Manager IV | 4,551 | B | 5,809 | 1.00 | 1.00 |
| 1840 | Junior Management Assistant | 2,303 | B | 2,800 | 1.00 | 1.00 |
| 9704 | Employment & Training Specialist III | 2,719 | B | 3,304 | 2.00 | 2.00 |
| 9706 | Employment & Training Specialist V | 3,304 | B | 4,017 | 2.00 | 0.00 |
| 9708 | Employment & Training Specialist VI | 3,921 | B | 4,766 | 0.00 | 2.00 |
| TEMPM | Temporary - Miscellaneous | 0.00 | B | 0.00 | 5.93 | 5.80 |
| SubFund Total: | | | | | 11.93 | 11.80 |
| Program Total: | | | | | 90.16 | 94.41 |
| Program: | BG2 | BUSINESS & FINANCE | | | | |
| Subfund: | 5A AAA AAA | SFIA-OPERATING-NON-PROJ-CONTROLLED FD | | | | |
| 0923 | Manager II | 3,931 | B | 5,018 | 1.00 | 1.00 |
| 0931 | Manager III | 4,238 | B | 5,408 | 6.00 | 6.00 |
| 0932 | Manager IV | 4,551 | B | 5,809 | 3.00 | 3.00 |
| 0933 | Manager V | 4,905 | B | 6,260 | 1.00 | 1.00 |
| 0941 | Manager VI | 5,269 | B | 6,725 | 5.00 | 5.00 |
| 0942 | Manager VII | 5,636 | B | 7,193 | 2.00 | 2.00 |
| 0955 | Deputy Director V | 6,387 | B | 8,152 | 1.00 | 1.00 |
| 1053 | IS Business Analyst-Senior | 3,520 | B | 4,428 | 1.00 | 1.00 |
| 1406 | Senior Clerk | 1,823 | B | 2,215 | 2.00 | 2.00 |
| 1408 | Principal Clerk | 2,407 | B | 2,926 | 1.00 | 1.00 |
| 1426 | Senior Clerk Typist | 2,004 | B | 2,435 | 1.00 | 1.00 |
| 1446 | Secretary II | 2,209 | B | 2,685 | 3.00 | 3.00 |
| 1450 | Executive Secretary I | 2,407 | B | 2,926 | 3.00 | 3.00 |
| 1452 | Executive Secretary II | 2,647 | B | 3,217 | 1.00 | 1.00 |
| 1630 | Account Clerk | 1,886 | B | 2,292 | 2.00 | 2.00 |
| 1632 | Senior Account Clerk | 2,183 | B | 2,654 | 7.00 | 7.00 |
| 1634 | Principal Account Clerk | 2,466 | B | 2,997 | 1.00 | 1.00 |
| 1652 | Accountant II | 2,632 | B | 3,199 | 3.00 | 3.00 |
| 1654 | Accountant III | 3,189 | B | 3,873 | 4.77 | 5.77 |

Annual Salary Ordinance 2016-2017 and 2017-2018

Budgeted Position Counts (FTE) by Department and Job Code

| Job Code | Title | Low | Type | High | 2016-2017 FTE | 2017-2018 FTE |
|-------------------------------|--|-------|------|-------|------------------|------------------|
| AIR AIRPORT COMMISSION | | | | | | |
| Program: | BG2 BUSINESS & FINANCE | | | | | |
| Subfund: | 5A AAA AAA SFIA-OPERATING-NON-PROJ-CONTROLLED FD | | | | | |
| 1657 | Accountant IV | 3,689 | B | 4,484 | 4.00 | 4.00 |
| 1686 | Auditor III | 3,777 | B | 4,591 | 1.00 | 1.00 |
| 1802 | Research Assistant | 2,348 | B | 2,855 | 1.00 | 1.00 |
| 1820 | Junior Administrative Analyst | 2,161 | B | 2,627 | 1.00 | 1.00 |
| 1822 | Administrative Analyst | 2,841 | B | 3,453 | 4.00 | 4.00 |
| 1823 | Senior Administrative Analyst | 3,313 | B | 4,028 | 7.00 | 7.00 |
| 1824 | Principal Administrative Analyst | 3,836 | B | 4,662 | 2.00 | 2.00 |
| 1844 | Senior Management Assistant | 2,997 | B | 3,643 | 1.00 | 1.00 |
| 4310 | Commercial Division Assistant Supervisor | 2,827 | B | 3,436 | 1.00 | 1.00 |
| 5266 | Architectural Associate II | 3,799 | B | 4,617 | 1.00 | 1.00 |
| 5366 | Engineering Associate II | 3,126 | B | 3,799 | 1.00 | 1.00 |
| 9206 | Airport Property Specialist I | 3,418 | B | 4,155 | 12.54 | 13.00 |
| 9255 | Airport Economic Planner | 4,067 | B | 4,943 | 12.00 | 12.00 |
| TEMPM | Temporary - Miscellaneous | 0.00 | B | 0.00 | 0.80 | 0.78 |
| SubFund Total: | | | | | 98.11 | 99.55 |
| Program Total: | | | | | 98.11 | 99.55 |
| Program: | BG3 COMMUNICATIONS & MARKETING | | | | | |
| Subfund: | 5A AAA AAA SFIA-OPERATING-NON-PROJ-CONTROLLED FD | | | | | |
| 0922 | Manager I | 3,661 | B | 4,672 | 3.00 | 3.00 |
| 0923 | Manager II | 3,931 | B | 5,018 | 3.00 | 3.00 |
| 0932 | Manager IV | 4,551 | B | 5,809 | 1.00 | 1.00 |
| 0933 | Manager V | 4,905 | B | 6,260 | 2.00 | 2.00 |
| 0941 | Manager VI | 5,269 | B | 6,725 | 1.00 | 1.00 |
| 0955 | Deputy Director V | 6,387 | B | 8,152 | 1.00 | 1.00 |
| 1404 | Clerk | 1,756 | B | 2,135 | 1.27 | 1.50 |
| 1446 | Secretary II | 2,209 | B | 2,685 | 1.00 | 1.00 |
| 1452 | Executive Secretary II | 2,647 | B | 3,217 | 2.00 | 2.00 |
| 1760 | Offset Machine Operator | 2,033 | B | 2,472 | 3.00 | 3.00 |
| 1764 | Mail And Reproduction Service Supervisor | 2,607 | B | 3,169 | 1.00 | 1.00 |
| 1823 | Senior Administrative Analyst | 3,313 | B | 4,028 | 2.00 | 2.00 |
| 1827 | Administrative Services Manager | 3,346 | B | 4,067 | 1.00 | 1.00 |
| 1840 | Junior Management Assistant | 2,303 | B | 2,800 | 3.00 | 3.77 |

Annual Salary Ordinance 2016-2017 and 2017-2018

Budgeted Position Counts (FTE) by Department and Job Code

| Job Code | Title | Low | Type | High | 2016-2017 FTE | 2017-2018 FTE |
|-------------------------------|--|---------------------------------------|------|-------|------------------|------------------|
| AIR AIRPORT COMMISSION | | | | | | |
| Program: | BG3 | COMMUNICATIONS & MARKETING | | | | |
| Subfund: | 5A AAA AAA | SFIA-OPERATING-NON-PROJ-CONTROLLED FD | | | | |
| 1842 | Management Assistant | 2,614 | B | 3,178 | 1.00 | 1.00 |
| 1844 | Senior Management Assistant | 2,997 | B | 3,643 | 1.00 | 1.00 |
| 5322 | Graphic Artist | 2,079 | B | 2,527 | 1.77 | 2.00 |
| 5330 | Graphics Supervisor | 2,835 | B | 3,446 | 1.00 | 1.00 |
| 9251 | Public Relations Manager | 4,145 | B | 5,039 | 1.00 | 1.00 |
| 9254 | Assistant To The Director, Public Affair | 3,212 | B | 4,303 | 1.00 | 1.00 |
| TEMPM | Temporary - Miscellaneous | 0.00 | B | 0.00 | 0.06 | 0.05 |
| SubFund Total: | | | | | 32.10 | 33.32 |
| Program Total: | | | | | 32.10 | 33.32 |
| Program: | BG4 | CHIEF OPERATING OFFICER | | | | |
| Subfund: | 5A AAA AAA | SFIA-OPERATING-NON-PROJ-CONTROLLED FD | | | | |
| 0922 | Manager I | 3,661 | B | 4,672 | 1.00 | 1.00 |
| 0923 | Manager II | 3,931 | B | 5,018 | 2.00 | 2.00 |
| 0932 | Manager IV | 4,551 | B | 5,809 | 1.00 | 1.00 |
| 0933 | Manager V | 4,905 | B | 6,260 | 1.00 | 1.00 |
| 0941 | Manager VI | 5,269 | B | 6,725 | 9.00 | 9.00 |
| 0954 | Deputy Director IV | 5,991 | B | 7,647 | 1.00 | 1.00 |
| 0955 | Deputy Director V | 6,387 | B | 8,152 | 2.00 | 2.00 |
| 1042 | IS Engineer-Journey | 3,768 | B | 4,740 | 10.00 | 10.00 |
| 1043 | IS Engineer-Senior | 4,177 | B | 5,252 | 18.00 | 16.00 |
| 1044 | IS Engineer-Principal | 4,493 | B | 5,651 | 13.00 | 15.00 |
| 1052 | IS Business Analyst | 3,041 | B | 3,825 | 9.54 | 10.00 |
| 1053 | IS Business Analyst-Senior | 3,520 | B | 4,428 | 6.77 | 7.00 |
| 1054 | IS Business Analyst-Principal | 4,076 | B | 5,126 | 11.77 | 12.77 |
| 1063 | IS Programmer Analyst-Senior | 3,189 | B | 4,016 | 1.00 | 1.00 |
| 1070 | IS Project Director | 4,493 | B | 5,651 | 13.00 | 13.00 |
| 1093 | IT Operations Support Administrator III | 2,847 | B | 3,460 | 5.00 | 3.00 |
| 1094 | IT Operations Support Administrator IV | 3,460 | B | 4,206 | 2.00 | 4.00 |
| 1446 | Secretary II | 2,209 | B | 2,685 | 1.00 | 1.00 |
| 1452 | Executive Secretary II | 2,647 | B | 3,217 | 2.00 | 2.00 |
| 1842 | Management Assistant | 2,614 | B | 3,178 | 2.00 | 2.00 |
| 1844 | Senior Management Assistant | 2,997 | B | 3,643 | 1.00 | 1.00 |

Annual Salary Ordinance 2016-2017 and 2017-2018

Budgeted Position Counts (FTE) by Department and Job Code

| Job Code | Title | Low | Type | High | 2016-2017 FTE | 2017-2018 FTE |
|-------------------------------|---|---------------------------------------|------|--------|------------------|------------------|
| AIR AIRPORT COMMISSION | | | | | | |
| Program: | BG4 | CHIEF OPERATING OFFICER | | | | |
| Subfund: | 5A AAA AAA | SFIA-OPERATING-NON-PROJ-CONTROLLED FD | | | | |
| 3522 | Senior Museum Preparator | 2,048 | B | 2,490 | 7.00 | 7.00 |
| 3541 | Curator I | 2,089 | B | 2,539 | 2.00 | 2.00 |
| 3542 | Curator II | 2,551 | B | 3,101 | 3.00 | 3.00 |
| 3544 | Curator III | 2,693 | B | 3,273 | 6.77 | 7.00 |
| 3546 | Curator IV | 3,387 | B | 4,117 | 4.00 | 4.00 |
| 3554 | Associate Museum Registrar | 1,923 | B | 2,337 | 1.00 | 1.00 |
| 3556 | Museum Registrar | 2,236 | B | 2,719 | 3.00 | 3.00 |
| 3558 | Senior Museum Registrar | 2,693 | B | 3,273 | 2.00 | 2.00 |
| 7308 | Cable Splicer | 3,403 | B | 4,137 | 3.00 | 3.00 |
| TEMPM | Temporary - Miscellaneous | 0.00 | B | 0.00 | 5.04 | 4.93 |
| SubFund Total: | | | | | 149.89 | 151.70 |
| Program Total: | | | | | 149.89 | 151.70 |
| Program: | BG5 | AIRPORT DIRECTOR | | | | |
| Subfund: | 5A AAA AAA | SFIA-OPERATING-NON-PROJ-CONTROLLED FD | | | | |
| 0922 | Manager I | 3,661 | B | 4,672 | 3.00 | 3.00 |
| 0931 | Manager III | 4,238 | B | 5,408 | 1.00 | 1.00 |
| 0932 | Manager IV | 4,551 | B | 5,809 | 1.00 | 1.00 |
| 0965 | Department Head V | 8,559 | B | 10,924 | 1.00 | 1.00 |
| 1231 | EEO Programs Senior Specialist | 3,668 | B | 4,458 | 1.00 | 1.00 |
| 1232 | Training Officer | 2,989 | B | 3,633 | 2.00 | 2.00 |
| 1404 | Clerk | 1,756 | B | 2,135 | 2.00 | 2.00 |
| 1406 | Senior Clerk | 1,823 | B | 2,215 | 1.77 | 2.00 |
| 1446 | Secretary II | 2,209 | B | 2,685 | 1.00 | 1.00 |
| 1450 | Executive Secretary I | 2,407 | B | 2,926 | 1.00 | 1.00 |
| 1454 | Executive Secretary III | 2,874 | B | 3,493 | 1.00 | 1.00 |
| 1822 | Administrative Analyst | 2,841 | B | 3,453 | 0.77 | 1.00 |
| 1844 | Senior Management Assistant | 2,997 | B | 3,643 | 1.00 | 1.00 |
| 8152 | Senior Claims Investigator, City Attorney | 3,760 | B | 4,570 | 1.00 | 1.00 |
| TEMPM | Temporary - Miscellaneous | 0.00 | B | 0.00 | 1.28 | 1.30 |
| SubFund Total: | | | | | 19.82 | 20.30 |
| Program Total: | | | | | 19.82 | 20.30 |
| Program: | BG6 | FACILITIES | | | | |

Annual Salary Ordinance 2016-2017 and 2017-2018

Budgeted Position Counts (FTE) by Department and Job Code

| Job Code | Title | Low | Type | High | 2016-2017 FTE | 2017-2018 FTE |
|-------------------------------|--|-------|------|-------|------------------|------------------|
| AIR AIRPORT COMMISSION | | | | | | |
| Program: | BG6 FACILITIES | | | | | |
| Subfund: | 5A AAA AAA SFIA-OPERATING-NON-PROJ-CONTROLLED FD | | | | | |
| 0922 | Manager I | 3,661 | B | 4,672 | 2.00 | 2.00 |
| 0923 | Manager II | 3,931 | B | 5,018 | 3.00 | 3.00 |
| 0931 | Manager III | 4,238 | B | 5,408 | 2.00 | 2.00 |
| 0932 | Manager IV | 4,551 | B | 5,809 | 4.00 | 4.00 |
| 0933 | Manager V | 4,905 | B | 6,260 | 1.00 | 1.00 |
| 0942 | Manager VII | 5,636 | B | 7,193 | 1.00 | 1.00 |
| 1404 | Clerk | 1,756 | B | 2,135 | 2.00 | 2.00 |
| 1424 | Clerk Typist | 1,827 | B | 2,221 | 1.00 | 1.00 |
| 1426 | Senior Clerk Typist | 2,004 | B | 2,435 | 1.00 | 1.00 |
| 1444 | Secretary I | 1,909 | B | 2,319 | 3.00 | 3.00 |
| 1450 | Executive Secretary I | 2,407 | B | 2,926 | 2.00 | 2.00 |
| 1820 | Junior Administrative Analyst | 2,161 | B | 2,627 | 1.00 | 1.00 |
| 1842 | Management Assistant | 2,614 | B | 3,178 | 1.00 | 1.00 |
| 1920 | Inventory Clerk | 1,752 | B | 2,130 | 1.00 | 1.00 |
| 1929 | Parts Storekeeper | 2,161 | B | 2,627 | 1.00 | 1.00 |
| 1931 | Senior Parts Storekeeper | 2,348 | B | 2,855 | 1.00 | 1.00 |
| 1934 | Storekeeper | 1,923 | B | 2,337 | 1.00 | 1.00 |
| 1942 | Assistant Materials Coordinator | 3,234 | B | 3,931 | 1.00 | 1.00 |
| 2486 | Chemist I/II | 2,752 | B | 3,873 | 4.00 | 4.00 |
| 2488 | Supervising Chemist | 3,873 | B | 4,708 | 1.00 | 1.00 |
| 2618 | Food Service Supervisor | 2,058 | B | 2,502 | 2.77 | 3.00 |
| 2706 | Housekeeper/Food Service Cleaner | 1,615 | B | 1,960 | 49.00 | 49.00 |
| 2708 | Custodian | 1,835 | B | 2,230 | 429.69 | 439.69 |
| 2716 | Custodial Assistant Supervisor | 2,019 | B | 2,454 | 18.77 | 19.00 |
| 2718 | Custodial Supervisor | 2,226 | B | 2,706 | 12.00 | 12.00 |
| 2719 | Janitorial Services Assistant Supervisor | 2,412 | B | 2,933 | 6.00 | 6.00 |
| 3417 | Gardener | 2,145 | B | 2,607 | 17.00 | 17.77 |
| 3422 | Park Section Supervisor | 2,607 | B | 3,169 | 2.00 | 2.00 |
| 3424 | Integrated Pest Mgmt Specialist | 2,607 | B | 3,169 | 3.00 | 3.77 |
| 5130 | Sewage Treatment Plant Superintendent | 4,458 | B | 5,419 | 1.00 | 1.00 |
| 5266 | Architectural Associate II | 3,799 | B | 4,617 | 1.00 | 1.00 |
| 5303 | Supervisor, Traffic And Street Signs | 3,155 | B | 3,836 | 1.00 | 1.00 |
| 5638 | Environmental Assistant | 2,354 | B | 2,862 | 0.00 | 0.77 |

Annual Salary Ordinance 2016-2017 and 2017-2018

Budgeted Position Counts (FTE) by Department and Job Code

| Job Code | Title | Low | Type | High | 2016-2017 FTE | 2017-2018 FTE |
|-------------------------------|--|-------|------|-------|------------------|------------------|
| AIR AIRPORT COMMISSION | | | | | | |
| Program: | BG6 FACILITIES | | | | | |
| Subfund: | 5A AAA AAA SFIA-OPERATING-NON-PROJ-CONTROLLED FD | | | | | |
| 5640 | Environmental Specialist | 2,862 | B | 3,479 | 1.00 | 1.00 |
| 6115 | Wastewater Control Inspector | 3,126 | B | 3,799 | 1.00 | 1.77 |
| 6235 | Heating And Ventilating Inspector | 3,661 | B | 4,449 | 1.00 | 1.00 |
| 6242 | Plumbing Inspector | 3,661 | B | 4,449 | 1.00 | 1.00 |
| 6248 | Electrical Inspector | 3,661 | B | 4,449 | 2.77 | 3.00 |
| 6331 | Building Inspector | 3,661 | B | 4,449 | 3.77 | 4.00 |
| 6333 | Senior Building Inspector | 4,036 | B | 4,905 | 1.77 | 2.00 |
| 7108 | Heavy Equipment Operations Assistant Sup | 3,387 | B | 4,117 | 1.00 | 1.00 |
| 7205 | Chief Stationary Engineer | 4,256 | B | 4,256 | 3.00 | 3.00 |
| 7208 | Heavy Equipment Operations Supervisor | 3,557 | B | 4,323 | 2.00 | 2.00 |
| 7213 | Plumber Supervisor I | 3,679 | B | 4,471 | 4.00 | 4.00 |
| 7215 | General Laborer Supervisor I | 2,297 | B | 2,793 | 6.00 | 6.00 |
| 7219 | Maintenance Scheduler | 2,466 | B | 2,997 | 2.00 | 2.00 |
| 7220 | Asphalt Finisher Supervisor I | 2,977 | B | 3,618 | 1.00 | 1.00 |
| 7226 | Carpenter Supervisor I | 3,470 | B | 4,218 | 3.00 | 3.00 |
| 7236 | Locksmith Supervisor I | 3,470 | B | 4,218 | 0.77 | 1.00 |
| 7238 | Electrician Supervisor I | 3,574 | B | 4,343 | 5.54 | 6.00 |
| 7239 | Plumber Supervisor II | 4,056 | B | 4,929 | 1.00 | 1.00 |
| 7242 | Painter Supervisor I | 2,940 | B | 3,769 | 3.00 | 3.77 |
| 7247 | Sheet Metal Worker Supervisor II | 3,998 | B | 4,859 | 1.00 | 1.00 |
| 7248 | Steamfitter Supervisor II | 4,056 | B | 4,929 | 1.00 | 1.00 |
| 7252 | Chief Stationary Engineer, Sewage Plant | 4,691 | B | 4,691 | 2.00 | 2.00 |
| 7254 | Automotive Machinist Supervisor I | 4,255 | B | 4,255 | 1.00 | 1.00 |
| 7262 | Maintenance Planner | 4,428 | B | 4,428 | 1.00 | 1.00 |
| 7268 | Window Cleaner Supervisor | 2,726 | B | 3,313 | 1.00 | 1.00 |
| 7272 | Carpenter Supervisor II | 3,826 | B | 4,650 | 1.00 | 1.00 |
| 7278 | Painter Supervisor II | 3,256 | B | 3,957 | 1.00 | 1.00 |
| 7282 | Street Repair Supervisor II | 3,289 | B | 3,998 | 1.00 | 1.00 |
| 7287 | Supervising Electronic Maintenance Techn | 4,056 | B | 4,929 | 1.00 | 1.00 |
| 7306 | Automotive Body And Fender Worker | 3,234 | B | 3,234 | 1.00 | 1.00 |
| 7308 | Cable Splicer | 3,403 | B | 4,137 | 1.00 | 1.00 |

Annual Salary Ordinance 2016-2017 and 2017-2018

Budgeted Position Counts (FTE) by Department and Job Code

| Job Code | Title | Low | Type | High | 2016-2017 FTE | 2017-2018 FTE |
|-------------------------------|--|-------|------|-------|------------------|------------------|
| AIR AIRPORT COMMISSION | | | | | | |
| Program: | BG6 FACILITIES | | | | | |
| Subfund: | 5A AAA AAA SFIA-OPERATING-NON-PROJ-CONTROLLED FD | | | | | |
| 7313 | Automotive Machinist | 3,271 | B | 3,271 | 12.08 | 13.00 |
| 7315 | Automotive Machinist Assistant Superviso | 3,859 | B | 3,859 | 4.77 | 5.00 |
| 7318 | Electronic Maintenance Technician | 3,503 | B | 4,258 | 21.00 | 21.00 |
| 7328 | Operating Engineer, Universal | 3,064 | B | 3,724 | 7.00 | 7.00 |
| 7329 | Electronic Maint Technician Asst Sprv | 3,788 | B | 4,604 | 2.00 | 2.00 |
| 7333 | Apprentice Stationary Engineer | 2,181 | B | 3,187 | 1.00 | 1.00 |
| 7334 | Stationary Engineer | 3,355 | B | 3,355 | 46.00 | 46.00 |
| 7335 | Senior Stationary Engineer | 3,802 | B | 3,802 | 7.00 | 7.00 |
| 7342 | Locksmith | 2,813 | B | 3,418 | 3.00 | 3.77 |
| 7344 | Carpenter | 2,813 | B | 3,418 | 17.00 | 18.54 |
| 7345 | Electrician | 3,162 | B | 3,844 | 29.85 | 31.00 |
| 7346 | Painter | 2,589 | B | 3,147 | 30.31 | 31.00 |
| 7347 | Plumber | 3,273 | B | 3,978 | 20.00 | 20.00 |
| 7348 | Steamfitter | 3,273 | B | 3,978 | 6.00 | 6.00 |
| 7349 | Steamfitter Supervisor I | 3,679 | B | 4,471 | 1.00 | 1.00 |
| 7355 | Truck Driver | 2,539 | B | 3,234 | 17.00 | 17.00 |
| 7360 | Pipe Welder | 3,273 | B | 3,978 | 1.00 | 1.00 |
| 7372 | Stationary Engineer, Sewage Plant | 3,699 | B | 3,699 | 20.00 | 20.00 |
| 7373 | Senior Stationary Engineer, Sewage Plant | 4,187 | B | 4,187 | 3.00 | 3.00 |
| 7376 | Sheet Metal Worker | 3,289 | B | 3,998 | 13.00 | 13.00 |
| 7378 | Tile Setter | 2,589 | B | 3,147 | 1.00 | 1.00 |
| 7381 | Automotive Mechanic | 3,203 | B | 3,203 | 8.00 | 9.54 |
| 7392 | Window Cleaner | 2,478 | B | 3,012 | 18.00 | 18.77 |
| 7404 | Asphalt Finisher | 2,188 | B | 2,660 | 3.00 | 3.00 |
| 7410 | Automotive Service Worker | 2,135 | B | 2,596 | 5.00 | 5.00 |
| 7457 | Sign Worker | 2,199 | B | 2,672 | 5.00 | 5.00 |
| 7502 | Asphalt Worker | 2,115 | B | 2,571 | 2.00 | 2.00 |
| 7510 | Lighting Fixture Maintenance Worker | 1,831 | B | 2,226 | 9.00 | 9.77 |
| 7514 | General Laborer | 2,074 | B | 2,521 | 28.00 | 28.00 |
| 9240 | Airport Electrician | 3,486 | B | 4,238 | 20.54 | 21.00 |
| 9241 | Airport Electrician Supervisor | 3,788 | B | 4,604 | 3.54 | 4.00 |
| 9242 | Head Airport Electrician | 3,978 | B | 4,835 | 1.00 | 1.00 |

Annual Salary Ordinance 2016-2017 and 2017-2018

Budgeted Position Counts (FTE) by Department and Job Code

| Job Code | Title | Low | Type | High | 2016-2017 FTE | 2017-2018 FTE |
|-------------------------------|--|---------------------------------------|------|-------|------------------|------------------|
| AIR AIRPORT COMMISSION | | | | | | |
| Program: | BG7 | OPERATIONS AND SECURITY | | | | |
| Subfund: | 5A AAA AAA | SFIA-OPERATING-NON-PROJ-CONTROLLED FD | | | | |
| 7368 | Senior Communications Systems Technician | 4,238 | B | 5,151 | 1.00 | 1.00 |
| 9144 | Investigator, Taxi and Accessible Servic | 3,018 | B | 3,668 | 6.00 | 6.00 |
| 9202 | Airport Communications Dispatcher | 2,732 | B | 3,320 | 29.00 | 29.00 |
| 9203 | Senior Airport Communications Dispatcher | 3,012 | B | 3,661 | 10.00 | 10.00 |
| 9204 | Airport Communications Supervisor | 3,241 | B | 3,940 | 2.00 | 2.00 |
| 9212 | Airport Safety Officer | 2,882 | B | 3,503 | 54.47 | 57.77 |
| 9220 | Airport Operations Supervisor | 3,387 | B | 4,117 | 13.77 | 14.00 |
| 9234 | Airport Security ID Technician | 2,004 | B | 2,435 | 17.31 | 18.00 |
| 9236 | Airport Ground Transport Tech | 2,004 | B | 2,435 | 7.00 | 7.00 |
| 9247 | Airport Emergency Planning Coordinator | 3,162 | B | 3,844 | 3.00 | 3.00 |
| TEMPM | Temporary - Miscellaneous | 0.00 | B | 0.00 | 1.85 | 1.81 |
| SubFund Total: | | | | | 214.02 | 222.66 |
| Program Total: | | | | | 214.02 | 222.66 |
| Program: | BG8 | BUREAU OF DESIGN AND CONSTRUCTION | | | | |
| Subfund: | 5A AAA AAA | SFIA-OPERATING-NON-PROJ-CONTROLLED FD | | | | |
| 0932 | Manager IV | 4,551 | B | 5,809 | 1.00 | 1.00 |
| 0933 | Manager V | 4,905 | B | 6,260 | 0.77 | 1.00 |
| 1021 | IS Administrator I | 2,342 | B | 2,847 | 0.77 | 1.00 |
| 1033 | IS Trainer-Senior | 3,460 | B | 4,206 | 1.00 | 0.00 |
| 1043 | IS Engineer-Senior | 4,177 | B | 5,252 | 1.00 | 1.00 |
| 1044 | IS Engineer-Principal | 4,493 | B | 5,651 | 0.00 | 1.00 |
| 1052 | IS Business Analyst | 3,041 | B | 3,825 | 1.77 | 2.00 |
| 1053 | IS Business Analyst-Senior | 3,520 | B | 4,428 | 1.00 | 1.00 |
| 1054 | IS Business Analyst-Principal | 4,076 | B | 5,126 | 1.77 | 2.00 |
| 5207 | Associate Engineer | 3,799 | B | 4,617 | 45.54 | 49.85 |
| 5209 | Industrial Engineer | 3,799 | B | 4,617 | 1.00 | 1.00 |
| 5211 | Engineer/Architect/Landscape Architect S | 5,090 | B | 6,187 | 7.00 | 7.00 |
| 5212 | Engineer/Architect Principal | 5,905 | B | 7,178 | 1.00 | 1.00 |
| 5216 | Chief Surveyor | 4,106 | B | 4,991 | 1.00 | 1.00 |
| 5241 | Engineer | 4,397 | B | 5,345 | 23.31 | 27.08 |

Annual Salary Ordinance 2016-2017 and 2017-2018

Budgeted Position Counts (FTE) by Department and Job Code

| Job Code | Title | Low | Type | High | 2016-2017 FTE | 2017-2018 FTE |
|-------------------------------|-------------------------------------|---------------------------------------|------|-------|------------------|------------------|
| AIR AIRPORT COMMISSION | | | | | | |
| Program: | BG8 | BUREAU OF DESIGN AND CONSTRUCTION | | | | |
| Subfund: | 5A AAA AAA | SFIA-OPERATING-NON-PROJ-CONTROLLED FD | | | | |
| 5261 | Architectural Assistant II | 2,847 | B | 3,460 | 6.77 | 8.54 |
| 5265 | Architectural Associate I | 3,263 | B | 3,966 | 4.77 | 5.00 |
| 5266 | Architectural Associate II | 3,799 | B | 4,617 | 7.00 | 7.77 |
| 5268 | Architect | 4,397 | B | 5,345 | 1.77 | 2.77 |
| 5272 | Landscape Architectural Associate 2 | 3,799 | B | 4,617 | 2.00 | 2.00 |
| 5305 | Materials Testing Technician | 2,412 | B | 2,933 | 2.00 | 2.00 |
| 5310 | Survey Assistant I | 2,449 | B | 2,977 | 0.77 | 1.77 |
| 5312 | Survey Assistant II | 2,752 | B | 3,346 | 2.00 | 2.00 |
| 5314 | Survey Associate | 3,169 | B | 3,851 | 2.00 | 2.00 |
| 5362 | Engineering Assistant | 2,435 | B | 2,960 | 2.00 | 2.00 |
| 5364 | Engineering Associate I | 2,700 | B | 3,282 | 4.00 | 4.77 |
| 5366 | Engineering Associate II | 3,126 | B | 3,799 | 7.00 | 7.00 |
| 5502 | Project Manager I | 4,952 | B | 4,952 | 1.77 | 2.00 |
| 5504 | Project Manager II | 5,730 | B | 5,730 | 4.31 | 5.77 |
| 5506 | Project Manager III | 6,956 | B | 6,956 | 4.00 | 4.00 |
| 5508 | Project Manager IV | 7,758 | B | 7,758 | 3.00 | 3.77 |
| 5601 | Utility Analyst | 2,245 | B | 3,486 | 0.77 | 1.00 |
| 6317 | Assistant Construction Inspector | 2,711 | B | 3,295 | 1.00 | 1.00 |
| 6318 | Construction Inspector | 3,295 | B | 4,006 | 10.00 | 11.54 |
| 6319 | Senior Construction Inspector | 3,633 | B | 4,416 | 3.00 | 4.54 |
| 7316 | Water Service Inspector | 3,304 | B | 4,017 | 2.00 | 2.00 |
| 7317 | Senior Water Service Inspector | 3,826 | B | 4,650 | 1.00 | 1.00 |
| TEMPM | Temporary - Miscellaneous | 0.00 | B | 0.00 | 2.90 | 2.85 |
| SubFund Total: | | | | | 163.76 | 184.02 |
| Subfund: | 5A AAA OHF | OVERHEAD FUND | | | | |
| 0955 | Deputy Director V | 6,387 | B | 8,152 | 1.00 | 1.00 |
| 1070 | IS Project Director | 4,493 | B | 5,651 | 1.00 | 1.00 |
| 1406 | Senior Clerk | 1,823 | B | 2,215 | 2.00 | 2.00 |
| 1426 | Senior Clerk Typist | 2,004 | B | 2,435 | 1.00 | 1.00 |
| 1444 | Secretary I | 1,909 | B | 2,319 | 1.00 | 1.00 |
| 1446 | Secretary II | 2,209 | B | 2,685 | 1.00 | 1.00 |
| 1452 | Executive Secretary II | 2,647 | B | 3,217 | 1.00 | 1.00 |
| 1820 | Junior Administrative Analyst | 2,161 | B | 2,627 | 2.00 | 2.00 |

Annual Salary Ordinance 2016-2017 and 2017-2018

Budgeted Position Counts (FTE) by Department and Job Code

| Job Code | Title | Low | Type | High | 2016-2017 FTE | 2017-2018 FTE |
|-------------------------------|--|--|------|-------|------------------|------------------|
| AIR AIRPORT COMMISSION | | | | | | |
| Program: | BG8 | BUREAU OF DESIGN AND CONSTRUCTION | | | | |
| Subfund: | 5A AAA OHF | OVERHEAD FUND | | | | |
| 1822 | Administrative Analyst | 2,841 | B | 3,453 | 1.00 | 2.54 |
| 1823 | Senior Administrative Analyst | 3,313 | B | 4,028 | 2.77 | 3.00 |
| 1824 | Principal Administrative Analyst | 3,836 | B | 4,662 | 2.00 | 2.00 |
| 1844 | Senior Management Assistant | 2,997 | B | 3,643 | 0.77 | 1.00 |
| 5174 | Administrative Engineer | 4,725 | B | 5,742 | 2.00 | 2.00 |
| 5211 | Engineer/Architect/Landscape Architect S | 5,090 | B | 6,187 | 5.00 | 5.00 |
| 5212 | Engineer/Architect Principal | 5,905 | B | 7,178 | 3.00 | 3.00 |
| 5272 | Landscape Architectural Associate 2 | 3,799 | B | 4,617 | 1.00 | 1.00 |
| 5504 | Project Manager II | 5,730 | B | 5,730 | 1.00 | 1.00 |
| 6318 | Construction Inspector | 3,295 | B | 4,006 | 1.00 | 1.00 |
| TEMPM | Temporary - Miscellaneous | 0.00 | B | 0.00 | 2.12 | 2.90 |
| SubFund Total: | | | | | 31.66 | 34.44 |
| Program Total: | | | | | 195.42 | 218.46 |
| Program: | BG9 | PLANNING DIVISION | | | | |
| Subfund: | 5A AAA AAA | SFIA-OPERATING-NON-PROJ-CONTROLLED FD | | | | |
| 0922 | Manager I | 3,661 | B | 4,672 | 1.00 | 1.00 |
| 0931 | Manager III | 4,238 | B | 5,408 | 1.00 | 1.00 |
| 0942 | Manager VII | 5,636 | B | 7,193 | 1.00 | 1.00 |
| 1446 | Secretary II | 2,209 | B | 2,685 | 1.00 | 1.00 |
| 1450 | Executive Secretary I | 2,407 | B | 2,926 | 1.00 | 1.00 |
| 2483 | Biologist I/II | 2,752 | B | 3,873 | 1.00 | 1.00 |
| 5264 | Airport Noise Abatement Specialist | 2,660 | B | 3,234 | 3.00 | 3.00 |
| 5271 | Senior Airport Noise Abatement Specialis | 2,896 | B | 3,520 | 1.00 | 1.00 |
| 5278 | Planner II | 2,902 | B | 3,527 | 3.00 | 1.00 |
| 5283 | Planner V | 4,848 | B | 5,893 | 2.00 | 2.00 |
| 5291 | Planner III | 3,446 | B | 4,188 | 0.00 | 2.00 |
| 5293 | Planner IV | 4,082 | B | 4,961 | 1.00 | 1.00 |
| 5298 | Planner III-Environmental Review | 3,446 | B | 4,188 | 1.00 | 0.00 |
| 5299 | Planner IV-Environmental Review | 4,082 | B | 4,961 | 1.00 | 2.00 |
| SubFund Total: | | | | | 18.00 | 18.00 |
| Program Total: | | | | | 18.00 | 18.00 |
| Program: | BGQ | FIRE AIRPORT BUREAU NON-PERSONNEL COST | | | | |

Annual Salary Ordinance 2016-2017 and 2017-2018

Budgeted Position Counts (FTE) by Department and Job Code

| Job Code | Title | Low | Type | High | 2016-2017 FTE | 2017-2018 FTE |
|-------------------------------|--------------------------|--|------|------------------------------|------------------|------------------|
| AIR AIRPORT COMMISSION | | | | | | |
| Program: | BGQ | FIRE AIRPORT BUREAU NON-PERSONNEL COST | | | | |
| Subfund: | 5A AAA AAA | SFIA-OPERATING-NON-PROJ-CONTROLLED FD | | | | |
| 1450 | Executive Secretary I | 2,407 | B | 2,926 | 1.00 | 1.00 |
| | | | | SubFund Total: | 1.00 | 1.00 |
| | | | | Program Total: | 1.00 | 1.00 |
| Program: | BGR | POLICE AIRPORT BUREAU NON-PERSONNEL COST | | | | |
| Subfund: | 5A AAA AAA | SFIA-OPERATING-NON-PROJ-CONTROLLED FD | | | | |
| 9255 | Airport Economic Planner | 4,067 | B | 4,943 | 1.00 | 1.00 |
| | | | | SubFund Total: | 1.00 | 1.00 |
| | | | | Program Total: | 1.00 | 1.00 |
| | | | | AIR Department Total: | 1,828.84 | 1,894.62 |

Annual Salary Ordinance 2016-2017 and 2017-2018

Budgeted Position Counts (FTE) by Department and Job Code

| Job Code | Title | Low | Type | High | 2016-2017 FTE | 2017-2018 FTE |
|----------------------------|----------------------------------|-------------------------------------|------|-------|------------------|------------------|
| ART ARTS COMMISSION | | | | | | |
| Program: | EEJ | ART COMMISSION-ADMINISTRATION | | | | |
| Subfund: | 1G AGF AAA | GF-NON-PROJECT-CONTROLLED | | | | |
| 0932 | Manager IV | 4,551 | B | 5,809 | 0.50 | 0.50 |
| 0951 | Deputy Director I | 3,661 | B | 4,672 | 1.00 | 1.00 |
| 0961 | Department Head I | 4,551 | B | 5,809 | 1.00 | 1.00 |
| 1314 | Public Relations Officer | 3,126 | B | 3,799 | 1.00 | 1.00 |
| 1452 | Executive Secretary II | 2,647 | B | 3,217 | 1.00 | 1.00 |
| 1630 | Account Clerk | 1,886 | B | 2,292 | 1.00 | 1.00 |
| 1632 | Senior Account Clerk | 2,183 | B | 2,654 | 1.00 | 1.00 |
| 1634 | Principal Account Clerk | 2,466 | B | 2,997 | 1.00 | 1.00 |
| 1654 | Accountant III | 3,189 | B | 3,873 | 1.00 | 1.00 |
| 1823 | Senior Administrative Analyst | 3,313 | B | 4,028 | 1.00 | 1.00 |
| 1840 | Junior Management Assistant | 2,303 | B | 2,800 | 1.00 | 1.00 |
| 1842 | Management Assistant | 2,614 | B | 3,178 | 1.50 | 2.00 |
| 1844 | Senior Management Assistant | 2,997 | B | 3,643 | 1.00 | 1.00 |
| TEMPM | Temporary - Miscellaneous | 0.00 | B | 0.00 | 0.54 | 0.53 |
| SubFund Total: | | | | | 13.54 | 14.03 |
| Program Total: | | | | | 13.54 | 14.03 |
| Program: | EEM | STREET ARTISTS | | | | |
| Subfund: | 2S CRF ACB | ARTS COM-STREET ARTIST PROGRAM FUND | | | | |
| 1842 | Management Assistant | 2,614 | B | 3,178 | 1.00 | 1.00 |
| 3549 | Arts Program Assistant | 2,303 | B | 2,800 | 1.00 | 1.00 |
| SubFund Total: | | | | | 2.00 | 2.00 |
| Program Total: | | | | | 2.00 | 2.00 |
| Program: | EEN | PUBLIC ART | | | | |
| Subfund: | 1G AGF WOF | GENERAL FUND WORK ORDER FUND | | | | |
| 1824 | Principal Administrative Analyst | 3,836 | B | 4,662 | 0.90 | 0.90 |
| 1842 | Management Assistant | 2,614 | B | 3,178 | 3.00 | 3.00 |
| 1844 | Senior Management Assistant | 2,997 | B | 3,643 | 1.30 | 1.30 |
| 3549 | Arts Program Assistant | 2,303 | B | 2,800 | 2.00 | 2.00 |
| SubFund Total: | | | | | 7.20 | 7.20 |
| Program Total: | | | | | 7.20 | 7.20 |
| Program: | EER | CIVIC COLLECTION | | | | |
| Subfund: | 1G AGF AAP | GF-ANNUAL PROJECT | | | | |
| 1842 | Management Assistant | 2,614 | B | 3,178 | 0.70 | 0.70 |

Annual Salary Ordinance 2016-2017 and 2017-2018

Budgeted Position Counts (FTE) by Department and Job Code

| Job Code | Title | Low | Type | High | 2016-2017 FTE | 2017-2018 FTE |
|--|----------------------------------|-------|------|-------|------------------|------------------|
| ART ARTS COMMISSION | | | | | | |
| Program: EER CIVIC COLLECTION | | | | | | |
| Subfund: 1G AGF AAP GF-ANNUAL PROJECT | | | | | | |
| 1844 | Senior Management Assistant | 2,997 | B | 3,643 | 1.00 | 1.00 |
| 3549 | Arts Program Assistant | 2,303 | B | 2,800 | 0.50 | 0.50 |
| SubFund Total: | | | | | 2.20 | 2.20 |
| Subfund: 1G AGF WOF GENERAL FUND WORK ORDER FUND | | | | | | |
| 1824 | Principal Administrative Analyst | 3,836 | B | 4,662 | 0.10 | 0.10 |
| SubFund Total: | | | | | 0.10 | 0.10 |
| Program Total: | | | | | 2.30 | 2.30 |
| Program: EES GALLERY | | | | | | |
| Subfund: 1G AGF AAP GF-ANNUAL PROJECT | | | | | | |
| 1842 | Management Assistant | 2,614 | B | 3,178 | 2.00 | 2.00 |
| 1844 | Senior Management Assistant | 2,997 | B | 3,643 | 1.00 | 1.00 |
| 3549 | Arts Program Assistant | 2,303 | B | 2,800 | 0.50 | 0.50 |
| SubFund Total: | | | | | 3.50 | 3.50 |
| Program Total: | | | | | 3.50 | 3.50 |
| Program: EET CIVIC DESIGN | | | | | | |
| Subfund: 2S CRF ACA ARTS COM-PUBLIC ARTS FUND | | | | | | |
| 0932 | Manager IV | 4,551 | B | 5,809 | 0.50 | 0.50 |
| 3549 | Arts Program Assistant | 2,303 | B | 2,800 | 0.50 | 0.50 |
| SubFund Total: | | | | | 1.00 | 1.00 |
| Program Total: | | | | | 1.00 | 1.00 |
| Program: EEY COMMUNITY INVESTMENTS | | | | | | |
| Subfund: 1G AGF ACP GF-CONTINUING PROJECTS | | | | | | |
| 1824 | Principal Administrative Analyst | 3,836 | B | 4,662 | 2.00 | 2.00 |
| 1842 | Management Assistant | 2,614 | B | 3,178 | 2.00 | 2.00 |
| 3549 | Arts Program Assistant | 2,303 | B | 2,800 | 2.50 | 2.50 |
| SubFund Total: | | | | | 6.50 | 6.50 |
| Subfund: 1G AGF WOF GENERAL FUND WORK ORDER FUND | | | | | | |
| 1842 | Management Assistant | 2,614 | B | 3,178 | 1.00 | 1.00 |
| 3549 | Arts Program Assistant | 2,303 | B | 2,800 | 1.00 | 1.00 |
| SubFund Total: | | | | | 2.00 | 2.00 |
| Subfund: 2S CRF ACA ARTS COM-PUBLIC ARTS FUND | | | | | | |
| 3549 | Arts Program Assistant | 2,303 | B | 2,800 | 0.50 | 0.50 |

Annual Salary Ordinance 2016-2017 and 2017-2018

Budgeted Position Counts (FTE) by Department and Job Code

| Job Code | Title | Low | Type | High | 2016-2017 FTE | 2017-2018 FTE |
|------------|------------------------|-----|------------------------------|------|------------------|------------------|
| ART | ARTS COMMISSION | | | | | |
| Program: | EEY | | COMMUNITY INVESTMENTS | | | |
| Subfund: | 2S CRF ACA | | ARTS COM-PUBLIC ARTS FUND | | | |
| | | | SubFund Total: | | 0.50 | 0.50 |
| | | | Program Total: | | 9.00 | 9.00 |
| | | | ART Department Total: | | 38.54 | 39.03 |

Annual Salary Ordinance 2016-2017 and 2017-2018

Budgeted Position Counts (FTE) by Department and Job Code

| Job Code | Title | Low | Type | High | 2016-2017 FTE | 2017-2018 FTE |
|--------------------------------|--|-------|------|-------|------------------|------------------|
| ASR ASSESSOR / RECORDER | | | | | | |
| Program: | F10 PUBLIC SERVICE | | | | | |
| Subfund: | 1G AGF AAA GF-NON-PROJECT-CONTROLLED | | | | | |
| 1406 | Senior Clerk | 1,823 | B | 2,215 | 1.00 | 1.00 |
| 4213 | Assessor-Recorder Office Assistant | 1,886 | B | 2,292 | 3.00 | 3.00 |
| 4214 | Assessor-Recorder Office Specialist | 2,094 | B | 2,545 | 1.00 | 1.00 |
| 4215 | Assessor-Recorder Senior Office Speciali | 2,314 | B | 2,953 | 3.00 | 3.00 |
| SubFund Total: | | | | | 8.00 | 8.00 |
| Program Total: | | | | | 8.00 | 8.00 |
| Program: | FCG RECORDER | | | | | |
| Subfund: | 2S GSF SAF STATE AUTHORIZED SPECIAL REV FUND | | | | | |
| 1042 | IS Engineer-Journey | 3,768 | B | 4,740 | 0.75 | 0.75 |
| 1093 | IT Operations Support Administrator III | 2,847 | B | 3,460 | 1.00 | 1.00 |
| 1752 | Senior Microphoto/Imaging Technician | 2,048 | B | 2,490 | 2.00 | 2.00 |
| 4214 | Assessor-Recorder Office Specialist | 2,094 | B | 2,545 | 5.70 | 5.70 |
| 4215 | Assessor-Recorder Senior Office Speciali | 2,314 | B | 2,953 | 0.20 | 0.20 |
| SubFund Total: | | | | | 9.65 | 9.65 |
| Subfund: | 2S GSF VHS VITAL & HLTH STATISTICS FEES | | | | | |
| 4214 | Assessor-Recorder Office Specialist | 2,094 | B | 2,545 | 0.30 | 0.30 |
| SubFund Total: | | | | | 0.30 | 0.30 |
| Program Total: | | | | | 9.95 | 9.95 |
| Program: | FD6 ADMINISTRATION | | | | | |
| Subfund: | 1G AGF AAA GF-NON-PROJECT-CONTROLLED | | | | | |
| 0922 | Manager I | 3,661 | B | 4,672 | 1.00 | 1.00 |
| 0923 | Manager II | 3,931 | B | 5,018 | 0.00 | 1.00 |
| 0953 | Deputy Director III | 5,269 | B | 6,725 | 1.00 | 1.00 |
| 1042 | IS Engineer-Journey | 3,768 | B | 4,740 | 0.25 | 0.25 |
| 1052 | IS Business Analyst | 3,041 | B | 3,825 | 1.00 | 1.00 |
| 1053 | IS Business Analyst-Senior | 3,520 | B | 4,428 | 1.00 | 1.00 |
| 1071 | IS Manager | 4,716 | B | 6,718 | 1.00 | 1.00 |
| 1092 | IT Operations Support Administrator II | 2,342 | B | 2,847 | 1.00 | 1.00 |
| 1220 | Payroll Clerk | 2,247 | B | 2,732 | 1.00 | 1.00 |
| 1241 | Personnel Analyst | 2,449 | B | 3,604 | 1.77 | 2.00 |
| 1244 | Senior Personnel Analyst | 3,460 | B | 4,206 | 1.00 | 1.00 |

Annual Salary Ordinance 2016-2017 and 2017-2018

Budgeted Position Counts (FTE) by Department and Job Code

| Job Code | Title | Low | Type | High | 2016-2017 FTE | 2017-2018 FTE |
|---|--|-------|------|-------|------------------|------------------|
| ASR ASSESSOR / RECORDER | | | | | | |
| Program: FD6 ADMINISTRATION | | | | | | |
| Subfund: 1G AGF AAA GF-NON-PROJECT-CONTROLLED | | | | | | |
| 1630 | Account Clerk | 1,886 | B | 2,292 | 1.00 | 1.00 |
| 1632 | Senior Account Clerk | 2,183 | B | 2,654 | 1.00 | 1.00 |
| 1654 | Accountant III | 3,189 | B | 3,873 | 1.00 | 1.00 |
| 1823 | Senior Administrative Analyst | 3,313 | B | 4,028 | 3.00 | 3.00 |
| 1824 | Principal Administrative Analyst | 3,836 | B | 4,662 | 1.00 | 1.00 |
| 1825 | Principial Administrative Analyst II | 4,197 | B | 5,101 | 1.00 | 0.00 |
| 1842 | Management Assistant | 2,614 | B | 3,178 | 2.00 | 2.00 |
| 4290 | Assessor | 7,196 | B | 7,196 | 1.00 | 1.00 |
| SubFund Total: | | | | | 21.02 | 21.25 |
| Program Total: | | | | | 21.02 | 21.25 |
| Program: FD8 TRANSACTIONS | | | | | | |
| Subfund: 1G AGF AAA GF-NON-PROJECT-CONTROLLED | | | | | | |
| 0923 | Manager II | 3,931 | B | 5,018 | 1.00 | 1.00 |
| 1822 | Administrative Analyst | 2,841 | B | 3,453 | 1.00 | 1.00 |
| 1844 | Senior Management Assistant | 2,997 | B | 3,643 | 0.77 | 1.00 |
| 4215 | Assessor-Recorder Senior Office Speciali | 2,314 | B | 2,953 | 10.77 | 11.00 |
| SubFund Total: | | | | | 13.54 | 14.00 |
| Program Total: | | | | | 13.54 | 14.00 |
| Program: FD9 EXEMPTIONS | | | | | | |
| Subfund: 1G AGF AAA GF-NON-PROJECT-CONTROLLED | | | | | | |
| 0922 | Manager I | 3,661 | B | 4,672 | 1.00 | 1.00 |
| 1406 | Senior Clerk | 1,823 | B | 2,215 | 1.00 | 1.00 |
| 4202 | Assessment Clerk | 1,886 | B | 2,292 | 1.00 | 1.00 |
| 4214 | Assessor-Recorder Office Specialist | 2,094 | B | 2,545 | 2.00 | 2.00 |
| 4215 | Assessor-Recorder Senior Office Speciali | 2,314 | B | 2,953 | 3.00 | 3.00 |
| SubFund Total: | | | | | 8.00 | 8.00 |
| Program Total: | | | | | 8.00 | 8.00 |
| Program: FDJ REAL PROPERTY | | | | | | |
| Subfund: 1G AGF AAA GF-NON-PROJECT-CONTROLLED | | | | | | |
| 0931 | Manager III | 4,238 | B | 5,408 | 2.00 | 2.00 |
| 0933 | Manager V | 4,905 | B | 6,260 | 1.00 | 1.00 |

Annual Salary Ordinance 2016-2017 and 2017-2018

Budgeted Position Counts (FTE) by Department and Job Code

| Job Code | Title | Low | Type | High | 2016-2017 FTE | 2017-2018 FTE |
|--------------------------------|--|-------|------|-------|------------------|------------------|
| ASR ASSESSOR / RECORDER | | | | | | |
| Program: | FDJ REAL PROPERTY | | | | | |
| Subfund: | 1G AGF AAA GF-NON-PROJECT-CONTROLLED | | | | | |
| 0953 | Deputy Director III | 5,269 | B | 6,725 | 1.00 | 1.00 |
| 1042 | IS Engineer-Journey | 3,768 | B | 4,740 | 1.00 | 1.00 |
| 1820 | Junior Administrative Analyst | 2,161 | B | 2,627 | 2.00 | 2.00 |
| 1822 | Administrative Analyst | 2,841 | B | 3,453 | 1.00 | 3.00 |
| 1824 | Principal Administrative Analyst | 3,836 | B | 4,662 | 1.00 | 1.00 |
| 4213 | Assessor-Recorder Office Assistant | 1,886 | B | 2,292 | 6.00 | 4.00 |
| 4215 | Assessor-Recorder Senior Office Speciali | 2,314 | B | 2,953 | 1.00 | 1.00 |
| 4260 | Real Property Appraiser Trainee | 2,124 | B | 2,582 | 2.00 | 2.00 |
| 4261 | Real Property Appraiser | 2,819 | B | 3,426 | 29.00 | 29.00 |
| 4265 | Senior Real Property Appraiser | 3,263 | B | 3,966 | 10.00 | 10.00 |
| 4267 | Principal Real Property Appraiser | 3,777 | B | 4,591 | 7.02 | 7.25 |
| 5364 | Engineering Associate I | 2,700 | B | 3,282 | 1.00 | 1.00 |
| 5366 | Engineering Associate II | 3,126 | B | 3,799 | 1.00 | 1.00 |
| SubFund Total: | | | | | 66.02 | 66.25 |
| Subfund: | 1G AGF ACP GF-CONTINUING PROJECTS | | | | | |
| 0931 | Manager III | 4,238 | B | 5,408 | 1.00 | 1.00 |
| 1043 | IS Engineer-Senior | 4,177 | B | 5,252 | 1.00 | 1.00 |
| 1052 | IS Business Analyst | 3,041 | B | 3,825 | 1.00 | 1.00 |
| 1054 | IS Business Analyst-Principal | 4,076 | B | 5,126 | 1.00 | 1.00 |
| 1822 | Administrative Analyst | 2,841 | B | 3,453 | 0.77 | 1.00 |
| 1824 | Principal Administrative Analyst | 3,836 | B | 4,662 | 0.77 | 1.00 |
| SubFund Total: | | | | | 5.54 | 6.00 |
| Subfund: | 1G AGF WOF GENERAL FUND WORK ORDER FUND | | | | | |
| 4261 | Real Property Appraiser | 2,819 | B | 3,426 | 6.00 | 6.00 |
| 4265 | Senior Real Property Appraiser | 3,263 | B | 3,966 | 9.08 | 10.00 |
| 4267 | Principal Real Property Appraiser | 3,777 | B | 4,591 | 1.75 | 1.75 |
| SubFund Total: | | | | | 16.83 | 17.75 |
| Subfund: | 2S GSF GNC GRANTS; NON-PROJECT; CONTINUING | | | | | |
| 4214 | Assessor-Recorder Office Specialist | 2,094 | B | 2,545 | 2.00 | 0.00 |
| 4215 | Assessor-Recorder Senior Office Speciali | 2,314 | B | 2,953 | 1.00 | 0.00 |
| 4261 | Real Property Appraiser | 2,819 | B | 3,426 | 2.00 | 0.00 |
| SubFund Total: | | | | | 5.00 | 0.00 |

Annual Salary Ordinance 2016-2017 and 2017-2018

Budgeted Position Counts (FTE) by Department and Job Code

| Job Code | Title | Low | Type | High | 2016-2017 FTE | 2017-2018 FTE |
|---|--|-------|------|------------------------------|------------------|------------------|
| ASR ASSESSOR / RECORDER | | | | | | |
| Program: FDJ REAL PROPERTY | | | | | | |
| | | | | Program Total: | 93.39 | 90.00 |
| Program: FDK PERSONAL PROPERTY | | | | | | |
| Subfund: 1G AGF AAA GF-NON-PROJECT-CONTROLLED | | | | | | |
| 0923 | Manager II | 3,931 | B | 5,018 | 1.00 | 1.00 |
| 1752 | Senior Microphoto/Imaging Technician | 2,048 | B | 2,490 | 1.00 | 1.00 |
| 1822 | Administrative Analyst | 2,841 | B | 3,453 | 1.00 | 1.00 |
| 4213 | Assessor-Recorder Office Assistant | 1,886 | B | 2,292 | 3.00 | 3.00 |
| 4214 | Assessor-Recorder Office Specialist | 2,094 | B | 2,545 | 2.00 | 2.00 |
| 4215 | Assessor-Recorder Senior Office Speciali | 2,314 | B | 2,953 | 1.00 | 1.00 |
| 4220 | Personal Property Auditor | 2,819 | B | 3,426 | 8.00 | 8.00 |
| 4222 | Senior Personal Property Auditor | 3,263 | B | 3,966 | 7.00 | 7.00 |
| 4224 | Principal Personal Property Auditor | 3,777 | B | 4,591 | 2.00 | 2.00 |
| TEMPM | Temporary - Miscellaneous | 0.00 | B | 0.00 | 0.71 | 0.72 |
| | | | | SubFund Total: | 26.71 | 26.72 |
| | | | | Program Total: | 26.71 | 26.72 |
| Program: FDL TECHNICAL SERVICES | | | | | | |
| Subfund: 1G AGF ACP GF-CONTINUING PROJECTS | | | | | | |
| 4261 | Real Property Appraiser | 2,819 | B | 3,426 | 1.00 | 1.00 |
| 4265 | Senior Real Property Appraiser | 3,263 | B | 3,966 | 1.00 | 1.00 |
| | | | | SubFund Total: | 2.00 | 2.00 |
| | | | | Program Total: | 2.00 | 2.00 |
| Program: FEH TRANSFER TAX | | | | | | |
| Subfund: 1G AGF AAA GF-NON-PROJECT-CONTROLLED | | | | | | |
| 0922 | Manager I | 3,661 | B | 4,672 | 1.00 | 1.00 |
| 0931 | Manager III | 4,238 | B | 5,408 | 1.00 | 1.00 |
| 1822 | Administrative Analyst | 2,841 | B | 3,453 | 1.00 | 1.00 |
| 4215 | Assessor-Recorder Senior Office Speciali | 2,314 | B | 2,953 | 6.80 | 6.80 |
| 4310 | Commercial Division Assistant Supervisor | 2,827 | B | 3,436 | 0.77 | 1.00 |
| | | | | SubFund Total: | 10.57 | 10.80 |
| | | | | Program Total: | 10.57 | 10.80 |
| | | | | ASR Department Total: | 193.18 | 190.72 |

Annual Salary Ordinance 2016-2017 and 2017-2018

Budgeted Position Counts (FTE) by Department and Job Code

| Job Code | Title | Low | Type | High | 2016-2017 FTE | 2017-2018 FTE |
|---------------------------------|--|-------|------|----------------|------------------|------------------|
| BOS BOARD OF SUPERVISORS | | | | | | |
| Program: | FAA BOARD OF SUPERVISOR | | | | | |
| Subfund: | 1G AGF AAA GF-NON-PROJECT-CONTROLLED | | | | | |
| 0720 | Member, Board Of Supervisors | 4,379 | B | 4,379 | 11.00 | 11.00 |
| 1835 | Legislative Assistant | 3,282 | B | 3,989 | 33.00 | 33.00 |
| TEMPM | Temporary - Miscellaneous | 0.00 | B | 0.00 | 0.57 | 0.56 |
| | | | | SubFund Total: | 44.57 | 44.56 |
| | | | | Program Total: | 44.57 | 44.56 |
| Program: | F AE CLERK OF THE BOARD | | | | | |
| Subfund: | 1G AGF AAA GF-NON-PROJECT-CONTROLLED | | | | | |
| 0922 | Manager I | 3,661 | B | 4,672 | 1.00 | 1.00 |
| 0952 | Deputy Director II | 4,238 | B | 5,408 | 3.00 | 3.00 |
| 0963 | Department Head III | 5,991 | B | 7,647 | 1.00 | 1.00 |
| 1022 | IS Administrator II | 2,847 | B | 3,460 | 1.00 | 1.00 |
| 1053 | IS Business Analyst-Senior | 3,520 | B | 4,428 | 1.00 | 1.00 |
| 1094 | IT Operations Support Administrator IV | 3,460 | B | 4,206 | 1.00 | 1.00 |
| 1244 | Senior Personnel Analyst | 3,460 | B | 4,206 | 1.00 | 1.00 |
| 1406 | Senior Clerk | 1,823 | B | 2,215 | 4.00 | 4.00 |
| 1426 | Senior Clerk Typist | 2,004 | B | 2,435 | 2.00 | 2.00 |
| 1454 | Executive Secretary III | 2,874 | B | 3,493 | 2.00 | 2.00 |
| 1492 | Assistant Clerk, Board Of Supervisors | 3,295 | B | 4,006 | 5.75 | 5.75 |
| 1654 | Accountant III | 3,189 | B | 3,873 | 1.00 | 1.00 |
| 1823 | Senior Administrative Analyst | 3,313 | B | 4,028 | 1.00 | 1.00 |
| 5502 | Project Manager I | 4,952 | B | 4,952 | 1.00 | 1.00 |
| 8118 | Legislation Clerk | 2,660 | B | 3,234 | 3.00 | 3.00 |
| TEMPM | Temporary - Miscellaneous | 0.00 | B | 0.00 | 0.43 | 0.41 |
| | | | | SubFund Total: | 29.18 | 29.16 |
| | | | | Program Total: | 29.18 | 29.16 |
| Program: | FAL CHILDREN'S BASELINE | | | | | |
| Subfund: | 1G AGF AAA GF-NON-PROJECT-CONTROLLED | | | | | |
| 1130 | Youth Commission Advisor | 2,161 | B | 2,627 | 1.00 | 1.00 |
| 1362 | Special Assistant III | 1,853 | B | 2,252 | 2.00 | 2.00 |
| | | | | SubFund Total: | 3.00 | 3.00 |
| | | | | Program Total: | 3.00 | 3.00 |
| Program: | FAT LOCAL AGENCY FORMATION | | | | | |

Annual Salary Ordinance 2016-2017 and 2017-2018

Budgeted Position Counts (FTE) by Department and Job Code

| Job Code | Title | Low | Type | High | 2016-2017 FTE | 2017-2018 FTE |
|---------------------------------|---------------------------------------|-------|------|------------------------------|------------------|------------------|
| BOS BOARD OF SUPERVISORS | | | | | | |
| Program: | FAT LOCAL AGENCY FORMATION | | | | | |
| Subfund: | 1G AGF ACP GF-CONTINUING PROJECTS | | | | | |
| 1492 | Assistant Clerk, Board Of Supervisors | 3,295 | B | 4,006 | 0.25 | 0.25 |
| 9770 | Community Development Assistant | 2,140 | B | 2,602 | 1.00 | 1.00 |
| 9775 | Senior Community Devl Specialist II | 3,696 | B | 4,492 | 1.00 | 1.00 |
| | | | | SubFund Total: | 2.25 | 2.25 |
| | | | | Program Total: | 2.25 | 2.25 |
| | | | | BOS Department Total: | 79.00 | 78.97 |

Annual Salary Ordinance 2016-2017 and 2017-2018

Budgeted Position Counts (FTE) by Department and Job Code

| Job Code | Title | Low | Type | High | 2016-2017 FTE | 2017-2018 FTE |
|--------------------------|--|---------------------------|------|-------|------------------|------------------|
| CAT CITY ATTORNEY | | | | | | |
| Program: | FA2 | CLAIMS | | | | |
| Subfund: | 1G AGF AAA | GF-NON-PROJECT-CONTROLLED | | | | |
| 0922 | Manager I | 3,661 | B | 4,672 | 1.00 | 1.00 |
| 0932 | Manager IV | 4,551 | B | 5,809 | 1.00 | 1.00 |
| 0941 | Manager VI | 5,269 | B | 6,725 | 1.00 | 1.00 |
| 1406 | Senior Clerk | 1,823 | B | 2,215 | 2.00 | 2.00 |
| 1426 | Senior Clerk Typist | 2,004 | B | 2,435 | 1.00 | 1.00 |
| 1458 | Legal Secretary I | 2,564 | B | 3,117 | 1.00 | 1.00 |
| 1474 | Claims Process Clerk | 2,074 | B | 2,521 | 1.00 | 1.00 |
| 1632 | Senior Account Clerk | 2,183 | B | 2,654 | 2.00 | 2.00 |
| 8151 | Claims Investigator, City Attorney's Off | 3,410 | B | 4,145 | 18.50 | 18.50 |
| 8152 | Senior Claims Investigator, City Attorne | 3,760 | B | 4,570 | 6.00 | 6.00 |
| 9155 | Claims Investigator | 3,426 | B | 4,164 | 6.00 | 6.00 |
| 9156 | Senior Claims Investigator | 3,777 | B | 4,591 | 1.00 | 1.00 |
| 9157 | Claims Adjuster | 3,777 | B | 4,591 | 6.00 | 6.00 |
| SubFund Total: | | | | | 47.50 | 47.50 |
| Program Total: | | | | | 47.50 | 47.50 |
| Program: | FC2 | LEGAL SERVICE | | | | |
| Subfund: | 1G AGF AAA | GF-NON-PROJECT-CONTROLLED | | | | |
| 0931 | Manager III | 4,238 | B | 5,408 | 3.00 | 3.00 |
| 0932 | Manager IV | 4,551 | B | 5,809 | 1.00 | 1.00 |
| 1032 | IS Trainer-Journey | 2,847 | B | 3,460 | 1.00 | 1.00 |
| 1041 | IS Engineer-Assistant | 3,403 | B | 4,279 | 1.00 | 1.00 |
| 1043 | IS Engineer-Senior | 4,177 | B | 5,252 | 1.00 | 1.00 |
| 1071 | IS Manager | 4,716 | B | 6,718 | 1.00 | 1.00 |
| 1093 | IT Operations Support Administrator III | 2,847 | B | 3,460 | 1.00 | 1.00 |
| 1094 | IT Operations Support Administrator IV | 3,460 | B | 4,206 | 1.00 | 1.00 |
| 1095 | IT Operations Support Administrator V | 3,724 | B | 4,527 | 1.00 | 1.00 |
| 1222 | Senior Payroll And Personnel Clerk | 2,466 | B | 2,997 | 1.00 | 1.00 |
| 1406 | Senior Clerk | 1,823 | B | 2,215 | 1.00 | 1.00 |
| 1408 | Principal Clerk | 2,407 | B | 2,926 | 1.00 | 1.00 |
| 1424 | Clerk Typist | 1,827 | B | 2,221 | 3.00 | 3.00 |

Annual Salary Ordinance 2016-2017 and 2017-2018

Budgeted Position Counts (FTE) by Department and Job Code

| Job Code | Title | Low | Type | High | 2016-2017 FTE | 2017-2018 FTE |
|------------|--|-------|------|--------------------------|------------------|------------------|
| CAT | CITY ATTORNEY | | | | | |
| Program: | FC2 | | | | | |
| | LEGAL SERVICE | | | | | |
| Subfund: | 1G AGF AAA | | | | | |
| | GF-NON-PROJECT-CONTROLLED | | | | | |
| 1426 | Senior Clerk Typist | 2,004 | B | 2,435 | 1.00 | 1.00 |
| 1458 | Legal Secretary I | 2,564 | B | 3,117 | 38.50 | 38.50 |
| 1460 | Legal Secretary II | 2,758 | B | 3,353 | 12.00 | 12.00 |
| 1522 | Confidential Secretary To City Attorney | 3,080 | B | 3,744 | 1.00 | 1.00 |
| 1632 | Senior Account Clerk | 2,183 | B | 2,654 | 3.00 | 3.00 |
| 1634 | Principal Account Clerk | 2,466 | B | 2,997 | 1.00 | 1.00 |
| 1654 | Accountant III | 3,189 | B | 3,873 | 1.00 | 1.00 |
| 1824 | Principal Administrative Analyst | 3,836 | B | 4,662 | 1.00 | 1.00 |
| 1840 | Junior Management Assistant | 2,303 | B | 2,800 | 1.00 | 1.00 |
| 3616 | Library Technical Assistant I | 2,360 | B | 2,868 | 1.00 | 1.00 |
| 8113 | Court Clerk | 2,896 | B | 3,520 | 1.00 | 1.00 |
| 8151 | Claims Investigator, City Attorney's Off | 3,410 | B | 4,145 | 13.10 | 13.10 |
| 8173 | Legal Assistant | 2,711 | B | 3,295 | 3.00 | 3.00 |
| 8177 | Attorney (Civil/Criminal) | 4,152 | B | 7,273 | 128.77 | 129.00 |
| 8181 | Assistant Chief Attorney I | 6,753 | B | 8,208 | 17.00 | 17.00 |
| 8182 | Head Attorney, Civil And Criminal | 6,431 | B | 7,817 | 16.00 | 16.00 |
| 8183 | Assistant Chief Attorney II | 7,090 | B | 8,618 | 4.00 | 4.00 |
| 8193 | Chief Attorney I (Civil & Criminal) | 7,162 | B | 8,706 | 2.00 | 2.00 |
| 8197 | City Attorney | 9,268 | B | 9,268 | 1.00 | 1.00 |
| AB44 | Confidential Chief Attorney II, (Civil & | 7,414 | B | 9,012 | 3.00 | 3.00 |
| TEMPM | Temporary - Miscellaneous | 0.00 | B | 0.00 | 2.13 | 2.08 |
| | | | | SubFund Total: | 268.50 | 268.68 |
| Subfund: | 2S PPF CAF | | | | | |
| | CITY ATTORNEY-SPECIAL REVENUE FUND | | | | | |
| 0931 | Manager III | 4,238 | B | 5,408 | 1.00 | 1.00 |
| 1458 | Legal Secretary I | 2,564 | B | 3,117 | 2.00 | 2.00 |
| 8173 | Legal Assistant | 2,711 | B | 3,295 | 3.00 | 3.00 |
| 8177 | Attorney (Civil/Criminal) | 4,152 | B | 7,273 | 8.00 | 8.00 |
| | | | | SubFund Total: | 14.00 | 14.00 |
| | | | | Program Total: | 282.50 | 282.68 |
| | CAT | | | Department Total: | 330.00 | 330.18 |

Annual Salary Ordinance 2016-2017 and 2017-2018

Budgeted Position Counts (FTE) by Department and Job Code

| Job Code | Title | Low | Type | High | 2016-2017 FTE | 2017-2018 FTE |
|---|--------------------------------------|---|------|-------|------------------|------------------|
| CHF CHILDREN; YOUTH & THEIR FAMILIES | | | | | | |
| Program: | CAQ | CHILDREN'S SVCS - NON - CHILDREN'S FUND | | | | |
| Subfund: | 2S CHF GNC | GRANTS; NON-PROJECT; CONTINUING | | | | |
| 1840 | Junior Management Assistant | 2,303 | B | 2,800 | 0.02 | 0.00 |
| 1842 | Management Assistant | 2,614 | B | 3,178 | 0.08 | 0.10 |
| 9770 | Community Development Assistant | 2,140 | B | 2,602 | 0.19 | 0.25 |
| 9774 | Senior Community Devl Specialist I | 3,117 | B | 3,788 | 0.10 | 0.10 |
| TEMPM | Temporary - Miscellaneous | 0.00 | B | 0.00 | 0.17 | 0.17 |
| SubFund Total: | | | | | 0.56 | 0.62 |
| Program Total: | | | | | 0.56 | 0.62 |
| Program: | CBI | CHILDREN'S FUND PROGRAMS | | | | |
| Subfund: | 2S CHF NPR | CHILDREN'S FUND-NON PROJECT | | | | |
| 0922 | Manager I | 3,661 | B | 4,672 | 2.54 | 3.00 |
| 0923 | Manager II | 3,931 | B | 5,018 | 1.00 | 1.00 |
| 0952 | Deputy Director II | 4,238 | B | 5,408 | 2.00 | 2.00 |
| 1052 | IS Business Analyst | 3,041 | B | 3,825 | 1.00 | 1.00 |
| 1054 | IS Business Analyst-Principal | 4,076 | B | 5,126 | 1.00 | 1.00 |
| 1222 | Senior Payroll And Personnel Clerk | 2,466 | B | 2,997 | 1.00 | 1.00 |
| 1408 | Principal Clerk | 2,407 | B | 2,926 | 1.23 | 0.23 |
| 1450 | Executive Secretary I | 2,407 | B | 2,926 | 1.00 | 1.00 |
| 1634 | Principal Account Clerk | 2,466 | B | 2,997 | 1.00 | 1.00 |
| 1652 | Accountant II | 2,632 | B | 3,199 | 0.23 | 0.00 |
| 1654 | Accountant III | 3,189 | B | 3,873 | 0.77 | 1.00 |
| 1822 | Administrative Analyst | 2,841 | B | 3,453 | 1.77 | 2.00 |
| 1823 | Senior Administrative Analyst | 3,313 | B | 4,028 | 5.77 | 6.00 |
| 1824 | Principal Administrative Analyst | 3,836 | B | 4,662 | 3.00 | 3.00 |
| 1825 | Principial Administrative Analyst II | 4,197 | B | 5,101 | 0.00 | 0.77 |
| 1840 | Junior Management Assistant | 2,303 | B | 2,800 | 2.05 | 1.80 |
| 1842 | Management Assistant | 2,614 | B | 3,178 | 0.08 | 1.64 |
| 9770 | Community Development Assistant | 2,140 | B | 2,602 | 0.92 | 1.20 |
| 9772 | Community Development Specialist | 2,693 | B | 3,273 | 2.00 | 2.00 |
| 9774 | Senior Community Devl Specialist I | 3,117 | B | 3,788 | 10.27 | 10.50 |
| 9775 | Senior Community Devl Specialist II | 3,696 | B | 4,492 | 1.77 | 1.23 |
| TEMPM | Temporary - Miscellaneous | 0.00 | B | 0.00 | 1.37 | 1.34 |
| SubFund Total: | | | | | 41.77 | 43.71 |
| Program Total: | | | | | 41.77 | 43.71 |

Annual Salary Ordinance 2016-2017 and 2017-2018

Budgeted Position Counts (FTE) by Department and Job Code

| Job Code | Title | Low | Type | High | 2016-2017 FTE | 2017-2018 FTE |
|---|------------------------------------|-------|------|-------|------------------|------------------|
| CHF CHILDREN; YOUTH & THEIR FAMILIES | | | | | | |
| Program: CVP VIOLENCE PREVENTION | | | | | | |
| Subfund: 2S PPF GNC GRANTS; NON-PROJECT; CONTINUING | | | | | | |
| 1822 | Administrative Analyst | 2,841 | B | 3,453 | 1.23 | 1.00 |
| 1823 | Senior Administrative Analyst | 3,313 | B | 4,028 | 1.77 | 2.00 |
| 1824 | Principal Administrative Analyst | 3,836 | B | 4,662 | 1.00 | 1.00 |
| 9774 | Senior Community Devl Specialist I | 3,117 | B | 3,788 | 1.00 | 1.00 |
| TEMPM | Temporary - Miscellaneous | 0.00 | B | 0.00 | 0.36 | 0.34 |
| SubFund Total: | | | | | 5.36 | 5.34 |
| Program Total: | | | | | 5.36 | 5.34 |
| Program: FAL CHILDREN'S BASELINE | | | | | | |
| Subfund: 1G AGF AAA GF-NON-PROJECT-CONTROLLED | | | | | | |
| 0962 | Department Head II | 5,636 | B | 7,193 | 1.00 | 1.00 |
| SubFund Total: | | | | | 1.00 | 1.00 |
| Subfund: 1G AGF AAP GF-ANNUAL PROJECT | | | | | | |
| 9772 | Community Development Specialist | 2,693 | B | 3,273 | 1.00 | 1.00 |
| SubFund Total: | | | | | 1.00 | 1.00 |
| Subfund: 1G AGF ACP GF-CONTINUING PROJECTS | | | | | | |
| 0923 | Manager II | 3,931 | B | 5,018 | 0.50 | 1.00 |
| 1823 | Senior Administrative Analyst | 3,313 | B | 4,028 | 1.00 | 1.00 |
| 1824 | Principal Administrative Analyst | 3,836 | B | 4,662 | 1.00 | 1.00 |
| 1840 | Junior Management Assistant | 2,303 | B | 2,800 | 0.38 | 0.20 |
| 1842 | Management Assistant | 2,614 | B | 3,178 | 0.62 | 0.80 |
| 9770 | Community Development Assistant | 2,140 | B | 2,602 | 0.42 | 0.55 |
| 9774 | Senior Community Devl Specialist I | 3,117 | B | 3,788 | 0.40 | 0.40 |
| TEMPM | Temporary - Miscellaneous | 0.00 | B | 0.00 | 0.18 | 0.17 |
| SubFund Total: | | | | | 4.50 | 5.12 |
| Program Total: | | | | | 6.50 | 7.12 |
| CHF Department Total: | | | | | 54.19 | 56.79 |

Annual Salary Ordinance 2016-2017 and 2017-2018

Budgeted Position Counts (FTE) by Department and Job Code

| Job Code | Title | Low | Type | High | 2016-2017 FTE | 2017-2018 FTE |
|-----------------------|---------------------------------------|--------------------------------|------|-------|---------------|---------------|
| CON CONTROLLER | | | | | | |
| Program: | FDC | PAYROLL AND PERSONNEL SERVICES | | | | |
| Subfund: | 1G AGF AAA | GF-NON-PROJECT-CONTROLLED | | | | |
| 0923 | Manager II | 3,931 | B | 5,018 | 1.00 | 1.00 |
| 0933 | Manager V | 4,905 | B | 6,260 | 1.00 | 1.00 |
| 1218 | Payroll Supervisor | 3,162 | B | 3,844 | 2.00 | 2.00 |
| 1222 | Senior Payroll And Personnel Clerk | 2,466 | B | 2,997 | 12.00 | 12.00 |
| 1224 | Principal Payroll And Personnel Clerk | 2,719 | B | 3,304 | 3.00 | 3.00 |
| 1404 | Clerk | 1,756 | B | 2,135 | 1.00 | 1.00 |
| 1424 | Clerk Typist | 1,827 | B | 2,221 | 1.00 | 1.00 |
| 1452 | Executive Secretary II | 2,647 | B | 3,217 | 1.00 | 1.00 |
| 1654 | Accountant III | 3,189 | B | 3,873 | 1.00 | 1.00 |
| SubFund Total: | | | | | 23.00 | 23.00 |
| Subfund: | 1G AGF WOF | GENERAL FUND WORK ORDER FUND | | | | |
| 0932 | Manager IV | 4,551 | B | 5,809 | 1.00 | 1.00 |
| 0942 | Manager VII | 5,636 | B | 7,193 | 1.00 | 1.00 |
| 1042 | IS Engineer-Journey | 3,768 | B | 4,740 | 1.00 | 1.00 |
| 1043 | IS Engineer-Senior | 4,177 | B | 5,252 | 2.00 | 2.00 |
| 1044 | IS Engineer-Principal | 4,493 | B | 5,651 | 0.77 | 1.00 |
| 1053 | IS Business Analyst-Senior | 3,520 | B | 4,428 | 9.00 | 9.00 |
| 1054 | IS Business Analyst-Principal | 4,076 | B | 5,126 | 16.00 | 16.00 |
| 1063 | IS Programmer Analyst-Senior | 3,189 | B | 4,016 | 1.00 | 1.00 |
| 1064 | IS Programmer Analyst-Principal | 3,714 | B | 4,673 | 5.00 | 5.00 |
| 1070 | IS Project Director | 4,493 | B | 5,651 | 4.00 | 4.00 |
| 1820 | Junior Administrative Analyst | 2,161 | B | 2,627 | 1.00 | 1.00 |
| 1823 | Senior Administrative Analyst | 3,313 | B | 4,028 | 1.00 | 1.00 |
| TEMPM | Temporary - Miscellaneous | 0.00 | B | 0.00 | 1.18 | 1.15 |
| SubFund Total: | | | | | 43.95 | 44.15 |
| Program Total: | | | | | 66.95 | 67.15 |
| Program: | FDG | ACCOUNTING OPERATIONS | | | | |
| Subfund: | 1G AGF AAA | GF-NON-PROJECT-CONTROLLED | | | | |
| 0932 | Manager IV | 4,551 | B | 5,809 | 2.00 | 2.00 |
| 0933 | Manager V | 4,905 | B | 6,260 | 1.00 | 1.00 |
| 0953 | Deputy Director III | 5,269 | B | 6,725 | 1.00 | 1.00 |
| 1003 | IS Operator-Senior | 2,287 | B | 2,779 | 1.00 | 1.00 |
| 1052 | IS Business Analyst | 3,041 | B | 3,825 | 0.77 | 1.00 |

Annual Salary Ordinance 2016-2017 and 2017-2018

Budgeted Position Counts (FTE) by Department and Job Code

| Job Code | Title | Low | Type | High | 2016-2017 FTE | 2017-2018 FTE |
|-----------------------|--|------------------------------|------|-------|------------------|------------------|
| CON CONTROLLER | | | | | | |
| Program: | FDG | ACCOUNTING OPERATIONS | | | | |
| Subfund: | 1G AGF AAA | GF-NON-PROJECT-CONTROLLED | | | | |
| 1053 | IS Business Analyst-Senior | 3,520 | B | 4,428 | 3.77 | 3.00 |
| 1054 | IS Business Analyst-Principal | 4,076 | B | 5,126 | 3.00 | 1.00 |
| 1064 | IS Programmer Analyst-Principal | 3,714 | B | 4,673 | 1.00 | 1.00 |
| 1070 | IS Project Director | 4,493 | B | 5,651 | 2.00 | 0.00 |
| 1452 | Executive Secretary II | 2,647 | B | 3,217 | 1.00 | 1.00 |
| 1632 | Senior Account Clerk | 2,183 | B | 2,654 | 1.54 | 2.00 |
| 1634 | Principal Account Clerk | 2,466 | B | 2,997 | 1.00 | 1.00 |
| 1652 | Accountant II | 2,632 | B | 3,199 | 11.00 | 11.00 |
| 1654 | Accountant III | 3,189 | B | 3,873 | 20.31 | 21.00 |
| 1657 | Accountant IV | 3,689 | B | 4,484 | 15.77 | 15.00 |
| 1822 | Administrative Analyst | 2,841 | B | 3,453 | 1.00 | 1.00 |
| 1823 | Senior Administrative Analyst | 3,313 | B | 4,028 | 1.00 | 1.00 |
| 1825 | Prinicpal Administrative Analyst II | 4,197 | B | 5,101 | 2.00 | 2.00 |
| 1842 | Management Assistant | 2,614 | B | 3,178 | 1.00 | 1.00 |
| SubFund Total: | | | | | 71.16 | 67.00 |
| Program Total: | | | | | 71.16 | 67.00 |
| Program: | FDO | CITY SERVICES AUDITOR | | | | |
| Subfund: | 1G AGF WOF | GENERAL FUND WORK ORDER FUND | | | | |
| 0931 | Manager III | 4,238 | B | 5,408 | 1.00 | 1.00 |
| 0932 | Manager IV | 4,551 | B | 5,809 | 0.77 | 1.00 |
| 0953 | Deputy Director III | 5,269 | B | 6,725 | 2.00 | 2.00 |
| 1053 | IS Business Analyst-Senior | 3,520 | B | 4,428 | 1.00 | 1.00 |
| 1054 | IS Business Analyst-Principal | 4,076 | B | 5,126 | 1.00 | 1.00 |
| 1684 | Auditor II | 3,359 | B | 4,082 | 17.77 | 18.00 |
| 1686 | Auditor III | 3,777 | B | 4,591 | 7.77 | 8.00 |
| 1803 | Performance Analyst I | 2,377 | B | 2,890 | 4.00 | 4.00 |
| 1805 | Performance Analyst II | 3,359 | B | 4,082 | 17.00 | 17.00 |
| 1823 | Senior Administrative Analyst | 3,313 | B | 4,028 | 1.54 | 2.00 |
| 1824 | Principal Administrative Analyst | 3,836 | B | 4,662 | 1.00 | 1.00 |
| 1825 | Prinicpal Administrative Analyst II | 4,197 | B | 5,101 | 0.77 | 1.00 |
| 1830 | Performance Analyst III - Project Manage | 4,145 | B | 5,039 | 11.00 | 11.00 |
| 1844 | Senior Management Assistant | 2,997 | B | 3,643 | 2.00 | 2.00 |

Annual Salary Ordinance 2016-2017 and 2017-2018

Budgeted Position Counts (FTE) by Department and Job Code

| Job Code | Title | Low | Type | High | 2016-2017 FTE | 2017-2018 FTE |
|-----------------------|--|--|------|-------|------------------|------------------|
| CON CONTROLLER | | | | | | |
| Program: | FDO | CITY SERVICES AUDITOR | | | | |
| Subfund: | 1G AGF WOF | GENERAL FUND WORK ORDER FUND | | | | |
| 1867 | Auditor I | 2,377 | B | 2,890 | 4.00 | 4.00 |
| TEMPM | Temporary - Miscellaneous | 0.00 | B | 0.00 | 1.60 | 1.56 |
| SubFund Total: | | | | | 74.22 | 75.56 |
| Program Total: | | | | | 74.22 | 75.56 |
| Program: | FDX | FINANCIAL SYSTEMS PROJECT | | | | |
| Subfund: | 1G AGF ACP | GF-CONTINUING PROJECTS | | | | |
| 0931 | Manager III | 4,238 | B | 5,408 | 1.00 | 0.00 |
| 0933 | Manager V | 4,905 | B | 6,260 | 3.00 | 0.00 |
| 0942 | Manager VII | 5,636 | B | 7,193 | 1.00 | 0.00 |
| 1042 | IS Engineer-Journey | 3,768 | B | 4,740 | 1.00 | 0.50 |
| 1044 | IS Engineer-Principal | 4,493 | B | 5,651 | 1.00 | 0.50 |
| 1052 | IS Business Analyst | 3,041 | B | 3,825 | 1.00 | 0.00 |
| 1053 | IS Business Analyst-Senior | 3,520 | B | 4,428 | 10.00 | 0.00 |
| 1054 | IS Business Analyst-Principal | 4,076 | B | 5,126 | 4.00 | 0.00 |
| 1064 | IS Programmer Analyst-Principal | 3,714 | B | 4,673 | 6.00 | 3.00 |
| 1094 | IT Operations Support Administrator IV | 3,460 | B | 4,206 | 1.00 | 0.00 |
| 1241 | Personnel Analyst | 2,449 | B | 3,604 | 1.00 | 0.00 |
| 1654 | Accountant III | 3,189 | B | 3,873 | 2.00 | 0.00 |
| 1657 | Accountant IV | 3,689 | B | 4,484 | 2.00 | 0.00 |
| 1823 | Senior Administrative Analyst | 3,313 | B | 4,028 | 1.00 | 0.00 |
| 1824 | Principal Administrative Analyst | 3,836 | B | 4,662 | 1.00 | 0.00 |
| 1825 | Principial Administrative Analyst II | 4,197 | B | 5,101 | 1.00 | 0.00 |
| 1842 | Management Assistant | 2,614 | B | 3,178 | 1.00 | 0.00 |
| 1844 | Senior Management Assistant | 2,997 | B | 3,643 | 1.00 | 0.00 |
| SubFund Total: | | | | | 39.00 | 4.00 |
| Program Total: | | | | | 39.00 | 4.00 |
| Program: | FDY | INFO SYSTEMS OPS - FINANCIAL & PROCUREMT | | | | |
| Subfund: | 1G AGF WOF | GENERAL FUND WORK ORDER FUND | | | | |
| 0931 | Manager III | 4,238 | B | 5,408 | 0.00 | 1.00 |
| 0933 | Manager V | 4,905 | B | 6,260 | 0.00 | 3.00 |
| 0953 | Deputy Director III | 5,269 | B | 6,725 | 0.00 | 1.00 |
| 1052 | IS Business Analyst | 3,041 | B | 3,825 | 0.00 | 1.00 |

Annual Salary Ordinance 2016-2017 and 2017-2018

Budgeted Position Counts (FTE) by Department and Job Code

| Job Code | Title | Low | Type | High | 2016-2017 FTE | 2017-2018 FTE |
|-----------------------|--|--|------|--------|------------------|------------------|
| CON CONTROLLER | | | | | | |
| Program: | FDY | INFO SYSTEMS OPS - FINANCIAL & PROCUREMT | | | | |
| Subfund: | 1G AGF WOF | GENERAL FUND WORK ORDER FUND | | | | |
| 1053 | IS Business Analyst-Senior | 3,520 | B | 4,428 | 0.00 | 11.00 |
| 1054 | IS Business Analyst-Principal | 4,076 | B | 5,126 | 0.00 | 6.00 |
| 1070 | IS Project Director | 4,493 | B | 5,651 | 0.00 | 2.00 |
| 1654 | Accountant III | 3,189 | B | 3,873 | 0.00 | 1.00 |
| 1657 | Accountant IV | 3,689 | B | 4,484 | 0.00 | 3.00 |
| 1823 | Senior Administrative Analyst | 3,313 | B | 4,028 | 0.00 | 1.00 |
| 1824 | Principal Administrative Analyst | 3,836 | B | 4,662 | 0.00 | 1.00 |
| 1825 | Principial Administrative Analyst II | 4,197 | B | 5,101 | 0.00 | 1.00 |
| 1844 | Senior Management Assistant | 2,997 | B | 3,643 | 0.00 | 1.00 |
| TEMPM | Temporary - Miscellaneous | 0.00 | B | 0.00 | 0.00 | 1.07 |
| SubFund Total: | | | | | 0.00 | 34.07 |
| Program Total: | | | | | 0.00 | 34.07 |
| Program: | FEB | MANAGEMENT, BUDGET AND ANALYSIS | | | | |
| Subfund: | 1G AGF AAA | GF-NON-PROJECT-CONTROLLED | | | | |
| 0922 | Manager I | 3,661 | B | 4,672 | 1.00 | 1.00 |
| 0931 | Manager III | 4,238 | B | 5,408 | 3.00 | 3.00 |
| 0953 | Deputy Director III | 5,269 | B | 6,725 | 2.00 | 2.00 |
| 0955 | Deputy Director V | 6,387 | B | 8,152 | 1.00 | 1.00 |
| 1042 | IS Engineer-Journey | 3,768 | B | 4,740 | 1.00 | 1.00 |
| 1053 | IS Business Analyst-Senior | 3,520 | B | 4,428 | 1.00 | 1.00 |
| 1070 | IS Project Director | 4,493 | B | 5,651 | 1.00 | 1.00 |
| 1094 | IT Operations Support Administrator IV | 3,460 | B | 4,206 | 1.00 | 2.00 |
| 1222 | Senior Payroll And Personnel Clerk | 2,466 | B | 2,997 | 1.00 | 1.00 |
| 1241 | Personnel Analyst | 2,449 | B | 3,604 | 0.00 | 1.00 |
| 1244 | Senior Personnel Analyst | 3,460 | B | 4,206 | 2.00 | 2.00 |
| 1452 | Executive Secretary II | 2,647 | B | 3,217 | 1.00 | 1.00 |
| 1574 | Executive Assistant To The Controller | 3,155 | B | 3,836 | 1.00 | 1.00 |
| 1632 | Senior Account Clerk | 2,183 | B | 2,654 | 1.00 | 1.00 |
| 1649 | Accountant Intern | 2,293 | B | 2,407 | 5.00 | 5.00 |
| 1652 | Accountant II | 2,632 | B | 3,199 | 2.00 | 2.00 |
| 1654 | Accountant III | 3,189 | B | 3,873 | 1.00 | 2.00 |
| 1682 | Controller | 8,559 | B | 10,924 | 1.00 | 1.00 |

Annual Salary Ordinance 2016-2017 and 2017-2018

Budgeted Position Counts (FTE) by Department and Job Code

| Job Code | Title | Low | Type | High | 2016-2017 FTE | 2017-2018 FTE |
|------------------------------|--------------------------------------|---------------------------------|------|-------|------------------|------------------|
| CON CONTROLLER | | | | | | |
| Program: | FEB | MANAGEMENT, BUDGET AND ANALYSIS | | | | |
| Subfund: | 1G AGF AAA | GF-NON-PROJECT-CONTROLLED | | | | |
| 1820 | Junior Administrative Analyst | 2,161 | B | 2,627 | 1.00 | 1.00 |
| 1822 | Administrative Analyst | 2,841 | B | 3,453 | 1.00 | 1.00 |
| 1823 | Senior Administrative Analyst | 3,313 | B | 4,028 | 7.00 | 7.00 |
| 1824 | Principal Administrative Analyst | 3,836 | B | 4,662 | 5.00 | 5.00 |
| 1825 | Principial Administrative Analyst II | 4,197 | B | 5,101 | 2.00 | 2.00 |
| 1840 | Junior Management Assistant | 2,303 | B | 2,800 | 1.00 | 1.00 |
| 1842 | Management Assistant | 2,614 | B | 3,178 | 0.00 | 1.00 |
| 1844 | Senior Management Assistant | 2,997 | B | 3,643 | 1.00 | 1.00 |
| TEMPM | Temporary - Miscellaneous | 0.00 | B | 0.00 | 0.21 | 0.21 |
| SubFund Total: | | | | | 44.21 | 48.21 |
| Subfund: | 1G AGF ACP | GF-CONTINUING PROJECTS | | | | |
| 1844 | Senior Management Assistant | 2,997 | B | 3,643 | 1.00 | 1.00 |
| SubFund Total: | | | | | 1.00 | 1.00 |
| Program Total: | | | | | 45.21 | 49.21 |
| Program: | FFG | PUBLIC FINANCE | | | | |
| Subfund: | 1G AGF ACP | GF-CONTINUING PROJECTS | | | | |
| 0953 | Deputy Director III | 5,269 | B | 6,725 | 1.00 | 1.00 |
| 1822 | Administrative Analyst | 2,841 | B | 3,453 | 1.00 | 1.00 |
| 1824 | Principal Administrative Analyst | 3,836 | B | 4,662 | 1.00 | 1.00 |
| 1825 | Principial Administrative Analyst II | 4,197 | B | 5,101 | 1.00 | 1.00 |
| SubFund Total: | | | | | 4.00 | 4.00 |
| Program Total: | | | | | 4.00 | 4.00 |
| Program: | FFM | ECONOMIC ANALYSIS | | | | |
| Subfund: | 1G AGF ACP | GF-CONTINUING PROJECTS | | | | |
| 0931 | Manager III | 4,238 | B | 5,408 | 1.00 | 1.00 |
| 1825 | Principial Administrative Analyst II | 4,197 | B | 5,101 | 1.00 | 1.00 |
| SubFund Total: | | | | | 2.00 | 2.00 |
| Program Total: | | | | | 2.00 | 2.00 |
| CON Department Total: | | | | | 302.54 | 302.99 |

Annual Salary Ordinance 2016-2017 and 2017-2018

Budgeted Position Counts (FTE) by Department and Job Code

| Job Code | Title | Low | Type | High | 2016-2017 FTE | 2017-2018 FTE |
|--------------------------|-------------------------------------|--|------|-------|------------------|------------------|
| CPC CITY PLANNING | | | | | | |
| Program: | FAH | CITYWIDE PLANNING | | | | |
| Subfund: | 1G AGF AAA | GF-NON-PROJECT-CONTROLLED | | | | |
| 0923 | Manager II | 3,931 | B | 5,018 | 1.00 | 1.00 |
| 0953 | Deputy Director III | 5,269 | B | 6,725 | 1.00 | 1.00 |
| 1052 | IS Business Analyst | 3,041 | B | 3,825 | 1.75 | 1.41 |
| 1452 | Executive Secretary II | 2,647 | B | 3,217 | 1.00 | 1.00 |
| 1823 | Senior Administrative Analyst | 3,313 | B | 4,028 | 1.00 | 1.00 |
| 5277 | Planner I | 2,388 | B | 2,902 | 1.00 | 1.00 |
| 5278 | Planner II | 2,902 | B | 3,527 | 12.77 | 13.00 |
| 5283 | Planner V | 4,848 | B | 5,893 | 2.00 | 2.00 |
| 5291 | Planner III | 3,446 | B | 4,188 | 11.85 | 11.54 |
| 5293 | Planner IV | 4,082 | B | 4,961 | 5.00 | 5.00 |
| 5299 | Planner IV-Environmental Review | 4,082 | B | 4,961 | 1.00 | 1.00 |
| 5502 | Project Manager I | 4,952 | B | 4,952 | 1.00 | 1.00 |
| 9774 | Senior Community Devl Specialist I | 3,117 | B | 3,788 | 1.77 | 2.00 |
| 9775 | Senior Community Devl Specialist II | 3,696 | B | 4,492 | 2.50 | 2.50 |
| TEMPM | Temporary - Miscellaneous | 0.00 | B | 0.00 | 1.71 | 1.70 |
| SubFund Total: | | | | | 46.35 | 46.15 |
| Subfund: | 1G AGF ACP | GF-CONTINUING PROJECTS | | | | |
| 5275 | Planner Technician | 2,079 | B | 2,527 | 1.00 | 1.00 |
| 5277 | Planner I | 2,388 | B | 2,902 | 1.00 | 1.00 |
| 5278 | Planner II | 2,902 | B | 3,527 | 2.00 | 2.00 |
| 5291 | Planner III | 3,446 | B | 4,188 | 2.00 | 2.00 |
| 5293 | Planner IV | 4,082 | B | 4,961 | 1.00 | 1.00 |
| SubFund Total: | | | | | 7.00 | 7.00 |
| Subfund: | 2S NDF ENH | EASTERN NEIGHBORHOOD PUBLIC BENEFIT FUND | | | | |
| 1052 | IS Business Analyst | 3,041 | B | 3,825 | 0.25 | 0.59 |
| 1823 | Senior Administrative Analyst | 3,313 | B | 4,028 | 0.50 | 0.50 |
| 1824 | Principal Administrative Analyst | 3,836 | B | 4,662 | 0.25 | 0.50 |
| 5291 | Planner III | 3,446 | B | 4,188 | 0.70 | 1.01 |
| 9775 | Senior Community Devl Specialist II | 3,696 | B | 4,492 | 0.50 | 0.50 |
| SubFund Total: | | | | | 2.20 | 3.10 |
| Subfund: | 2S NDF MOC | MARKET & OCTAVIA COMMUNITY IMPROVEMENT | | | | |
| 5291 | Planner III | 3,446 | B | 4,188 | 0.35 | 0.35 |
| SubFund Total: | | | | | 0.35 | 0.35 |

Annual Salary Ordinance 2016-2017 and 2017-2018

Budgeted Position Counts (FTE) by Department and Job Code

| Job Code | Title | Low | Type | High | 2016-2017 FTE | 2017-2018 FTE |
|--------------------------|---------------------------|------------------------------------|------|-------|------------------|------------------|
| CPC CITY PLANNING | | | | | | |
| Program: | FAH | CITYWIDE PLANNING | | | | |
| Subfund: | 2S NDF RHP | RINCON HILL & SOMA COMMUNITY FUNDS | | | | |
| 5291 | Planner III | 3,446 | B | 4,188 | 0.10 | 0.10 |
| SubFund Total: | | | | | 0.10 | 0.10 |
| Program Total: | | | | | 56.00 | 56.70 |
| Program: | FDP | CURRENT PLANNING | | | | |
| Subfund: | 1G AGF AAA | GF-NON-PROJECT-CONTROLLED | | | | |
| 0923 | Manager II | 3,931 | B | 5,018 | 1.00 | 1.00 |
| 0952 | Deputy Director II | 4,238 | B | 5,408 | 1.00 | 1.00 |
| 1404 | Clerk | 1,756 | B | 2,135 | 2.00 | 2.00 |
| 1406 | Senior Clerk | 1,823 | B | 2,215 | 1.00 | 1.00 |
| 1426 | Senior Clerk Typist | 2,004 | B | 2,435 | 2.00 | 2.00 |
| 1450 | Executive Secretary I | 2,407 | B | 2,926 | 0.50 | 0.50 |
| 5275 | Planner Technician | 2,079 | B | 2,527 | 2.00 | 2.00 |
| 5277 | Planner I | 2,388 | B | 2,902 | 3.77 | 4.00 |
| 5278 | Planner II | 2,902 | B | 3,527 | 14.85 | 16.00 |
| 5291 | Planner III | 3,446 | B | 4,188 | 29.04 | 29.50 |
| 5293 | Planner IV | 4,082 | B | 4,961 | 8.77 | 9.00 |
| TEMPM | Temporary - Miscellaneous | 0.00 | B | 0.00 | 3.09 | 3.06 |
| SubFund Total: | | | | | 69.02 | 71.06 |
| Subfund: | 1G AGF ACP | GF-CONTINUING PROJECTS | | | | |
| 1404 | Clerk | 1,756 | B | 2,135 | 1.00 | 1.00 |
| 5278 | Planner II | 2,902 | B | 3,527 | 3.00 | 3.00 |
| 5291 | Planner III | 3,446 | B | 4,188 | 3.50 | 3.50 |
| SubFund Total: | | | | | 7.50 | 7.50 |
| Subfund: | 2S CDB GNC | GRANTS; NON-PROJECT; CONTINUING | | | | |
| TEMPM | Temporary - Miscellaneous | 0.00 | B | 0.00 | 0.34 | 0.34 |
| SubFund Total: | | | | | 0.34 | 0.34 |
| Program Total: | | | | | 76.86 | 78.90 |
| Program: | FEF | ADMINISTRATION/PLANNING | | | | |
| Subfund: | 1G AGF AAA | GF-NON-PROJECT-CONTROLLED | | | | |
| 0931 | Manager III | 4,238 | B | 5,408 | 2.00 | 2.00 |
| 0952 | Deputy Director II | 4,238 | B | 5,408 | 1.00 | 1.00 |
| 0953 | Deputy Director III | 5,269 | B | 6,725 | 1.00 | 1.00 |
| 0964 | Department Head IV | 6,888 | B | 8,791 | 1.00 | 1.00 |

Annual Salary Ordinance 2016-2017 and 2017-2018

Budgeted Position Counts (FTE) by Department and Job Code

| Job Code | Title | Low | Type | High | 2016-2017 FTE | 2017-2018 FTE |
|--------------------------|--|---------------------------|------|-------|---------------|---------------|
| CPC CITY PLANNING | | | | | | |
| Program: | FEF | ADMINISTRATION/PLANNING | | | | |
| Subfund: | 1G AGF AAA | GF-NON-PROJECT-CONTROLLED | | | | |
| 1043 | IS Engineer-Senior | 4,177 | B | 5,252 | 1.00 | 1.00 |
| 1052 | IS Business Analyst | 3,041 | B | 3,825 | 1.00 | 1.00 |
| 1053 | IS Business Analyst-Senior | 3,520 | B | 4,428 | 2.00 | 2.00 |
| 1054 | IS Business Analyst-Principal | 4,076 | B | 5,126 | 1.00 | 1.00 |
| 1094 | IT Operations Support Administrator IV | 3,460 | B | 4,206 | 2.00 | 2.00 |
| 1222 | Senior Payroll And Personnel Clerk | 2,466 | B | 2,997 | 1.00 | 1.00 |
| 1232 | Training Officer | 2,989 | B | 3,633 | 1.00 | 1.00 |
| 1241 | Personnel Analyst | 2,449 | B | 3,604 | 1.00 | 1.00 |
| 1244 | Senior Personnel Analyst | 3,460 | B | 4,206 | 1.00 | 1.00 |
| 1312 | Public Information Officer | 2,621 | B | 3,187 | 1.00 | 1.00 |
| 1314 | Public Relations Officer | 3,126 | B | 3,799 | 1.00 | 1.00 |
| 1404 | Clerk | 1,756 | B | 2,135 | 2.00 | 2.00 |
| 1406 | Senior Clerk | 1,823 | B | 2,215 | 2.00 | 2.00 |
| 1426 | Senior Clerk Typist | 2,004 | B | 2,435 | 2.00 | 2.00 |
| 1450 | Executive Secretary I | 2,407 | B | 2,926 | 1.50 | 1.50 |
| 1454 | Executive Secretary III | 2,874 | B | 3,493 | 1.00 | 1.00 |
| 1634 | Principal Account Clerk | 2,466 | B | 2,997 | 1.00 | 1.00 |
| 1654 | Accountant III | 3,189 | B | 3,873 | 1.00 | 1.00 |
| 1823 | Senior Administrative Analyst | 3,313 | B | 4,028 | 4.50 | 4.50 |
| 1824 | Principal Administrative Analyst | 3,836 | B | 4,662 | 0.25 | 0.50 |
| 5275 | Planner Technician | 2,079 | B | 2,527 | 0.50 | 0.50 |
| 5283 | Planner V | 4,848 | B | 5,893 | 1.00 | 1.00 |
| 5291 | Planner III | 3,446 | B | 4,188 | 6.54 | 7.00 |
| 5293 | Planner IV | 4,082 | B | 4,961 | 2.00 | 2.00 |
| TEMPM | Temporary - Miscellaneous | 0.00 | B | 0.00 | 1.06 | 1.03 |
| SubFund Total: | | | | | 44.35 | 45.03 |
| Subfund: | 1G AGF ACP | GF-CONTINUING PROJECTS | | | | |
| 1070 | IS Project Director | 4,493 | B | 5,651 | 1.00 | 1.00 |
| SubFund Total: | | | | | 1.00 | 1.00 |
| Program Total: | | | | | 45.35 | 46.03 |
| Program: | FFP | ENVIRONMENTAL PLANNING | | | | |
| Subfund: | 1G AGF AAA | GF-NON-PROJECT-CONTROLLED | | | | |

Annual Salary Ordinance 2016-2017 and 2017-2018

Budgeted Position Counts (FTE) by Department and Job Code

| Job Code | Title | Low | Type | High | 2016-2017 FTE | 2017-2018 FTE |
|--------------------------|----------------------------------|--------------------------------------|------|-------|------------------|------------------|
| CPC CITY PLANNING | | | | | | |
| Program: FFP | | ENVIRONMENTAL PLANNING | | | | |
| Subfund: 1G AGF AAA | | GF-NON-PROJECT-CONTROLLED | | | | |
| 0923 | Manager II | 3,931 | B | 5,018 | 1.00 | 1.00 |
| 0932 | Manager IV | 4,551 | B | 5,809 | 1.00 | 1.00 |
| 1406 | Senior Clerk | 1,823 | B | 2,215 | 1.00 | 1.00 |
| 5275 | Planner Technician | 2,079 | B | 2,527 | 2.00 | 2.00 |
| 5277 | Planner I | 2,388 | B | 2,902 | 1.00 | 1.00 |
| 5278 | Planner II | 2,902 | B | 3,527 | 4.00 | 4.00 |
| 5298 | Planner III-Environmental Review | 3,446 | B | 4,188 | 20.13 | 20.36 |
| 5299 | Planner IV-Environmental Review | 4,082 | B | 4,961 | 8.00 | 8.00 |
| TEMPM | Temporary - Miscellaneous | 0.00 | B | 0.00 | 1.62 | 1.63 |
| SubFund Total: | | | | | 39.75 | 39.99 |
| Subfund: 1G AGF ACP | | GF-CONTINUING PROJECTS | | | | |
| 5278 | Planner II | 2,902 | B | 3,527 | 1.00 | 1.00 |
| 5298 | Planner III-Environmental Review | 3,446 | B | 4,188 | 2.00 | 2.00 |
| SubFund Total: | | | | | 3.00 | 3.00 |
| Program Total: | | | | | 42.75 | 42.99 |
| Program: FZA | | ZONING ADMINISTRATION AND COMPLIANCE | | | | |
| Subfund: 1G AGF AAA | | GF-NON-PROJECT-CONTROLLED | | | | |
| 1450 | Executive Secretary I | 2,407 | B | 2,926 | 2.00 | 2.00 |
| 5275 | Planner Technician | 2,079 | B | 2,527 | 0.50 | 0.50 |
| 5277 | Planner I | 2,388 | B | 2,902 | 0.77 | 1.00 |
| 5278 | Planner II | 2,902 | B | 3,527 | 3.00 | 3.00 |
| 5283 | Planner V | 4,848 | B | 5,893 | 1.00 | 1.00 |
| 5291 | Planner III | 3,446 | B | 4,188 | 3.00 | 3.00 |
| 5293 | Planner IV | 4,082 | B | 4,961 | 2.00 | 2.00 |
| SubFund Total: | | | | | 12.27 | 12.50 |
| Subfund: 1G AGF ACP | | GF-CONTINUING PROJECTS | | | | |
| 5277 | Planner I | 2,388 | B | 2,902 | 1.00 | 1.00 |
| SubFund Total: | | | | | 1.00 | 1.00 |
| Subfund: 2S NDF PCE | | PLANNING CODE ENFORCEMENT FUND | | | | |
| 5275 | Planner Technician | 2,079 | B | 2,527 | 1.00 | 1.00 |
| 5278 | Planner II | 2,902 | B | 3,527 | 0.00 | 0.77 |
| 5291 | Planner III | 3,446 | B | 4,188 | 3.77 | 4.00 |
| SubFund Total: | | | | | 4.77 | 5.77 |

Annual Salary Ordinance 2016-2017 and 2017-2018

Budgeted Position Counts (FTE) by Department and Job Code

| Job Code | Title | Low | Type | High | 2016-2017 FTE | 2017-2018 FTE |
|------------|----------------------|-----|--------------------------------------|------|------------------|------------------|
| CPC | CITY PLANNING | | | | | |
| Program: | FZA | | ZONING ADMINISTRATION AND COMPLIANCE | | | |
| | | | Program Total: | | 18.04 | 19.27 |
| | | | CPC Department Total: | | 239.00 | 243.89 |

Annual Salary Ordinance 2016-2017 and 2017-2018

Budgeted Position Counts (FTE) by Department and Job Code

| Job Code | Title | Low | Type | High | 2016-2017 FTE | 2017-2018 FTE |
|------------|---------------------------------|---------------------------|------------|-------------------|------------------|------------------|
| CSC | CIVIL SERVICE COMMISSION | | | | | |
| Program: | FCV | CIVIL SERVICE COMMISSION | | | | |
| Subfund: | 1G AGF AAA | GF-NON-PROJECT-CONTROLLED | | | | |
| 0951 | Deputy Director I | 3,661 | B | 4,672 | 1.00 | 1.00 |
| 0961 | Department Head I | 4,551 | B | 5,809 | 1.00 | 1.00 |
| 1203 | Personnel Technician | 2,371 | B | 2,882 | 1.00 | 1.00 |
| 1241 | Personnel Analyst | 2,449 | B | 3,604 | 1.00 | 1.00 |
| 1244 | Senior Personnel Analyst | 3,460 | B | 4,206 | 1.00 | 1.00 |
| 1426 | Senior Clerk Typist | 2,004 | B | 2,435 | 1.00 | 1.00 |
| TEMPM | Temporary - Miscellaneous | 0.00 | B | 0.00 | 0.02 | 0.02 |
| | | | | SubFund Total: | 6.02 | 6.02 |
| | | | | Program Total: | 6.02 | 6.02 |
| | | | CSC | Department Total: | 6.02 | 6.02 |

Annual Salary Ordinance 2016-2017 and 2017-2018

Budgeted Position Counts (FTE) by Department and Job Code

| Job Code | Title | Low | Type | High | 2016-2017 FTE | 2017-2018 FTE |
|-----------------------------------|---|--------------------------------|------|-------|------------------|------------------|
| CSS CHILD SUPPORT SERVICES | | | | | | |
| Program: | CAF | CHILD SUPPORT SERVICES PROGRAM | | | | |
| Subfund: | 2S CSS ANP | CSS-OPERATING-NON-PROJECT FUND | | | | |
| 0922 | Manager I | 3,661 | B | 4,672 | 4.00 | 4.00 |
| 0952 | Deputy Director II | 4,238 | B | 5,408 | 1.00 | 1.00 |
| 0963 | Department Head III | 5,991 | B | 7,647 | 1.00 | 1.00 |
| 1062 | IS Programmer Analyst | 2,626 | B | 3,303 | 1.00 | 1.00 |
| 1093 | IT Operations Support Administrator III | 2,847 | B | 3,460 | 1.00 | 1.00 |
| 1094 | IT Operations Support Administrator IV | 3,460 | B | 4,206 | 1.00 | 1.00 |
| 1204 | Senior Personnel Clerk | 2,264 | B | 2,752 | 1.00 | 1.00 |
| 1222 | Senior Payroll And Personnel Clerk | 2,466 | B | 2,997 | 1.00 | 1.00 |
| 1244 | Senior Personnel Analyst | 3,460 | B | 4,206 | 1.00 | 1.00 |
| 1310 | Public Relations Assistant | 1,980 | B | 2,407 | 1.00 | 1.00 |
| 1404 | Clerk | 1,756 | B | 2,135 | 2.00 | 2.00 |
| 1406 | Senior Clerk | 1,823 | B | 2,215 | 1.00 | 1.00 |
| 1424 | Clerk Typist | 1,827 | B | 2,221 | 2.00 | 2.00 |
| 1426 | Senior Clerk Typist | 2,004 | B | 2,435 | 2.00 | 2.00 |
| 1450 | Executive Secretary I | 2,407 | B | 2,926 | 1.00 | 1.00 |
| 1630 | Account Clerk | 1,886 | B | 2,292 | 1.00 | 1.00 |
| 1632 | Senior Account Clerk | 2,183 | B | 2,654 | 1.00 | 1.00 |
| 1654 | Accountant III | 3,189 | B | 3,873 | 1.00 | 1.00 |
| 4320 | Cashier I | 1,827 | B | 2,221 | 1.00 | 1.00 |
| 8158 | Child Support Officer II | 2,539 | B | 3,087 | 54.00 | 54.00 |
| 8159 | Child Support Officer III | 3,027 | B | 3,679 | 9.00 | 9.00 |
| 8177 | Attorney (Civil/Criminal) | 4,152 | B | 7,273 | 3.00 | 3.00 |
| 8182 | Head Attorney, Civil And Criminal | 6,431 | B | 7,817 | 1.00 | 1.00 |
| SubFund Total: | | | | | 92.00 | 92.00 |
| Program Total: | | | | | 92.00 | 92.00 |
| CSS Department Total: | | | | | 92.00 | 92.00 |

Annual Salary Ordinance 2016-2017 and 2017-2018

Budgeted Position Counts (FTE) by Department and Job Code

| Job Code | Title | Low | Type | High | 2016-2017 FTE | 2017-2018 FTE |
|---|--|-------|------|-------|------------------|------------------|
| DAT DISTRICT ATTORNEY | | | | | | |
| Program: AIA FELONY PROSECUTION | | | | | | |
| Subfund: 1G AGF AAA GF-NON-PROJECT-CONTROLLED | | | | | | |
| 1822 | Administrative Analyst | 2,841 | B | 3,453 | 1.00 | 2.00 |
| 8133 | Victim/Witness Investigator III | 3,056 | B | 3,714 | 1.06 | 1.06 |
| 8146 | District Attorney's Investigator | 3,387 | B | 4,323 | 1.93 | 1.93 |
| 8147 | Senior District Attorney's Investigator | 3,679 | B | 4,695 | 5.85 | 5.85 |
| 8148 | Chief District Attorney's Investigator | 5,269 | B | 6,725 | 1.00 | 1.00 |
| 8149 | Assistant Chief District Attorney's Inve | 3,921 | B | 5,005 | 3.00 | 3.00 |
| 8177 | Attorney (Civil/Criminal) | 4,152 | B | 7,273 | 88.84 | 89.30 |
| 8181 | Assistant Chief Attorney I | 6,753 | B | 8,208 | 5.00 | 5.00 |
| 8182 | Head Attorney, Civil And Criminal | 6,431 | B | 7,817 | 12.00 | 12.00 |
| 8550 | Dist Atty Investigator (SFERS) | 3,387 | B | 4,323 | 17.00 | 17.00 |
| 8558 | PrDAInvest, SpecUnit (SFERS) | 4,238 | B | 5,408 | 1.00 | 1.00 |
| SubFund Total: | | | | | 137.68 | 139.14 |
| Subfund: 1G AGF ACP GF-CONTINUING PROJECTS | | | | | | |
| 8146 | District Attorney's Investigator | 3,387 | B | 4,323 | 1.00 | 1.00 |
| 8177 | Attorney (Civil/Criminal) | 4,152 | B | 7,273 | 0.40 | 0.40 |
| SubFund Total: | | | | | 1.40 | 1.40 |
| Subfund: 2S PPF DAF DA-SPECIAL REVENUE FUND | | | | | | |
| 8133 | Victim/Witness Investigator III | 3,056 | B | 3,714 | 2.00 | 2.00 |
| 8146 | District Attorney's Investigator | 3,387 | B | 4,323 | 1.00 | 1.00 |
| 8177 | Attorney (Civil/Criminal) | 4,152 | B | 7,273 | 1.00 | 1.00 |
| TEMPM | Temporary - Miscellaneous | 0.00 | B | 0.00 | 0.42 | 0.41 |
| SubFund Total: | | | | | 4.42 | 4.41 |
| Program Total: | | | | | 143.50 | 144.95 |
| Program: AID CAREER CRIMINAL PROSECUTION | | | | | | |
| Subfund: 1G AGF ACP GF-CONTINUING PROJECTS | | | | | | |
| 1458 | Legal Secretary I | 2,564 | B | 3,117 | 1.00 | 1.00 |
| 8132 | District Attorney's Investigative Assist | 2,383 | B | 3,041 | 0.25 | 0.25 |
| 8147 | Senior District Attorney's Investigator | 3,679 | B | 4,695 | 1.00 | 1.00 |
| 8177 | Attorney (Civil/Criminal) | 4,152 | B | 7,273 | 2.90 | 2.90 |
| 8182 | Head Attorney, Civil And Criminal | 6,431 | B | 7,817 | 1.00 | 1.00 |
| SubFund Total: | | | | | 6.15 | 6.15 |
| Program Total: | | | | | 6.15 | 6.15 |
| Program: AIE WORK ORDERS & GRANTS | | | | | | |

Annual Salary Ordinance 2016-2017 and 2017-2018

Budgeted Position Counts (FTE) by Department and Job Code

| Job Code | Title | Low | Type | High | 2016-2017 FTE | 2017-2018 FTE |
|------------------------------|--|---------------------------------|------|-------|------------------|------------------|
| DAT DISTRICT ATTORNEY | | | | | | |
| Program: | AIE | WORK ORDERS & GRANTS | | | | |
| Subfund: | 1G AGF WOF | GENERAL FUND WORK ORDER FUND | | | | |
| 8132 | District Attorney's Investigative Assist | 2,383 | B | 3,041 | 0.51 | 0.51 |
| 8133 | Victim/Witness Investigator III | 3,056 | B | 3,714 | 2.00 | 2.00 |
| 8177 | Attorney (Civil/Criminal) | 4,152 | B | 7,273 | 2.35 | 2.35 |
| 8181 | Assistant Chief Attorney I | 6,753 | B | 8,208 | 1.00 | 1.00 |
| SubFund Total: | | | | | 5.86 | 5.86 |
| Subfund: | 2S PPF GNC | GRANTS; NON-PROJECT; CONTINUING | | | | |
| 0922 | Manager I | 3,661 | B | 4,672 | 1.00 | 1.00 |
| 0923 | Manager II | 3,931 | B | 5,018 | 0.60 | 0.60 |
| 1458 | Legal Secretary I | 2,564 | B | 3,117 | 0.25 | 0.25 |
| 1822 | Administrative Analyst | 2,841 | B | 3,453 | 1.00 | 0.00 |
| 8129 | Victim/Witness Investigator I | 2,337 | B | 2,841 | 10.02 | 10.75 |
| 8131 | Victim/Witness Investigator II | 2,564 | B | 3,117 | 2.10 | 2.10 |
| 8132 | District Attorney's Investigative Assist | 2,383 | B | 3,041 | 2.57 | 2.80 |
| 8133 | Victim/Witness Investigator III | 3,056 | B | 3,714 | 4.00 | 4.00 |
| 8135 | Assistant Chief Victim/Witness Investiga | 3,320 | B | 4,036 | 2.01 | 2.01 |
| 8146 | District Attorney's Investigator | 3,387 | B | 4,323 | 2.82 | 2.82 |
| 8147 | Senior District Attorney's Investigator | 3,679 | B | 4,695 | 0.30 | 0.30 |
| 8177 | Attorney (Civil/Criminal) | 4,152 | B | 7,273 | 6.49 | 6.49 |
| TEMPM | Temporary - Miscellaneous | 0.00 | B | 0.00 | 0.30 | 0.29 |
| SubFund Total: | | | | | 33.46 | 33.41 |
| Program Total: | | | | | 39.32 | 39.27 |
| Program: | AIF | MISDEMEANOR PROSECUTION | | | | |
| Subfund: | 1G AGF AAA | GF-NON-PROJECT-CONTROLLED | | | | |
| 8177 | Attorney (Civil/Criminal) | 4,152 | B | 7,273 | 15.00 | 15.00 |
| SubFund Total: | | | | | 15.00 | 15.00 |
| Program Total: | | | | | 15.00 | 15.00 |
| Program: | AIH | CHILD ABDUCTION | | | | |
| Subfund: | 1G AGF ACP | GF-CONTINUING PROJECTS | | | | |
| 8146 | District Attorney's Investigator | 3,387 | B | 4,323 | 2.00 | 2.00 |
| 8147 | Senior District Attorney's Investigator | 3,679 | B | 4,695 | 1.00 | 1.00 |
| 8149 | Assistant Chief District Attorney's Inve | 3,921 | B | 5,005 | 1.00 | 1.00 |
| 8177 | Attorney (Civil/Criminal) | 4,152 | B | 7,273 | 1.00 | 1.00 |

Annual Salary Ordinance 2016-2017 and 2017-2018

Budgeted Position Counts (FTE) by Department and Job Code

| Job Code | Title | Low | Type | High | 2016-2017 FTE | 2017-2018 FTE |
|------------------------------|--|-------|----------------|-------|------------------|------------------|
| DAT DISTRICT ATTORNEY | | | | | | |
| Program: | AIH CHILD ABDUCTION | | | | | |
| Subfund: | 1G AGF ACP GF-CONTINUING PROJECTS | | | | | |
| 8550 | Dist Atty Investigator (SFERS) | 3,387 | B | 4,323 | 1.00 | 1.00 |
| | | | SubFund Total: | | 6.00 | 6.00 |
| | | | Program Total: | | 6.00 | 6.00 |
| Program: | AII SUPPORT SERVICES | | | | | |
| Subfund: | 1G AGF AAA GF-NON-PROJECT-CONTROLLED | | | | | |
| 0922 | Manager I | 3,661 | B | 4,672 | 1.00 | 1.00 |
| 0923 | Manager II | 3,931 | B | 5,018 | 1.00 | 1.00 |
| 0931 | Manager III | 4,238 | B | 5,408 | 2.00 | 2.00 |
| 0932 | Manager IV | 4,551 | B | 5,809 | 2.00 | 2.00 |
| 0933 | Manager V | 4,905 | B | 6,260 | 1.00 | 1.00 |
| 1043 | IS Engineer-Senior | 4,177 | B | 5,252 | 1.00 | 1.00 |
| 1044 | IS Engineer-Principal | 4,493 | B | 5,651 | 1.00 | 1.00 |
| 1054 | IS Business Analyst-Principal | 4,076 | B | 5,126 | 1.00 | 1.00 |
| 1092 | IT Operations Support Administrator II | 2,342 | B | 2,847 | 1.00 | 1.00 |
| 1093 | IT Operations Support Administrator III | 2,847 | B | 3,460 | 1.50 | 2.00 |
| 1095 | IT Operations Support Administrator V | 3,724 | B | 4,527 | 1.00 | 1.00 |
| 1226 | Chief Payroll And Personnel Clerk | 2,868 | B | 3,486 | 1.00 | 1.00 |
| 1244 | Senior Personnel Analyst | 3,460 | B | 4,206 | 1.00 | 1.00 |
| 1404 | Clerk | 1,756 | B | 2,135 | 1.00 | 1.00 |
| 1458 | Legal Secretary I | 2,564 | B | 3,117 | 2.78 | 2.78 |
| 1657 | Accountant IV | 3,689 | B | 4,484 | 1.00 | 1.00 |
| 1823 | Senior Administrative Analyst | 3,313 | B | 4,028 | 1.00 | 1.00 |
| 1824 | Principal Administrative Analyst | 3,836 | B | 4,662 | 1.00 | 1.00 |
| 8129 | Victim/Witness Investigator I | 2,337 | B | 2,841 | 1.00 | 1.00 |
| 8131 | Victim/Witness Investigator II | 2,564 | B | 3,117 | 3.90 | 3.90 |
| 8132 | District Attorney's Investigative Assist | 2,383 | B | 3,041 | 30.31 | 30.31 |
| 8133 | Victim/Witness Investigator III | 3,056 | B | 3,714 | 9.00 | 9.00 |
| 8135 | Assistant Chief Victim/Witness Investiga | 3,320 | B | 4,036 | 3.00 | 3.00 |
| 8173 | Legal Assistant | 2,711 | B | 3,295 | 1.00 | 1.00 |
| | | | SubFund Total: | | 70.49 | 70.99 |
| | | | Program Total: | | 70.49 | 70.99 |
| Program: | AIJ FAMILY VIOLENCE PROGRAM | | | | | |

Annual Salary Ordinance 2016-2017 and 2017-2018

Budgeted Position Counts (FTE) by Department and Job Code

| Job Code | Title | Low | Type | High | 2016-2017 FTE | 2017-2018 FTE |
|--|---|-------|------|-------|------------------|------------------|
| DAT DISTRICT ATTORNEY | | | | | | |
| Program: AIJ FAMILY VIOLENCE PROGRAM | | | | | | |
| Subfund: 1G AGF ACP GF-CONTINUING PROJECTS | | | | | | |
| 0923 | Manager II | 3,931 | B | 5,018 | 0.40 | 0.40 |
| 8129 | Victim/Witness Investigator I | 2,337 | B | 2,841 | 12.90 | 12.90 |
| 8131 | Victim/Witness Investigator II | 2,564 | B | 3,117 | 3.00 | 3.00 |
| 8135 | Assistant Chief Victim/Witness Investiga | 3,320 | B | 4,036 | 0.64 | 0.64 |
| 8177 | Attorney (Civil/Criminal) | 4,152 | B | 7,273 | 0.42 | 0.42 |
| SubFund Total: | | | | | 17.36 | 17.36 |
| Program Total: | | | | | 17.36 | 17.36 |
| Program: ASI ADMINISTRATION - CRIMINAL & CIVIL | | | | | | |
| Subfund: 1G AGF AAA GF-NON-PROJECT-CONTROLLED | | | | | | |
| 0943 | Manager VIII | 6,387 | B | 8,152 | 2.00 | 2.00 |
| 8183 | Assistant Chief Attorney II | 7,090 | B | 8,618 | 2.00 | 2.00 |
| 8198 | District Attorney | 9,958 | B | 9,958 | 1.00 | 1.00 |
| SubFund Total: | | | | | 5.00 | 5.00 |
| Subfund: 1G AGF AAP GF-ANNUAL PROJECT | | | | | | |
| 8132 | District Attorney's Investigative Assist | 2,383 | B | 3,041 | 1.54 | 2.00 |
| 8149 | Assistant Chief District Attorney's Inve | 3,921 | B | 5,005 | 0.77 | 1.00 |
| 8177 | Attorney (Civil/Criminal) | 4,152 | B | 7,273 | 3.85 | 5.00 |
| 8182 | Head Attorney, Civil And Criminal | 6,431 | B | 7,817 | 0.77 | 1.00 |
| 8550 | Dist Atty Investigator (SFERS) | 3,387 | B | 4,323 | 3.85 | 5.00 |
| SubFund Total: | | | | | 10.78 | 14.00 |
| Program Total: | | | | | 15.78 | 19.00 |
| DAT Department Total: | | | | | 313.60 | 318.72 |

Annual Salary Ordinance 2016-2017 and 2017-2018

Budgeted Position Counts (FTE) by Department and Job Code

| Job Code | Title | Low | Type | High | 2016-2017 FTE | 2017-2018 FTE |
|------------|---|---------------------------------|------|-------|------------------|------------------|
| DBI | BUILDING INSPECTION | | | | | |
| Program: | BAN | ADMINISTRATION/SUPPORT SERVICES | | | | |
| Subfund: | 2S BIF ANP | BIF-OPERATING-NONPROJECT FUND | | | | |
| 0923 | Manager II | 3,931 | B | 5,018 | 2.00 | 2.00 |
| 0931 | Manager III | 4,238 | B | 5,408 | 2.00 | 2.00 |
| 0941 | Manager VI | 5,269 | B | 6,725 | 1.00 | 1.00 |
| 0953 | Deputy Director III | 5,269 | B | 6,725 | 1.00 | 1.00 |
| 0963 | Department Head III | 5,991 | B | 7,647 | 1.00 | 1.00 |
| 1042 | IS Engineer-Journey | 3,768 | B | 4,740 | 3.00 | 3.00 |
| 1043 | IS Engineer-Senior | 4,177 | B | 5,252 | 3.00 | 3.00 |
| 1044 | IS Engineer-Principal | 4,493 | B | 5,651 | 3.00 | 3.00 |
| 1052 | IS Business Analyst | 3,041 | B | 3,825 | 1.00 | 1.00 |
| 1053 | IS Business Analyst-Senior | 3,520 | B | 4,428 | 3.00 | 3.00 |
| 1054 | IS Business Analyst-Principal | 4,076 | B | 5,126 | 1.00 | 1.00 |
| 1070 | IS Project Director | 4,493 | B | 5,651 | 2.00 | 2.00 |
| 1094 | IT Operations Support Administrator IV | 3,460 | B | 4,206 | 3.00 | 3.00 |
| 1203 | Personnel Technician | 2,371 | B | 2,882 | 1.00 | 1.00 |
| 1220 | Payroll Clerk | 2,247 | B | 2,732 | 1.00 | 1.00 |
| 1244 | Senior Personnel Analyst | 3,460 | B | 4,206 | 1.00 | 1.00 |
| 1406 | Senior Clerk | 1,823 | B | 2,215 | 2.00 | 2.00 |
| 1408 | Principal Clerk | 2,407 | B | 2,926 | 3.00 | 3.00 |
| 1426 | Senior Clerk Typist | 2,004 | B | 2,435 | 2.00 | 2.00 |
| 1446 | Secretary II | 2,209 | B | 2,685 | 1.00 | 1.00 |
| 1452 | Executive Secretary II | 2,647 | B | 3,217 | 1.00 | 1.00 |
| 1555 | Secretary, Building Inspection Commissio | 3,126 | B | 3,799 | 1.00 | 1.00 |
| 1632 | Senior Account Clerk | 2,183 | B | 2,654 | 1.00 | 1.00 |
| 1652 | Accountant II | 2,632 | B | 3,199 | 1.00 | 1.00 |
| 1654 | Accountant III | 3,189 | B | 3,873 | 1.00 | 1.00 |
| 1657 | Accountant IV | 3,689 | B | 4,484 | 1.00 | 1.00 |
| 1752 | Senior Microphoto/Imaging Technician | 2,048 | B | 2,490 | 1.00 | 1.00 |
| 1822 | Administrative Analyst | 2,841 | B | 3,453 | 1.00 | 1.00 |
| 1823 | Senior Administrative Analyst | 3,313 | B | 4,028 | 2.00 | 2.00 |
| 1824 | Principal Administrative Analyst | 3,836 | B | 4,662 | 1.00 | 1.00 |
| 4321 | Cashier II | 1,955 | B | 2,377 | 2.00 | 2.00 |
| 6321 | Permit Technician I | 1,823 | B | 2,215 | 3.00 | 3.00 |

Annual Salary Ordinance 2016-2017 and 2017-2018

Budgeted Position Counts (FTE) by Department and Job Code

| Job Code | Title | Low | Type | High | 2016-2017 FTE | 2017-2018 FTE |
|--------------------------------|--|--|------|-------|------------------|------------------|
| DBI BUILDING INSPECTION | | | | | | |
| Program: | BAN | ADMINISTRATION/SUPPORT SERVICES | | | | |
| Subfund: | 2S BIF ANP | BIF-OPERATING-NONPROJECT FUND | | | | |
| 6322 | Permit Technician II | 2,407 | B | 2,926 | 7.00 | 7.00 |
| 6323 | Permit Technician III | 2,758 | B | 3,353 | 2.00 | 2.00 |
| TEMPM | Temporary - Miscellaneous | 0.00 | B | 0.00 | 0.36 | 0.35 |
| SubFund Total: | | | | | 62.36 | 62.35 |
| Subfund: | 2S BIF CPR | BIF-CONTINUING PROJECTS | | | | |
| 0923 | Manager II | 3,931 | B | 5,018 | 1.00 | 1.00 |
| 1053 | IS Business Analyst-Senior | 3,520 | B | 4,428 | 1.00 | 1.00 |
| 5207 | Associate Engineer | 3,799 | B | 4,617 | 2.00 | 2.00 |
| 5211 | Engineer/Architect/Landscape Architect S | 5,090 | B | 6,187 | 1.00 | 1.00 |
| 5214 | Building Plans Engineer | 4,848 | B | 5,893 | 1.00 | 1.00 |
| 6242 | Plumbing Inspector | 3,661 | B | 4,449 | 1.00 | 1.00 |
| 6248 | Electrical Inspector | 3,661 | B | 4,449 | 1.00 | 1.00 |
| 6270 | Housing Inspector | 3,661 | B | 4,449 | 1.00 | 1.00 |
| 6321 | Permit Technician I | 1,823 | B | 2,215 | 4.00 | 4.00 |
| 6322 | Permit Technician II | 2,407 | B | 2,926 | 6.00 | 6.00 |
| 6323 | Permit Technician III | 2,758 | B | 3,353 | 1.00 | 1.00 |
| 6331 | Building Inspector | 3,661 | B | 4,449 | 4.00 | 4.00 |
| SubFund Total: | | | | | 24.00 | 24.00 |
| Program Total: | | | | | 86.36 | 86.35 |
| Program: | BHS | HOUSING INSPECTION/CODE ENFORCEMENT SVCS | | | | |
| Subfund: | 2S BIF ANP | BIF-OPERATING-NONPROJECT FUND | | | | |
| 1406 | Senior Clerk | 1,823 | B | 2,215 | 2.00 | 2.00 |
| 1408 | Principal Clerk | 2,407 | B | 2,926 | 1.00 | 1.00 |
| 1426 | Senior Clerk Typist | 2,004 | B | 2,435 | 1.00 | 1.00 |
| 1444 | Secretary I | 1,909 | B | 2,319 | 1.00 | 1.00 |
| 1446 | Secretary II | 2,209 | B | 2,685 | 1.00 | 1.00 |
| 6270 | Housing Inspector | 3,661 | B | 4,449 | 22.00 | 22.00 |
| 6272 | Senior Housing Inspector | 4,036 | B | 4,905 | 5.00 | 5.00 |
| 6274 | Chief Housing Inspector | 4,449 | B | 5,408 | 1.00 | 1.00 |
| 6321 | Permit Technician I | 1,823 | B | 2,215 | 5.00 | 5.00 |
| 6322 | Permit Technician II | 2,407 | B | 2,926 | 1.00 | 1.00 |
| 6331 | Building Inspector | 3,661 | B | 4,449 | 9.00 | 9.00 |

Annual Salary Ordinance 2016-2017 and 2017-2018

Budgeted Position Counts (FTE) by Department and Job Code

| Job Code | Title | Low | Type | High | 2016-2017 FTE | 2017-2018 FTE |
|--------------------------------|--|-------|------|-------|------------------|------------------|
| DBI BUILDING INSPECTION | | | | | | |
| Program: | BHS HOUSING INSPECTION/CODE ENFORCEMENT SVCS | | | | | |
| Subfund: | 2S BIF ANP BIF-OPERATING-NONPROJECT FUND | | | | | |
| 6333 | Senior Building Inspector | 4,036 | B | 4,905 | 1.00 | 1.00 |
| 6334 | Chief Building Inspector | 4,449 | B | 5,408 | 1.00 | 1.00 |
| TEMPM | Temporary - Miscellaneous | 0.00 | B | 0.00 | 0.89 | 0.87 |
| | | | | | 51.89 | 51.87 |
| | | | | | 51.89 | 51.87 |
| Program: | BIS INSPECTION SERVICES | | | | | |
| Subfund: | 2S BIF ANP BIF-OPERATING-NONPROJECT FUND | | | | | |
| 0953 | Deputy Director III | 5,269 | B | 6,725 | 1.00 | 1.00 |
| 1406 | Senior Clerk | 1,823 | B | 2,215 | 2.00 | 2.00 |
| 1408 | Principal Clerk | 2,407 | B | 2,926 | 1.00 | 1.00 |
| 1426 | Senior Clerk Typist | 2,004 | B | 2,435 | 2.00 | 2.00 |
| 1446 | Secretary II | 2,209 | B | 2,685 | 1.00 | 1.00 |
| 6242 | Plumbing Inspector | 3,661 | B | 4,449 | 16.00 | 16.00 |
| 6244 | Chief Plumbing Inspector | 4,449 | B | 5,408 | 1.00 | 1.00 |
| 6246 | Senior Plumbing Inspector | 4,036 | B | 4,905 | 4.00 | 4.00 |
| 6248 | Electrical Inspector | 3,661 | B | 4,449 | 20.00 | 20.00 |
| 6249 | Senior Electrical Inspector | 4,036 | B | 4,905 | 4.00 | 4.00 |
| 6250 | Chief Electrical Inspector | 4,449 | B | 5,408 | 1.00 | 1.00 |
| 6321 | Permit Technician I | 1,823 | B | 2,215 | 5.00 | 5.00 |
| 6322 | Permit Technician II | 2,407 | B | 2,926 | 2.00 | 2.00 |
| 6323 | Permit Technician III | 2,758 | B | 3,353 | 1.00 | 1.00 |
| 6331 | Building Inspector | 3,661 | B | 4,449 | 33.00 | 33.00 |
| 6333 | Senior Building Inspector | 4,036 | B | 4,905 | 4.00 | 4.00 |
| 6334 | Chief Building Inspector | 4,449 | B | 5,408 | 3.00 | 3.00 |
| TEMPM | Temporary - Miscellaneous | 0.00 | B | 0.00 | 3.23 | 3.16 |
| | | | | | 104.23 | 104.16 |
| | | | | | 104.23 | 104.16 |
| Program: | BPS PLAN REVIEW SERVICES | | | | | |
| Subfund: | 2S BIF ANP BIF-OPERATING-NONPROJECT FUND | | | | | |
| 0953 | Deputy Director III | 5,269 | B | 6,725 | 1.00 | 1.00 |
| 1408 | Principal Clerk | 2,407 | B | 2,926 | 9.00 | 9.00 |
| 1410 | Chief Clerk | 2,758 | B | 3,353 | 1.00 | 1.00 |
| 1426 | Senior Clerk Typist | 2,004 | B | 2,435 | 2.00 | 2.00 |

Annual Salary Ordinance 2016-2017 and 2017-2018

Budgeted Position Counts (FTE) by Department and Job Code

| Job Code | Title | Low | Type | High | 2016-2017 FTE | 2017-2018 FTE |
|--------------------------|--|---------------------------------------|------|--------|------------------|------------------|
| DPH PUBLIC HEALTH | | | | | | |
| Program: | D1F | SFGH - ACUTE CARE - FORENSICS | | | | |
| Subfund: | 5H AAA AAA | SFGH-OPERATING-NON-PROJ-CONTROLLED FD | | | | |
| 1428 | Unit Clerk | 2,130 | B | 2,589 | 1.00 | 1.00 |
| 2303 | Patient Care Assistant | 1,814 | B | 2,204 | 1.80 | 1.80 |
| 2305 | Psychiatric Technician | 2,466 | B | 2,997 | 3.00 | 3.00 |
| 2320 | Registered Nurse | 4,479 | B | 5,884 | 9.80 | 9.80 |
| P103 | Special Nurse | 5,599 | B | 7,355 | 2.00 | 2.00 |
| TEMPM | Temporary - Miscellaneous | 0.00 | B | 0.00 | 0.02 | 0.02 |
| TEMPN | Temporary - Nurses | 0.00 | B | 0.00 | 0.01 | 0.01 |
| SubFund Total: | | | | | 17.63 | 17.63 |
| Program Total: | | | | | 17.63 | 17.63 |
| Program: | D1H | SFGH - ACUTE CARE - HOSPITAL | | | | |
| Subfund: | 5H AAA AAA | SFGH-OPERATING-NON-PROJ-CONTROLLED FD | | | | |
| 0922 | Manager I | 3,661 | B | 4,672 | 5.00 | 5.00 |
| 0923 | Manager II | 3,931 | B | 5,018 | 9.00 | 9.00 |
| 0931 | Manager III | 4,238 | B | 5,408 | 9.00 | 9.00 |
| 0932 | Manager IV | 4,551 | B | 5,809 | 2.00 | 2.00 |
| 0933 | Manager V | 4,905 | B | 6,260 | 1.00 | 1.00 |
| 0941 | Manager VI | 5,269 | B | 6,725 | 5.00 | 5.00 |
| 0942 | Manager VII | 5,636 | B | 7,193 | 1.00 | 1.00 |
| 0943 | Manager VIII | 6,387 | B | 8,152 | 2.00 | 2.00 |
| 1093 | IT Operations Support Administrator III | 2,847 | B | 3,460 | 5.00 | 5.00 |
| 1165 | Manager, Department of Public Health | 7,193 | B | 9,180 | 1.00 | 1.00 |
| 1166 | Administrator, Department of Public Heal | 7,990 | B | 10,198 | 1.00 | 1.00 |
| 1233 | Equal Employment Opportunity Programs Sp | 2,896 | B | 3,520 | 1.00 | 1.00 |
| 1404 | Clerk | 1,756 | B | 2,135 | 36.52 | 36.52 |
| 1406 | Senior Clerk | 1,823 | B | 2,215 | 33.00 | 33.00 |
| 1408 | Principal Clerk | 2,407 | B | 2,926 | 1.00 | 1.00 |
| 1428 | Unit Clerk | 2,130 | B | 2,589 | 37.60 | 37.60 |
| 1429 | Nurses Staffing Assistant | 1,960 | B | 2,383 | 11.90 | 11.90 |
| 1440 | Medical Transcriber Typist | 2,130 | B | 2,589 | 2.00 | 2.00 |
| 1630 | Account Clerk | 1,886 | B | 2,292 | 1.00 | 1.00 |
| 1632 | Senior Account Clerk | 2,183 | B | 2,654 | 7.00 | 7.00 |

Annual Salary Ordinance 2016-2017 and 2017-2018

Budgeted Position Counts (FTE) by Department and Job Code

| Job Code | Title | Low | Type | High | 2016-2017 FTE | 2017-2018 FTE |
|------------|--|---------------------------------------|------|-------|------------------|------------------|
| DPH | PUBLIC HEALTH | | | | | |
| Program: | D1H | SFGH - ACUTE CARE - HOSPITAL | | | | |
| Subfund: | 5H AAA AAA | SFGH-OPERATING-NON-PROJ-CONTROLLED FD | | | | |
| 1634 | Principal Account Clerk | 2,466 | B | 2,997 | 1.00 | 1.00 |
| 1635 | Health Care Billing Clerk I | 2,058 | B | 2,502 | 10.00 | 10.00 |
| 1636 | Health Care Billing Clerk II | 2,314 | B | 2,813 | 27.00 | 27.00 |
| 1637 | Patient Accounts Clerk | 2,401 | B | 2,918 | 22.00 | 22.00 |
| 1652 | Accountant II | 2,632 | B | 3,199 | 6.00 | 6.00 |
| 1654 | Accountant III | 3,189 | B | 3,873 | 3.00 | 3.00 |
| 1657 | Accountant IV | 3,689 | B | 4,484 | 2.00 | 2.00 |
| 1662 | Patient Accounts Assistant Supervisor | 2,490 | B | 3,027 | 2.00 | 2.00 |
| 1663 | Patient Accounts Supervisor | 2,841 | B | 3,453 | 6.00 | 6.00 |
| 1664 | Patient Accounts Manager | 3,256 | B | 3,957 | 1.00 | 1.00 |
| 1708 | Senior Telephone Operator | 1,923 | B | 2,337 | 11.00 | 11.00 |
| 1710 | Chief Telephone Operator | 2,183 | B | 2,654 | 1.00 | 1.00 |
| 1822 | Administrative Analyst | 2,841 | B | 3,453 | 1.00 | 1.00 |
| 1823 | Senior Administrative Analyst | 3,313 | B | 4,028 | 1.00 | 1.00 |
| 1824 | Principal Administrative Analyst | 3,836 | B | 4,662 | 3.00 | 3.00 |
| 1825 | Prinicpal Administrative Analyst II | 4,197 | B | 5,101 | 2.00 | 2.00 |
| 1924 | Materials And Supplies Supervisor | 1,831 | B | 2,226 | 1.00 | 1.00 |
| 1932 | Assistant Storekeeper | 1,752 | B | 2,130 | 18.00 | 18.00 |
| 1934 | Storekeeper | 1,923 | B | 2,337 | 3.00 | 3.00 |
| 1938 | Stores And Equipment Assistant Superviso | 2,490 | B | 3,027 | 1.00 | 1.00 |
| 1942 | Assistant Materials Coordinator | 3,234 | B | 3,931 | 3.00 | 3.00 |
| 1944 | Materials Coordinator | 3,836 | B | 4,662 | 2.00 | 2.00 |
| 1950 | Assistant Purchaser | 2,230 | B | 2,711 | 1.00 | 1.00 |
| 2105 | Patient Services Finance Technician | 2,009 | B | 2,442 | 12.00 | 12.00 |
| 2106 | Medical Staff Services Department Specia | 2,269 | B | 2,758 | 3.00 | 3.00 |
| 2107 | Medical Staff Services Department Analys | 2,868 | B | 3,486 | 2.00 | 2.00 |
| 2110 | Medical Records Clerk | 2,074 | B | 2,521 | 22.60 | 22.60 |
| 2112 | Medical Records Technician | 2,326 | B | 2,827 | 24.00 | 24.00 |
| 2114 | Medical Records Technician Supervisor | 2,719 | B | 3,304 | 5.00 | 5.00 |
| 2119 | Health Care Analyst | 2,890 | B | 3,513 | 17.77 | 18.00 |
| 2202 | Dental Aide | 2,303 | B | 2,800 | 2.00 | 2.00 |

Annual Salary Ordinance 2016-2017 and 2017-2018

Budgeted Position Counts (FTE) by Department and Job Code

| Job Code | Title | Low | Type | High | 2016-2017 FTE | 2017-2018 FTE |
|--------------------------|---|---------------------------------------|------|--------|------------------|------------------|
| DPH PUBLIC HEALTH | | | | | | |
| Program: | D1H | SFGH - ACUTE CARE - HOSPITAL | | | | |
| Subfund: | 5H AAA AAA | SFGH-OPERATING-NON-PROJ-CONTROLLED FD | | | | |
| 2302 | Nursing Assistant | 2,281 | B | 2,772 | 8.00 | 8.00 |
| 2303 | Patient Care Assistant | 1,814 | B | 2,204 | 120.10 | 120.10 |
| 2310 | Surgical Procedures Technician | 2,490 | B | 3,027 | 22.79 | 22.79 |
| 2312 | Licensed Vocational Nurse | 2,454 | B | 2,983 | 18.12 | 18.12 |
| 2320 | Registered Nurse | 4,479 | B | 5,884 | 624.74 | 625.78 |
| 2322 | Nurse Manager | 5,202 | B | 7,574 | 23.00 | 23.00 |
| 2323 | Clinical Nurse Specialist | 5,036 | B | 7,857 | 10.03 | 10.03 |
| 2324 | Nursing Supervisor | 5,733 | B | 8,349 | 12.00 | 12.00 |
| 2328 | Nurse Practitioner | 5,549 | B | 7,855 | 19.25 | 19.25 |
| 2330 | Anesthetist | 7,309 | B | 10,337 | 13.40 | 13.40 |
| 2390 | Central Processing And Distribution Tech | 2,383 | B | 2,896 | 24.80 | 24.80 |
| 2392 | Sr Central Processing And Distribution T | 2,926 | B | 3,557 | 2.00 | 2.00 |
| 2406 | Pharmacy Helper | 2,348 | B | 2,855 | 7.00 | 7.00 |
| 2408 | Senior Pharmacy Helper | 2,360 | B | 2,868 | 1.00 | 1.00 |
| 2409 | Pharmacy Technician | 2,685 | B | 3,263 | 53.00 | 53.00 |
| 2424 | X-Ray Laboratory Aide | 2,204 | B | 2,679 | 32.93 | 32.93 |
| 2430 | Medical Evaluations Assistant | 2,038 | B | 2,478 | 47.80 | 47.80 |
| 2436 | Electroencephalograph Technician I | 2,360 | B | 2,868 | 1.00 | 1.00 |
| 2450 | Pharmacist | 4,662 | B | 5,950 | 31.50 | 31.50 |
| 2453 | Supervising Pharmacist | 5,581 | B | 6,784 | 7.00 | 7.00 |
| 2454 | Clinical Pharmacist | 5,140 | B | 6,560 | 31.50 | 31.50 |
| 2467 | Diagnostic Imaging Technologist I | 3,295 | B | 4,416 | 31.50 | 31.50 |
| 2468 | Diagnostic Imaging Technologist II | 3,460 | B | 4,637 | 38.95 | 38.95 |
| 2469 | Diagnostic Imaging Technologist III | 3,633 | B | 4,869 | 6.20 | 6.20 |
| 2470 | Diagnostic Imaging Technologist IV | 3,696 | B | 4,952 | 9.00 | 9.00 |
| 2496 | Radiologic Technologist Supervisor | 4,286 | B | 5,209 | 6.00 | 6.00 |
| 2514 | Orthopedic Technician I | 2,183 | B | 2,654 | 1.00 | 1.00 |
| 2515 | Orthopedic Technician II | 2,292 | B | 2,786 | 1.00 | 1.00 |
| 2520 | Morgue Attendant | 2,407 | B | 2,926 | 1.00 | 1.00 |
| 2522 | Senior Morgue Attendant | 2,442 | B | 2,969 | 1.00 | 1.00 |
| 2542 | Speech Pathologist | 3,460 | B | 4,637 | 4.10 | 4.10 |
| 2548 | Occupational Therapist | 3,138 | B | 4,416 | 9.24 | 9.24 |

Annual Salary Ordinance 2016-2017 and 2017-2018

Budgeted Position Counts (FTE) by Department and Job Code

| Job Code | Title | Low | Type | High | 2016-2017 FTE | 2017-2018 FTE |
|--------------------------|--|---------------------------------------|------|-------|------------------|------------------|
| DPH PUBLIC HEALTH | | | | | | |
| Program: | D1H | SFGH - ACUTE CARE - HOSPITAL | | | | |
| Subfund: | 5H AAA AAA | SFGH-OPERATING-NON-PROJ-CONTROLLED FD | | | | |
| 2550 | Senior Occupational Therapist | 3,547 | B | 4,991 | 1.00 | 1.00 |
| 2554 | Therapy Aide | 2,490 | B | 3,027 | 3.98 | 3.98 |
| 2555 | Physical Therapist Assistant | 2,640 | B | 3,537 | 3.00 | 3.00 |
| 2556 | Physical Therapist | 3,138 | B | 4,416 | 23.18 | 23.18 |
| 2558 | Senior Physical Therapist | 3,547 | B | 4,991 | 2.00 | 2.00 |
| 2585 | Health Worker I | 1,782 | B | 2,166 | 1.00 | 1.00 |
| 2586 | Health Worker II | 1,994 | B | 2,424 | 53.51 | 53.51 |
| 2587 | Health Worker III | 2,183 | B | 2,654 | 6.00 | 6.00 |
| 2589 | Health Program Coordinator I | 2,589 | B | 3,147 | 1.00 | 1.00 |
| 2591 | Health Program Coordinator II | 2,946 | B | 3,581 | 3.00 | 3.00 |
| 2593 | Health Program Coordinator III | 3,295 | B | 4,006 | 5.00 | 5.00 |
| 2604 | Food Service Worker | 1,592 | B | 2,028 | 53.60 | 53.60 |
| 2606 | Senior Food Service Worker | 1,670 | B | 2,130 | 8.00 | 8.00 |
| 2608 | Supply Room Attendent | 1,719 | B | 2,089 | 1.00 | 1.00 |
| 2618 | Food Service Supervisor | 2,058 | B | 2,502 | 5.00 | 5.00 |
| 2620 | Food Service Manager Administrator | 2,732 | B | 3,320 | 1.00 | 1.00 |
| 2622 | Dietetic Technician | 1,932 | B | 2,348 | 4.00 | 4.00 |
| 2624 | Dietitian | 2,758 | B | 3,353 | 8.00 | 8.00 |
| 2626 | Chief Dietitian | 3,027 | B | 3,679 | 1.00 | 1.00 |
| 2654 | Cook | 2,130 | B | 2,589 | 11.00 | 11.00 |
| 2656 | Chef | 2,407 | B | 2,926 | 1.00 | 1.00 |
| 2736 | Porter | 1,835 | B | 2,230 | 185.97 | 185.97 |
| 2738 | Porter Assistant Supervisor | 2,019 | B | 2,454 | 1.00 | 1.00 |
| 2740 | Porter Supervisor I | 2,226 | B | 2,706 | 8.00 | 8.00 |
| 2770 | Senior Laundry Worker | 1,782 | B | 2,166 | 3.00 | 3.00 |
| 2785 | Assistant General Services Manager | 2,442 | B | 2,969 | 4.00 | 4.00 |
| 2820 | Senior Health Program Planner | 3,436 | B | 4,176 | 1.00 | 1.00 |
| 2822 | Health Educator | 3,047 | B | 3,703 | 4.00 | 4.00 |
| 2846 | Nutritionist | 3,047 | B | 3,703 | 5.00 | 5.00 |
| 2903 | Hospital Eligibility Worker | 2,183 | B | 2,654 | 63.50 | 63.50 |
| 2908 | Senior Hospital Eligibility Worker | 2,502 | B | 3,041 | 81.99 | 81.99 |
| 2909 | Hospital Eligibility Worker Supervisor | 3,056 | B | 3,714 | 10.00 | 10.00 |
| 2920 | Medical Social Worker | 3,027 | B | 3,679 | 37.32 | 37.32 |

Annual Salary Ordinance 2016-2017 and 2017-2018

Budgeted Position Counts (FTE) by Department and Job Code

| Job Code | Title | Low | Type | High | 2016-2017 FTE | 2017-2018 FTE |
|--------------------------|--|---------------------------------------|------|-------|------------------|------------------|
| DPH PUBLIC HEALTH | | | | | | |
| Program: | D1H | SFGH - ACUTE CARE - HOSPITAL | | | | |
| Subfund: | 5H AAA AAA | SFGH-OPERATING-NON-PROJ-CONTROLLED FD | | | | |
| 2922 | Senior Medical Social Worker | 3,162 | B | 3,844 | 2.00 | 2.00 |
| 2924 | Medical Social Work Supervisor | 3,387 | B | 4,117 | 1.00 | 1.00 |
| 3417 | Gardener | 2,145 | B | 2,607 | 2.50 | 2.50 |
| 4320 | Cashier I | 1,827 | B | 2,221 | 4.00 | 4.00 |
| 4321 | Cashier II | 1,955 | B | 2,377 | 2.00 | 2.00 |
| 4322 | Cashier III | 2,194 | B | 2,666 | 1.00 | 1.00 |
| 5177 | Safety Officer | 4,246 | B | 5,161 | 1.00 | 1.00 |
| 5504 | Project Manager II | 5,730 | B | 5,730 | 1.00 | 1.00 |
| 6139 | Senior Industrial Hygienist | 4,246 | B | 5,161 | 1.00 | 1.00 |
| 7120 | Buildings And Grounds Maintenance Superi | 4,885 | B | 4,885 | 1.00 | 1.00 |
| 7203 | Buildings And Grounds Maintenance Superv | 4,174 | B | 4,174 | 2.00 | 2.00 |
| 7205 | Chief Stationary Engineer | 4,256 | B | 4,256 | 2.00 | 2.00 |
| 7236 | Locksmith Supervisor I | 3,470 | B | 4,218 | 1.00 | 1.00 |
| 7242 | Painter Supervisor I | 2,940 | B | 3,769 | 1.00 | 1.00 |
| 7262 | Maintenance Planner | 4,428 | B | 4,428 | 1.00 | 1.00 |
| 7334 | Stationary Engineer | 3,355 | B | 3,355 | 26.00 | 26.00 |
| 7335 | Senior Stationary Engineer | 3,802 | B | 3,802 | 6.00 | 6.00 |
| 7342 | Locksmith | 2,813 | B | 3,418 | 2.00 | 2.00 |
| 7344 | Carpenter | 2,813 | B | 3,418 | 2.00 | 2.00 |
| 7345 | Electrician | 3,162 | B | 3,844 | 1.00 | 1.00 |
| 7346 | Painter | 2,589 | B | 3,147 | 4.00 | 4.00 |
| 7347 | Plumber | 3,273 | B | 3,978 | 1.00 | 1.00 |
| 7348 | Steamfitter | 3,273 | B | 3,978 | 2.00 | 2.00 |
| 7450 | Shade And Drapery Worker | 1,999 | B | 2,430 | 1.00 | 1.00 |
| 7524 | Institution Utility Worker | 1,752 | B | 2,130 | 3.00 | 3.00 |
| 9924 | Public Service Aide - Health Services | 1,510 | B | 1,510 | 1.00 | 1.00 |
| P103 | Special Nurse | 5,599 | B | 7,355 | 54.95 | 54.95 |
| TEMPM | Temporary - Miscellaneous | 0.00 | B | 0.00 | 29.30 | 28.61 |
| TEMPN | Temporary - Nurses | 0.00 | B | 0.00 | 3.33 | 3.33 |
| SubFund Total: | | | | | 2,369.47 | 2,370.05 |
| Subfund: | 5H AAA ACP | SFGH-CONTINUING PROJ-OPERATING FD | | | | |
| 0931 | Manager III | 4,238 | B | 5,408 | 1.00 | 1.00 |

Annual Salary Ordinance 2016-2017 and 2017-2018

Budgeted Position Counts (FTE) by Department and Job Code

| Job Code | Title | Low | Type | High | 2016-2017 FTE | 2017-2018 FTE |
|--------------------------|--|---------------------------------------|------|-------|------------------|------------------|
| DPH PUBLIC HEALTH | | | | | | |
| Program: | D1H | SFGH - ACUTE CARE - HOSPITAL | | | | |
| Subfund: | 5H AAA ACP | SFGH-CONTINUING PROJ-OPERATING FD | | | | |
| 0941 | Manager VI | 5,269 | B | 6,725 | 1.00 | 1.00 |
| 1241 | Personnel Analyst | 2,449 | B | 3,604 | 1.00 | 1.00 |
| 1314 | Public Relations Officer | 3,126 | B | 3,799 | 1.00 | 1.00 |
| 1632 | Senior Account Clerk | 2,183 | B | 2,654 | 1.00 | 1.00 |
| 1654 | Accountant III | 3,189 | B | 3,873 | 1.00 | 1.00 |
| 1657 | Accountant IV | 3,689 | B | 4,484 | 1.00 | 1.00 |
| 1820 | Junior Administrative Analyst | 2,161 | B | 2,627 | 1.00 | 1.00 |
| 1824 | Principal Administrative Analyst | 3,836 | B | 4,662 | 1.00 | 1.00 |
| 1950 | Assistant Purchaser | 2,230 | B | 2,711 | 1.00 | 1.00 |
| 2320 | Registered Nurse | 4,479 | B | 5,884 | 35.00 | 35.00 |
| 2322 | Nurse Manager | 5,202 | B | 7,574 | 1.00 | 1.00 |
| 2736 | Porter | 1,835 | B | 2,230 | 3.00 | 3.00 |
| 5502 | Project Manager I | 4,952 | B | 4,952 | 1.00 | 1.00 |
| 5504 | Project Manager II | 5,730 | B | 5,730 | 2.00 | 2.00 |
| 5506 | Project Manager III | 6,956 | B | 6,956 | 1.00 | 1.00 |
| 7203 | Buildings And Grounds Maintenance Superv | 4,174 | B | 4,174 | 1.00 | 1.00 |
| 7334 | Stationary Engineer | 3,355 | B | 3,355 | 3.00 | 3.00 |
| 7335 | Senior Stationary Engineer | 3,802 | B | 3,802 | 2.00 | 2.00 |
| 7344 | Carpenter | 2,813 | B | 3,418 | 1.00 | 1.00 |
| 7345 | Electrician | 3,162 | B | 3,844 | 1.00 | 1.00 |
| 7347 | Plumber | 3,273 | B | 3,978 | 1.00 | 1.00 |
| SubFund Total: | | | | | 62.00 | 62.00 |
| Subfund: | 5H AGT PVT | SFGH-OPERATING GRANTS-PRIVATE FUND | | | | |
| TEMPM | Temporary - Miscellaneous | 0.00 | B | 0.00 | 0.45 | 0.44 |
| SubFund Total: | | | | | 0.45 | 0.44 |
| Program Total: | | | | | 2,431.92 | 2,432.49 |
| Program: | D1P | SFGH - ACUTE CARE - PSYCHIATRY | | | | |
| Subfund: | 5H AAA AAA | SFGH-OPERATING-NON-PROJ-CONTROLLED FD | | | | |
| 1428 | Unit Clerk | 2,130 | B | 2,589 | 6.00 | 6.00 |
| 2303 | Patient Care Assistant | 1,814 | B | 2,204 | 3.60 | 3.60 |
| 2305 | Psychiatric Technician | 2,466 | B | 2,997 | 14.60 | 14.60 |
| 2312 | Licensed Vocational Nurse | 2,454 | B | 2,983 | 1.75 | 1.75 |

Annual Salary Ordinance 2016-2017 and 2017-2018

Budgeted Position Counts (FTE) by Department and Job Code

| Job Code | Title | Low | Type | High | 2016-2017 FTE | 2017-2018 FTE |
|--------------------------|--------------------------------|--|------|-------|------------------|------------------|
| DPH PUBLIC HEALTH | | | | | | |
| Program: | D1P | SFGH - ACUTE CARE - PSYCHIATRY | | | | |
| Subfund: | 5H AAA AAA | SFGH-OPERATING-NON-PROJ-CONTROLLED FD | | | | |
| 2320 | Registered Nurse | 4,479 | B | 5,884 | 52.35 | 52.35 |
| 2322 | Nurse Manager | 5,202 | B | 7,574 | 3.00 | 3.00 |
| 2323 | Clinical Nurse Specialist | 5,036 | B | 7,857 | 3.00 | 3.00 |
| 2326 | Nursing Supervisor Psychiatric | 5,733 | B | 8,349 | 1.00 | 1.00 |
| 2328 | Nurse Practitioner | 5,549 | B | 7,855 | 3.90 | 3.90 |
| 2548 | Occupational Therapist | 3,138 | B | 4,416 | 7.39 | 7.39 |
| 2550 | Senior Occupational Therapist | 3,547 | B | 4,991 | 1.00 | 1.00 |
| 2930 | Psychiatric Social Worker | 3,027 | B | 3,679 | 7.50 | 7.50 |
| P103 | Special Nurse | 5,599 | B | 7,355 | 3.14 | 3.14 |
| TEMPM | Temporary - Miscellaneous | 0.00 | B | 0.00 | 0.02 | 0.02 |
| TEMPN | Temporary - Nurses | 0.00 | B | 0.00 | 0.01 | 0.01 |
| SubFund Total: | | | | | 108.26 | 108.26 |
| Program Total: | | | | | 108.26 | 108.26 |
| Program: | D3A | SFGH - AMBU CARE - ADULT MED HLTH CNTR | | | | |
| Subfund: | 5H AAA AAA | SFGH-OPERATING-NON-PROJ-CONTROLLED FD | | | | |
| 1406 | Senior Clerk | 1,823 | B | 2,215 | 23.00 | 23.00 |
| 1408 | Principal Clerk | 2,407 | B | 2,926 | 1.00 | 1.00 |
| 1431 | Senior Unit Clerk | 2,215 | B | 2,693 | 2.00 | 2.00 |
| 2312 | Licensed Vocational Nurse | 2,454 | B | 2,983 | 2.90 | 2.90 |
| 2320 | Registered Nurse | 4,479 | B | 5,884 | 37.35 | 37.35 |
| 2322 | Nurse Manager | 5,202 | B | 7,574 | 4.00 | 4.00 |
| 2325 | Nurse Midwife | 5,036 | B | 7,857 | 3.24 | 3.24 |
| 2328 | Nurse Practitioner | 5,549 | B | 7,855 | 28.70 | 28.70 |
| 2430 | Medical Evaluations Assistant | 2,038 | B | 2,478 | 56.73 | 56.73 |
| 2454 | Clinical Pharmacist | 5,140 | B | 6,560 | 1.00 | 1.00 |
| 2586 | Health Worker II | 1,994 | B | 2,424 | 22.80 | 22.80 |
| 2587 | Health Worker III | 2,183 | B | 2,654 | 2.00 | 2.00 |
| 2920 | Medical Social Worker | 3,027 | B | 3,679 | 0.50 | 0.50 |
| 2930 | Psychiatric Social Worker | 3,027 | B | 3,679 | 1.00 | 1.00 |
| P103 | Special Nurse | 5,599 | B | 7,355 | 6.96 | 6.96 |
| TEMPM | Temporary - Miscellaneous | 0.00 | B | 0.00 | 0.06 | 0.06 |
| TEMPN | Temporary - Nurses | 0.00 | B | 0.00 | 0.66 | 0.66 |
| SubFund Total: | | | | | 193.90 | 193.90 |

Annual Salary Ordinance 2016-2017 and 2017-2018

Budgeted Position Counts (FTE) by Department and Job Code

| Job Code | Title | Low | Type | High | 2016-2017 FTE | 2017-2018 FTE |
|--------------------------|-------------------------------------|--|------|-------|------------------|------------------|
| DPH PUBLIC HEALTH | | | | | | |
| Program: | D3A | SFGH - AMBU CARE - ADULT MED HLTH CNTR | | | | |
| Program Total: | | | | | 193.90 | 193.90 |
| Program: | D3C | SFGH - AMBU CARE - METHADONE CLINIC | | | | |
| Subfund: | 5H AAA AAA | SFGH-OPERATING-NON-PROJ-CONTROLLED FD | | | | |
| 1406 | Senior Clerk | 1,823 | B | 2,215 | 1.00 | 1.00 |
| 2110 | Medical Records Clerk | 2,074 | B | 2,521 | 2.00 | 2.00 |
| 2312 | Licensed Vocational Nurse | 2,454 | B | 2,983 | 1.00 | 1.00 |
| 2320 | Registered Nurse | 4,479 | B | 5,884 | 5.80 | 5.80 |
| 2322 | Nurse Manager | 5,202 | B | 7,574 | 1.00 | 1.00 |
| 2328 | Nurse Practitioner | 5,549 | B | 7,855 | 1.75 | 1.75 |
| 2586 | Health Worker II | 1,994 | B | 2,424 | 1.00 | 1.00 |
| 2587 | Health Worker III | 2,183 | B | 2,654 | 6.00 | 6.00 |
| P103 | Special Nurse | 5,599 | B | 7,355 | 1.20 | 1.20 |
| TEMPM | Temporary - Miscellaneous | 0.00 | B | 0.00 | 0.02 | 0.02 |
| TEMPN | Temporary - Nurses | 0.00 | B | 0.00 | 0.62 | 0.62 |
| SubFund Total: | | | | | 21.39 | 21.39 |
| Program Total: | | | | | 21.39 | 21.39 |
| Program: | D30 | SFGH - AMBU CARE - OCCUPATIONAL HEALTH | | | | |
| Subfund: | 5H AAA AAA | SFGH-OPERATING-NON-PROJ-CONTROLLED FD | | | | |
| 1406 | Senior Clerk | 1,823 | B | 2,215 | 1.00 | 1.00 |
| 2105 | Patient Services Finance Technician | 2,009 | B | 2,442 | 4.00 | 4.00 |
| 2312 | Licensed Vocational Nurse | 2,454 | B | 2,983 | 8.00 | 8.00 |
| 2320 | Registered Nurse | 4,479 | B | 5,884 | 2.00 | 2.00 |
| 2322 | Nurse Manager | 5,202 | B | 7,574 | 1.00 | 1.00 |
| 2328 | Nurse Practitioner | 5,549 | B | 7,855 | 5.35 | 5.35 |
| 2540 | Audiologist | 3,479 | B | 4,440 | 1.00 | 1.00 |
| 2591 | Health Program Coordinator II | 2,946 | B | 3,581 | 1.00 | 1.00 |
| P103 | Special Nurse | 5,599 | B | 7,355 | 1.00 | 1.00 |
| TEMPM | Temporary - Miscellaneous | 0.00 | B | 0.00 | 2.49 | 2.43 |
| TEMPN | Temporary - Nurses | 0.00 | B | 0.00 | 0.01 | 0.01 |
| SubFund Total: | | | | | 26.85 | 26.79 |
| Program Total: | | | | | 26.85 | 26.79 |
| Program: | D5E | SFGH - EMERGENCY - EMERGENCY | | | | |
| Subfund: | 5H AAA AAA | SFGH-OPERATING-NON-PROJ-CONTROLLED FD | | | | |
| 2112 | Medical Records Technician | 2,326 | B | 2,827 | 1.00 | 1.00 |

Annual Salary Ordinance 2016-2017 and 2017-2018

Budgeted Position Counts (FTE) by Department and Job Code

| Job Code | Title | Low | Type | High | 2016-2017 FTE | 2017-2018 FTE |
|--------------------------|---------------------------------------|---|------|-------|------------------|------------------|
| DPH PUBLIC HEALTH | | | | | | |
| Program: | D5E | SFGH - EMERGENCY - EMERGENCY | | | | |
| Subfund: | 5H AAA AAA | SFGH-OPERATING-NON-PROJ-CONTROLLED FD | | | | |
| 2114 | Medical Records Technician Supervisor | 2,719 | B | 3,304 | 1.00 | 1.00 |
| 2320 | Registered Nurse | 4,479 | B | 5,884 | 122.52 | 126.10 |
| 2322 | Nurse Manager | 5,202 | B | 7,574 | 2.00 | 2.00 |
| 2323 | Clinical Nurse Specialist | 5,036 | B | 7,857 | 2.00 | 2.00 |
| 2324 | Nursing Supervisor | 5,733 | B | 8,349 | 1.00 | 1.00 |
| 2328 | Nurse Practitioner | 5,549 | B | 7,855 | 21.38 | 21.38 |
| 2430 | Medical Evaluations Assistant | 2,038 | B | 2,478 | 56.10 | 56.10 |
| P103 | Special Nurse | 5,599 | B | 7,355 | 8.61 | 8.96 |
| TEMPM | Temporary - Miscellaneous | 0.00 | B | 0.00 | 3.08 | 3.01 |
| TEMPN | Temporary - Nurses | 0.00 | B | 0.00 | 2.52 | 2.52 |
| SubFund Total: | | | | | 221.21 | 225.07 |
| Program Total: | | | | | 221.21 | 225.07 |
| Program: | D5S | SFGH - EMERGENCY - PSYCHIATRIC SERVICES | | | | |
| Subfund: | 5H AAA AAA | SFGH-OPERATING-NON-PROJ-CONTROLLED FD | | | | |
| 1428 | Unit Clerk | 2,130 | B | 2,589 | 3.00 | 3.00 |
| 2303 | Patient Care Assistant | 1,814 | B | 2,204 | 1.80 | 1.80 |
| 2305 | Psychiatric Technician | 2,466 | B | 2,997 | 8.40 | 8.40 |
| 2312 | Licensed Vocational Nurse | 2,454 | B | 2,983 | 1.00 | 1.00 |
| 2320 | Registered Nurse | 4,479 | B | 5,884 | 17.70 | 17.70 |
| 2322 | Nurse Manager | 5,202 | B | 7,574 | 1.00 | 1.00 |
| 2430 | Medical Evaluations Assistant | 2,038 | B | 2,478 | 2.90 | 2.90 |
| 2930 | Psychiatric Social Worker | 3,027 | B | 3,679 | 0.20 | 0.20 |
| P103 | Special Nurse | 5,599 | B | 7,355 | 3.65 | 3.65 |
| TEMPM | Temporary - Miscellaneous | 0.00 | B | 0.00 | 0.05 | 0.05 |
| TEMPN | Temporary - Nurses | 0.00 | B | 0.00 | 0.01 | 0.01 |
| SubFund Total: | | | | | 39.71 | 39.71 |
| Program Total: | | | | | 39.71 | 39.71 |
| Program: | D6P | SFGH - LONG TERM CARE - RF PSYCHIATRY | | | | |
| Subfund: | 5H AAA AAA | SFGH-OPERATING-NON-PROJ-CONTROLLED FD | | | | |
| 1404 | Clerk | 1,756 | B | 2,135 | 2.00 | 2.00 |
| 1406 | Senior Clerk | 1,823 | B | 2,215 | 2.00 | 2.00 |
| 1428 | Unit Clerk | 2,130 | B | 2,589 | 1.00 | 1.00 |
| 2110 | Medical Records Clerk | 2,074 | B | 2,521 | 1.00 | 1.00 |

Annual Salary Ordinance 2016-2017 and 2017-2018

Budgeted Position Counts (FTE) by Department and Job Code

| Job Code | Title | Low | Type | High | 2016-2017 FTE | 2017-2018 FTE |
|--------------------------|--------------------------------------|---|------|-------|------------------|------------------|
| DPH PUBLIC HEALTH | | | | | | |
| Program: | D6P | SFGH - LONG TERM CARE - RF PSYCHIATRY | | | | |
| Subfund: | 5H AAA AAA | SFGH-OPERATING-NON-PROJ-CONTROLLED FD | | | | |
| 2303 | Patient Care Assistant | 1,814 | B | 2,204 | 55.33 | 57.00 |
| 2305 | Psychiatric Technician | 2,466 | B | 2,997 | 2.00 | 2.00 |
| 2312 | Licensed Vocational Nurse | 2,454 | B | 2,983 | 7.69 | 8.79 |
| 2314 | Behavioral Health Team Leader | 2,582 | B | 3,138 | 15.34 | 15.80 |
| 2320 | Registered Nurse | 4,479 | B | 5,884 | 8.83 | 10.00 |
| 2322 | Nurse Manager | 5,202 | B | 7,574 | 1.77 | 2.00 |
| 2328 | Nurse Practitioner | 5,549 | B | 7,855 | 0.50 | 0.50 |
| 2551 | Mental Health Treatment Specialist | 3,117 | B | 3,788 | 5.00 | 5.00 |
| 2587 | Health Worker III | 2,183 | B | 2,654 | 6.54 | 7.00 |
| 2736 | Porter | 1,835 | B | 2,230 | 3.00 | 3.00 |
| 2908 | Senior Hospital Eligibility Worker | 2,502 | B | 3,041 | 1.00 | 1.00 |
| 2930 | Psychiatric Social Worker | 3,027 | B | 3,679 | 2.39 | 2.80 |
| 2931 | Marriage, Family And Child Counselor | 3,027 | B | 3,679 | 1.00 | 1.00 |
| 2932 | Senior Psychiatric Social Worker | 3,162 | B | 3,844 | 1.00 | 1.00 |
| 7334 | Stationary Engineer | 3,355 | B | 3,355 | 1.00 | 1.00 |
| P103 | Special Nurse | 5,599 | B | 7,355 | 0.32 | 0.32 |
| TEMPM | Temporary - Miscellaneous | 0.00 | B | 0.00 | 0.01 | 0.01 |
| SubFund Total: | | | | | 118.72 | 124.22 |
| Program Total: | | | | | 118.72 | 124.22 |
| Program: | DA4 | LAGUNA HONDA - NON LHH PROGRAM EXPENSES | | | | |
| Subfund: | 5L AAA AAA | LHH-OPERATING-NON-PROJ-CONTROLLED FD | | | | |
| 2736 | Porter | 1,835 | B | 2,230 | 3.00 | 3.00 |
| SubFund Total: | | | | | 3.00 | 3.00 |
| Program Total: | | | | | 3.00 | 3.00 |
| Program: | DA5 | LAGUNA HONDA - LONG TERM CARE | | | | |
| Subfund: | 5L AAA AAA | LHH-OPERATING-NON-PROJ-CONTROLLED FD | | | | |
| 0922 | Manager I | 3,661 | B | 4,672 | 5.00 | 5.00 |
| 0923 | Manager II | 3,931 | B | 5,018 | 3.00 | 3.00 |
| 0931 | Manager III | 4,238 | B | 5,408 | 4.00 | 4.00 |
| 0932 | Manager IV | 4,551 | B | 5,809 | 2.00 | 2.00 |
| 0933 | Manager V | 4,905 | B | 6,260 | 1.00 | 1.00 |
| 0941 | Manager VI | 5,269 | B | 6,725 | 2.00 | 2.00 |
| 0943 | Manager VIII | 6,387 | B | 8,152 | 2.00 | 2.00 |

Annual Salary Ordinance 2016-2017 and 2017-2018

Budgeted Position Counts (FTE) by Department and Job Code

| Job Code | Title | Low | Type | High | 2016-2017 FTE | 2017-2018 FTE |
|--------------------------|---|--------------------------------------|------|-------|------------------|------------------|
| DPH PUBLIC HEALTH | | | | | | |
| Program: | DA5 | LAGUNA HONDA - LONG TERM CARE | | | | |
| Subfund: | 5L AAA AAA | LHH-OPERATING-NON-PROJ-CONTROLLED FD | | | | |
| 1070 | IS Project Director | 4,493 | B | 5,651 | 2.00 | 2.00 |
| 1093 | IT Operations Support Administrator III | 2,847 | B | 3,460 | 3.00 | 3.00 |
| 1165 | Manager, Department of Public Health | 7,193 | B | 9,180 | 1.00 | 1.00 |
| 1241 | Personnel Analyst | 2,449 | B | 3,604 | 0.19 | 0.19 |
| 1246 | Principal Personnel Analyst | 4,106 | B | 4,991 | 0.81 | 0.81 |
| 1404 | Clerk | 1,756 | B | 2,135 | 2.00 | 2.00 |
| 1406 | Senior Clerk | 1,823 | B | 2,215 | 9.77 | 10.00 |
| 1408 | Principal Clerk | 2,407 | B | 2,926 | 1.00 | 1.00 |
| 1426 | Senior Clerk Typist | 2,004 | B | 2,435 | 2.00 | 2.00 |
| 1428 | Unit Clerk | 2,130 | B | 2,589 | 16.00 | 16.00 |
| 1429 | Nurses Staffing Assistant | 1,960 | B | 2,383 | 7.00 | 7.00 |
| 1430 | Transcriber Typist | 2,004 | B | 2,435 | 1.00 | 1.00 |
| 1440 | Medical Transcriber Typist | 2,130 | B | 2,589 | 2.00 | 2.00 |
| 1446 | Secretary II | 2,209 | B | 2,685 | 1.00 | 1.00 |
| 1630 | Account Clerk | 1,886 | B | 2,292 | 1.00 | 1.00 |
| 1632 | Senior Account Clerk | 2,183 | B | 2,654 | 2.00 | 2.00 |
| 1634 | Principal Account Clerk | 2,466 | B | 2,997 | 1.00 | 1.00 |
| 1635 | Health Care Billing Clerk I | 2,058 | B | 2,502 | 1.00 | 1.00 |
| 1636 | Health Care Billing Clerk II | 2,314 | B | 2,813 | 8.00 | 8.00 |
| 1652 | Accountant II | 2,632 | B | 3,199 | 2.00 | 2.00 |
| 1654 | Accountant III | 3,189 | B | 3,873 | 3.00 | 3.00 |
| 1657 | Accountant IV | 3,689 | B | 4,484 | 2.00 | 2.00 |
| 1663 | Patient Accounts Supervisor | 2,841 | B | 3,453 | 1.00 | 1.00 |
| 1664 | Patient Accounts Manager | 3,256 | B | 3,957 | 1.00 | 1.00 |
| 1708 | Senior Telephone Operator | 1,923 | B | 2,337 | 3.50 | 3.50 |
| 1820 | Junior Administrative Analyst | 2,161 | B | 2,627 | 1.00 | 1.00 |
| 1822 | Administrative Analyst | 2,841 | B | 3,453 | 2.00 | 2.00 |
| 1823 | Senior Administrative Analyst | 3,313 | B | 4,028 | 2.00 | 2.00 |
| 1824 | Principal Administrative Analyst | 3,836 | B | 4,662 | 2.00 | 2.00 |
| 1825 | Principial Administrative Analyst II | 4,197 | B | 5,101 | 1.00 | 1.00 |
| 1842 | Management Assistant | 2,614 | B | 3,178 | 1.50 | 1.50 |
| 1920 | Inventory Clerk | 1,752 | B | 2,130 | 1.00 | 1.00 |
| 1934 | Storekeeper | 1,923 | B | 2,337 | 7.82 | 7.82 |

Annual Salary Ordinance 2016-2017 and 2017-2018

Budgeted Position Counts (FTE) by Department and Job Code

| Job Code | Title | Low | Type | High | 2016-2017 FTE | 2017-2018 FTE |
|------------|---|--------------------------------------|------|--------|------------------|------------------|
| DPH | PUBLIC HEALTH | | | | | |
| Program: | DA5 | LAGUNA HONDA - LONG TERM CARE | | | | |
| Subfund: | 5L AAA AAA | LHH-OPERATING-NON-PROJ-CONTROLLED FD | | | | |
| 1942 | Assistant Materials Coordinator | 3,234 | B | 3,931 | 2.00 | 2.00 |
| 1944 | Materials Coordinator | 3,836 | B | 4,662 | 1.00 | 1.00 |
| 1950 | Assistant Purchaser | 2,230 | B | 2,711 | 1.00 | 1.00 |
| 1956 | Senior Purchaser | 3,396 | B | 4,128 | 2.00 | 2.00 |
| 2105 | Patient Services Finance Technician | 2,009 | B | 2,442 | 3.00 | 3.00 |
| 2106 | Medical Staff Services Department Specia | 2,269 | B | 2,758 | 1.00 | 1.00 |
| 2110 | Medical Records Clerk | 2,074 | B | 2,521 | 9.50 | 9.50 |
| 2112 | Medical Records Technician | 2,326 | B | 2,827 | 10.00 | 10.00 |
| 2114 | Medical Records Technician Supervisor | 2,719 | B | 3,304 | 2.00 | 2.00 |
| 2119 | Health Care Analyst | 2,890 | B | 3,513 | 1.00 | 1.00 |
| 2230 | Physician Specialist | 6,103 | B | 8,641 | 1.00 | 1.00 |
| 2232 | Senior Physician Specialist | 6,729 | B | 9,301 | 26.30 | 26.30 |
| 2233 | Supervising Physician Specialist | 7,243 | B | 10,003 | 1.00 | 1.00 |
| 2302 | Nursing Assistant | 2,281 | B | 2,772 | 105.10 | 105.10 |
| 2303 | Patient Care Assistant | 1,814 | B | 2,204 | 342.00 | 342.00 |
| 2312 | Licensed Vocational Nurse | 2,454 | B | 2,983 | 102.65 | 102.65 |
| 2320 | Registered Nurse | 4,479 | B | 5,884 | 169.46 | 169.46 |
| 2322 | Nurse Manager | 5,202 | B | 7,574 | 23.50 | 23.50 |
| 2323 | Clinical Nurse Specialist | 5,036 | B | 7,857 | 7.00 | 7.00 |
| 2324 | Nursing Supervisor | 5,733 | B | 8,349 | 9.00 | 9.00 |
| 2326 | Nursing Supervisor Psychiatric | 5,733 | B | 8,349 | 1.00 | 1.00 |
| 2390 | Central Processing And Distribution Tech | 2,383 | B | 2,896 | 5.50 | 5.50 |
| 2392 | Sr Central Processing And Distribution T | 2,926 | B | 3,557 | 1.00 | 1.00 |
| 2406 | Pharmacy Helper | 2,348 | B | 2,855 | 1.00 | 1.00 |
| 2409 | Pharmacy Technician | 2,685 | B | 3,263 | 9.10 | 9.10 |
| 2424 | X-Ray Laboratory Aide | 2,204 | B | 2,679 | 1.00 | 1.00 |
| 2430 | Medical Evaluations Assistant | 2,038 | B | 2,478 | 6.00 | 6.00 |
| 2450 | Pharmacist | 4,662 | B | 5,950 | 6.50 | 6.50 |
| 2453 | Supervising Pharmacist | 5,581 | B | 6,784 | 1.00 | 1.00 |
| 2454 | Clinical Pharmacist | 5,140 | B | 6,560 | 4.00 | 4.00 |
| 2468 | Diagnostic Imaging Technologist II | 3,460 | B | 4,637 | 1.00 | 1.00 |

Annual Salary Ordinance 2016-2017 and 2017-2018

Budgeted Position Counts (FTE) by Department and Job Code

| Job Code | Title | Low | Type | High | 2016-2017 FTE | 2017-2018 FTE |
|------------|-------------------------------------|--------------------------------------|------|-------|------------------|------------------|
| DPH | PUBLIC HEALTH | | | | | |
| Program: | DA5 | LAGUNA HONDA - LONG TERM CARE | | | | |
| Subfund: | 5L AAA AAA | LHH-OPERATING-NON-PROJ-CONTROLLED FD | | | | |
| 2469 | Diagnostic Imaging Technologist III | 3,633 | B | 4,869 | 1.00 | 1.00 |
| 2536 | Respiratory Care Practitioner | 2,502 | B | 3,041 | 3.00 | 3.00 |
| 2542 | Speech Pathologist | 3,460 | B | 4,637 | 4.00 | 4.00 |
| 2548 | Occupational Therapist | 3,138 | B | 4,416 | 8.58 | 8.58 |
| 2550 | Senior Occupational Therapist | 3,547 | B | 4,991 | 2.00 | 2.00 |
| 2554 | Therapy Aide | 2,490 | B | 3,027 | 7.00 | 7.00 |
| 2555 | Physical Therapist Assistant | 2,640 | B | 3,537 | 2.00 | 2.00 |
| 2556 | Physical Therapist | 3,138 | B | 4,416 | 8.00 | 8.00 |
| 2558 | Senior Physical Therapist | 3,547 | B | 4,991 | 1.00 | 1.00 |
| 2574 | Clinical Psychologist | 3,503 | B | 4,258 | 2.50 | 2.50 |
| 2576 | Supervising Clinical Psychologist | 3,910 | B | 4,753 | 1.00 | 1.00 |
| 2583 | Home Health Aide | 1,484 | B | 1,800 | 59.00 | 59.00 |
| 2586 | Health Worker II | 1,994 | B | 2,424 | 2.00 | 2.00 |
| 2587 | Health Worker III | 2,183 | B | 2,654 | 38.10 | 38.10 |
| 2588 | Health Worker IV | 2,551 | B | 3,101 | 10.00 | 10.00 |
| 2589 | Health Program Coordinator I | 2,589 | B | 3,147 | 1.00 | 1.00 |
| 2591 | Health Program Coordinator II | 2,946 | B | 3,581 | 1.00 | 1.00 |
| 2593 | Health Program Coordinator III | 3,295 | B | 4,006 | 2.00 | 2.00 |
| 2604 | Food Service Worker | 1,592 | B | 2,028 | 68.75 | 68.75 |
| 2606 | Senior Food Service Worker | 1,670 | B | 2,130 | 10.00 | 10.00 |
| 2608 | Supply Room Attendent | 1,719 | B | 2,089 | 1.00 | 1.00 |
| 2618 | Food Service Supervisor | 2,058 | B | 2,502 | 2.00 | 2.00 |
| 2619 | Senior Food Service Supervisor | 2,269 | B | 2,758 | 1.00 | 1.00 |
| 2620 | Food Service Manager Administrator | 2,732 | B | 3,320 | 1.00 | 1.00 |
| 2622 | Dietetic Technician | 1,932 | B | 2,348 | 3.00 | 3.00 |
| 2624 | Dietitian | 2,758 | B | 3,353 | 8.50 | 8.50 |
| 2626 | Chief Dietitian | 3,027 | B | 3,679 | 1.00 | 1.00 |
| 2650 | Assistant Cook | 1,710 | B | 2,079 | 3.00 | 3.00 |
| 2654 | Cook | 2,130 | B | 2,589 | 7.00 | 7.00 |
| 2656 | Chef | 2,407 | B | 2,926 | 3.00 | 3.00 |
| 2736 | Porter | 1,835 | B | 2,230 | 98.00 | 98.00 |
| 2740 | Porter Supervisor I | 2,226 | B | 2,706 | 7.00 | 7.00 |
| 2785 | Assistant General Services Manager | 2,442 | B | 2,969 | 2.00 | 2.00 |

Annual Salary Ordinance 2016-2017 and 2017-2018

Budgeted Position Counts (FTE) by Department and Job Code

| Job Code | Title | Low | Type | High | 2016-2017 FTE | 2017-2018 FTE |
|------------|--|--------------------------------------|------|-------|------------------|------------------|
| DPH | PUBLIC HEALTH | | | | | |
| Program: | DA5 | LAGUNA HONDA - LONG TERM CARE | | | | |
| Subfund: | 5L AAA AAA | LHH-OPERATING-NON-PROJ-CONTROLLED FD | | | | |
| 2818 | Health Program Planner | 2,969 | B | 3,608 | 1.00 | 1.00 |
| 2903 | Hospital Eligibility Worker | 2,183 | B | 2,654 | 3.77 | 4.00 |
| 2908 | Senior Hospital Eligibility Worker | 2,502 | B | 3,041 | 4.50 | 4.50 |
| 2909 | Hospital Eligibility Worker Supervisor | 3,056 | B | 3,714 | 2.00 | 2.00 |
| 2920 | Medical Social Worker | 3,027 | B | 3,679 | 16.00 | 16.00 |
| 2922 | Senior Medical Social Worker | 3,162 | B | 3,844 | 1.00 | 1.00 |
| 2930 | Psychiatric Social Worker | 3,027 | B | 3,679 | 3.00 | 3.00 |
| 2931 | Marriage, Family And Child Counselor | 3,027 | B | 3,679 | 1.00 | 1.00 |
| 3417 | Gardener | 2,145 | B | 2,607 | 2.00 | 2.00 |
| 4321 | Cashier II | 1,955 | B | 2,377 | 2.00 | 2.00 |
| 5504 | Project Manager II | 5,730 | B | 5,730 | 1.00 | 1.00 |
| 6138 | Industrial Hygienist | 3,851 | B | 4,681 | 1.00 | 1.00 |
| 6139 | Senior Industrial Hygienist | 4,246 | B | 5,161 | 1.00 | 1.00 |
| 7120 | Buildings And Grounds Maintenance Superi | 4,885 | B | 4,885 | 1.00 | 1.00 |
| 7203 | Buildings And Grounds Maintenance Superv | 4,174 | B | 4,174 | 1.00 | 1.00 |
| 7205 | Chief Stationary Engineer | 4,256 | B | 4,256 | 1.00 | 1.00 |
| 7324 | Beautician | 2,151 | B | 2,614 | 2.00 | 2.00 |
| 7334 | Stationary Engineer | 3,355 | B | 3,355 | 15.00 | 15.00 |
| 7335 | Senior Stationary Engineer | 3,802 | B | 3,802 | 3.00 | 3.00 |
| 7342 | Locksmith | 2,813 | B | 3,418 | 2.00 | 2.00 |
| 7344 | Carpenter | 2,813 | B | 3,418 | 2.00 | 2.00 |
| 7345 | Electrician | 3,162 | B | 3,844 | 2.00 | 2.00 |
| 7346 | Painter | 2,589 | B | 3,147 | 2.00 | 2.00 |
| 7347 | Plumber | 3,273 | B | 3,978 | 2.00 | 2.00 |
| 7355 | Truck Driver | 2,539 | B | 3,234 | 2.00 | 2.00 |
| 7524 | Institution Utility Worker | 1,752 | B | 2,130 | 10.00 | 10.00 |
| P103 | Special Nurse | 5,599 | B | 7,355 | 18.59 | 18.59 |
| TEMPM | Temporary - Miscellaneous | 0.00 | B | 0.00 | 19.86 | 19.49 |
| TEMPN | Temporary - Nurses | 0.00 | B | 0.00 | 4.74 | 4.74 |
| | | | | | 1,465.09 | 1,465.18 |
| | | | | | 1,465.09 | 1,465.18 |
| Program: | DBG | LAGUNA HONDA HOSP - ACUTE CARE | | | | |

Annual Salary Ordinance 2016-2017 and 2017-2018

Budgeted Position Counts (FTE) by Department and Job Code

| Job Code | Title | Low | Type | High | 2016-2017 FTE | 2017-2018 FTE |
|--------------------------|--|--------------------------------------|------|--------|------------------|------------------|
| DPH PUBLIC HEALTH | | | | | | |
| Program: | DBG | LAGUNA HONDA HOSP - ACUTE CARE | | | | |
| Subfund: | 5L AAA AAA | LHH-OPERATING-NON-PROJ-CONTROLLED FD | | | | |
| 2302 | Nursing Assistant | 2,281 | B | 2,772 | 7.00 | 7.00 |
| 2303 | Patient Care Assistant | 1,814 | B | 2,204 | 2.00 | 2.00 |
| 2320 | Registered Nurse | 4,479 | B | 5,884 | 12.50 | 12.50 |
| P103 | Special Nurse | 5,599 | B | 7,355 | 0.68 | 0.68 |
| TEMPM | Temporary - Miscellaneous | 0.00 | B | 0.00 | 0.12 | 0.12 |
| SubFund Total: | | | | | 22.30 | 22.30 |
| Program Total: | | | | | 22.30 | 22.30 |
| Program: | DHA | CENTRAL ADMINISTRATION | | | | |
| Subfund: | 1G AGF AAA | GF-NON-PROJECT-CONTROLLED | | | | |
| 0922 | Manager I | 3,661 | B | 4,672 | 4.00 | 4.00 |
| 0923 | Manager II | 3,931 | B | 5,018 | 1.00 | 1.00 |
| 0931 | Manager III | 4,238 | B | 5,408 | 10.00 | 10.00 |
| 0932 | Manager IV | 4,551 | B | 5,809 | 4.00 | 4.00 |
| 0933 | Manager V | 4,905 | B | 6,260 | 2.00 | 2.00 |
| 0941 | Manager VI | 5,269 | B | 6,725 | 3.00 | 3.00 |
| 0942 | Manager VII | 5,636 | B | 7,193 | 1.00 | 1.00 |
| 0943 | Manager VIII | 6,387 | B | 8,152 | 5.00 | 5.00 |
| 0953 | Deputy Director III | 5,269 | B | 6,725 | 2.00 | 2.00 |
| 0955 | Deputy Director V | 6,387 | B | 8,152 | 1.00 | 1.00 |
| 0965 | Department Head V | 8,559 | B | 10,924 | 1.00 | 1.00 |
| 1093 | IT Operations Support Administrator III | 2,847 | B | 3,460 | 1.00 | 1.00 |
| 1166 | Administrator, Department of Public Heal | 7,990 | B | 10,198 | 2.00 | 2.00 |
| 1202 | Personnel Clerk | 1,955 | B | 2,377 | 1.00 | 1.00 |
| 1204 | Senior Personnel Clerk | 2,264 | B | 2,752 | 16.00 | 16.00 |
| 1218 | Payroll Supervisor | 3,162 | B | 3,844 | 1.00 | 1.00 |
| 1220 | Payroll Clerk | 2,247 | B | 2,732 | 13.00 | 13.00 |
| 1222 | Senior Payroll And Personnel Clerk | 2,466 | B | 2,997 | 9.00 | 9.00 |
| 1226 | Chief Payroll And Personnel Clerk | 2,868 | B | 3,486 | 3.00 | 3.00 |
| 1230 | Instructional Designer | 3,295 | B | 4,006 | 1.00 | 1.00 |
| 1231 | EEO Programs Senior Specialist | 3,668 | B | 4,458 | 3.54 | 4.00 |
| 1232 | Training Officer | 2,989 | B | 3,633 | 2.00 | 2.00 |
| 1233 | Equal Employment Opportunity | 2,896 | B | 3,520 | 2.54 | 3.00 |

Annual Salary Ordinance 2016-2017 and 2017-2018

Budgeted Position Counts (FTE) by Department and Job Code

| Job Code | Title | Low | Type | High | 2016-2017 FTE | 2017-2018 FTE |
|--------------------------|----------------------------------|---------------------------|------|--------|------------------|------------------|
| DPH PUBLIC HEALTH | | | | | | |
| Program: | DHA | CENTRAL ADMINISTRATION | | | | |
| Subfund: | 1G AGF AAA | GF-NON-PROJECT-CONTROLLED | | | | |
| | Programs Sp | | | | | |
| 1241 | Personnel Analyst | 2,449 | B | 3,604 | 17.08 | 18.00 |
| 1244 | Senior Personnel Analyst | 3,460 | B | 4,206 | 18.16 | 20.00 |
| 1312 | Public Information Officer | 2,621 | B | 3,187 | 1.00 | 1.00 |
| 1406 | Senior Clerk | 1,823 | B | 2,215 | 6.00 | 6.00 |
| 1454 | Executive Secretary III | 2,874 | B | 3,493 | 1.00 | 1.00 |
| 1630 | Account Clerk | 1,886 | B | 2,292 | 1.00 | 1.00 |
| 1632 | Senior Account Clerk | 2,183 | B | 2,654 | 4.00 | 4.00 |
| 1652 | Accountant II | 2,632 | B | 3,199 | 7.50 | 7.50 |
| 1654 | Accountant III | 3,189 | B | 3,873 | 12.02 | 12.02 |
| 1657 | Accountant IV | 3,689 | B | 4,484 | 3.60 | 3.60 |
| 1820 | Junior Administrative Analyst | 2,161 | B | 2,627 | 0.53 | 0.53 |
| 1822 | Administrative Analyst | 2,841 | B | 3,453 | 3.00 | 3.00 |
| 1823 | Senior Administrative Analyst | 3,313 | B | 4,028 | 6.50 | 6.50 |
| 1824 | Principal Administrative Analyst | 3,836 | B | 4,662 | 6.02 | 6.25 |
| 2112 | Medical Records Technician | 2,326 | B | 2,827 | 1.00 | 1.00 |
| 2119 | Health Care Analyst | 2,890 | B | 3,513 | 6.00 | 6.00 |
| 2232 | Senior Physician Specialist | 6,729 | B | 9,301 | 0.80 | 0.80 |
| 2233 | Supervising Physician Specialist | 7,243 | B | 10,003 | 2.00 | 2.00 |
| 2320 | Registered Nurse | 4,479 | B | 5,884 | 3.00 | 3.00 |
| 2322 | Nurse Manager | 5,202 | B | 7,574 | 1.00 | 1.00 |
| 2324 | Nursing Supervisor | 5,733 | B | 8,349 | 1.00 | 1.00 |
| 2587 | Health Worker III | 2,183 | B | 2,654 | 1.00 | 1.00 |
| 2588 | Health Worker IV | 2,551 | B | 3,101 | 1.00 | 1.00 |
| 2589 | Health Program Coordinator I | 2,589 | B | 3,147 | 1.00 | 1.00 |
| 2591 | Health Program Coordinator II | 2,946 | B | 3,581 | 3.00 | 3.00 |
| 2593 | Health Program Coordinator III | 3,295 | B | 4,006 | 6.04 | 6.50 |
| 2736 | Porter | 1,835 | B | 2,230 | 9.00 | 9.00 |
| 2803 | Epidemiologist II | 3,346 | B | 4,067 | 2.05 | 2.05 |
| 2818 | Health Program Planner | 2,969 | B | 3,608 | 2.50 | 2.50 |
| 2820 | Senior Health Program Planner | 3,436 | B | 4,176 | 7.00 | 7.00 |
| 2822 | Health Educator | 3,047 | B | 3,703 | 2.00 | 2.00 |
| 2930 | Psychiatric Social Worker | 3,027 | B | 3,679 | 1.00 | 1.00 |

Annual Salary Ordinance 2016-2017 and 2017-2018

Budgeted Position Counts (FTE) by Department and Job Code

| Job Code | Title | Low | Type | High | 2016-2017 FTE | 2017-2018 FTE |
|--------------------------|---|---------------------------|------|-------|------------------|------------------|
| DPH PUBLIC HEALTH | | | | | | |
| Program: | DHA | CENTRAL ADMINISTRATION | | | | |
| Subfund: | 1G AGF AAA | GF-NON-PROJECT-CONTROLLED | | | | |
| 5177 | Safety Officer | 4,246 | B | 5,161 | 2.00 | 2.00 |
| 6138 | Industrial Hygienist | 3,851 | B | 4,681 | 0.50 | 0.50 |
| 6139 | Senior Industrial Hygienist | 4,246 | B | 5,161 | 2.00 | 2.00 |
| 8139 | Industrial Injury Investigator | 2,502 | B | 3,041 | 1.00 | 1.00 |
| TEMPM | Temporary - Miscellaneous | 0.00 | B | 0.00 | 1.34 | 1.33 |
| SubFund Total: | | | | | 233.72 | 238.08 |
| Subfund: | 1G AGF AAP | GF-ANNUAL PROJECT | | | | |
| 0932 | Manager IV | 4,551 | B | 5,809 | 1.00 | 1.00 |
| 0933 | Manager V | 4,905 | B | 6,260 | 10.00 | 10.00 |
| 0941 | Manager VI | 5,269 | B | 6,725 | 3.00 | 3.00 |
| 0942 | Manager VII | 5,636 | B | 7,193 | 1.00 | 1.00 |
| 0943 | Manager VIII | 6,387 | B | 8,152 | 1.00 | 1.00 |
| 1010 | Information Systems Trainee | 2,066 | B | 2,127 | 20.00 | 20.00 |
| 1041 | IS Engineer-Assistant | 3,403 | B | 4,279 | 5.00 | 5.00 |
| 1042 | IS Engineer-Journey | 3,768 | B | 4,740 | 9.00 | 9.00 |
| 1043 | IS Engineer-Senior | 4,177 | B | 5,252 | 18.00 | 18.00 |
| 1044 | IS Engineer-Principal | 4,493 | B | 5,651 | 16.77 | 17.00 |
| 1051 | IS Business Analyst-Assistant | 2,626 | B | 3,303 | 3.00 | 3.00 |
| 1052 | IS Business Analyst | 3,041 | B | 3,825 | 15.50 | 15.50 |
| 1053 | IS Business Analyst-Senior | 3,520 | B | 4,428 | 29.00 | 29.00 |
| 1054 | IS Business Analyst-Principal | 4,076 | B | 5,126 | 40.00 | 40.00 |
| 1063 | IS Programmer Analyst-Senior | 3,189 | B | 4,016 | 6.00 | 6.00 |
| 1064 | IS Programmer Analyst-Principal | 3,714 | B | 4,673 | 4.00 | 4.00 |
| 1070 | IS Project Director | 4,493 | B | 5,651 | 14.00 | 14.00 |
| 1091 | IT Operations Support Administrator I | 1,994 | B | 2,424 | 3.50 | 3.50 |
| 1092 | IT Operations Support Administrator II | 2,342 | B | 2,847 | 18.00 | 18.00 |
| 1093 | IT Operations Support Administrator III | 2,847 | B | 3,460 | 23.95 | 23.95 |
| 1094 | IT Operations Support Administrator IV | 3,460 | B | 4,206 | 7.00 | 7.00 |
| 1095 | IT Operations Support Administrator V | 3,724 | B | 4,527 | 4.60 | 4.60 |
| 1232 | Training Officer | 2,989 | B | 3,633 | 1.00 | 1.00 |
| 1406 | Senior Clerk | 1,823 | B | 2,215 | 4.00 | 4.00 |
| 1820 | Junior Administrative Analyst | 2,161 | B | 2,627 | 1.00 | 1.00 |

Annual Salary Ordinance 2016-2017 and 2017-2018

Budgeted Position Counts (FTE) by Department and Job Code

| Job Code | Title | Low | Type | High | 2016-2017 FTE | 2017-2018 FTE |
|--------------------------|---|---------------------------------|------|--------|------------------|------------------|
| DPH PUBLIC HEALTH | | | | | | |
| Program: DHA | | CENTRAL ADMINISTRATION | | | | |
| Subfund: 1G AGF AAP | | GF-ANNUAL PROJECT | | | | |
| 1822 | Administrative Analyst | 2,841 | B | 3,453 | 1.00 | 1.00 |
| 1824 | Principal Administrative Analyst | 3,836 | B | 4,662 | 2.00 | 2.00 |
| 1934 | Storekeeper | 1,923 | B | 2,337 | 1.00 | 1.00 |
| 1942 | Assistant Materials Coordinator | 3,234 | B | 3,931 | 2.00 | 2.00 |
| 2119 | Health Care Analyst | 2,890 | B | 3,513 | 1.00 | 1.00 |
| 2320 | Registered Nurse | 4,479 | B | 5,884 | 5.00 | 5.00 |
| 2322 | Nurse Manager | 5,202 | B | 7,574 | 1.00 | 1.00 |
| 2803 | Epidemiologist II | 3,346 | B | 4,067 | 1.00 | 1.00 |
| TEMPM | Temporary - Miscellaneous | 0.00 | B | 0.00 | 3.39 | 3.31 |
| SubFund Total: | | | | | 276.71 | 276.86 |
| Subfund: 1G AGF ACP | | GF-CONTINUING PROJECTS | | | | |
| 1052 | IS Business Analyst | 3,041 | B | 3,825 | 1.00 | 1.00 |
| 1054 | IS Business Analyst-Principal | 4,076 | B | 5,126 | 4.00 | 4.00 |
| 1237 | Training Coordinator | 3,387 | B | 4,117 | 1.00 | 1.00 |
| 2119 | Health Care Analyst | 2,890 | B | 3,513 | 1.00 | 1.00 |
| 2320 | Registered Nurse | 4,479 | B | 5,884 | 5.00 | 5.00 |
| SubFund Total: | | | | | 12.00 | 12.00 |
| Subfund: 1G AGF WOF | | GENERAL FUND WORK ORDER FUND | | | | |
| 1406 | Senior Clerk | 1,823 | B | 2,215 | 1.00 | 1.00 |
| 6138 | Industrial Hygienist | 3,851 | B | 4,681 | 1.50 | 1.50 |
| 6139 | Senior Industrial Hygienist | 4,246 | B | 5,161 | 1.00 | 1.00 |
| 8139 | Industrial Injury Investigator | 2,502 | B | 3,041 | 1.00 | 1.00 |
| SubFund Total: | | | | | 4.50 | 4.50 |
| Subfund: 2S CHS GNC | | GRANTS; NON-PROJECT; CONTINUING | | | | |
| 1406 | Senior Clerk | 1,823 | B | 2,215 | 1.00 | 1.00 |
| 1823 | Senior Administrative Analyst | 3,313 | B | 4,028 | 1.00 | 1.00 |
| 2119 | Health Care Analyst | 2,890 | B | 3,513 | 0.77 | 1.00 |
| 2232 | Senior Physician Specialist | 6,729 | B | 9,301 | 0.20 | 0.20 |
| 2233 | Supervising Physician Specialist | 7,243 | B | 10,003 | 1.00 | 1.00 |
| 2533 | Emergency Medical Services Agency Specia | 3,661 | B | 4,449 | 0.50 | 0.50 |
| 2586 | Health Worker II | 1,994 | B | 2,424 | 1.00 | 1.00 |
| 2589 | Health Program Coordinator I | 2,589 | B | 3,147 | 4.00 | 4.00 |

Annual Salary Ordinance 2016-2017 and 2017-2018

Budgeted Position Counts (FTE) by Department and Job Code

| Job Code | Title | Low | Type | High | 2016-2017 FTE | 2017-2018 FTE |
|--------------------------|---------------------------------------|---------------------------------|------|-------|------------------|------------------|
| DPH PUBLIC HEALTH | | | | | | |
| Program: | DHA | CENTRAL ADMINISTRATION | | | | |
| Subfund: | 2S CHS GNC | GRANTS; NON-PROJECT; CONTINUING | | | | |
| 2591 | Health Program Coordinator II | 2,946 | B | 3,581 | 2.00 | 2.00 |
| 2593 | Health Program Coordinator III | 3,295 | B | 4,006 | 2.00 | 2.00 |
| 2820 | Senior Health Program Planner | 3,436 | B | 4,176 | 1.00 | 1.00 |
| 2825 | Senior Health Educator | 3,282 | B | 3,989 | 1.00 | 1.00 |
| TEMPM | Temporary - Miscellaneous | 0.00 | B | 0.00 | 1.83 | 1.65 |
| SubFund Total: | | | | | 17.30 | 17.35 |
| Program Total: | | | | | 544.23 | 548.79 |
| Program: | DHH | HEALTH AT HOME | | | | |
| Subfund: | 1G AGF AAA | GF-NON-PROJECT-CONTROLLED | | | | |
| 1404 | Clerk | 1,756 | B | 2,135 | 2.09 | 2.09 |
| 1406 | Senior Clerk | 1,823 | B | 2,215 | 1.00 | 1.00 |
| 1408 | Principal Clerk | 2,407 | B | 2,926 | 1.00 | 1.00 |
| 1636 | Health Care Billing Clerk II | 2,314 | B | 2,813 | 2.00 | 2.00 |
| 1662 | Patient Accounts Assistant Supervisor | 2,490 | B | 3,027 | 1.00 | 1.00 |
| 1822 | Administrative Analyst | 2,841 | B | 3,453 | 1.00 | 1.00 |
| 2110 | Medical Records Clerk | 2,074 | B | 2,521 | 1.00 | 1.00 |
| 2312 | Licensed Vocational Nurse | 2,454 | B | 2,983 | 2.00 | 2.00 |
| 2320 | Registered Nurse | 4,479 | B | 5,884 | 18.00 | 18.00 |
| 2322 | Nurse Manager | 5,202 | B | 7,574 | 2.00 | 2.00 |
| 2542 | Speech Pathologist | 3,460 | B | 4,637 | 0.20 | 0.20 |
| 2548 | Occupational Therapist | 3,138 | B | 4,416 | 3.30 | 3.30 |
| 2556 | Physical Therapist | 3,138 | B | 4,416 | 7.80 | 7.80 |
| 2558 | Senior Physical Therapist | 3,547 | B | 4,991 | 1.00 | 1.00 |
| 2583 | Home Health Aide | 1,484 | B | 1,800 | 2.00 | 2.00 |
| 2585 | Health Worker I | 1,782 | B | 2,166 | 1.00 | 1.00 |
| 2736 | Porter | 1,835 | B | 2,230 | 0.50 | 0.50 |
| 2920 | Medical Social Worker | 3,027 | B | 3,679 | 3.50 | 3.50 |
| 2922 | Senior Medical Social Worker | 3,162 | B | 3,844 | 1.00 | 1.00 |
| P103 | Special Nurse | 5,599 | B | 7,355 | 0.09 | 0.09 |
| TEMPM | Temporary - Miscellaneous | 0.00 | B | 0.00 | 0.36 | 0.35 |
| TEMPN | Temporary - Nurses | 0.00 | B | 0.00 | 0.01 | 0.01 |
| SubFund Total: | | | | | 51.85 | 51.84 |
| Program Total: | | | | | 51.85 | 51.84 |

Annual Salary Ordinance 2016-2017 and 2017-2018

Budgeted Position Counts (FTE) by Department and Job Code

| Job Code | Title | Low | Type | High | 2016-2017 FTE | 2017-2018 FTE |
|--------------------------|----------------------------------|---|------|-------|------------------|------------------|
| DPH PUBLIC HEALTH | | | | | | |
| Program: | DHM | SFHN-MANAGED CARE | | | | |
| Subfund: | 1G AGF AAA | GF-NON-PROJECT-CONTROLLED | | | | |
| 0922 | Manager I | 3,661 | B | 4,672 | 1.00 | 1.00 |
| 0941 | Manager VI | 5,269 | B | 6,725 | 1.00 | 1.00 |
| 1820 | Junior Administrative Analyst | 2,161 | B | 2,627 | 1.00 | 1.00 |
| 1824 | Principal Administrative Analyst | 3,836 | B | 4,662 | 1.00 | 1.00 |
| 2320 | Registered Nurse | 4,479 | B | 5,884 | 11.50 | 11.50 |
| 2322 | Nurse Manager | 5,202 | B | 7,574 | 1.00 | 1.00 |
| 2430 | Medical Evaluations Assistant | 2,038 | B | 2,478 | 0.70 | 0.70 |
| 2585 | Health Worker I | 1,782 | B | 2,166 | 1.00 | 1.00 |
| 2586 | Health Worker II | 1,994 | B | 2,424 | 22.96 | 22.96 |
| 2587 | Health Worker III | 2,183 | B | 2,654 | 1.00 | 1.00 |
| 2588 | Health Worker IV | 2,551 | B | 3,101 | 2.95 | 3.00 |
| 2818 | Health Program Planner | 2,969 | B | 3,608 | 2.00 | 2.00 |
| 2820 | Senior Health Program Planner | 3,436 | B | 4,176 | 1.00 | 1.00 |
| 2924 | Medical Social Work Supervisor | 3,387 | B | 4,117 | 1.00 | 1.00 |
| TEMPM | Temporary - Miscellaneous | 0.00 | B | 0.00 | 0.02 | 0.02 |
| TEMPN | Temporary - Nurses | 0.00 | B | 0.00 | 0.81 | 0.81 |
| SubFund Total: | | | | | 49.94 | 49.99 |
| Program Total: | | | | | 49.94 | 49.99 |
| Program: | DHP | PRIMARY CARE - AMBU CARE - HEALTH CNTRS | | | | |
| Subfund: | 1G AGF AAA | GF-NON-PROJECT-CONTROLLED | | | | |
| 0922 | Manager I | 3,661 | B | 4,672 | 4.00 | 4.00 |
| 0923 | Manager II | 3,931 | B | 5,018 | 1.60 | 1.60 |
| 0931 | Manager III | 4,238 | B | 5,408 | 2.00 | 2.00 |
| 0942 | Manager VII | 5,636 | B | 7,193 | 0.40 | 0.40 |
| 1402 | Junior Clerk | 1,615 | B | 1,960 | 1.00 | 1.00 |
| 1406 | Senior Clerk | 1,823 | B | 2,215 | 12.00 | 12.00 |
| 1408 | Principal Clerk | 2,407 | B | 2,926 | 9.00 | 9.00 |
| 1652 | Accountant II | 2,632 | B | 3,199 | 1.00 | 1.00 |
| 1654 | Accountant III | 3,189 | B | 3,873 | 2.00 | 2.00 |
| 1657 | Accountant IV | 3,689 | B | 4,484 | 1.00 | 1.00 |
| 1823 | Senior Administrative Analyst | 3,313 | B | 4,028 | 2.00 | 2.00 |
| 1824 | Principal Administrative Analyst | 3,836 | B | 4,662 | 1.00 | 1.00 |
| 1934 | Storekeeper | 1,923 | B | 2,337 | 1.00 | 1.00 |

Annual Salary Ordinance 2016-2017 and 2017-2018

Budgeted Position Counts (FTE) by Department and Job Code

| Job Code | Title | Low | Type | High | 2016-2017 FTE | 2017-2018 FTE |
|--------------------------|-----------------------------------|---|------|--------|------------------|------------------|
| DPH PUBLIC HEALTH | | | | | | |
| Program: | DHP | PRIMARY CARE - AMBU CARE - HEALTH CNTRS | | | | |
| Subfund: | 1G AGF AAA | GF-NON-PROJECT-CONTROLLED | | | | |
| 1950 | Assistant Purchaser | 2,230 | B | 2,711 | 1.00 | 1.00 |
| 2110 | Medical Records Clerk | 2,074 | B | 2,521 | 7.00 | 7.00 |
| 2112 | Medical Records Technician | 2,326 | B | 2,827 | 5.00 | 5.00 |
| 2119 | Health Care Analyst | 2,890 | B | 3,513 | 5.00 | 5.00 |
| 2202 | Dental Aide | 2,303 | B | 2,800 | 10.44 | 10.44 |
| 2204 | Dental Hygienist | 3,132 | B | 3,807 | 1.30 | 1.30 |
| 2210 | Dentist | 4,961 | B | 6,496 | 4.90 | 4.90 |
| 2218 | Physician Assistant | 5,549 | B | 7,855 | 1.00 | 1.00 |
| 2230 | Physician Specialist | 6,103 | B | 8,641 | 39.31 | 39.43 |
| 2232 | Senior Physician Specialist | 6,729 | B | 9,301 | 9.56 | 9.56 |
| 2233 | Supervising Physician Specialist | 7,243 | B | 10,003 | 9.00 | 9.00 |
| 2312 | Licensed Vocational Nurse | 2,454 | B | 2,983 | 1.00 | 1.00 |
| 2320 | Registered Nurse | 4,479 | B | 5,884 | 56.27 | 57.27 |
| 2322 | Nurse Manager | 5,202 | B | 7,574 | 9.00 | 9.00 |
| 2324 | Nursing Supervisor | 5,733 | B | 8,349 | 2.00 | 2.00 |
| 2328 | Nurse Practitioner | 5,549 | B | 7,855 | 21.24 | 21.24 |
| 2409 | Pharmacy Technician | 2,685 | B | 3,263 | 1.00 | 1.00 |
| 2430 | Medical Evaluations Assistant | 2,038 | B | 2,478 | 74.30 | 74.30 |
| 2453 | Supervising Pharmacist | 5,581 | B | 6,784 | 1.00 | 1.00 |
| 2454 | Clinical Pharmacist | 5,140 | B | 6,560 | 4.00 | 4.00 |
| 2574 | Clinical Psychologist | 3,503 | B | 4,258 | 1.00 | 1.00 |
| 2576 | Supervising Clinical Psychologist | 3,910 | B | 4,753 | 1.00 | 1.00 |
| 2585 | Health Worker I | 1,782 | B | 2,166 | 11.00 | 11.00 |
| 2586 | Health Worker II | 1,994 | B | 2,424 | 54.60 | 54.60 |
| 2587 | Health Worker III | 2,183 | B | 2,654 | 16.79 | 16.79 |
| 2588 | Health Worker IV | 2,551 | B | 3,101 | 4.00 | 4.00 |
| 2591 | Health Program Coordinator II | 2,946 | B | 3,581 | 2.00 | 2.00 |
| 2593 | Health Program Coordinator III | 3,295 | B | 4,006 | 11.27 | 11.50 |
| 2736 | Porter | 1,835 | B | 2,230 | 14.00 | 14.00 |
| 2738 | Porter Assistant Supervisor | 2,019 | B | 2,454 | 1.00 | 1.00 |
| 2803 | Epidemiologist II | 3,346 | B | 4,067 | 1.00 | 1.00 |
| 2818 | Health Program Planner | 2,969 | B | 3,608 | 1.00 | 1.00 |
| 2822 | Health Educator | 3,047 | B | 3,703 | 3.00 | 3.00 |

Annual Salary Ordinance 2016-2017 and 2017-2018

Budgeted Position Counts (FTE) by Department and Job Code

| Job Code | Title | Low | Type | High | 2016-2017 FTE | 2017-2018 FTE |
|--------------------------|--------------------------------------|---|------|-------|------------------|------------------|
| DPH PUBLIC HEALTH | | | | | | |
| Program: | DHP | PRIMARY CARE - AMBU CARE - HEALTH CNTRS | | | | |
| Subfund: | 1G AGF AAA | GF-NON-PROJECT-CONTROLLED | | | | |
| 2830 | Public Health Nurse | 4,479 | B | 5,884 | 0.10 | 0.10 |
| 2846 | Nutritionist | 3,047 | B | 3,703 | 4.00 | 4.00 |
| 2903 | Hospital Eligibility Worker | 2,183 | B | 2,654 | 29.50 | 29.50 |
| 2908 | Senior Hospital Eligibility Worker | 2,502 | B | 3,041 | 1.00 | 1.00 |
| 2920 | Medical Social Worker | 3,027 | B | 3,679 | 12.40 | 12.40 |
| 2922 | Senior Medical Social Worker | 3,162 | B | 3,844 | 2.60 | 2.60 |
| 2930 | Psychiatric Social Worker | 3,027 | B | 3,679 | 15.50 | 15.50 |
| 2931 | Marriage, Family And Child Counselor | 3,027 | B | 3,679 | 1.00 | 1.00 |
| 2932 | Senior Psychiatric Social Worker | 3,162 | B | 3,844 | 1.00 | 1.00 |
| 7334 | Stationary Engineer | 3,355 | B | 3,355 | 2.00 | 2.00 |
| 7524 | Institution Utility Worker | 1,752 | B | 2,130 | 1.00 | 1.00 |
| TEMPM | Temporary - Miscellaneous | 0.00 | B | 0.00 | 7.25 | 6.58 |
| TEMPN | Temporary - Nurses | 0.00 | B | 0.00 | 5.25 | 5.25 |
| SubFund Total: | | | | | 505.58 | 506.26 |
| Subfund: | 1G AGF ACP | GF-CONTINUING PROJECTS | | | | |
| 2585 | Health Worker I | 1,782 | B | 2,166 | 4.00 | 4.00 |
| TEMPM | Temporary - Miscellaneous | 0.00 | B | 0.00 | 10.98 | 10.72 |
| SubFund Total: | | | | | 14.98 | 14.72 |
| Subfund: | 1G AGF WOF | GENERAL FUND WORK ORDER FUND | | | | |
| 2230 | Physician Specialist | 6,103 | B | 8,641 | 0.50 | 0.50 |
| 2232 | Senior Physician Specialist | 6,729 | B | 9,301 | 1.00 | 1.00 |
| 2320 | Registered Nurse | 4,479 | B | 5,884 | 5.00 | 5.00 |
| 2322 | Nurse Manager | 5,202 | B | 7,574 | 1.00 | 1.00 |
| 2328 | Nurse Practitioner | 5,549 | B | 7,855 | 2.50 | 2.50 |
| 2587 | Health Worker III | 2,183 | B | 2,654 | 1.00 | 1.00 |
| TEMPM | Temporary - Miscellaneous | 0.00 | B | 0.00 | 0.10 | 0.10 |
| TEMPN | Temporary - Nurses | 0.00 | B | 0.00 | 1.72 | 1.72 |
| SubFund Total: | | | | | 12.82 | 12.82 |
| Subfund: | 2S CHS GNC | GRANTS; NON-PROJECT; CONTINUING | | | | |
| 2210 | Dentist | 4,961 | B | 6,496 | 0.40 | 0.40 |
| 2230 | Physician Specialist | 6,103 | B | 8,641 | 0.20 | 0.20 |
| 2328 | Nurse Practitioner | 5,549 | B | 7,855 | 1.80 | 1.80 |
| 2586 | Health Worker II | 1,994 | B | 2,424 | 0.90 | 0.90 |

Annual Salary Ordinance 2016-2017 and 2017-2018

Budgeted Position Counts (FTE) by Department and Job Code

| Job Code | Title | Low | Type | High | 2016-2017 FTE | 2017-2018 FTE |
|--------------------------|--------------------------------------|---|------|-------|------------------|------------------|
| DPH PUBLIC HEALTH | | | | | | |
| Program: | DHP | PRIMARY CARE - AMBU CARE - HEALTH CNTRS | | | | |
| Subfund: | 2S CHS GNC | GRANTS; NON-PROJECT; CONTINUING | | | | |
| 2587 | Health Worker III | 2,183 | B | 2,654 | 0.60 | 0.60 |
| 2830 | Public Health Nurse | 4,479 | B | 5,884 | 0.80 | 0.80 |
| 2903 | Hospital Eligibility Worker | 2,183 | B | 2,654 | 0.50 | 0.50 |
| 2920 | Medical Social Worker | 3,027 | B | 3,679 | 2.60 | 2.60 |
| 2922 | Senior Medical Social Worker | 3,162 | B | 3,844 | 0.90 | 0.90 |
| TEMPM | Temporary - Miscellaneous | 0.00 | B | 0.00 | 4.06 | 1.12 |
| TEMPN | Temporary - Nurses | 0.00 | B | 0.00 | 0.85 | 0.85 |
| SubFund Total: | | | | | 13.61 | 10.67 |
| Program Total: | | | | | 546.99 | 544.47 |
| Program: | DHT | TRANSITIONS | | | | |
| Subfund: | 1G AGF AAA | GF-NON-PROJECT-CONTROLLED | | | | |
| 0923 | Manager II | 3,931 | B | 5,018 | 0.25 | 0.25 |
| 1406 | Senior Clerk | 1,823 | B | 2,215 | 0.50 | 0.50 |
| 1636 | Health Care Billing Clerk II | 2,314 | B | 2,813 | 1.00 | 1.00 |
| 2320 | Registered Nurse | 4,479 | B | 5,884 | 1.50 | 1.50 |
| 2593 | Health Program Coordinator III | 3,295 | B | 4,006 | 1.00 | 1.00 |
| 2830 | Public Health Nurse | 4,479 | B | 5,884 | 1.00 | 1.00 |
| 2920 | Medical Social Worker | 3,027 | B | 3,679 | 1.00 | 1.00 |
| 2931 | Marriage, Family And Child Counselor | 3,027 | B | 3,679 | 1.00 | 1.00 |
| TEMPM | Temporary - Miscellaneous | 0.00 | B | 0.00 | 0.01 | 0.01 |
| SubFund Total: | | | | | 7.26 | 7.26 |
| Program Total: | | | | | 7.26 | 7.26 |
| Program: | DLT | MENTAL HEALTH - LONG TERM CARE | | | | |
| Subfund: | 1G AGF AAA | GF-NON-PROJECT-CONTROLLED | | | | |
| 0923 | Manager II | 3,931 | B | 5,018 | 0.52 | 0.52 |
| 2232 | Senior Physician Specialist | 6,729 | B | 9,301 | 2.00 | 2.00 |
| 2320 | Registered Nurse | 4,479 | B | 5,884 | 5.00 | 5.00 |
| 2409 | Pharmacy Technician | 2,685 | B | 3,263 | 1.00 | 1.00 |
| 2454 | Clinical Pharmacist | 5,140 | B | 6,560 | 0.50 | 0.50 |
| 2575 | Research Psychologist | 3,769 | B | 4,581 | 1.00 | 1.00 |
| 2585 | Health Worker I | 1,782 | B | 2,166 | 3.50 | 3.50 |
| 2586 | Health Worker II | 1,994 | B | 2,424 | 1.00 | 1.00 |
| 2587 | Health Worker III | 2,183 | B | 2,654 | 2.75 | 2.75 |

Annual Salary Ordinance 2016-2017 and 2017-2018

Budgeted Position Counts (FTE) by Department and Job Code

| Job Code | Title | Low | Type | High | 2016-2017 FTE | 2017-2018 FTE |
|--------------------------|----------------------------------|--------------------------------|------|--------|------------------|------------------|
| DPH PUBLIC HEALTH | | | | | | |
| Program: | DLT | MENTAL HEALTH - LONG TERM CARE | | | | |
| Subfund: | 1G AGF AAA | GF-NON-PROJECT-CONTROLLED | | | | |
| 2830 | Public Health Nurse | 4,479 | B | 5,884 | 2.00 | 2.00 |
| 2910 | Social Worker | 2,247 | B | 2,732 | 1.00 | 1.00 |
| 2930 | Psychiatric Social Worker | 3,027 | B | 3,679 | 3.00 | 3.00 |
| 2932 | Senior Psychiatric Social Worker | 3,162 | B | 3,844 | 1.00 | 1.00 |
| SubFund Total: | | | | | 24.27 | 24.27 |
| Program Total: | | | | | 24.27 | 24.27 |
| Program: | DMF | FORENSICS - AMBULATORY CARE | | | | |
| Subfund: | 1G AGF AAA | GF-NON-PROJECT-CONTROLLED | | | | |
| 0922 | Manager I | 3,661 | B | 4,672 | 1.00 | 1.00 |
| 0923 | Manager II | 3,931 | B | 5,018 | 1.00 | 1.00 |
| 0932 | Manager IV | 4,551 | B | 5,809 | 1.00 | 1.00 |
| 0933 | Manager V | 4,905 | B | 6,260 | 1.00 | 1.00 |
| 0943 | Manager VIII | 6,387 | B | 8,152 | 1.00 | 1.00 |
| 1404 | Clerk | 1,756 | B | 2,135 | 1.00 | 1.00 |
| 1406 | Senior Clerk | 1,823 | B | 2,215 | 2.31 | 3.00 |
| 1408 | Principal Clerk | 2,407 | B | 2,926 | 1.00 | 1.00 |
| 1428 | Unit Clerk | 2,130 | B | 2,589 | 2.00 | 2.00 |
| 2110 | Medical Records Clerk | 2,074 | B | 2,521 | 2.00 | 2.00 |
| 2202 | Dental Aide | 2,303 | B | 2,800 | 2.00 | 2.00 |
| 2210 | Dentist | 4,961 | B | 6,496 | 1.40 | 1.40 |
| 2230 | Physician Specialist | 6,103 | B | 8,641 | 0.26 | 0.26 |
| 2232 | Senior Physician Specialist | 6,729 | B | 9,301 | 3.64 | 4.00 |
| 2233 | Supervising Physician Specialist | 7,243 | B | 10,003 | 1.00 | 1.00 |
| 2312 | Licensed Vocational Nurse | 2,454 | B | 2,983 | 24.50 | 24.50 |
| 2320 | Registered Nurse | 4,479 | B | 5,884 | 57.96 | 57.96 |
| 2322 | Nurse Manager | 5,202 | B | 7,574 | 3.00 | 3.00 |
| 2328 | Nurse Practitioner | 5,549 | B | 7,855 | 7.55 | 7.55 |
| 2409 | Pharmacy Technician | 2,685 | B | 3,263 | 5.30 | 5.30 |
| 2450 | Pharmacist | 4,662 | B | 5,950 | 2.24 | 2.24 |
| 2454 | Clinical Pharmacist | 5,140 | B | 6,560 | 1.00 | 1.00 |
| 2574 | Clinical Psychologist | 3,503 | B | 4,258 | 0.77 | 1.00 |
| 2585 | Health Worker I | 1,782 | B | 2,166 | 1.00 | 1.00 |
| 2586 | Health Worker II | 1,994 | B | 2,424 | 3.85 | 5.00 |

Annual Salary Ordinance 2016-2017 and 2017-2018

Budgeted Position Counts (FTE) by Department and Job Code

| Job Code | Title | Low | Type | High | 2016-2017 FTE | 2017-2018 FTE |
|--------------------------|---------------------------------------|--------------------------------|------|-------|------------------|------------------|
| DPH PUBLIC HEALTH | | | | | | |
| Program: | DMF | FORENSICS - AMBULATORY CARE | | | | |
| Subfund: | 1G AGF AAA | GF-NON-PROJECT-CONTROLLED | | | | |
| 2587 | Health Worker III | 2,183 | B | 2,654 | 3.54 | 4.00 |
| 2588 | Health Worker IV | 2,551 | B | 3,101 | 1.00 | 1.00 |
| 2593 | Health Program Coordinator III | 3,295 | B | 4,006 | 2.00 | 2.00 |
| 2736 | Porter | 1,835 | B | 2,230 | 8.00 | 8.00 |
| 2738 | Porter Assistant Supervisor | 2,019 | B | 2,454 | 1.00 | 1.00 |
| 2930 | Psychiatric Social Worker | 3,027 | B | 3,679 | 10.77 | 14.00 |
| 2932 | Senior Psychiatric Social Worker | 3,162 | B | 3,844 | 2.54 | 4.00 |
| TEMPM | Temporary - Miscellaneous | 0.00 | B | 0.00 | 1.02 | 1.00 |
| TEMPN | Temporary - Nurses | 0.00 | B | 0.00 | 8.96 | 8.96 |
| SubFund Total: | | | | | 167.61 | 175.17 |
| Program Total: | | | | | 167.61 | 175.17 |
| Program: | DMM | MENTAL HEALTH - COMMUNITY CARE | | | | |
| Subfund: | 1G AGF AAA | GF-NON-PROJECT-CONTROLLED | | | | |
| 0922 | Manager I | 3,661 | B | 4,672 | 2.00 | 2.00 |
| 0923 | Manager II | 3,931 | B | 5,018 | 7.70 | 7.70 |
| 0932 | Manager IV | 4,551 | B | 5,809 | 0.70 | 0.70 |
| 0933 | Manager V | 4,905 | B | 6,260 | 0.75 | 0.75 |
| 0941 | Manager VI | 5,269 | B | 6,725 | 3.00 | 3.00 |
| 1406 | Senior Clerk | 1,823 | B | 2,215 | 23.55 | 24.24 |
| 1630 | Account Clerk | 1,886 | B | 2,292 | 1.00 | 1.00 |
| 1632 | Senior Account Clerk | 2,183 | B | 2,654 | 4.00 | 4.00 |
| 1635 | Health Care Billing Clerk I | 2,058 | B | 2,502 | 2.00 | 2.00 |
| 1636 | Health Care Billing Clerk II | 2,314 | B | 2,813 | 13.77 | 14.00 |
| 1652 | Accountant II | 2,632 | B | 3,199 | 7.88 | 8.00 |
| 1654 | Accountant III | 3,189 | B | 3,873 | 5.22 | 5.45 |
| 1657 | Accountant IV | 3,689 | B | 4,484 | 2.34 | 3.45 |
| 1662 | Patient Accounts Assistant Supervisor | 2,490 | B | 3,027 | 2.00 | 2.00 |
| 1663 | Patient Accounts Supervisor | 2,841 | B | 3,453 | 2.00 | 2.00 |
| 1670 | Financial Systems Supervisor | 4,286 | B | 5,209 | 1.00 | 1.00 |
| 1820 | Junior Administrative Analyst | 2,161 | B | 2,627 | 1.00 | 1.00 |
| 1822 | Administrative Analyst | 2,841 | B | 3,453 | 4.00 | 4.00 |
| 1823 | Senior Administrative Analyst | 3,313 | B | 4,028 | 6.13 | 6.13 |
| 1824 | Principal Administrative Analyst | 3,836 | B | 4,662 | 3.75 | 3.75 |

Annual Salary Ordinance 2016-2017 and 2017-2018

Budgeted Position Counts (FTE) by Department and Job Code

| Job Code | Title | Low | Type | High | 2016-2017 FTE | 2017-2018 FTE |
|--------------------------|--|--------------------------------|------|--------|------------------|------------------|
| DPH PUBLIC HEALTH | | | | | | |
| Program: | DMM | MENTAL HEALTH - COMMUNITY CARE | | | | |
| Subfund: | 1G AGF AAA | GF-NON-PROJECT-CONTROLLED | | | | |
| 1825 | Principial Administrative Analyst II | 4,197 | B | 5,101 | 1.50 | 1.50 |
| 2110 | Medical Records Clerk | 2,074 | B | 2,521 | 2.00 | 2.00 |
| 2112 | Medical Records Technician | 2,326 | B | 2,827 | 1.00 | 1.00 |
| 2114 | Medical Records Technician Supervisor | 2,719 | B | 3,304 | 1.00 | 1.00 |
| 2119 | Health Care Analyst | 2,890 | B | 3,513 | 1.00 | 1.00 |
| 2232 | Senior Physician Specialist | 6,729 | B | 9,301 | 38.20 | 38.20 |
| 2233 | Supervising Physician Specialist | 7,243 | B | 10,003 | 5.99 | 5.99 |
| 2305 | Psychiatric Technician | 2,466 | B | 2,997 | 5.00 | 5.00 |
| 2306 | Senior Psychiatric Orderly | 2,564 | B | 3,117 | 1.00 | 1.00 |
| 2320 | Registered Nurse | 4,479 | B | 5,884 | 10.32 | 10.32 |
| 2322 | Nurse Manager | 5,202 | B | 7,574 | 1.75 | 1.75 |
| 2323 | Clinical Nurse Specialist | 5,036 | B | 7,857 | 1.00 | 1.00 |
| 2328 | Nurse Practitioner | 5,549 | B | 7,855 | 7.80 | 7.80 |
| 2409 | Pharmacy Technician | 2,685 | B | 3,263 | 2.00 | 2.00 |
| 2450 | Pharmacist | 4,662 | B | 5,950 | 1.75 | 1.75 |
| 2453 | Supervising Pharmacist | 5,581 | B | 6,784 | 1.00 | 1.00 |
| 2454 | Clinical Pharmacist | 5,140 | B | 6,560 | 3.85 | 3.85 |
| 2552 | Dir Of Activities, Therapy And Volunteer | 2,868 | B | 3,486 | 1.00 | 1.00 |
| 2565 | Acupuncturist | 2,514 | B | 3,056 | 1.00 | 1.00 |
| 2566 | Rehabilitation Counselor | 2,521 | B | 3,064 | 1.65 | 1.65 |
| 2574 | Clinical Psychologist | 3,503 | B | 4,258 | 16.33 | 16.56 |
| 2575 | Research Psychologist | 3,769 | B | 4,581 | 1.00 | 1.00 |
| 2587 | Health Worker III | 2,183 | B | 2,654 | 13.54 | 14.00 |
| 2588 | Health Worker IV | 2,551 | B | 3,101 | 6.50 | 6.50 |
| 2589 | Health Program Coordinator I | 2,589 | B | 3,147 | 1.00 | 1.00 |
| 2591 | Health Program Coordinator II | 2,946 | B | 3,581 | 0.27 | 0.35 |
| 2593 | Health Program Coordinator III | 3,295 | B | 4,006 | 10.00 | 10.00 |
| 2736 | Porter | 1,835 | B | 2,230 | 1.00 | 1.00 |
| 2738 | Porter Assistant Supervisor | 2,019 | B | 2,454 | 1.00 | 1.00 |
| 2903 | Hospital Eligibility Worker | 2,183 | B | 2,654 | 1.00 | 1.00 |
| 2908 | Senior Hospital Eligibility Worker | 2,502 | B | 3,041 | 1.00 | 1.00 |
| 2920 | Medical Social Worker | 3,027 | B | 3,679 | 1.00 | 1.00 |
| 2930 | Psychiatric Social Worker | 3,027 | B | 3,679 | 53.69 | 53.92 |

Annual Salary Ordinance 2016-2017 and 2017-2018

Budgeted Position Counts (FTE) by Department and Job Code

| Job Code | Title | Low | Type | High | 2016-2017 FTE | 2017-2018 FTE |
|--------------------------|---|---------------------------------|------|-------|------------------|------------------|
| DPH PUBLIC HEALTH | | | | | | |
| Program: | DMM | MENTAL HEALTH - COMMUNITY CARE | | | | |
| Subfund: | 1G AGF AAA | GF-NON-PROJECT-CONTROLLED | | | | |
| 2931 | Marriage, Family And Child Counselor | 3,027 | B | 3,679 | 14.33 | 14.33 |
| 2932 | Senior Psychiatric Social Worker | 3,162 | B | 3,844 | 19.51 | 19.97 |
| 2935 | Senior Marriage, Family & Child Counselor | 3,162 | B | 3,844 | 3.00 | 3.00 |
| 9924 | Public Service Aide - Health Services | 1,510 | B | 1,510 | 0.50 | 0.50 |
| TEMPM | Temporary - Miscellaneous | 0.00 | B | 0.00 | 0.99 | 0.96 |
| SubFund Total: | | | | | 329.26 | 333.07 |
| Subfund: | 1G AGF WOF | GENERAL FUND WORK ORDER FUND | | | | |
| 2830 | Public Health Nurse | 4,479 | B | 5,884 | 0.40 | 0.40 |
| 2931 | Marriage, Family And Child Counselor | 3,027 | B | 3,679 | 1.00 | 1.00 |
| 2932 | Senior Psychiatric Social Worker | 3,162 | B | 3,844 | 2.00 | 2.00 |
| TEMPM | Temporary - Miscellaneous | 0.00 | B | 0.00 | 1.14 | 1.08 |
| SubFund Total: | | | | | 4.54 | 4.48 |
| Subfund: | 2S CHS GNC | GRANTS; NON-PROJECT; CONTINUING | | | | |
| 1406 | Senior Clerk | 1,823 | B | 2,215 | 2.00 | 2.00 |
| 1657 | Accountant IV | 3,689 | B | 4,484 | 0.50 | 0.50 |
| 1822 | Administrative Analyst | 2,841 | B | 3,453 | 2.00 | 2.00 |
| 2230 | Physician Specialist | 6,103 | B | 8,641 | 0.20 | 0.20 |
| 2232 | Senior Physician Specialist | 6,729 | B | 9,301 | 0.80 | 0.80 |
| 2320 | Registered Nurse | 4,479 | B | 5,884 | 1.25 | 1.25 |
| 2328 | Nurse Practitioner | 5,549 | B | 7,855 | 0.20 | 0.20 |
| 2430 | Medical Evaluations Assistant | 2,038 | B | 2,478 | 1.00 | 1.00 |
| 2586 | Health Worker II | 1,994 | B | 2,424 | 1.00 | 1.00 |
| 2587 | Health Worker III | 2,183 | B | 2,654 | 1.00 | 1.00 |
| 2593 | Health Program Coordinator III | 3,295 | B | 4,006 | 0.59 | 0.59 |
| 2803 | Epidemiologist II | 3,346 | B | 4,067 | 1.15 | 1.15 |
| 2822 | Health Educator | 3,047 | B | 3,703 | 1.00 | 1.00 |
| 2910 | Social Worker | 2,247 | B | 2,732 | 2.00 | 2.00 |
| 2930 | Psychiatric Social Worker | 3,027 | B | 3,679 | 1.93 | 1.93 |
| 2931 | Marriage, Family And Child Counselor | 3,027 | B | 3,679 | 3.10 | 3.10 |
| 2932 | Senior Psychiatric Social Worker | 3,162 | B | 3,844 | 0.75 | 0.75 |
| TEMPM | Temporary - Miscellaneous | 0.00 | B | 0.00 | 0.10 | 0.09 |
| SubFund Total: | | | | | 20.57 | 20.56 |

Annual Salary Ordinance 2016-2017 and 2017-2018

Budgeted Position Counts (FTE) by Department and Job Code

| Job Code | Title | Low | Type | High | 2016-2017 FTE | 2017-2018 FTE |
|--------------------------|--------------------------------|--------------------------------|------|-------|------------------|------------------|
| DPH PUBLIC HEALTH | | | | | | |
| Program: | DMM | MENTAL HEALTH - COMMUNITY CARE | | | | |
| Subfund: | 2S CHS PHF | PUBLIC HEALTH-SPEC REV FD | | | | |
| 0922 | Manager I | 3,661 | B | 4,672 | 3.00 | 3.00 |
| 0923 | Manager II | 3,931 | B | 5,018 | 2.00 | 2.00 |
| 1043 | IS Engineer-Senior | 4,177 | B | 5,252 | 1.00 | 1.00 |
| 1051 | IS Business Analyst-Assistant | 2,626 | B | 3,303 | 0.77 | 1.00 |
| 1052 | IS Business Analyst | 3,041 | B | 3,825 | 1.00 | 1.00 |
| 1053 | IS Business Analyst-Senior | 3,520 | B | 4,428 | 1.00 | 1.00 |
| 1406 | Senior Clerk | 1,823 | B | 2,215 | 3.00 | 3.00 |
| 1636 | Health Care Billing Clerk II | 2,314 | B | 2,813 | 1.00 | 1.00 |
| 1654 | Accountant III | 3,189 | B | 3,873 | 1.00 | 1.00 |
| 1820 | Junior Administrative Analyst | 2,161 | B | 2,627 | 1.00 | 1.00 |
| 1823 | Senior Administrative Analyst | 3,313 | B | 4,028 | 3.00 | 3.00 |
| 2119 | Health Care Analyst | 2,890 | B | 3,513 | 1.00 | 1.00 |
| 2230 | Physician Specialist | 6,103 | B | 8,641 | 0.38 | 1.00 |
| 2232 | Senior Physician Specialist | 6,729 | B | 9,301 | 3.45 | 3.45 |
| 2320 | Registered Nurse | 4,479 | B | 5,884 | 2.00 | 2.00 |
| 2322 | Nurse Manager | 5,202 | B | 7,574 | 1.00 | 1.00 |
| 2328 | Nurse Practitioner | 5,549 | B | 7,855 | 4.00 | 4.00 |
| 2409 | Pharmacy Technician | 2,685 | B | 3,263 | 1.00 | 1.00 |
| 2454 | Clinical Pharmacist | 5,140 | B | 6,560 | 2.00 | 2.00 |
| 2566 | Rehabilitation Counselor | 2,521 | B | 3,064 | 2.00 | 2.00 |
| 2574 | Clinical Psychologist | 3,503 | B | 4,258 | 1.96 | 2.58 |
| 2585 | Health Worker I | 1,782 | B | 2,166 | 8.42 | 8.42 |
| 2586 | Health Worker II | 1,994 | B | 2,424 | 8.77 | 9.00 |
| 2587 | Health Worker III | 2,183 | B | 2,654 | 7.50 | 7.50 |
| 2588 | Health Worker IV | 2,551 | B | 3,101 | 2.77 | 3.00 |
| 2591 | Health Program Coordinator II | 2,946 | B | 3,581 | 2.33 | 2.44 |
| 2593 | Health Program Coordinator III | 3,295 | B | 4,006 | 10.18 | 10.41 |
| 2802 | Epidemiologist I | 2,621 | B | 3,187 | 1.00 | 1.00 |
| 2803 | Epidemiologist II | 3,346 | B | 4,067 | 4.77 | 5.00 |
| 2819 | Assistant Health Educator | 2,632 | B | 3,199 | 2.73 | 2.80 |
| 2830 | Public Health Nurse | 4,479 | B | 5,884 | 1.00 | 1.00 |
| 2903 | Hospital Eligibility Worker | 2,183 | B | 2,654 | 2.00 | 2.00 |
| 2930 | Psychiatric Social Worker | 3,027 | B | 3,679 | 14.32 | 15.01 |

Annual Salary Ordinance 2016-2017 and 2017-2018

Budgeted Position Counts (FTE) by Department and Job Code

| Job Code | Title | Low | Type | High | 2016-2017 FTE | 2017-2018 FTE |
|--------------------------|---|----------------------------------|------|-------|------------------|------------------|
| DPH PUBLIC HEALTH | | | | | | |
| Program: | DMM | MENTAL HEALTH - COMMUNITY CARE | | | | |
| Subfund: | 2S CHS PHF | PUBLIC HEALTH-SPEC REV FD | | | | |
| 2931 | Marriage, Family And Child Counselor | 3,027 | B | 3,679 | 5.00 | 5.00 |
| 2932 | Senior Psychiatric Social Worker | 3,162 | B | 3,844 | 3.54 | 4.00 |
| 2935 | Senior Marriage, Family & Child Counselor | 3,162 | B | 3,844 | 3.00 | 3.00 |
| 9924 | Public Service Aide - Health Services | 1,510 | B | 1,510 | 5.44 | 5.44 |
| TEMPM | Temporary - Miscellaneous | 0.00 | B | 0.00 | 1.12 | 1.10 |
| SubFund Total: | | | | | 120.45 | 124.15 |
| Program Total: | | | | | 474.82 | 482.26 |
| Program: | DMS | SUBSTANCE ABUSE - COMMUNITY CARE | | | | |
| Subfund: | 1G AGF AAA | GF-NON-PROJECT-CONTROLLED | | | | |
| 0922 | Manager I | 3,661 | B | 4,672 | 1.54 | 2.00 |
| 0923 | Manager II | 3,931 | B | 5,018 | 1.23 | 1.23 |
| 0931 | Manager III | 4,238 | B | 5,408 | 1.00 | 1.00 |
| 0932 | Manager IV | 4,551 | B | 5,809 | 1.77 | 2.00 |
| 0933 | Manager V | 4,905 | B | 6,260 | 0.25 | 0.25 |
| 1053 | IS Business Analyst-Senior | 3,520 | B | 4,428 | 0.77 | 1.00 |
| 1232 | Training Officer | 2,989 | B | 3,633 | 0.77 | 1.00 |
| 1406 | Senior Clerk | 1,823 | B | 2,215 | 1.77 | 2.00 |
| 1632 | Senior Account Clerk | 2,183 | B | 2,654 | 1.00 | 1.00 |
| 1636 | Health Care Billing Clerk II | 2,314 | B | 2,813 | 1.77 | 2.00 |
| 1652 | Accountant II | 2,632 | B | 3,199 | 2.00 | 2.00 |
| 1654 | Accountant III | 3,189 | B | 3,873 | 1.90 | 2.13 |
| 1657 | Accountant IV | 3,689 | B | 4,484 | 3.00 | 3.00 |
| 1662 | Patient Accounts Assistant Supervisor | 2,490 | B | 3,027 | 0.12 | 1.00 |
| 1664 | Patient Accounts Manager | 3,256 | B | 3,957 | 1.00 | 1.00 |
| 1820 | Junior Administrative Analyst | 2,161 | B | 2,627 | 0.77 | 1.00 |
| 1822 | Administrative Analyst | 2,841 | B | 3,453 | 1.77 | 2.00 |
| 1823 | Senior Administrative Analyst | 3,313 | B | 4,028 | 7.37 | 7.37 |
| 1824 | Principal Administrative Analyst | 3,836 | B | 4,662 | 2.00 | 2.00 |
| 1825 | Principial Administrative Analyst II | 4,197 | B | 5,101 | 0.50 | 0.50 |
| 2232 | Senior Physician Specialist | 6,729 | B | 9,301 | 0.77 | 1.00 |
| 2328 | Nurse Practitioner | 5,549 | B | 7,855 | 0.77 | 1.00 |
| 2409 | Pharmacy Technician | 2,685 | B | 3,263 | 0.50 | 0.50 |

Annual Salary Ordinance 2016-2017 and 2017-2018

Budgeted Position Counts (FTE) by Department and Job Code

| Job Code | Title | Low | Type | High | 2016-2017 FTE | 2017-2018 FTE |
|--------------------------|--------------------------------------|----------------------------------|------|-------|------------------|------------------|
| DPH PUBLIC HEALTH | | | | | | |
| Program: | DMS | SUBSTANCE ABUSE - COMMUNITY CARE | | | | |
| Subfund: | 1G AGF AAA | GF-NON-PROJECT-CONTROLLED | | | | |
| 2454 | Clinical Pharmacist | 5,140 | B | 6,560 | 0.50 | 0.50 |
| 2586 | Health Worker II | 1,994 | B | 2,424 | 11.77 | 15.00 |
| 2587 | Health Worker III | 2,183 | B | 2,654 | 12.32 | 13.70 |
| 2588 | Health Worker IV | 2,551 | B | 3,101 | 2.00 | 2.00 |
| 2591 | Health Program Coordinator II | 2,946 | B | 3,581 | 4.54 | 5.00 |
| 2593 | Health Program Coordinator III | 3,295 | B | 4,006 | 6.77 | 7.00 |
| 2802 | Epidemiologist I | 2,621 | B | 3,187 | 0.77 | 1.00 |
| 2822 | Health Educator | 3,047 | B | 3,703 | 1.00 | 1.00 |
| 2930 | Psychiatric Social Worker | 3,027 | B | 3,679 | 1.77 | 2.00 |
| 2931 | Marriage, Family And Child Counselor | 3,027 | B | 3,679 | 2.00 | 2.00 |
| 2932 | Senior Psychiatric Social Worker | 3,162 | B | 3,844 | 4.08 | 5.00 |
| TEMPM | Temporary - Miscellaneous | 0.00 | B | 0.00 | 0.22 | 0.21 |
| TEMPN | Temporary - Nurses | 0.00 | B | 0.00 | 0.08 | 0.08 |
| SubFund Total: | | | | | 82.16 | 92.47 |
| Subfund: | 1G AGF WOF | GENERAL FUND WORK ORDER FUND | | | | |
| 2232 | Senior Physician Specialist | 6,729 | B | 9,301 | 0.20 | 0.20 |
| 2320 | Registered Nurse | 4,479 | B | 5,884 | 1.00 | 1.00 |
| 2328 | Nurse Practitioner | 5,549 | B | 7,855 | 2.00 | 2.00 |
| 2586 | Health Worker II | 1,994 | B | 2,424 | 2.00 | 2.00 |
| 2803 | Epidemiologist II | 3,346 | B | 4,067 | 0.23 | 0.23 |
| 2930 | Psychiatric Social Worker | 3,027 | B | 3,679 | 3.00 | 3.00 |
| 2931 | Marriage, Family And Child Counselor | 3,027 | B | 3,679 | 0.40 | 0.40 |
| 2932 | Senior Psychiatric Social Worker | 3,162 | B | 3,844 | 1.00 | 1.00 |
| TEMPM | Temporary - Miscellaneous | 0.00 | B | 0.00 | 0.93 | 0.87 |
| TEMPN | Temporary - Nurses | 0.00 | B | 0.00 | 0.45 | 0.45 |
| SubFund Total: | | | | | 11.21 | 11.15 |
| Subfund: | 2S CHS GNC | GRANTS; NON-PROJECT; CONTINUING | | | | |
| 2819 | Assistant Health Educator | 2,632 | B | 3,199 | 0.15 | 0.15 |
| 2830 | Public Health Nurse | 4,479 | B | 5,884 | 0.25 | 0.25 |
| 2931 | Marriage, Family And Child Counselor | 3,027 | B | 3,679 | 0.50 | 0.50 |
| SubFund Total: | | | | | 0.90 | 0.90 |
| Subfund: | 2S CHS PHF | PUBLIC HEALTH-SPEC REV FD | | | | |
| TEMPM | Temporary - Miscellaneous | 0.00 | B | 0.00 | 1.08 | 1.06 |

Annual Salary Ordinance 2016-2017 and 2017-2018

Budgeted Position Counts (FTE) by Department and Job Code

| Job Code | Title | Low | Type | High | 2016-2017 FTE | 2017-2018 FTE |
|--------------------------|----------------------------------|----------------------------------|------|-------|------------------|------------------|
| DPH PUBLIC HEALTH | | | | | | |
| Program: | DMS | SUBSTANCE ABUSE - COMMUNITY CARE | | | | |
| Subfund: | 2S CHS PHF | PUBLIC HEALTH-SPEC REV FD | | | | |
| SubFund Total: | | | | | 1.08 | 1.06 |
| Program Total: | | | | | 95.35 | 105.58 |
| Program: | DPA | HIV HEALTH SERVICES | | | | |
| Subfund: | 1G AGF AAA | GF-NON-PROJECT-CONTROLLED | | | | |
| 0932 | Manager IV | 4,551 | B | 5,809 | 0.10 | 0.10 |
| 1652 | Accountant II | 2,632 | B | 3,199 | 0.50 | 0.50 |
| 1654 | Accountant III | 3,189 | B | 3,873 | 0.50 | 0.50 |
| 1822 | Administrative Analyst | 2,841 | B | 3,453 | 2.50 | 2.50 |
| 1823 | Senior Administrative Analyst | 3,313 | B | 4,028 | 1.70 | 1.70 |
| 1824 | Principal Administrative Analyst | 3,836 | B | 4,662 | 1.00 | 1.00 |
| 2119 | Health Care Analyst | 2,890 | B | 3,513 | 1.00 | 1.00 |
| 2587 | Health Worker III | 2,183 | B | 2,654 | 2.00 | 2.00 |
| 2593 | Health Program Coordinator III | 3,295 | B | 4,006 | 3.60 | 3.60 |
| TEMPM | Temporary - Miscellaneous | 0.00 | B | 0.00 | 0.01 | 0.01 |
| SubFund Total: | | | | | 12.91 | 12.91 |
| Subfund: | 2S CHS GNC | GRANTS; NON-PROJECT; CONTINUING | | | | |
| 0923 | Manager II | 3,931 | B | 5,018 | 0.90 | 0.90 |
| 0932 | Manager IV | 4,551 | B | 5,809 | 0.50 | 0.50 |
| 1632 | Senior Account Clerk | 2,183 | B | 2,654 | 1.00 | 1.00 |
| 1652 | Accountant II | 2,632 | B | 3,199 | 1.50 | 1.50 |
| 1822 | Administrative Analyst | 2,841 | B | 3,453 | 0.20 | 0.20 |
| 1823 | Senior Administrative Analyst | 3,313 | B | 4,028 | 0.50 | 0.50 |
| 1824 | Principal Administrative Analyst | 3,836 | B | 4,662 | 0.30 | 0.30 |
| 2587 | Health Worker III | 2,183 | B | 2,654 | 0.10 | 0.10 |
| 2591 | Health Program Coordinator II | 2,946 | B | 3,581 | 1.00 | 1.00 |
| 2593 | Health Program Coordinator III | 3,295 | B | 4,006 | 2.35 | 2.35 |
| 2803 | Epidemiologist II | 3,346 | B | 4,067 | 0.22 | 0.22 |
| 2920 | Medical Social Worker | 3,027 | B | 3,679 | 0.90 | 0.90 |
| TEMPM | Temporary - Miscellaneous | 0.00 | B | 0.00 | 3.53 | 3.46 |
| SubFund Total: | | | | | 13.00 | 12.93 |
| Program Total: | | | | | 25.91 | 25.84 |
| Program: | DPB | ENVIRONMENTAL HEALTH SERVICES | | | | |
| Subfund: | 1G AGF AAA | GF-NON-PROJECT-CONTROLLED | | | | |

Annual Salary Ordinance 2016-2017 and 2017-2018

Budgeted Position Counts (FTE) by Department and Job Code

| Job Code | Title | Low | Type | High | 2016-2017 FTE | 2017-2018 FTE |
|--------------------------|--|-------|------|-------|------------------|------------------|
| DPH PUBLIC HEALTH | | | | | | |
| Program: | DPB ENVIRONMENTAL HEALTH SERVICES | | | | | |
| Subfund: | 1G AGF AAA GF-NON-PROJECT-CONTROLLED | | | | | |
| 0922 | Manager I | 3,661 | B | 4,672 | 2.50 | 2.50 |
| 0932 | Manager IV | 4,551 | B | 5,809 | 1.00 | 1.00 |
| 0941 | Manager VI | 5,269 | B | 6,725 | 1.00 | 1.00 |
| 1052 | IS Business Analyst | 3,041 | B | 3,825 | 1.00 | 1.00 |
| 1406 | Senior Clerk | 1,823 | B | 2,215 | 7.00 | 7.00 |
| 1408 | Principal Clerk | 2,407 | B | 2,926 | 1.00 | 1.00 |
| 1630 | Account Clerk | 1,886 | B | 2,292 | 2.00 | 2.00 |
| 1820 | Junior Administrative Analyst | 2,161 | B | 2,627 | 1.00 | 1.00 |
| 1822 | Administrative Analyst | 2,841 | B | 3,453 | 0.50 | 0.50 |
| 1823 | Senior Administrative Analyst | 3,313 | B | 4,028 | 1.00 | 1.00 |
| 2589 | Health Program Coordinator I | 2,589 | B | 3,147 | 1.00 | 1.00 |
| 2593 | Health Program Coordinator III | 3,295 | B | 4,006 | 0.77 | 1.00 |
| 2803 | Epidemiologist II | 3,346 | B | 4,067 | 2.00 | 2.00 |
| 2818 | Health Program Planner | 2,969 | B | 3,608 | 1.50 | 1.50 |
| 2819 | Assistant Health Educator | 2,632 | B | 3,199 | 1.00 | 1.00 |
| 2930 | Psychiatric Social Worker | 3,027 | B | 3,679 | 1.00 | 1.00 |
| 3450 | Agricultural Inspector | 2,188 | B | 2,660 | 2.00 | 2.00 |
| 5174 | Administrative Engineer | 4,725 | B | 5,742 | 1.00 | 1.00 |
| 6108 | Environmental Health Technician I | 2,360 | B | 2,868 | 13.76 | 14.00 |
| 6110 | Environmental Health Technician II | 2,666 | B | 3,241 | 1.00 | 1.00 |
| 6120 | Environmental Health Inspector | 3,503 | B | 4,258 | 27.31 | 28.00 |
| 6122 | Senior Environmental Health Inspector | 3,752 | B | 4,561 | 33.26 | 33.95 |
| 6124 | Principal Environmental Health Inspector | 4,036 | B | 4,905 | 6.77 | 7.00 |
| 6138 | Industrial Hygienist | 3,851 | B | 4,681 | 4.77 | 5.00 |
| 6139 | Senior Industrial Hygienist | 4,246 | B | 5,161 | 2.00 | 2.00 |
| 6220 | Inspector Of Weights And Measures | 2,188 | B | 2,660 | 7.00 | 7.00 |
| 6222 | Deputy Sealer of Weights and Measures | 2,896 | B | 3,520 | 1.00 | 1.00 |
| TEMPM | Temporary - Miscellaneous | 0.00 | B | 0.00 | 5.20 | 5.98 |
| SubFund Total: | | | | | 130.34 | 133.43 |
| Subfund: | 1G AGF WOF GENERAL FUND WORK ORDER FUND | | | | | |
| 0922 | Manager I | 3,661 | B | 4,672 | 0.50 | 0.50 |
| 1822 | Administrative Analyst | 2,841 | B | 3,453 | 0.50 | 0.50 |

Annual Salary Ordinance 2016-2017 and 2017-2018

Budgeted Position Counts (FTE) by Department and Job Code

| Job Code | Title | Low | Type | High | 2016-2017 FTE | 2017-2018 FTE |
|--------------------------|--|-------|------|-------|---------------|---------------|
| DPH PUBLIC HEALTH | | | | | | |
| Program: | DPB ENVIRONMENTAL HEALTH SERVICES | | | | | |
| Subfund: | 1G AGF WOF GENERAL FUND WORK ORDER FUND | | | | | |
| 1823 | Senior Administrative Analyst | 3,313 | B | 4,028 | 0.25 | 0.25 |
| 2802 | Epidemiologist I | 2,621 | B | 3,187 | 2.00 | 2.00 |
| 6122 | Senior Environmental Health Inspector | 3,752 | B | 4,561 | 4.00 | 4.00 |
| TEMPM | Temporary - Miscellaneous | 0.00 | B | 0.00 | 0.26 | 0.24 |
| | | | | | 7.51 | 7.49 |
| | | | | | | |
| Subfund: | 2S CHS GNC GRANTS; NON-PROJECT; CONTINUING | | | | | |
| 1404 | Clerk | 1,756 | B | 2,135 | 0.50 | 0.50 |
| 1406 | Senior Clerk | 1,823 | B | 2,215 | 0.50 | 0.50 |
| 1822 | Administrative Analyst | 2,841 | B | 3,453 | 1.00 | 1.00 |
| 2593 | Health Program Coordinator III | 3,295 | B | 4,006 | 1.00 | 1.00 |
| 2819 | Assistant Health Educator | 2,632 | B | 3,199 | 1.00 | 1.00 |
| 2830 | Public Health Nurse | 4,479 | B | 5,884 | 0.50 | 0.50 |
| 6108 | Environmental Health Technician I | 2,360 | B | 2,868 | 1.00 | 1.00 |
| 6120 | Environmental Health Inspector | 3,503 | B | 4,258 | 0.50 | 0.50 |
| 6122 | Senior Environmental Health Inspector | 3,752 | B | 4,561 | 2.00 | 2.00 |
| 6124 | Principal Environmental Health Inspector | 4,036 | B | 4,905 | 0.25 | 0.25 |
| TEMPM | Temporary - Miscellaneous | 0.00 | B | 0.00 | 0.58 | 0.57 |
| | | | | | 8.83 | 8.82 |
| | | | | | | |
| Subfund: | 2S CHS PHF PUBLIC HEALTH-SPEC REV FD | | | | | |
| 1406 | Senior Clerk | 1,823 | B | 2,215 | 2.00 | 2.00 |
| 1630 | Account Clerk | 1,886 | B | 2,292 | 1.00 | 1.00 |
| 6108 | Environmental Health Technician I | 2,360 | B | 2,868 | 3.00 | 3.00 |
| 6122 | Senior Environmental Health Inspector | 3,752 | B | 4,561 | 2.00 | 2.00 |
| | | | | | 8.00 | 8.00 |
| | | | | | | |
| | | | | | 154.68 | 157.74 |
| | | | | | | |
| Program: | DPC COMM HLTH - PREVENTION - AIDS | | | | | |
| Subfund: | 1G AGF AAA GF-NON-PROJECT-CONTROLLED | | | | | |
| 0922 | Manager I | 3,661 | B | 4,672 | 0.66 | 0.66 |
| 0923 | Manager II | 3,931 | B | 5,018 | 0.50 | 0.50 |
| 1052 | IS Business Analyst | 3,041 | B | 3,825 | 1.00 | 1.00 |
| 1842 | Management Assistant | 2,614 | B | 3,178 | 0.50 | 0.50 |
| 2416 | Laboratory Technician II | 2,145 | B | 2,607 | 0.06 | 0.06 |

Annual Salary Ordinance 2016-2017 and 2017-2018

Budgeted Position Counts (FTE) by Department and Job Code

| Job Code | Title | Low | Type | High | 2016-2017 FTE | 2017-2018 FTE |
|--------------------------|--|---------------------------------|------|--------|------------------|------------------|
| DPH PUBLIC HEALTH | | | | | | |
| Program: | DPC | COMM HLTH - PREVENTION - AIDS | | | | |
| Subfund: | 1G AGF AAA | GF-NON-PROJECT-CONTROLLED | | | | |
| 2586 | Health Worker II | 1,994 | B | 2,424 | 2.77 | 3.00 |
| 2587 | Health Worker III | 2,183 | B | 2,654 | 2.30 | 2.30 |
| 2589 | Health Program Coordinator I | 2,589 | B | 3,147 | 0.85 | 0.85 |
| 2591 | Health Program Coordinator II | 2,946 | B | 3,581 | 0.95 | 0.95 |
| 2593 | Health Program Coordinator III | 3,295 | B | 4,006 | 1.90 | 1.90 |
| 2802 | Epidemiologist I | 2,621 | B | 3,187 | 0.39 | 0.39 |
| 2803 | Epidemiologist II | 3,346 | B | 4,067 | 1.55 | 1.55 |
| 2806 | Disease Control Investigator | 2,383 | B | 2,896 | 1.25 | 1.25 |
| 2819 | Assistant Health Educator | 2,632 | B | 3,199 | 1.00 | 1.00 |
| 2822 | Health Educator | 3,047 | B | 3,703 | 0.55 | 0.55 |
| 9924 | Public Service Aide - Health Services | 1,510 | B | 1,510 | 2.00 | 2.00 |
| TEMPM | Temporary - Miscellaneous | 0.00 | B | 0.00 | 0.01 | 0.01 |
| SubFund Total: | | | | | 18.24 | 18.47 |
| Subfund: | 2S CHS GNC | GRANTS; NON-PROJECT; CONTINUING | | | | |
| 0922 | Manager I | 3,661 | B | 4,672 | 2.10 | 2.10 |
| 0923 | Manager II | 3,931 | B | 5,018 | 2.40 | 2.40 |
| 0943 | Manager VIII | 6,387 | B | 8,152 | 1.00 | 1.00 |
| 1052 | IS Business Analyst | 3,041 | B | 3,825 | 0.50 | 0.50 |
| 1091 | IT Operations Support Administrator I | 1,994 | B | 2,424 | 0.25 | 0.25 |
| 1092 | IT Operations Support Administrator II | 2,342 | B | 2,847 | 2.00 | 2.00 |
| 1095 | IT Operations Support Administrator V | 3,724 | B | 4,527 | 0.40 | 0.40 |
| 1652 | Accountant II | 2,632 | B | 3,199 | 0.50 | 0.50 |
| 1657 | Accountant IV | 3,689 | B | 4,484 | 0.25 | 0.25 |
| 1822 | Administrative Analyst | 2,841 | B | 3,453 | 1.50 | 1.50 |
| 1823 | Senior Administrative Analyst | 3,313 | B | 4,028 | 0.75 | 0.75 |
| 1824 | Principal Administrative Analyst | 3,836 | B | 4,662 | 0.45 | 0.45 |
| 1840 | Junior Management Assistant | 2,303 | B | 2,800 | 1.00 | 1.00 |
| 1842 | Management Assistant | 2,614 | B | 3,178 | 0.50 | 0.50 |
| 2230 | Physician Specialist | 6,103 | B | 8,641 | 0.75 | 0.75 |
| 2232 | Senior Physician Specialist | 6,729 | B | 9,301 | 4.53 | 4.53 |
| 2233 | Supervising Physician Specialist | 7,243 | B | 10,003 | 1.10 | 1.10 |
| 2416 | Laboratory Technician II | 2,145 | B | 2,607 | 1.50 | 1.50 |
| 2462 | Microbiologist | 3,056 | B | 3,714 | 0.25 | 0.25 |

Annual Salary Ordinance 2016-2017 and 2017-2018

Budgeted Position Counts (FTE) by Department and Job Code

| Job Code | Title | Low | Type | High | 2016-2017 FTE | 2017-2018 FTE |
|--------------------------|---------------------------------------|--|------|--------|------------------|------------------|
| DPH PUBLIC HEALTH | | | | | | |
| Program: | DPC | COMM HLTH - PREVENTION - AIDS | | | | |
| Subfund: | 2S CHS GNC | GRANTS; NON-PROJECT; CONTINUING | | | | |
| 2464 | Senior Microbiologist | 3,486 | B | 4,238 | 1.00 | 1.00 |
| 2585 | Health Worker I | 1,782 | B | 2,166 | 3.77 | 4.00 |
| 2586 | Health Worker II | 1,994 | B | 2,424 | 3.00 | 3.00 |
| 2587 | Health Worker III | 2,183 | B | 2,654 | 7.75 | 7.75 |
| 2589 | Health Program Coordinator I | 2,589 | B | 3,147 | 4.50 | 4.50 |
| 2591 | Health Program Coordinator II | 2,946 | B | 3,581 | 4.05 | 4.05 |
| 2593 | Health Program Coordinator III | 3,295 | B | 4,006 | 5.60 | 5.60 |
| 2802 | Epidemiologist I | 2,621 | B | 3,187 | 3.40 | 3.40 |
| 2803 | Epidemiologist II | 3,346 | B | 4,067 | 7.47 | 7.70 |
| 2806 | Disease Control Investigator | 2,383 | B | 2,896 | 1.75 | 1.75 |
| 2822 | Health Educator | 3,047 | B | 3,703 | 1.45 | 1.45 |
| 2825 | Senior Health Educator | 3,282 | B | 3,989 | 0.75 | 0.75 |
| 2930 | Psychiatric Social Worker | 3,027 | B | 3,679 | 0.10 | 0.10 |
| TEMPM | Temporary - Miscellaneous | 0.00 | B | 0.00 | 8.57 | 8.38 |
| SubFund Total: | | | | | 74.89 | 75.16 |
| Program Total: | | | | | 93.13 | 93.63 |
| Program: | DPD | COMM HLTH - PREVENTION - DISEASE CONTROL | | | | |
| Subfund: | 1G AGF AAA | GF-NON-PROJECT-CONTROLLED | | | | |
| 0922 | Manager I | 3,661 | B | 4,672 | 2.00 | 2.00 |
| 0932 | Manager IV | 4,551 | B | 5,809 | 1.00 | 1.00 |
| 1091 | IT Operations Support Administrator I | 1,994 | B | 2,424 | 0.02 | 0.02 |
| 1406 | Senior Clerk | 1,823 | B | 2,215 | 3.00 | 3.00 |
| 1408 | Principal Clerk | 2,407 | B | 2,926 | 1.00 | 1.00 |
| 1635 | Health Care Billing Clerk I | 2,058 | B | 2,502 | 2.88 | 2.88 |
| 1820 | Junior Administrative Analyst | 2,161 | B | 2,627 | 2.00 | 2.00 |
| 1823 | Senior Administrative Analyst | 3,313 | B | 4,028 | 1.00 | 1.00 |
| 1842 | Management Assistant | 2,614 | B | 3,178 | 1.00 | 1.00 |
| 1950 | Assistant Purchaser | 2,230 | B | 2,711 | 1.00 | 1.00 |
| 2230 | Physician Specialist | 6,103 | B | 8,641 | 2.64 | 2.64 |
| 2232 | Senior Physician Specialist | 6,729 | B | 9,301 | 2.75 | 2.75 |
| 2233 | Supervising Physician Specialist | 7,243 | B | 10,003 | 3.00 | 3.00 |
| 2312 | Licensed Vocational Nurse | 2,454 | B | 2,983 | 3.00 | 3.00 |
| 2320 | Registered Nurse | 4,479 | B | 5,884 | 8.02 | 8.02 |

Annual Salary Ordinance 2016-2017 and 2017-2018

Budgeted Position Counts (FTE) by Department and Job Code

| Job Code | Title | Low | Type | High | 2016-2017 FTE | 2017-2018 FTE |
|--------------------------|---|--|------|-------|------------------|------------------|
| DPH PUBLIC HEALTH | | | | | | |
| Program: | DPD | COMM HLTH - PREVENTION - DISEASE CONTROL | | | | |
| Subfund: | 1G AGF AAA | GF-NON-PROJECT-CONTROLLED | | | | |
| 2322 | Nurse Manager | 5,202 | B | 7,574 | 1.76 | 2.00 |
| 2328 | Nurse Practitioner | 5,549 | B | 7,855 | 6.37 | 6.37 |
| 2402 | Laboratory Technician I | 1,899 | B | 2,309 | 1.00 | 1.00 |
| 2416 | Laboratory Technician II | 2,145 | B | 2,607 | 7.26 | 7.26 |
| 2462 | Microbiologist | 3,056 | B | 3,714 | 5.30 | 5.30 |
| 2464 | Senior Microbiologist | 3,486 | B | 4,238 | 3.00 | 3.00 |
| 2585 | Health Worker I | 1,782 | B | 2,166 | 5.00 | 5.00 |
| 2586 | Health Worker II | 1,994 | B | 2,424 | 9.90 | 9.90 |
| 2587 | Health Worker III | 2,183 | B | 2,654 | 8.47 | 8.47 |
| 2589 | Health Program Coordinator I | 2,589 | B | 3,147 | 1.80 | 1.80 |
| 2591 | Health Program Coordinator II | 2,946 | B | 3,581 | 4.52 | 4.75 |
| 2593 | Health Program Coordinator III | 3,295 | B | 4,006 | 1.00 | 1.00 |
| 2736 | Porter | 1,835 | B | 2,230 | 1.00 | 1.00 |
| 2802 | Epidemiologist I | 2,621 | B | 3,187 | 1.00 | 1.00 |
| 2803 | Epidemiologist II | 3,346 | B | 4,067 | 2.90 | 2.90 |
| 2806 | Disease Control Investigator | 2,383 | B | 2,896 | 7.23 | 7.23 |
| 2822 | Health Educator | 3,047 | B | 3,703 | 1.00 | 1.00 |
| 2830 | Public Health Nurse | 4,479 | B | 5,884 | 1.00 | 1.00 |
| 2908 | Senior Hospital Eligibility Worker | 2,502 | B | 3,041 | 0.69 | 0.69 |
| 8106 | Legal Process Clerk | 1,909 | B | 2,319 | 3.00 | 3.00 |
| 9924 | Public Service Aide - Health Services | 1,510 | B | 1,510 | 0.20 | 0.20 |
| TEMPM | Temporary - Miscellaneous | 0.00 | B | 0.00 | 2.03 | 1.98 |
| TEMPN | Temporary - Nurses | 0.00 | B | 0.00 | 1.07 | 1.07 |
| SubFund Total: | | | | | 110.81 | 111.23 |
| Subfund: | 2S CHS GNC | GRANTS; NON-PROJECT; CONTINUING | | | | |
| 1091 | IT Operations Support Administrator I | 1,994 | B | 2,424 | 0.25 | 0.25 |
| 1092 | IT Operations Support Administrator II | 2,342 | B | 2,847 | 1.00 | 1.00 |
| 1093 | IT Operations Support Administrator III | 2,847 | B | 3,460 | 1.00 | 1.00 |
| 1406 | Senior Clerk | 1,823 | B | 2,215 | 2.00 | 2.00 |
| 1635 | Health Care Billing Clerk I | 2,058 | B | 2,502 | 1.12 | 1.12 |
| 1820 | Junior Administrative Analyst | 2,161 | B | 2,627 | 1.00 | 1.00 |
| 1823 | Senior Administrative Analyst | 3,313 | B | 4,028 | 0.30 | 0.30 |
| 1840 | Junior Management Assistant | 2,303 | B | 2,800 | 1.00 | 1.00 |

Annual Salary Ordinance 2016-2017 and 2017-2018

Budgeted Position Counts (FTE) by Department and Job Code

| Job Code | Title | Low | Type | High | 2016-2017 FTE | 2017-2018 FTE |
|--------------------------|---|--|------|-------|------------------|------------------|
| DPH PUBLIC HEALTH | | | | | | |
| Program: | DPD | COMM HLTH - PREVENTION - DISEASE CONTROL | | | | |
| Subfund: | 2S CHS GNC | GRANTS; NON-PROJECT; CONTINUING | | | | |
| 2230 | Physician Specialist | 6,103 | B | 8,641 | 2.05 | 2.05 |
| 2232 | Senior Physician Specialist | 6,729 | B | 9,301 | 0.25 | 0.25 |
| 2320 | Registered Nurse | 4,479 | B | 5,884 | 1.50 | 1.50 |
| 2328 | Nurse Practitioner | 5,549 | B | 7,855 | 1.00 | 1.00 |
| 2416 | Laboratory Technician II | 2,145 | B | 2,607 | 1.00 | 1.00 |
| 2462 | Microbiologist | 3,056 | B | 3,714 | 0.70 | 0.70 |
| 2586 | Health Worker II | 1,994 | B | 2,424 | 4.50 | 4.50 |
| 2587 | Health Worker III | 2,183 | B | 2,654 | 9.00 | 9.00 |
| 2588 | Health Worker IV | 2,551 | B | 3,101 | 2.00 | 2.00 |
| 2589 | Health Program Coordinator I | 2,589 | B | 3,147 | 2.20 | 2.20 |
| 2591 | Health Program Coordinator II | 2,946 | B | 3,581 | 1.25 | 1.25 |
| 2593 | Health Program Coordinator III | 3,295 | B | 4,006 | 3.05 | 3.05 |
| 2802 | Epidemiologist I | 2,621 | B | 3,187 | 6.20 | 6.20 |
| 2803 | Epidemiologist II | 3,346 | B | 4,067 | 4.49 | 4.49 |
| 2806 | Disease Control Investigator | 2,383 | B | 2,896 | 2.00 | 2.00 |
| 2818 | Health Program Planner | 2,969 | B | 3,608 | 1.00 | 1.00 |
| 2822 | Health Educator | 3,047 | B | 3,703 | 1.00 | 1.00 |
| 2908 | Senior Hospital Eligibility Worker | 2,502 | B | 3,041 | 0.31 | 0.31 |
| 2920 | Medical Social Worker | 3,027 | B | 3,679 | 1.00 | 1.00 |
| TEMPM | Temporary - Miscellaneous | 0.00 | B | 0.00 | 1.75 | 1.73 |
| TEMPN | Temporary - Nurses | 0.00 | B | 0.00 | 0.25 | 0.25 |
| SubFund Total: | | | | | 54.17 | 54.15 |
| Subfund: | 2S CHS PHF | PUBLIC HEALTH-SPEC REV FD | | | | |
| 2585 | Health Worker I | 1,782 | B | 2,166 | 0.25 | 0.25 |
| 2586 | Health Worker II | 1,994 | B | 2,424 | 1.01 | 1.01 |
| TEMPM | Temporary - Miscellaneous | 0.00 | B | 0.00 | 0.01 | 0.00 |
| SubFund Total: | | | | | 1.27 | 1.26 |
| Program Total: | | | | | 166.25 | 166.64 |
| Program: | DPE | EMERGENCY SERVICES AGENCY | | | | |
| Subfund: | 1G AGF AAA | GF-NON-PROJECT-CONTROLLED | | | | |
| 1406 | Senior Clerk | 1,823 | B | 2,215 | 0.00 | 1.00 |
| 2533 | Emergency Medical Services Agency Specia | 3,661 | B | 4,449 | 0.00 | 2.50 |

Annual Salary Ordinance 2016-2017 and 2017-2018

Budgeted Position Counts (FTE) by Department and Job Code

| Job Code | Title | Low | Type | High | 2016-2017 FTE | 2017-2018 FTE |
|--------------------------|---|---|------|-------|------------------|------------------|
| DPH PUBLIC HEALTH | | | | | | |
| Program: | DPE | EMERGENCY SERVICES AGENCY | | | | |
| Subfund: | 1G AGF AAA | GF-NON-PROJECT-CONTROLLED | | | | |
| SubFund Total: | | | | | 0.00 | 3.50 |
| Subfund: | 2S CHS PHF | PUBLIC HEALTH-SPEC REV FD | | | | |
| 0922 | Manager I | 3,661 | B | 4,672 | 0.25 | 0.25 |
| 2533 | Emergency Medical Services Agency Specia | 3,661 | B | 4,449 | 0.00 | 1.50 |
| SubFund Total: | | | | | 0.25 | 1.75 |
| Program Total: | | | | | 0.25 | 5.25 |
| Program: | DPH | COMM HLTH - PREVENTION - HLTH EDUCATION | | | | |
| Subfund: | 1G AGF AAA | GF-NON-PROJECT-CONTROLLED | | | | |
| 0922 | Manager I | 3,661 | B | 4,672 | 0.60 | 0.60 |
| 1406 | Senior Clerk | 1,823 | B | 2,215 | 1.00 | 1.00 |
| 1820 | Junior Administrative Analyst | 2,161 | B | 2,627 | 0.10 | 0.10 |
| 2586 | Health Worker II | 1,994 | B | 2,424 | 1.25 | 1.25 |
| 2589 | Health Program Coordinator I | 2,589 | B | 3,147 | 0.20 | 0.20 |
| 2591 | Health Program Coordinator II | 2,946 | B | 3,581 | 0.35 | 0.45 |
| 2803 | Epidemiologist II | 3,346 | B | 4,067 | 0.50 | 0.50 |
| 2819 | Assistant Health Educator | 2,632 | B | 3,199 | 0.88 | 1.00 |
| 2820 | Senior Health Program Planner | 3,436 | B | 4,176 | 1.00 | 1.00 |
| 2822 | Health Educator | 3,047 | B | 3,703 | 2.46 | 2.46 |
| TEMPM | Temporary - Miscellaneous | 0.00 | B | 0.00 | 0.24 | 0.22 |
| SubFund Total: | | | | | 8.58 | 8.78 |
| Subfund: | 1G AGF ACP | GF-CONTINUING PROJECTS | | | | |
| 1820 | Junior Administrative Analyst | 2,161 | B | 2,627 | 0.50 | 0.50 |
| 2586 | Health Worker II | 1,994 | B | 2,424 | 0.25 | 0.25 |
| 2822 | Health Educator | 3,047 | B | 3,703 | 1.00 | 1.00 |
| TEMPM | Temporary - Miscellaneous | 0.00 | B | 0.00 | 0.01 | 0.01 |
| SubFund Total: | | | | | 1.76 | 1.76 |
| Subfund: | 1G AGF WOF | GENERAL FUND WORK ORDER FUND | | | | |
| 2822 | Health Educator | 3,047 | B | 3,703 | 0.50 | 0.50 |
| TEMPM | Temporary - Miscellaneous | 0.00 | B | 0.00 | 0.67 | 0.65 |
| SubFund Total: | | | | | 1.17 | 1.15 |
| Subfund: | 2S CHS GNC | GRANTS; NON-PROJECT; CONTINUING | | | | |
| 1654 | Accountant III | 3,189 | B | 3,873 | 0.10 | 0.10 |

Annual Salary Ordinance 2016-2017 and 2017-2018

Budgeted Position Counts (FTE) by Department and Job Code

| Job Code | Title | Low | Type | High | 2016-2017 FTE | 2017-2018 FTE |
|--------------------------|---------------------------------------|--|------|-------|---------------|---------------|
| DPH PUBLIC HEALTH | | | | | | |
| Program: | DPH | COMM HLTH - PREVENTION - HLTH EDUCATION | | | | |
| Subfund: | 2S CHS GNC | GRANTS; NON-PROJECT; CONTINUING | | | | |
| 2589 | Health Program Coordinator I | 2,589 | B | 3,147 | 0.80 | 0.80 |
| 2818 | Health Program Planner | 2,969 | B | 3,608 | 1.50 | 1.50 |
| 2822 | Health Educator | 3,047 | B | 3,703 | 1.74 | 1.74 |
| 9924 | Public Service Aide - Health Services | 1,510 | B | 1,510 | 0.43 | 0.43 |
| TEMPM | Temporary - Miscellaneous | 0.00 | B | 0.00 | 0.52 | 0.48 |
| SubFund Total: | | | | | 5.09 | 5.05 |
| Subfund: | 2S CHS PHF | PUBLIC HEALTH-SPEC REV FD | | | | |
| 0922 | Manager I | 3,661 | B | 4,672 | 0.40 | 0.40 |
| 1820 | Junior Administrative Analyst | 2,161 | B | 2,627 | 0.40 | 0.40 |
| 2589 | Health Program Coordinator I | 2,589 | B | 3,147 | 0.77 | 1.00 |
| 2591 | Health Program Coordinator II | 2,946 | B | 3,581 | 1.00 | 1.00 |
| 2818 | Health Program Planner | 2,969 | B | 3,608 | 0.50 | 0.50 |
| 2822 | Health Educator | 3,047 | B | 3,703 | 1.30 | 1.30 |
| 2825 | Senior Health Educator | 3,282 | B | 3,989 | 0.25 | 0.25 |
| TEMPM | Temporary - Miscellaneous | 0.00 | B | 0.00 | 0.86 | 0.68 |
| SubFund Total: | | | | | 5.48 | 5.53 |
| Program Total: | | | | | 22.08 | 22.27 |
| Program: | DPM | COMM HLTH - PREV - MATERNAL & CHILD HLTH | | | | |
| Subfund: | 1G AGF AAA | GF-NON-PROJECT-CONTROLLED | | | | |
| 0922 | Manager I | 3,661 | B | 4,672 | 0.44 | 0.44 |
| 0923 | Manager II | 3,931 | B | 5,018 | 1.95 | 1.95 |
| 1406 | Senior Clerk | 1,823 | B | 2,215 | 10.68 | 10.68 |
| 1408 | Principal Clerk | 2,407 | B | 2,926 | 0.59 | 0.59 |
| 1636 | Health Care Billing Clerk II | 2,314 | B | 2,813 | 3.00 | 3.00 |
| 1822 | Administrative Analyst | 2,841 | B | 3,453 | 1.65 | 1.65 |
| 1823 | Senior Administrative Analyst | 3,313 | B | 4,028 | 0.21 | 0.21 |
| 2119 | Health Care Analyst | 2,890 | B | 3,513 | 0.62 | 0.62 |
| 2204 | Dental Hygienist | 3,132 | B | 3,807 | 0.87 | 0.87 |
| 2230 | Physician Specialist | 6,103 | B | 8,641 | 0.60 | 0.60 |
| 2232 | Senior Physician Specialist | 6,729 | B | 9,301 | 2.70 | 2.70 |
| 2322 | Nurse Manager | 5,202 | B | 7,574 | 3.96 | 3.96 |
| 2324 | Nursing Supervisor | 5,733 | B | 8,349 | 0.80 | 0.80 |
| 2538 | Audiometrist | 3,217 | B | 4,106 | 0.14 | 0.14 |

Annual Salary Ordinance 2016-2017 and 2017-2018

Budgeted Position Counts (FTE) by Department and Job Code

| Job Code | Title | Low | Type | High | 2016-2017 FTE | 2017-2018 FTE |
|--------------------------|------------------------------------|--|------|-------|------------------|------------------|
| DPH PUBLIC HEALTH | | | | | | |
| Program: | DPM | COMM HLTH - PREV - MATERNAL & CHILD HLTH | | | | |
| Subfund: | 1G AGF AAA | GF-NON-PROJECT-CONTROLLED | | | | |
| 2548 | Occupational Therapist | 3,138 | B | 4,416 | 9.79 | 9.79 |
| 2550 | Senior Occupational Therapist | 3,547 | B | 4,991 | 1.00 | 1.00 |
| 2556 | Physical Therapist | 3,138 | B | 4,416 | 10.90 | 10.90 |
| 2558 | Senior Physical Therapist | 3,547 | B | 4,991 | 1.00 | 1.00 |
| 2587 | Health Worker III | 2,183 | B | 2,654 | 3.12 | 3.12 |
| 2589 | Health Program Coordinator I | 2,589 | B | 3,147 | 0.69 | 0.69 |
| 2591 | Health Program Coordinator II | 2,946 | B | 3,581 | 0.11 | 0.11 |
| 2593 | Health Program Coordinator III | 3,295 | B | 4,006 | 2.64 | 2.64 |
| 2803 | Epidemiologist II | 3,346 | B | 4,067 | 0.64 | 0.64 |
| 2820 | Senior Health Program Planner | 3,436 | B | 4,176 | 1.36 | 1.36 |
| 2822 | Health Educator | 3,047 | B | 3,703 | 1.34 | 1.34 |
| 2830 | Public Health Nurse | 4,479 | B | 5,884 | 20.27 | 20.27 |
| 2846 | Nutritionist | 3,047 | B | 3,703 | 0.07 | 0.07 |
| 2908 | Senior Hospital Eligibility Worker | 2,502 | B | 3,041 | 3.00 | 3.00 |
| 2920 | Medical Social Worker | 3,027 | B | 3,679 | 0.62 | 0.62 |
| 2922 | Senior Medical Social Worker | 3,162 | B | 3,844 | 1.00 | 1.00 |
| TEMPM | Temporary - Miscellaneous | 0.00 | B | 0.00 | 1.50 | 1.51 |
| SubFund Total: | | | | | 87.26 | 87.27 |
| Subfund: | 1G AGF WOF | GENERAL FUND WORK ORDER FUND | | | | |
| 1406 | Senior Clerk | 1,823 | B | 2,215 | 4.00 | 4.00 |
| 2204 | Dental Hygienist | 3,132 | B | 3,807 | 0.87 | 0.87 |
| 2230 | Physician Specialist | 6,103 | B | 8,641 | 0.40 | 0.40 |
| 2320 | Registered Nurse | 4,479 | B | 5,884 | 0.67 | 0.67 |
| 2322 | Nurse Manager | 5,202 | B | 7,574 | 0.17 | 0.17 |
| 2538 | Audiometrist | 3,217 | B | 4,106 | 0.50 | 0.50 |
| 2586 | Health Worker II | 1,994 | B | 2,424 | 1.00 | 1.00 |
| 2587 | Health Worker III | 2,183 | B | 2,654 | 1.00 | 1.00 |
| 2591 | Health Program Coordinator II | 2,946 | B | 3,581 | 0.62 | 0.62 |
| 2830 | Public Health Nurse | 4,479 | B | 5,884 | 8.85 | 8.85 |
| TEMPM | Temporary - Miscellaneous | 0.00 | B | 0.00 | 0.81 | 0.74 |
| TEMPN | Temporary - Nurses | 0.00 | B | 0.00 | 1.11 | 0.67 |
| SubFund Total: | | | | | 20.00 | 19.49 |
| Subfund: | 2S CHS GNC | GRANTS; NON-PROJECT; CONTINUING | | | | |

Annual Salary Ordinance 2016-2017 and 2017-2018

Budgeted Position Counts (FTE) by Department and Job Code

| Job Code | Title | Low | Type | High | 2016-2017 FTE | 2017-2018 FTE |
|--------------------------|---|--|------|-------|---------------|---------------|
| DPH PUBLIC HEALTH | | | | | | |
| Program: | DPM | COMM HLTH - PREV - MATERNAL & CHILD HLTH | | | | |
| Subfund: | 2S CHS GNC | GRANTS; NON-PROJECT; CONTINUING | | | | |
| 0922 | Manager I | 3,661 | B | 4,672 | 0.31 | 0.31 |
| 0923 | Manager II | 3,931 | B | 5,018 | 0.05 | 0.05 |
| 1093 | IT Operations Support Administrator III | 2,847 | B | 3,460 | 0.05 | 0.05 |
| 1406 | Senior Clerk | 1,823 | B | 2,215 | 4.02 | 4.02 |
| 1408 | Principal Clerk | 2,407 | B | 2,926 | 0.41 | 0.41 |
| 1654 | Accountant III | 3,189 | B | 3,873 | 0.80 | 0.80 |
| 1657 | Accountant IV | 3,689 | B | 4,484 | 0.30 | 0.30 |
| 1822 | Administrative Analyst | 2,841 | B | 3,453 | 0.35 | 0.35 |
| 2119 | Health Care Analyst | 2,890 | B | 3,513 | 0.38 | 0.38 |
| 2204 | Dental Hygienist | 3,132 | B | 3,807 | 1.06 | 1.06 |
| 2232 | Senior Physician Specialist | 6,729 | B | 9,301 | 1.10 | 1.19 |
| 2322 | Nurse Manager | 5,202 | B | 7,574 | 4.15 | 4.17 |
| 2324 | Nursing Supervisor | 5,733 | B | 8,349 | 0.59 | 0.59 |
| 2538 | Audiometrist | 3,217 | B | 4,106 | 0.36 | 0.36 |
| 2585 | Health Worker I | 1,782 | B | 2,166 | 12.50 | 12.50 |
| 2586 | Health Worker II | 1,994 | B | 2,424 | 8.00 | 8.00 |
| 2587 | Health Worker III | 2,183 | B | 2,654 | 5.04 | 5.04 |
| 2589 | Health Program Coordinator I | 2,589 | B | 3,147 | 0.27 | 0.27 |
| 2591 | Health Program Coordinator II | 2,946 | B | 3,581 | 1.07 | 1.07 |
| 2593 | Health Program Coordinator III | 3,295 | B | 4,006 | 3.28 | 3.28 |
| 2803 | Epidemiologist II | 3,346 | B | 4,067 | 0.36 | 0.36 |
| 2819 | Assistant Health Educator | 2,632 | B | 3,199 | 1.00 | 1.00 |
| 2820 | Senior Health Program Planner | 3,436 | B | 4,176 | 0.64 | 0.64 |
| 2822 | Health Educator | 3,047 | B | 3,703 | 1.08 | 1.08 |
| 2830 | Public Health Nurse | 4,479 | B | 5,884 | 28.89 | 28.93 |
| 2846 | Nutritionist | 3,047 | B | 3,703 | 12.98 | 12.98 |
| 2920 | Medical Social Worker | 3,027 | B | 3,679 | 0.38 | 0.38 |
| TEMPM | Temporary - Miscellaneous | 0.00 | B | 0.00 | 3.13 | 2.95 |
| TEMPN | Temporary - Nurses | 0.00 | B | 0.00 | 2.79 | 2.79 |
| SubFund Total: | | | | | 95.34 | 95.31 |
| Subfund: | 2S CHS PHF | PUBLIC HEALTH-SPEC REV FD | | | | |
| 2322 | Nurse Manager | 5,202 | B | 7,574 | 0.34 | 0.34 |
| 2830 | Public Health Nurse | 4,479 | B | 5,884 | 0.50 | 0.50 |

Annual Salary Ordinance 2016-2017 and 2017-2018

Budgeted Position Counts (FTE) by Department and Job Code

| Job Code | Title | Low | Type | High | 2016-2017 FTE | 2017-2018 FTE |
|--------------------------|----------------------------------|--|------|--------|------------------|------------------|
| DPH PUBLIC HEALTH | | | | | | |
| Program: | DPM | COMM HLTH - PREV - MATERNAL & CHILD HLTH | | | | |
| Subfund: | 2S CHS PHF | PUBLIC HEALTH-SPEC REV FD | | | | |
| SubFund Total: | | | | | 0.84 | 0.84 |
| Program Total: | | | | | 203.44 | 202.91 |
| Program: | DSP | COMM HLTH - COMM SUPPORT - HOUSING | | | | |
| Subfund: | 1G AGF AAA | GF-NON-PROJECT-CONTROLLED | | | | |
| 0933 | Manager V | 4,905 | B | 6,260 | 1.00 | 1.00 |
| 2586 | Health Worker II | 1,994 | B | 2,424 | 0.15 | 0.15 |
| 2591 | Health Program Coordinator II | 2,946 | B | 3,581 | 1.00 | 1.00 |
| SubFund Total: | | | | | 2.15 | 2.15 |
| Program Total: | | | | | 2.15 | 2.15 |
| Program: | FAL | CHILDREN'S BASELINE | | | | |
| Subfund: | 1G AGF AAA | GF-NON-PROJECT-CONTROLLED | | | | |
| 0942 | Manager VII | 5,636 | B | 7,193 | 0.60 | 0.60 |
| 1406 | Senior Clerk | 1,823 | B | 2,215 | 1.00 | 1.00 |
| 1820 | Junior Administrative Analyst | 2,161 | B | 2,627 | 0.50 | 0.50 |
| 2112 | Medical Records Technician | 2,326 | B | 2,827 | 1.00 | 1.00 |
| 2202 | Dental Aide | 2,303 | B | 2,800 | 4.56 | 4.56 |
| 2204 | Dental Hygienist | 3,132 | B | 3,807 | 1.70 | 1.70 |
| 2210 | Dentist | 4,961 | B | 6,496 | 2.71 | 2.71 |
| 2230 | Physician Specialist | 6,103 | B | 8,641 | 1.12 | 1.12 |
| 2232 | Senior Physician Specialist | 6,729 | B | 9,301 | 0.90 | 0.90 |
| 2233 | Supervising Physician Specialist | 7,243 | B | 10,003 | 0.91 | 0.91 |
| 2305 | Psychiatric Technician | 2,466 | B | 2,997 | 0.52 | 0.52 |
| 2320 | Registered Nurse | 4,479 | B | 5,884 | 13.00 | 13.00 |
| 2322 | Nurse Manager | 5,202 | B | 7,574 | 1.00 | 1.00 |
| 2328 | Nurse Practitioner | 5,549 | B | 7,855 | 3.00 | 3.00 |
| 2430 | Medical Evaluations Assistant | 2,038 | B | 2,478 | 4.60 | 4.60 |
| 2574 | Clinical Psychologist | 3,503 | B | 4,258 | 1.00 | 1.00 |
| 2585 | Health Worker I | 1,782 | B | 2,166 | 1.48 | 1.48 |
| 2586 | Health Worker II | 1,994 | B | 2,424 | 1.50 | 1.50 |
| 2593 | Health Program Coordinator III | 3,295 | B | 4,006 | 0.50 | 0.50 |
| 2736 | Porter | 1,835 | B | 2,230 | 1.00 | 1.00 |
| 2903 | Hospital Eligibility Worker | 2,183 | B | 2,654 | 0.50 | 0.50 |
| 2912 | Senior Social Worker | 2,577 | B | 3,132 | 1.00 | 1.00 |

Annual Salary Ordinance 2016-2017 and 2017-2018

Budgeted Position Counts (FTE) by Department and Job Code

| Job Code | Title | Low | Type | High | 2016-2017 FTE | 2017-2018 FTE |
|--------------------------|--|-------|------|-------|------------------|------------------|
| DPH PUBLIC HEALTH | | | | | | |
| Program: | FAL CHILDREN'S BASELINE | | | | | |
| Subfund: | 1G AGF AAA GF-NON-PROJECT-CONTROLLED | | | | | |
| 2920 | Medical Social Worker | 3,027 | B | 3,679 | 1.00 | 1.00 |
| 2930 | Psychiatric Social Worker | 3,027 | B | 3,679 | 4.00 | 4.00 |
| 2931 | Marriage, Family And Child Counselor | 3,027 | B | 3,679 | 1.00 | 1.00 |
| TEMPM | Temporary - Miscellaneous | 0.00 | B | 0.00 | 0.14 | 0.14 |
| TEMPN | Temporary - Nurses | 0.00 | B | 0.00 | 0.29 | 0.29 |
| SubFund Total: | | | | | 50.53 | 50.53 |
| Subfund: | 1G AGF WOF GENERAL FUND WORK ORDER FUND | | | | | |
| 1402 | Junior Clerk | 1,615 | B | 1,960 | 0.77 | 1.00 |
| 1404 | Clerk | 1,756 | B | 2,135 | 0.77 | 1.00 |
| 1406 | Senior Clerk | 1,823 | B | 2,215 | 0.38 | 0.50 |
| 2232 | Senior Physician Specialist | 6,729 | B | 9,301 | 1.64 | 1.64 |
| 2574 | Clinical Psychologist | 3,503 | B | 4,258 | 0.76 | 0.76 |
| 2586 | Health Worker II | 1,994 | B | 2,424 | 4.00 | 4.00 |
| 2591 | Health Program Coordinator II | 2,946 | B | 3,581 | 0.59 | 0.76 |
| 2930 | Psychiatric Social Worker | 3,027 | B | 3,679 | 3.27 | 3.50 |
| 2931 | Marriage, Family And Child Counselor | 3,027 | B | 3,679 | 1.00 | 1.00 |
| TEMPM | Temporary - Miscellaneous | 0.00 | B | 0.00 | 1.22 | 1.08 |
| SubFund Total: | | | | | 14.40 | 15.24 |
| Subfund: | 5H AAA AAA SFGH-OPERATING-NON-PROJ-CONTROLLED FD | | | | | |
| 1406 | Senior Clerk | 1,823 | B | 2,215 | 4.00 | 4.00 |
| 1428 | Unit Clerk | 2,130 | B | 2,589 | 4.00 | 4.00 |
| 1431 | Senior Unit Clerk | 2,215 | B | 2,693 | 1.00 | 1.00 |
| 2303 | Patient Care Assistant | 1,814 | B | 2,204 | 4.50 | 4.50 |
| 2312 | Licensed Vocational Nurse | 2,454 | B | 2,983 | 3.00 | 3.00 |
| 2320 | Registered Nurse | 4,479 | B | 5,884 | 49.25 | 49.25 |
| 2322 | Nurse Manager | 5,202 | B | 7,574 | 3.00 | 3.00 |
| 2323 | Clinical Nurse Specialist | 5,036 | B | 7,857 | 1.00 | 1.00 |
| 2328 | Nurse Practitioner | 5,549 | B | 7,855 | 7.93 | 7.93 |
| 2430 | Medical Evaluations Assistant | 2,038 | B | 2,478 | 7.14 | 7.14 |
| 2586 | Health Worker II | 1,994 | B | 2,424 | 5.00 | 5.00 |
| P103 | Special Nurse | 5,599 | B | 7,355 | 1.35 | 1.35 |
| TEMPM | Temporary - Miscellaneous | 0.00 | B | 0.00 | 0.29 | 0.28 |
| TEMPN | Temporary - Nurses | 0.00 | B | 0.00 | 0.71 | 0.71 |

Annual Salary Ordinance 2016-2017 and 2017-2018

Budgeted Position Counts (FTE) by Department and Job Code

| Job Code | Title | Low | Type | High | 2016-2017 FTE | 2017-2018 FTE |
|--------------------------|--|---------------------------------------|------|----------------|------------------|------------------|
| DPH PUBLIC HEALTH | | | | | | |
| Program: | FAL | CHILDREN'S BASELINE | | | | |
| Subfund: | 5H AAA AAA | SFGH-OPERATING-NON-PROJ-CONTROLLED FD | | | | |
| | | | | SubFund Total: | 92.17 | 92.16 |
| | | | | Program Total: | 157.10 | 157.93 |
| Program: | FAM | MENTAL HEALTH - CHILDREN'S PROGRAM | | | | |
| Subfund: | 1G AGF AAA | GF-NON-PROJECT-CONTROLLED | | | | |
| 0922 | Manager I | 3,661 | B | 4,672 | 1.00 | 1.00 |
| 0923 | Manager II | 3,931 | B | 5,018 | 1.80 | 1.80 |
| 0932 | Manager IV | 4,551 | B | 5,809 | 1.00 | 1.00 |
| 1404 | Clerk | 1,756 | B | 2,135 | 0.27 | 0.35 |
| 1406 | Senior Clerk | 1,823 | B | 2,215 | 10.06 | 10.72 |
| 1652 | Accountant II | 2,632 | B | 3,199 | 1.00 | 1.00 |
| 1822 | Administrative Analyst | 2,841 | B | 3,453 | 0.77 | 1.01 |
| 1823 | Senior Administrative Analyst | 3,313 | B | 4,028 | 0.77 | 1.00 |
| 2232 | Senior Physician Specialist | 6,729 | B | 9,301 | 5.16 | 5.16 |
| 2233 | Supervising Physician Specialist | 7,243 | B | 10,003 | 0.75 | 0.75 |
| 2323 | Clinical Nurse Specialist | 5,036 | B | 7,857 | 0.50 | 0.50 |
| 2552 | Dir Of Activities, Therapy And Volunteer | 2,868 | B | 3,486 | 1.00 | 1.00 |
| 2574 | Clinical Psychologist | 3,503 | B | 4,258 | 7.44 | 7.44 |
| 2585 | Health Worker I | 1,782 | B | 2,166 | 2.50 | 2.50 |
| 2586 | Health Worker II | 1,994 | B | 2,424 | 8.48 | 8.48 |
| 2587 | Health Worker III | 2,183 | B | 2,654 | 9.20 | 9.20 |
| 2588 | Health Worker IV | 2,551 | B | 3,101 | 3.00 | 3.00 |
| 2589 | Health Program Coordinator I | 2,589 | B | 3,147 | 0.77 | 1.00 |
| 2591 | Health Program Coordinator II | 2,946 | B | 3,581 | 1.00 | 1.00 |
| 2593 | Health Program Coordinator III | 3,295 | B | 4,006 | 11.25 | 11.25 |
| 2736 | Porter | 1,835 | B | 2,230 | 0.77 | 1.00 |
| 2803 | Epidemiologist II | 3,346 | B | 4,067 | 0.12 | 0.12 |
| 2920 | Medical Social Worker | 3,027 | B | 3,679 | 1.50 | 1.50 |
| 2930 | Psychiatric Social Worker | 3,027 | B | 3,679 | 54.73 | 54.73 |
| 2931 | Marriage, Family And Child Counselor | 3,027 | B | 3,679 | 4.98 | 4.98 |
| 2932 | Senior Psychiatric Social Worker | 3,162 | B | 3,844 | 13.11 | 14.11 |
| TEMPM | Temporary - Miscellaneous | 0.00 | B | 0.00 | 1.86 | 1.82 |
| TEMPN | Temporary - Nurses | 0.00 | B | 0.00 | 0.36 | 0.36 |

Annual Salary Ordinance 2016-2017 and 2017-2018

Budgeted Position Counts (FTE) by Department and Job Code

| Job Code | Title | Low | Type | High | 2016-2017 FTE | 2017-2018 FTE |
|------------------------------|--------------------------------------|------------------------------------|------|-------|------------------|------------------|
| DPH PUBLIC HEALTH | | | | | | |
| Program: | FAM | MENTAL HEALTH - CHILDREN'S PROGRAM | | | | |
| Subfund: | 1G AGF AAA | GF-NON-PROJECT-CONTROLLED | | | | |
| SubFund Total: | | | | | 145.15 | 147.78 |
| Subfund: | 2S CHS GNC | GRANTS; NON-PROJECT; CONTINUING | | | | |
| 1404 | Clerk | 1,756 | B | 2,135 | 0.50 | 0.65 |
| 1406 | Senior Clerk | 1,823 | B | 2,215 | 1.50 | 1.65 |
| 2574 | Clinical Psychologist | 3,503 | B | 4,258 | 0.42 | 0.42 |
| 2593 | Health Program Coordinator III | 3,295 | B | 4,006 | 2.77 | 3.00 |
| 2803 | Epidemiologist II | 3,346 | B | 4,067 | 0.50 | 0.50 |
| 2931 | Marriage, Family And Child Counselor | 3,027 | B | 3,679 | 1.00 | 1.00 |
| 2932 | Senior Psychiatric Social Worker | 3,162 | B | 3,844 | 0.77 | 0.00 |
| TEMPM | Temporary - Miscellaneous | 0.00 | B | 0.00 | 2.85 | 0.02 |
| SubFund Total: | | | | | 10.31 | 7.24 |
| Program Total: | | | | | 155.46 | 155.02 |
| DPH Department Total: | | | | | 7,612.75 | 7,658.95 |

Annual Salary Ordinance 2016-2017 and 2017-2018

Budgeted Position Counts (FTE) by Department and Job Code

| Job Code | Title | Low | Type | High | 2016-2017 FTE | 2017-2018 FTE |
|---|--|-----------------------------|------|-------|------------------|------------------|
| DPW GENERAL SERVICES AGENCY - PUBLIC WORKS | | | | | | |
| Program: | BA1 | URBAN FORESTRY | | | | |
| Subfund: | 1G AGF PWF | GF-DPW WORK ORDER FUND | | | | |
| 0922 | Manager I | 3,661 | B | 4,672 | 1.00 | 1.00 |
| 1824 | Principal Administrative Analyst | 3,836 | B | 4,662 | 0.00 | 0.77 |
| 3417 | Gardener | 2,145 | B | 2,607 | 7.00 | 7.00 |
| 3422 | Park Section Supervisor | 2,607 | B | 3,169 | 1.00 | 1.00 |
| 3434 | Arborist Technician | 2,365 | B | 3,241 | 8.00 | 8.00 |
| 3435 | Urban Forestry Inspector | 2,365 | B | 2,874 | 2.77 | 3.00 |
| 3436 | Arborist Technician Supervisor I | 2,977 | B | 3,618 | 2.00 | 2.00 |
| 7211 | Cement Finisher Supervisor II | 3,557 | B | 4,323 | 1.00 | 1.00 |
| 7227 | Cement Finisher Supervisor I | 3,353 | B | 4,075 | 6.00 | 6.00 |
| 7311 | Cement Mason | 2,490 | B | 3,027 | 33.00 | 33.00 |
| 7328 | Operating Engineer, Universal | 3,064 | B | 3,724 | 1.00 | 1.00 |
| 7355 | Truck Driver | 2,539 | B | 3,234 | 4.00 | 4.00 |
| 7378 | Tile Setter | 2,589 | B | 3,147 | 2.00 | 2.00 |
| 7514 | General Laborer | 2,074 | B | 2,521 | 12.00 | 12.00 |
| TEMPM | Temporary - Miscellaneous | 0.00 | B | 0.00 | 6.99 | 6.82 |
| SubFund Total: | | | | | 87.76 | 88.59 |
| Subfund: | 2S GTF GTN | GAS TAX - ANNUALLY BUDGETED | | | | |
| 3410 | Apprentice Gardener | 1,434 | B | 2,086 | 1.00 | 1.00 |
| 3417 | Gardener | 2,145 | B | 2,607 | 19.00 | 19.00 |
| 3422 | Park Section Supervisor | 2,607 | B | 3,169 | 3.00 | 3.00 |
| 3424 | Integrated Pest Mgmt Specialist | 2,607 | B | 3,169 | 1.00 | 1.00 |
| 3425 | Senior Integrated Pest Management Specia | 2,793 | B | 3,396 | 1.00 | 1.00 |
| 3434 | Arborist Technician | 2,365 | B | 3,241 | 5.00 | 5.00 |
| 3435 | Urban Forestry Inspector | 2,365 | B | 2,874 | 2.00 | 2.00 |
| 3436 | Arborist Technician Supervisor I | 2,977 | B | 3,618 | 2.00 | 2.00 |
| 3438 | Arborist Technician Supervisor II | 3,080 | B | 3,744 | 1.00 | 1.00 |
| 7355 | Truck Driver | 2,539 | B | 3,234 | 3.00 | 3.00 |
| 7514 | General Laborer | 2,074 | B | 2,521 | 14.77 | 15.00 |
| TEMPM | Temporary - Miscellaneous | 0.00 | B | 0.00 | 0.77 | 0.75 |
| SubFund Total: | | | | | 53.54 | 53.75 |
| Subfund: | 2S PWF OHF | DPW-OVERHEAD FUND | | | | |
| 0922 | Manager I | 3,661 | B | 4,672 | 1.00 | 1.00 |

Annual Salary Ordinance 2016-2017 and 2017-2018

Budgeted Position Counts (FTE) by Department and Job Code

| Job Code | Title | Low | Type | High | 2016-2017 FTE | 2017-2018 FTE |
|---|---|-------------------------------|------|-------|------------------|------------------|
| DPW GENERAL SERVICES AGENCY - PUBLIC WORKS | | | | | | |
| Program: | BA1 | URBAN FORESTRY | | | | |
| Subfund: | 2S PWF OHF | DPW-OVERHEAD FUND | | | | |
| 0932 | Manager IV | 4,551 | B | 5,809 | 1.00 | 1.00 |
| 0941 | Manager VI | 5,269 | B | 6,725 | 1.00 | 1.00 |
| 1404 | Clerk | 1,756 | B | 2,135 | 1.00 | 1.00 |
| 1406 | Senior Clerk | 1,823 | B | 2,215 | 1.00 | 1.00 |
| 3464 | Area Supervisor, Parks, Squares And Faci | 3,064 | B | 3,724 | 1.00 | 1.00 |
| TEMPM | Temporary - Miscellaneous | 0.00 | B | 0.00 | 0.37 | 0.36 |
| SubFund Total: | | | | | 6.37 | 6.36 |
| Program Total: | | | | | 147.67 | 148.70 |
| Program: | BA2 | STREET AND SEWER REPAIR | | | | |
| Subfund: | 1G AGF PWF | GF-DPW WORK ORDER FUND | | | | |
| 1404 | Clerk | 1,756 | B | 2,135 | 1.00 | 1.00 |
| 7220 | Asphalt Finisher Supervisor I | 2,977 | B | 3,618 | 7.00 | 7.00 |
| 7221 | Asphalt Plant Supervisor I | 3,263 | B | 3,966 | 1.00 | 1.00 |
| 7246 | Sewer Repair Supervisor | 3,446 | B | 4,188 | 2.00 | 2.00 |
| 7282 | Street Repair Supervisor II | 3,289 | B | 3,998 | 3.00 | 3.00 |
| 7307 | Bricklayer | 3,087 | B | 3,752 | 7.00 | 7.00 |
| 7328 | Operating Engineer, Universal | 3,064 | B | 3,724 | 9.00 | 9.00 |
| 7355 | Truck Driver | 2,539 | B | 3,234 | 18.00 | 18.00 |
| 7404 | Asphalt Finisher | 2,188 | B | 2,660 | 5.00 | 5.00 |
| 7421 | Sewer Maintenance Worker | 2,319 | B | 2,819 | 11.00 | 11.00 |
| 7428 | Hodcarrier | 2,502 | B | 3,041 | 8.00 | 8.00 |
| 7449 | Sewer Service Worker | 3,087 | B | 3,752 | 1.00 | 1.00 |
| 7502 | Asphalt Worker | 2,115 | B | 2,571 | 17.00 | 17.00 |
| TEMPM | Temporary - Miscellaneous | 0.00 | B | 0.00 | 8.93 | 8.94 |
| SubFund Total: | | | | | 98.93 | 98.94 |
| Subfund: | 2S GTF RDN | ROAD FUND - ANNUALLY BUDGETED | | | | |
| 7220 | Asphalt Finisher Supervisor I | 2,977 | B | 3,618 | 2.00 | 2.00 |
| 7328 | Operating Engineer, Universal | 3,064 | B | 3,724 | 1.00 | 1.00 |
| 7355 | Truck Driver | 2,539 | B | 3,234 | 2.00 | 2.00 |
| 7404 | Asphalt Finisher | 2,188 | B | 2,660 | 2.92 | 3.00 |
| 7502 | Asphalt Worker | 2,115 | B | 2,571 | 1.00 | 1.00 |
| 7514 | General Laborer | 2,074 | B | 2,521 | 2.00 | 2.00 |

Annual Salary Ordinance 2016-2017 and 2017-2018

Budgeted Position Counts (FTE) by Department and Job Code

| Job Code | Title | Low | Type | High | 2016-2017 FTE | 2017-2018 FTE |
|---|--|-------------------------------|------|-------|------------------|------------------|
| DPW GENERAL SERVICES AGENCY - PUBLIC WORKS | | | | | | |
| Program: | BA2 | STREET AND SEWER REPAIR | | | | |
| Subfund: | 2S GTF RDN | ROAD FUND - ANNUALLY BUDGETED | | | | |
| TEMPM | Temporary - Miscellaneous | 0.00 | B | 0.00 | 0.06 | 0.06 |
| SubFund Total: | | | | | 10.98 | 11.06 |
| Subfund: | 2S PWF OHF | DPW-OVERHEAD FUND | | | | |
| 0932 | Manager IV | 4,551 | B | 5,809 | 2.00 | 2.00 |
| 0941 | Manager VI | 5,269 | B | 6,725 | 1.00 | 1.00 |
| 1406 | Senior Clerk | 1,823 | B | 2,215 | 1.00 | 1.00 |
| 1408 | Principal Clerk | 2,407 | B | 2,926 | 1.00 | 1.00 |
| SubFund Total: | | | | | 5.00 | 5.00 |
| Program Total: | | | | | 114.91 | 115.00 |
| Program: | BAA | ENGINEERING | | | | |
| Subfund: | 1G AGF PWF | GF-DPW WORK ORDER FUND | | | | |
| 0931 | Manager III | 4,238 | B | 5,408 | 1.00 | 1.00 |
| 1053 | IS Business Analyst-Senior | 3,520 | B | 4,428 | 1.00 | 1.00 |
| 1063 | IS Programmer Analyst-Senior | 3,189 | B | 4,016 | 1.00 | 1.00 |
| 1070 | IS Project Director | 4,493 | B | 5,651 | 1.00 | 1.00 |
| 1310 | Public Relations Assistant | 1,980 | B | 2,407 | 2.31 | 3.00 |
| 1314 | Public Relations Officer | 3,126 | B | 3,799 | 2.00 | 2.00 |
| 1404 | Clerk | 1,756 | B | 2,135 | 5.00 | 5.00 |
| 1408 | Principal Clerk | 2,407 | B | 2,926 | 1.00 | 1.00 |
| 1822 | Administrative Analyst | 2,841 | B | 3,453 | 1.00 | 1.00 |
| 1823 | Senior Administrative Analyst | 3,313 | B | 4,028 | 1.00 | 1.00 |
| 1840 | Junior Management Assistant | 2,303 | B | 2,800 | 2.77 | 3.00 |
| 1842 | Management Assistant | 2,614 | B | 3,178 | 1.00 | 1.00 |
| 2917 | Program Support Analyst | 3,403 | B | 4,137 | 1.00 | 1.00 |
| 5174 | Administrative Engineer | 4,725 | B | 5,742 | 3.00 | 3.00 |
| 5203 | Assistant Engineer | 3,263 | B | 3,966 | 118.46 | 121.00 |
| 5207 | Associate Engineer | 3,799 | B | 4,617 | 60.69 | 63.00 |
| 5211 | Engineer/Architect/Landscape Architect S | 5,090 | B | 6,187 | 3.54 | 4.00 |
| 5212 | Engineer/Architect Principal | 5,905 | B | 7,178 | 2.00 | 2.00 |
| 5218 | Structural Engineer | 4,848 | B | 5,893 | 2.00 | 2.00 |
| 5241 | Engineer | 4,397 | B | 5,345 | 32.54 | 33.00 |
| 5262 | Landscape Architectural Associate 1 | 3,263 | B | 3,966 | 9.00 | 9.00 |

Annual Salary Ordinance 2016-2017 and 2017-2018

Budgeted Position Counts (FTE) by Department and Job Code

| Job Code | Title | Low | Type | High | 2016-2017 FTE | 2017-2018 FTE |
|---|--|-------|------|-------|------------------|------------------|
| DPW GENERAL SERVICES AGENCY - PUBLIC WORKS | | | | | | |
| Program: | BAA ENGINEERING | | | | | |
| Subfund: | 1G AGF PWF GF-DPW WORK ORDER FUND | | | | | |
| 5265 | Architectural Associate I | 3,263 | B | 3,966 | 1.00 | 1.00 |
| 5362 | Engineering Assistant | 2,435 | B | 2,960 | 8.00 | 8.00 |
| 5364 | Engineering Associate I | 2,700 | B | 3,282 | 13.00 | 13.00 |
| 5366 | Engineering Associate II | 3,126 | B | 3,799 | 3.00 | 3.00 |
| 5502 | Project Manager I | 4,952 | B | 4,952 | 7.00 | 7.00 |
| 5504 | Project Manager II | 5,730 | B | 5,730 | 1.00 | 1.00 |
| 5506 | Project Manager III | 6,956 | B | 6,956 | 2.00 | 2.00 |
| 5601 | Utility Analyst | 2,245 | B | 3,486 | 1.00 | 1.00 |
| 5602 | Utility Specialist | 3,391 | B | 5,012 | 1.00 | 1.00 |
| 5620 | Regulatory Specialist | 3,446 | B | 4,188 | 1.00 | 1.00 |
| 6317 | Assistant Construction Inspector | 2,711 | B | 3,295 | 9.00 | 9.00 |
| 6318 | Construction Inspector | 3,295 | B | 4,006 | 35.77 | 36.00 |
| 6319 | Senior Construction Inspector | 3,633 | B | 4,416 | 3.00 | 3.00 |
| TEMPM | Temporary - Miscellaneous | 0.00 | B | 0.00 | 4.89 | 4.78 |
| SubFund Total: | | | | | 342.97 | 349.78 |
| Subfund: | 2S PWF OHF DPW-OVERHEAD FUND | | | | | |
| 0942 | Manager VII | 5,636 | B | 7,193 | 2.00 | 2.00 |
| 1093 | IT Operations Support Administrator III | 2,847 | B | 3,460 | 1.00 | 1.00 |
| 1404 | Clerk | 1,756 | B | 2,135 | 2.00 | 2.00 |
| 1408 | Principal Clerk | 2,407 | B | 2,926 | 2.00 | 2.00 |
| 1426 | Senior Clerk Typist | 2,004 | B | 2,435 | 1.00 | 1.00 |
| 1450 | Executive Secretary I | 2,407 | B | 2,926 | 1.00 | 1.00 |
| 1822 | Administrative Analyst | 2,841 | B | 3,453 | 2.00 | 2.00 |
| 1823 | Senior Administrative Analyst | 3,313 | B | 4,028 | 1.00 | 1.00 |
| 1824 | Principal Administrative Analyst | 3,836 | B | 4,662 | 1.00 | 1.00 |
| 1840 | Junior Management Assistant | 2,303 | B | 2,800 | 1.54 | 2.00 |
| 1924 | Materials And Supplies Supervisor | 1,831 | B | 2,226 | 1.00 | 1.00 |
| 5174 | Administrative Engineer | 4,725 | B | 5,742 | 1.00 | 1.00 |
| 5211 | Engineer/Architect/Landscape Architect S | 5,090 | B | 6,187 | 6.77 | 7.00 |
| 5212 | Engineer/Architect Principal | 5,905 | B | 7,178 | 2.00 | 2.00 |
| 5366 | Engineering Associate II | 3,126 | B | 3,799 | 1.00 | 1.00 |
| 5508 | Project Manager IV | 7,758 | B | 7,758 | 0.77 | 1.00 |

Annual Salary Ordinance 2016-2017 and 2017-2018

Budgeted Position Counts (FTE) by Department and Job Code

| Job Code | Title | Low | Type | High | 2016-2017 FTE | 2017-2018 FTE |
|---|--|-------|------|----------------|------------------|------------------|
| DPW GENERAL SERVICES AGENCY - PUBLIC WORKS | | | | | | |
| Program: | BAA ENGINEERING | | | | | |
| Subfund: | 2S PWF OHF DPW-OVERHEAD FUND | | | | | |
| 6335 | Disability Access Coordinator | 5,018 | B | 6,099 | 1.00 | 1.00 |
| 9251 | Public Relations Manager | 4,145 | B | 5,039 | 1.00 | 1.00 |
| TEMPM | Temporary - Miscellaneous | 0.00 | B | 0.00 | 6.32 | 6.17 |
| | | | | SubFund Total: | 35.40 | 36.17 |
| | | | | Program Total: | 378.37 | 385.95 |
| Program: | BAM ARCHITECTURE | | | | | |
| Subfund: | 1G AGF PWF GF-DPW WORK ORDER FUND | | | | | |
| 0932 | Manager IV | 4,551 | B | 5,809 | 1.00 | 1.00 |
| 1406 | Senior Clerk | 1,823 | B | 2,215 | 1.00 | 1.00 |
| 1410 | Chief Clerk | 2,758 | B | 3,353 | 1.00 | 1.00 |
| 1426 | Senior Clerk Typist | 2,004 | B | 2,435 | 1.00 | 1.00 |
| 1820 | Junior Administrative Analyst | 2,161 | B | 2,627 | 7.00 | 7.00 |
| 1822 | Administrative Analyst | 2,841 | B | 3,453 | 3.00 | 3.00 |
| 1823 | Senior Administrative Analyst | 3,313 | B | 4,028 | 3.00 | 3.00 |
| 1824 | Principal Administrative Analyst | 3,836 | B | 4,662 | 1.00 | 1.00 |
| 1842 | Management Assistant | 2,614 | B | 3,178 | 2.00 | 2.00 |
| 5120 | Architectural Administrator | 3,873 | B | 4,708 | 1.00 | 1.00 |
| 5174 | Administrative Engineer | 4,725 | B | 5,742 | 3.00 | 3.00 |
| 5203 | Assistant Engineer | 3,263 | B | 3,966 | 13.00 | 13.00 |
| 5207 | Associate Engineer | 3,799 | B | 4,617 | 11.00 | 11.00 |
| 5211 | Engineer/Architect/Landscape Architect S | 5,090 | B | 6,187 | 9.00 | 9.00 |
| 5241 | Engineer | 4,397 | B | 5,345 | 8.00 | 8.00 |
| 5260 | Architectural Assistant I | 2,582 | B | 3,138 | 14.77 | 15.00 |
| 5261 | Architectural Assistant II | 2,847 | B | 3,460 | 20.00 | 20.00 |
| 5262 | Landscape Architectural Associate 1 | 3,263 | B | 3,966 | 8.77 | 9.00 |
| 5265 | Architectural Associate I | 3,263 | B | 3,966 | 16.00 | 16.00 |
| 5266 | Architectural Associate II | 3,799 | B | 4,617 | 15.00 | 15.00 |
| 5268 | Architect | 4,397 | B | 5,345 | 20.00 | 20.00 |
| 5272 | Landscape Architectural Associate 2 | 3,799 | B | 4,617 | 11.00 | 11.00 |
| 5274 | Landscape Architect | 4,397 | B | 5,345 | 2.00 | 2.00 |
| 5304 | Materials Testing Aide | 2,252 | B | 2,737 | 6.00 | 6.00 |
| 5305 | Materials Testing Technician | 2,412 | B | 2,933 | 4.00 | 4.00 |

Annual Salary Ordinance 2016-2017 and 2017-2018

Budgeted Position Counts (FTE) by Department and Job Code

| Job Code | Title | Low | Type | High | 2016-2017 FTE | 2017-2018 FTE |
|---|--|-------|------|-------|------------------|------------------|
| DPW GENERAL SERVICES AGENCY - PUBLIC WORKS | | | | | | |
| Program: | BAM ARCHITECTURE | | | | | |
| Subfund: | 1G AGF PWF GF-DPW WORK ORDER FUND | | | | | |
| 5366 | Engineering Associate II | 3,126 | B | 3,799 | 1.00 | 1.00 |
| 5502 | Project Manager I | 4,952 | B | 4,952 | 4.00 | 4.00 |
| 5504 | Project Manager II | 5,730 | B | 5,730 | 4.00 | 4.00 |
| 5506 | Project Manager III | 6,956 | B | 6,956 | 5.00 | 5.00 |
| 5508 | Project Manager IV | 7,758 | B | 7,758 | 3.00 | 3.00 |
| 5620 | Regulatory Specialist | 3,446 | B | 4,188 | 5.00 | 5.00 |
| 5644 | Principal Environmental Specialist | 3,799 | B | 4,617 | 2.00 | 2.00 |
| 6317 | Assistant Construction Inspector | 2,711 | B | 3,295 | 2.00 | 2.00 |
| 6318 | Construction Inspector | 3,295 | B | 4,006 | 11.00 | 11.00 |
| 6319 | Senior Construction Inspector | 3,633 | B | 4,416 | 2.00 | 2.00 |
| 6331 | Building Inspector | 3,661 | B | 4,449 | 7.00 | 7.00 |
| 6333 | Senior Building Inspector | 4,036 | B | 4,905 | 3.00 | 3.00 |
| TEMPM | Temporary - Miscellaneous | 0.00 | B | 0.00 | 4.10 | 4.01 |
| SubFund Total: | | | | | 235.64 | 236.01 |
| Subfund: | 2S PWF OHF DPW-OVERHEAD FUND | | | | | |
| 0931 | Manager III | 4,238 | B | 5,408 | 1.00 | 1.00 |
| 0933 | Manager V | 4,905 | B | 6,260 | 1.00 | 1.00 |
| 0942 | Manager VII | 5,636 | B | 7,193 | 2.00 | 2.00 |
| 1402 | Junior Clerk | 1,615 | B | 1,960 | 1.00 | 1.00 |
| 1404 | Clerk | 1,756 | B | 2,135 | 6.31 | 7.00 |
| 1408 | Principal Clerk | 2,407 | B | 2,926 | 2.00 | 2.00 |
| 1452 | Executive Secretary II | 2,647 | B | 3,217 | 2.00 | 2.00 |
| 1632 | Senior Account Clerk | 2,183 | B | 2,654 | 1.00 | 1.00 |
| 1634 | Principal Account Clerk | 2,466 | B | 2,997 | 1.00 | 1.00 |
| 1820 | Junior Administrative Analyst | 2,161 | B | 2,627 | 4.00 | 4.00 |
| 1822 | Administrative Analyst | 2,841 | B | 3,453 | 2.00 | 2.00 |
| 1824 | Principal Administrative Analyst | 3,836 | B | 4,662 | 1.00 | 1.00 |
| 1827 | Administrative Services Manager | 3,346 | B | 4,067 | 1.00 | 1.00 |
| 1842 | Management Assistant | 2,614 | B | 3,178 | 1.00 | 1.00 |
| 5120 | Architectural Administrator | 3,873 | B | 4,708 | 2.00 | 2.00 |
| 5203 | Assistant Engineer | 3,263 | B | 3,966 | 1.00 | 1.00 |
| 5211 | Engineer/Architect/Landscape Architect S | 5,090 | B | 6,187 | 5.00 | 5.00 |
| 5266 | Architectural Associate II | 3,799 | B | 4,617 | 1.00 | 1.00 |

Annual Salary Ordinance 2016-2017 and 2017-2018

Budgeted Position Counts (FTE) by Department and Job Code

| Job Code | Title | Low | Type | High | 2016-2017 FTE | 2017-2018 FTE |
|---|--|-------|------|-------|------------------|------------------|
| DPW GENERAL SERVICES AGENCY - PUBLIC WORKS | | | | | | |
| Program: | BAM ARCHITECTURE | | | | | |
| Subfund: | 2S PWF OHF DPW-OVERHEAD FUND | | | | | |
| 5268 | Architect | 4,397 | B | 5,345 | 1.00 | 1.00 |
| 6335 | Disability Access Coordinator | 5,018 | B | 6,099 | 1.00 | 1.00 |
| TEMPM | Temporary - Miscellaneous | 0.00 | B | 0.00 | 6.30 | 6.15 |
| | | | | | 43.61 | 44.15 |
| | | | | | 279.25 | 280.16 |
| Program: | BAN ADMINISTRATION/SUPPORT SERVICES | | | | | |
| Subfund: | 1G AGF PWF GF-DPW WORK ORDER FUND | | | | | |
| 1053 | IS Business Analyst-Senior | 3,520 | B | 4,428 | 1.00 | 1.00 |
| 1054 | IS Business Analyst-Principal | 4,076 | B | 5,126 | 3.00 | 3.00 |
| 1070 | IS Project Director | 4,493 | B | 5,651 | 1.00 | 1.00 |
| | | | | | 5.00 | 5.00 |
| | | | | | 5.00 | 5.00 |
| Program: | BAR BUILDING REPAIR AND MAINTENANCE | | | | | |
| Subfund: | 1G AGF AAA GF-NON-PROJECT-CONTROLLED | | | | | |
| 2708 | Custodian | 1,835 | B | 2,230 | 2.00 | 2.00 |
| 7120 | Buildings And Grounds Maintenance Superi | 4,885 | B | 4,885 | 1.00 | 1.00 |
| 7334 | Stationary Engineer | 3,355 | B | 3,355 | 4.00 | 4.00 |
| 7335 | Senior Stationary Engineer | 3,802 | B | 3,802 | 1.00 | 1.00 |
| 7345 | Electrician | 3,162 | B | 3,844 | 1.00 | 1.00 |
| TEMPM | Temporary - Miscellaneous | 0.00 | B | 0.00 | 1.57 | 1.53 |
| | | | | | 10.57 | 10.53 |
| Subfund: | 1G AGF PWF GF-DPW WORK ORDER FUND | | | | | |
| 7120 | Buildings And Grounds Maintenance Superi | 4,885 | B | 4,885 | 3.00 | 3.00 |
| 7213 | Plumber Supervisor I | 3,679 | B | 4,471 | 2.00 | 2.00 |
| 7226 | Carpenter Supervisor I | 3,470 | B | 4,218 | 2.00 | 2.00 |
| 7233 | Glazier Supervisor I | 3,470 | B | 4,218 | 1.00 | 1.00 |
| 7236 | Locksmith Supervisor I | 3,470 | B | 4,218 | 1.00 | 1.00 |
| 7238 | Electrician Supervisor I | 3,574 | B | 4,343 | 2.00 | 2.00 |
| 7242 | Painter Supervisor I | 2,940 | B | 3,769 | 2.00 | 2.00 |
| 7262 | Maintenance Planner | 4,428 | B | 4,428 | 0.77 | 1.00 |
| 7276 | Electrician Supervisor II | 3,978 | B | 4,835 | 1.00 | 1.00 |

Annual Salary Ordinance 2016-2017 and 2017-2018

Budgeted Position Counts (FTE) by Department and Job Code

| Job Code | Title | Low | Type | High | 2016-2017 FTE | 2017-2018 FTE |
|---|-------------------------------------|---------------------------------|------|-------|------------------|------------------|
| DPW GENERAL SERVICES AGENCY - PUBLIC WORKS | | | | | | |
| Program: | BAR | BUILDING REPAIR AND MAINTENANCE | | | | |
| Subfund: | 1G AGF PWF | GF-DPW WORK ORDER FUND | | | | |
| 7326 | Glazier | 2,841 | B | 3,453 | 5.00 | 5.00 |
| 7334 | Stationary Engineer | 3,355 | B | 3,355 | 1.00 | 1.00 |
| 7342 | Locksmith | 2,813 | B | 3,418 | 7.00 | 7.00 |
| 7344 | Carpenter | 2,813 | B | 3,418 | 12.00 | 12.00 |
| 7345 | Electrician | 3,162 | B | 3,844 | 15.00 | 15.00 |
| 7346 | Painter | 2,589 | B | 3,147 | 10.00 | 10.00 |
| 7347 | Plumber | 3,273 | B | 3,978 | 11.00 | 11.00 |
| 7348 | Steamfitter | 3,273 | B | 3,978 | 5.00 | 5.00 |
| 7349 | Steamfitter Supervisor I | 3,679 | B | 4,471 | 1.00 | 1.00 |
| 7376 | Sheet Metal Worker | 3,289 | B | 3,998 | 11.00 | 11.00 |
| 7393 | Soft Floor Coverer | 2,813 | B | 3,418 | 2.00 | 2.00 |
| 7394 | Soft Floor Coverer Supervisor | 3,470 | B | 4,218 | 1.00 | 1.00 |
| 7510 | Lighting Fixture Maintenance Worker | 1,831 | B | 2,226 | 1.00 | 1.00 |
| 7514 | General Laborer | 2,074 | B | 2,521 | 3.00 | 3.00 |
| 9343 | Roofer | 2,627 | B | 3,193 | 1.77 | 2.00 |
| 9345 | Sheet Metal Supervisor I | 3,679 | B | 4,471 | 1.00 | 1.00 |
| TEMPM | Temporary - Miscellaneous | 0.00 | B | 0.00 | 3.17 | 3.09 |
| SubFund Total: | | | | | 105.71 | 106.09 |
| Subfund: | 2S PWF OHF | DPW-OVERHEAD FUND | | | | |
| 0932 | Manager IV | 4,551 | B | 5,809 | 1.00 | 1.00 |
| 0941 | Manager VI | 5,269 | B | 6,725 | 1.00 | 1.00 |
| 1632 | Senior Account Clerk | 2,183 | B | 2,654 | 1.00 | 1.00 |
| 1840 | Junior Management Assistant | 2,303 | B | 2,800 | 1.00 | 1.00 |
| 1842 | Management Assistant | 2,614 | B | 3,178 | 1.00 | 1.00 |
| TEMPM | Temporary - Miscellaneous | 0.00 | B | 0.00 | 0.88 | 0.86 |
| SubFund Total: | | | | | 5.88 | 5.86 |
| Program Total: | | | | | 122.16 | 122.48 |
| Program: | BAT | STREET USE MANAGEMENT | | | | |
| Subfund: | 1G AGF AAA | GF-NON-PROJECT-CONTROLLED | | | | |
| 1406 | Senior Clerk | 1,823 | B | 2,215 | 1.00 | 1.00 |
| 1408 | Principal Clerk | 2,407 | B | 2,926 | 1.00 | 1.00 |
| 1820 | Junior Administrative Analyst | 2,161 | B | 2,627 | 2.00 | 2.00 |
| 5201 | Junior Engineer | 2,890 | B | 3,513 | 1.00 | 1.00 |

Annual Salary Ordinance 2016-2017 and 2017-2018

Budgeted Position Counts (FTE) by Department and Job Code

| Job Code | Title | Low | Type | High | 2016-2017 FTE | 2017-2018 FTE |
|---|--|-------|------|-------|------------------|------------------|
| DPW GENERAL SERVICES AGENCY - PUBLIC WORKS | | | | | | |
| Program: | BAT STREET USE MANAGEMENT | | | | | |
| Subfund: | 1G AGF AAA GF-NON-PROJECT-CONTROLLED | | | | | |
| 5203 | Assistant Engineer | 3,263 | B | 3,966 | 4.00 | 4.00 |
| 5207 | Associate Engineer | 3,799 | B | 4,617 | 1.00 | 1.00 |
| 5364 | Engineering Associate I | 2,700 | B | 3,282 | 3.00 | 3.00 |
| 6230 | Street Inspector | 2,596 | B | 3,155 | 11.54 | 12.00 |
| 6231 | Senior Street Inspector | 3,005 | B | 3,653 | 1.00 | 1.00 |
| 6232 | Street Inspection Supervisor | 3,479 | B | 4,229 | 0.50 | 0.50 |
| 6266 | Senior Plan Checker | 3,910 | B | 4,753 | 1.00 | 1.00 |
| TEMPM | Temporary - Miscellaneous | 0.00 | B | 0.00 | 0.21 | 0.21 |
| SubFund Total: | | | | | 27.25 | 27.71 |
| Subfund: | 1G AGF PWF GF-DPW WORK ORDER FUND | | | | | |
| 0932 | Manager IV | 4,551 | B | 5,809 | 1.00 | 1.00 |
| 0941 | Manager VI | 5,269 | B | 6,725 | 1.00 | 1.00 |
| 1053 | IS Business Analyst-Senior | 3,520 | B | 4,428 | 1.00 | 1.00 |
| 1820 | Junior Administrative Analyst | 2,161 | B | 2,627 | 4.00 | 4.00 |
| 1822 | Administrative Analyst | 2,841 | B | 3,453 | 5.54 | 6.00 |
| 1827 | Administrative Services Manager | 3,346 | B | 4,067 | 1.00 | 1.00 |
| 5203 | Assistant Engineer | 3,263 | B | 3,966 | 7.00 | 7.00 |
| 5211 | Engineer/Architect/Landscape Architect S | 5,090 | B | 6,187 | 1.00 | 1.00 |
| 5216 | Chief Surveyor | 4,106 | B | 4,991 | 7.00 | 7.00 |
| 5241 | Engineer | 4,397 | B | 5,345 | 2.00 | 2.00 |
| 5310 | Survey Assistant I | 2,449 | B | 2,977 | 10.00 | 10.00 |
| 5312 | Survey Assistant II | 2,752 | B | 3,346 | 7.00 | 7.00 |
| 5314 | Survey Associate | 3,169 | B | 3,851 | 6.00 | 6.00 |
| 5362 | Engineering Assistant | 2,435 | B | 2,960 | 2.00 | 2.00 |
| 5366 | Engineering Associate II | 3,126 | B | 3,799 | 3.00 | 3.00 |
| 5506 | Project Manager III | 6,956 | B | 6,956 | 1.00 | 1.00 |
| 6230 | Street Inspector | 2,596 | B | 3,155 | 15.00 | 15.00 |
| 6231 | Senior Street Inspector | 3,005 | B | 3,653 | 3.00 | 3.00 |
| 6232 | Street Inspection Supervisor | 3,479 | B | 4,229 | 1.50 | 1.50 |
| TEMPM | Temporary - Miscellaneous | 0.00 | B | 0.00 | 1.28 | 1.25 |
| SubFund Total: | | | | | 80.32 | 80.75 |
| Subfund: | 2S PWF OHF DPW-OVERHEAD FUND | | | | | |

Annual Salary Ordinance 2016-2017 and 2017-2018

Budgeted Position Counts (FTE) by Department and Job Code

| Job Code | Title | Low | Type | High | 2016-2017 FTE | 2017-2018 FTE |
|---|--|-------|------|-----------------------|------------------|------------------|
| DPW GENERAL SERVICES AGENCY - PUBLIC WORKS | | | | | | |
| Program: | BAT STREET USE MANAGEMENT | | | | | |
| Subfund: | 2S PWF OHF DPW-OVERHEAD FUND | | | | | |
| 0932 | Manager IV | 4,551 | B | 5,809 | 1.00 | 1.00 |
| 0942 | Manager VII | 5,636 | B | 7,193 | 1.00 | 1.00 |
| 1820 | Junior Administrative Analyst | 2,161 | B | 2,627 | 1.00 | 1.00 |
| 1822 | Administrative Analyst | 2,841 | B | 3,453 | 1.00 | 1.00 |
| 1827 | Administrative Services Manager | 3,346 | B | 4,067 | 1.00 | 1.00 |
| 5320 | Illustrator And Art Designer | 2,700 | B | 3,282 | 1.00 | 1.00 |
| 5508 | Project Manager IV | 7,758 | B | 7,758 | 1.00 | 1.00 |
| 6318 | Construction Inspector | 3,295 | B | 4,006 | 1.00 | 1.00 |
| TEMPM | Temporary - Miscellaneous | 0.00 | B | 0.00 | 0.22 | 0.22 |
| | | | | SubFund Total: | 8.22 | 8.22 |
| | | | | Program Total: | 115.79 | 116.68 |
| Program: | BAZ STREET ENVIRONMENTAL SERVICES | | | | | |
| Subfund: | 1G AGF AAA GF-NON-PROJECT-CONTROLLED | | | | | |
| 1310 | Public Relations Assistant | 1,980 | B | 2,407 | 0.77 | 1.00 |
| 1312 | Public Information Officer | 2,621 | B | 3,187 | 6.00 | 6.00 |
| 1314 | Public Relations Officer | 3,126 | B | 3,799 | 1.00 | 1.00 |
| 1704 | Communications Dispatcher I | 1,941 | B | 2,360 | 7.00 | 7.00 |
| 2917 | Program Support Analyst | 3,403 | B | 4,137 | 4.88 | 5.00 |
| 7215 | General Laborer Supervisor I | 2,297 | B | 2,793 | 27.54 | 28.00 |
| 7281 | Street Environmental Services Operations | 3,155 | B | 3,836 | 12.31 | 13.00 |
| 7355 | Truck Driver | 2,539 | B | 3,234 | 9.77 | 10.00 |
| 7501 | Environmental Service Worker | 1,265 | B | 2,019 | 14.00 | 14.00 |
| 7514 | General Laborer | 2,074 | B | 2,521 | 154.42 | 159.50 |
| TEMPM | Temporary - Miscellaneous | 0.00 | B | 0.00 | 4.33 | 0.39 |
| | | | | SubFund Total: | 242.02 | 244.89 |
| Subfund: | 1G AGF PWF GF-DPW WORK ORDER FUND | | | | | |
| 1704 | Communications Dispatcher I | 1,941 | B | 2,360 | 2.00 | 2.00 |
| 7215 | General Laborer Supervisor I | 2,297 | B | 2,793 | 1.00 | 1.00 |
| 7355 | Truck Driver | 2,539 | B | 3,234 | 7.00 | 7.00 |
| 7501 | Environmental Service Worker | 1,265 | B | 2,019 | 5.00 | 5.00 |
| 7514 | General Laborer | 2,074 | B | 2,521 | 6.00 | 6.00 |
| | | | | SubFund Total: | 21.00 | 21.00 |

Annual Salary Ordinance 2016-2017 and 2017-2018

Budgeted Position Counts (FTE) by Department and Job Code

| Job Code | Title | Low | Type | High | 2016-2017 FTE | 2017-2018 FTE |
|---|--|-------|------|-------|------------------|------------------|
| DPW GENERAL SERVICES AGENCY - PUBLIC WORKS | | | | | | |
| Program: | BAZ STREET ENVIRONMENTAL SERVICES | | | | | |
| Subfund: | 2S GTF GTN GAS TAX - ANNUALLY BUDGETED | | | | | |
| 7215 | General Laborer Supervisor I | 2,297 | B | 2,793 | 5.77 | 6.00 |
| 7281 | Street Environmental Services Operations | 3,155 | B | 3,836 | 1.00 | 1.00 |
| 7355 | Truck Driver | 2,539 | B | 3,234 | 26.54 | 27.00 |
| 7514 | General Laborer | 2,074 | B | 2,521 | 13.00 | 13.00 |
| TEMPM | Temporary - Miscellaneous | 0.00 | B | 0.00 | 6.42 | 5.80 |
| SubFund Total: | | | | | 52.73 | 52.80 |
| Subfund: | 2S PWF OHF DPW-OVERHEAD FUND | | | | | |
| 0932 | Manager IV | 4,551 | B | 5,809 | 3.00 | 3.00 |
| 0942 | Manager VII | 5,636 | B | 7,193 | 1.00 | 1.00 |
| 1406 | Senior Clerk | 1,823 | B | 2,215 | 1.00 | 1.00 |
| 1634 | Principal Account Clerk | 2,466 | B | 2,997 | 1.00 | 1.00 |
| SubFund Total: | | | | | 6.00 | 6.00 |
| Program Total: | | | | | 321.75 | 324.69 |
| Program: | BKJ GENERAL ADMINISTRATION | | | | | |
| Subfund: | 2S PWF OHF DPW-OVERHEAD FUND | | | | | |
| 0922 | Manager I | 3,661 | B | 4,672 | 1.77 | 2.00 |
| 0923 | Manager II | 3,931 | B | 5,018 | 2.00 | 2.00 |
| 0931 | Manager III | 4,238 | B | 5,408 | 2.00 | 2.00 |
| 0932 | Manager IV | 4,551 | B | 5,809 | 4.00 | 4.00 |
| 0933 | Manager V | 4,905 | B | 6,260 | 3.00 | 3.00 |
| 0941 | Manager VI | 5,269 | B | 6,725 | 3.00 | 3.00 |
| 0954 | Deputy Director IV | 5,991 | B | 7,647 | 4.00 | 4.00 |
| 0964 | Department Head IV | 6,888 | B | 8,791 | 1.00 | 1.00 |
| 1042 | IS Engineer-Journey | 3,768 | B | 4,740 | 3.00 | 3.00 |
| 1044 | IS Engineer-Principal | 4,493 | B | 5,651 | 3.00 | 3.00 |
| 1051 | IS Business Analyst-Assistant | 2,626 | B | 3,303 | 2.00 | 2.00 |
| 1052 | IS Business Analyst | 3,041 | B | 3,825 | 2.00 | 2.00 |
| 1053 | IS Business Analyst-Senior | 3,520 | B | 4,428 | 7.00 | 7.00 |
| 1054 | IS Business Analyst-Principal | 4,076 | B | 5,126 | 7.00 | 7.00 |
| 1070 | IS Project Director | 4,493 | B | 5,651 | 4.00 | 4.00 |
| 1091 | IT Operations Support Administrator I | 1,994 | B | 2,424 | 1.00 | 1.00 |
| 1092 | IT Operations Support Administrator II | 2,342 | B | 2,847 | 2.00 | 2.00 |

Annual Salary Ordinance 2016-2017 and 2017-2018

Budgeted Position Counts (FTE) by Department and Job Code

| Job Code | Title | Low | Type | High | 2016-2017 FTE | 2017-2018 FTE |
|-----------------------|---|------------------------|------|-------|------------------|------------------|
| DPW | GENERAL SERVICES AGENCY - PUBLIC WORKS | | | | | |
| Program: | BKJ | GENERAL ADMINISTRATION | | | | |
| Subfund: | 2S PWF OHF | DPW-OVERHEAD FUND | | | | |
| 1093 | IT Operations Support Administrator III | 2,847 | B | 3,460 | 3.00 | 3.00 |
| 1094 | IT Operations Support Administrator IV | 3,460 | B | 4,206 | 3.00 | 3.00 |
| 1095 | IT Operations Support Administrator V | 3,724 | B | 4,527 | 1.00 | 1.00 |
| 1314 | Public Relations Officer | 3,126 | B | 3,799 | 3.00 | 3.00 |
| 1326 | Customer Service Agent Supervisor | 2,711 | B | 3,295 | 1.00 | 1.00 |
| 1402 | Junior Clerk | 1,615 | B | 1,960 | 1.00 | 1.00 |
| 1404 | Clerk | 1,756 | B | 2,135 | 2.00 | 2.00 |
| 1426 | Senior Clerk Typist | 2,004 | B | 2,435 | 1.00 | 1.00 |
| 1450 | Executive Secretary I | 2,407 | B | 2,926 | 1.00 | 1.00 |
| 1454 | Executive Secretary III | 2,874 | B | 3,493 | 1.00 | 1.00 |
| 1632 | Senior Account Clerk | 2,183 | B | 2,654 | 3.77 | 4.00 |
| 1634 | Principal Account Clerk | 2,466 | B | 2,997 | 3.00 | 3.00 |
| 1652 | Accountant II | 2,632 | B | 3,199 | 2.00 | 2.00 |
| 1654 | Accountant III | 3,189 | B | 3,873 | 4.00 | 4.00 |
| 1657 | Accountant IV | 3,689 | B | 4,484 | 2.00 | 2.00 |
| 1820 | Junior Administrative Analyst | 2,161 | B | 2,627 | 9.00 | 9.00 |
| 1822 | Administrative Analyst | 2,841 | B | 3,453 | 12.77 | 13.00 |
| 1823 | Senior Administrative Analyst | 3,313 | B | 4,028 | 7.00 | 7.00 |
| 1824 | Principal Administrative Analyst | 3,836 | B | 4,662 | 8.00 | 8.00 |
| 1825 | Prinicpal Administrative Analyst II | 4,197 | B | 5,101 | 2.00 | 2.00 |
| 1840 | Junior Management Assistant | 2,303 | B | 2,800 | 1.00 | 1.00 |
| 1842 | Management Assistant | 2,614 | B | 3,178 | 1.77 | 2.00 |
| 1932 | Assistant Storekeeper | 1,752 | B | 2,130 | 1.50 | 1.50 |
| 1934 | Storekeeper | 1,923 | B | 2,337 | 1.00 | 1.00 |
| 1936 | Senior Storekeeper | 2,048 | B | 2,490 | 2.00 | 2.00 |
| 7108 | Heavy Equipment Operations Assistant Sup | 3,387 | B | 4,117 | 2.00 | 2.00 |
| 7208 | Heavy Equipment Operations Supervisor | 3,557 | B | 4,323 | 1.00 | 1.00 |
| 7262 | Maintenance Planner | 4,428 | B | 4,428 | 3.00 | 3.00 |
| 8207 | Building And Grounds Patrol Officer | 2,048 | B | 2,490 | 1.00 | 1.00 |
| TEMPM | Temporary - Miscellaneous | 0.00 | B | 0.00 | 4.29 | 4.00 |
| SubFund Total: | | | | | 140.87 | 141.50 |

Annual Salary Ordinance 2016-2017 and 2017-2018

Budgeted Position Counts (FTE) by Department and Job Code

| Job Code | Title | Low | Type | High | 2016-2017 FTE | 2017-2018 FTE | |
|------------|---|------------------------|------------|-------------------|------------------|------------------|--|
| DPW | GENERAL SERVICES AGENCY - PUBLIC WORKS | | | | | | |
| Program: | BKJ | GENERAL ADMINISTRATION | | | | | |
| | | | | Program Total: | 140.87 | 141.50 | |
| | | | DPW | Department Total: | 1,625.77 | 1,640.16 | |

Annual Salary Ordinance 2016-2017 and 2017-2018

Budgeted Position Counts (FTE) by Department and Job Code

| Job Code | Title | Low | Type | High | 2016-2017 FTE | 2017-2018 FTE |
|---------------------------|--------------------------------------|---------------------------------|------|-------|------------------|------------------|
| DSS HUMAN SERVICES | | | | | | |
| Program: | CAG | CALWORKS | | | | |
| Subfund: | 1G AGF AAA | GF-NON-PROJECT-CONTROLLED | | | | |
| 0923 | Manager II | 3,931 | B | 5,018 | 3.00 | 3.00 |
| 0932 | Manager IV | 4,551 | B | 5,809 | 1.00 | 1.00 |
| 1404 | Clerk | 1,756 | B | 2,135 | 8.00 | 8.00 |
| 1408 | Principal Clerk | 2,407 | B | 2,926 | 2.00 | 2.00 |
| 1424 | Clerk Typist | 1,827 | B | 2,221 | 1.00 | 1.00 |
| 1426 | Senior Clerk Typist | 2,004 | B | 2,435 | 17.00 | 17.00 |
| 1446 | Secretary II | 2,209 | B | 2,685 | 1.00 | 1.00 |
| 1822 | Administrative Analyst | 2,841 | B | 3,453 | 2.00 | 2.00 |
| 1823 | Senior Administrative Analyst | 3,313 | B | 4,028 | 2.00 | 2.00 |
| 2905 | Senior Eligibility Worker | 1,980 | B | 3,041 | 61.00 | 61.00 |
| 2907 | Eligibility Worker Supervisor | 2,772 | B | 3,369 | 6.00 | 6.00 |
| 2913 | Program Specialist | 2,772 | B | 3,369 | 2.00 | 2.00 |
| 2915 | Program Specialist Supervisor | 3,208 | B | 3,899 | 2.00 | 2.00 |
| 2916 | Social Work Specialist | 2,772 | B | 3,369 | 38.62 | 40.00 |
| 2917 | Program Support Analyst | 3,403 | B | 4,137 | 1.77 | 2.00 |
| 2918 | HSA Social Worker | 2,038 | B | 3,132 | 2.00 | 2.00 |
| 9703 | Employment & Training Specialist II | 2,058 | B | 3,226 | 50.00 | 50.00 |
| 9704 | Employment & Training Specialist III | 2,719 | B | 3,304 | 1.77 | 2.00 |
| 9705 | Employment & Training Specialist IV | 2,997 | B | 3,643 | 10.00 | 10.00 |
| SubFund Total: | | | | | 212.16 | 214.00 |
| Program Total: | | | | | 212.16 | 214.00 |
| Program: | CAI | COUNTY ADULT ASSISTANCE PROGRAM | | | | |
| Subfund: | 1G AGF AAA | GF-NON-PROJECT-CONTROLLED | | | | |
| 0923 | Manager II | 3,931 | B | 5,018 | 4.00 | 4.00 |
| 0932 | Manager IV | 4,551 | B | 5,809 | 1.00 | 1.00 |
| 1404 | Clerk | 1,756 | B | 2,135 | 10.00 | 10.00 |
| 1408 | Principal Clerk | 2,407 | B | 2,926 | 1.00 | 1.00 |
| 1426 | Senior Clerk Typist | 2,004 | B | 2,435 | 16.00 | 16.00 |
| 1842 | Management Assistant | 2,614 | B | 3,178 | 1.00 | 1.00 |
| 2110 | Medical Records Clerk | 2,074 | B | 2,521 | 3.00 | 3.00 |
| 2230 | Physician Specialist | 6,103 | B | 8,641 | 4.00 | 4.00 |
| 2232 | Senior Physician Specialist | 6,729 | B | 9,301 | 0.75 | 0.75 |
| 2574 | Clinical Psychologist | 3,503 | B | 4,258 | 9.00 | 9.00 |

Annual Salary Ordinance 2016-2017 and 2017-2018

Budgeted Position Counts (FTE) by Department and Job Code

| Job Code | Title | Low | Type | High | 2016-2017 FTE | 2017-2018 FTE |
|---------------------------|---|---------------------------------|------|-------|------------------|------------------|
| DSS HUMAN SERVICES | | | | | | |
| Program: | CAI | COUNTY ADULT ASSISTANCE PROGRAM | | | | |
| Subfund: | 1G AGF AAA | GF-NON-PROJECT-CONTROLLED | | | | |
| 2576 | Supervising Clinical Psychologist | 3,910 | B | 4,753 | 1.00 | 1.00 |
| 2586 | Health Worker II | 1,994 | B | 2,424 | 1.77 | 2.00 |
| 2905 | Senior Eligibility Worker | 1,980 | B | 3,041 | 86.00 | 86.00 |
| 2907 | Eligibility Worker Supervisor | 2,772 | B | 3,369 | 11.00 | 11.00 |
| 2913 | Program Specialist | 2,772 | B | 3,369 | 4.00 | 4.00 |
| 2930 | Psychiatric Social Worker | 3,027 | B | 3,679 | 19.00 | 19.00 |
| 2932 | Senior Psychiatric Social Worker | 3,162 | B | 3,844 | 1.00 | 1.00 |
| 2935 | Senior Marriage, Family & Child Counselor | 3,162 | B | 3,844 | 2.00 | 2.00 |
| 9705 | Employment & Training Specialist IV | 2,997 | B | 3,643 | 1.00 | 1.00 |
| SubFund Total: | | | | | 176.52 | 176.75 |
| Program Total: | | | | | 176.52 | 176.75 |
| Program: | CAL | FAMILY AND CHILDREN'S SERVICE | | | | |
| Subfund: | 1G AGF AAA | GF-NON-PROJECT-CONTROLLED | | | | |
| 0923 | Manager II | 3,931 | B | 5,018 | 8.77 | 9.00 |
| 0931 | Manager III | 4,238 | B | 5,408 | 1.00 | 1.00 |
| 0932 | Manager IV | 4,551 | B | 5,809 | 5.00 | 5.00 |
| 1404 | Clerk | 1,756 | B | 2,135 | 12.54 | 13.00 |
| 1406 | Senior Clerk | 1,823 | B | 2,215 | 1.00 | 1.00 |
| 1408 | Principal Clerk | 2,407 | B | 2,926 | 3.00 | 3.00 |
| 1426 | Senior Clerk Typist | 2,004 | B | 2,435 | 16.00 | 16.00 |
| 1430 | Transcriber Typist | 2,004 | B | 2,435 | 4.00 | 4.00 |
| 1444 | Secretary I | 1,909 | B | 2,319 | 2.00 | 2.00 |
| 1450 | Executive Secretary I | 2,407 | B | 2,926 | 1.00 | 1.00 |
| 1822 | Administrative Analyst | 2,841 | B | 3,453 | 1.00 | 1.00 |
| 1823 | Senior Administrative Analyst | 3,313 | B | 4,028 | 2.00 | 2.00 |
| 1840 | Junior Management Assistant | 2,303 | B | 2,800 | 4.31 | 5.00 |
| 1842 | Management Assistant | 2,614 | B | 3,178 | 1.00 | 1.00 |
| 2904 | Human Services Technician | 2,124 | B | 2,582 | 34.00 | 34.00 |
| 2905 | Senior Eligibility Worker | 1,980 | B | 3,041 | 21.00 | 21.00 |
| 2907 | Eligibility Worker Supervisor | 2,772 | B | 3,369 | 3.00 | 3.00 |
| 2913 | Program Specialist | 2,772 | B | 3,369 | 1.00 | 1.00 |
| 2914 | Social Work Supervisor | 2,896 | B | 3,520 | 9.00 | 9.00 |

Annual Salary Ordinance 2016-2017 and 2017-2018

Budgeted Position Counts (FTE) by Department and Job Code

| Job Code | Title | Low | Type | High | 2016-2017 FTE | 2017-2018 FTE |
|---------------------------|---------------------------------|-------------------------------|------|--------|------------------|------------------|
| DSS HUMAN SERVICES | | | | | | |
| Program: | CAL | FAMILY AND CHILDREN'S SERVICE | | | | |
| Subfund: | 1G AGF AAA | GF-NON-PROJECT-CONTROLLED | | | | |
| 2916 | Social Work Specialist | 2,772 | B | 3,369 | 9.00 | 9.00 |
| 2917 | Program Support Analyst | 3,403 | B | 4,137 | 5.77 | 6.00 |
| 2918 | HSA Social Worker | 2,038 | B | 3,132 | 50.00 | 50.00 |
| 2940 | Protective Services Worker | 3,027 | B | 3,862 | 147.00 | 147.00 |
| 2944 | Protective Services Supervisor | 3,403 | B | 4,343 | 32.00 | 32.00 |
| TEMPM | Temporary - Miscellaneous | 0.00 | B | 0.00 | 3.10 | 3.03 |
| SubFund Total: | | | | | 377.49 | 379.03 |
| Program Total: | | | | | 377.49 | 379.03 |
| Program: | CAO | ADMINISTRATIVE SUPPORT | | | | |
| Subfund: | 1G AGF AAA | GF-NON-PROJECT-CONTROLLED | | | | |
| 0922 | Manager I | 3,661 | B | 4,672 | 1.00 | 1.00 |
| 0923 | Manager II | 3,931 | B | 5,018 | 3.00 | 3.00 |
| 0931 | Manager III | 4,238 | B | 5,408 | 6.00 | 6.00 |
| 0932 | Manager IV | 4,551 | B | 5,809 | 4.00 | 4.00 |
| 0933 | Manager V | 4,905 | B | 6,260 | 1.77 | 2.00 |
| 0941 | Manager VI | 5,269 | B | 6,725 | 1.00 | 1.00 |
| 0942 | Manager VII | 5,636 | B | 7,193 | 1.00 | 1.00 |
| 0953 | Deputy Director III | 5,269 | B | 6,725 | 2.00 | 2.00 |
| 0954 | Deputy Director IV | 5,991 | B | 7,647 | 3.00 | 3.00 |
| 0965 | Department Head V | 8,559 | B | 10,924 | 1.00 | 1.00 |
| 1031 | IS Trainer-Assistant | 2,342 | B | 2,847 | 1.00 | 1.00 |
| 1032 | IS Trainer-Journey | 2,847 | B | 3,460 | 1.00 | 1.00 |
| 1042 | IS Engineer-Journey | 3,768 | B | 4,740 | 2.00 | 2.00 |
| 1043 | IS Engineer-Senior | 4,177 | B | 5,252 | 3.54 | 4.00 |
| 1044 | IS Engineer-Principal | 4,493 | B | 5,651 | 2.54 | 3.00 |
| 1051 | IS Business Analyst-Assistant | 2,626 | B | 3,303 | 2.00 | 2.00 |
| 1052 | IS Business Analyst | 3,041 | B | 3,825 | 5.00 | 5.00 |
| 1053 | IS Business Analyst-Senior | 3,520 | B | 4,428 | 15.54 | 16.00 |
| 1054 | IS Business Analyst-Principal | 4,076 | B | 5,126 | 4.77 | 5.00 |
| 1062 | IS Programmer Analyst | 2,626 | B | 3,303 | 1.00 | 1.00 |
| 1063 | IS Programmer Analyst-Senior | 3,189 | B | 4,016 | 5.00 | 5.00 |
| 1064 | IS Programmer Analyst-Principal | 3,714 | B | 4,673 | 3.77 | 4.00 |
| 1070 | IS Project Director | 4,493 | B | 5,651 | 1.77 | 2.00 |

Annual Salary Ordinance 2016-2017 and 2017-2018

Budgeted Position Counts (FTE) by Department and Job Code

| Job Code | Title | Low | Type | High | 2016-2017 FTE | 2017-2018 FTE |
|---------------------------|---|---------------------------|------|-------|------------------|------------------|
| DSS HUMAN SERVICES | | | | | | |
| Program: | CAO | ADMINISTRATIVE SUPPORT | | | | |
| Subfund: | 1G AGF AAA | GF-NON-PROJECT-CONTROLLED | | | | |
| 1091 | IT Operations Support Administrator I | 1,994 | B | 2,424 | 3.00 | 3.00 |
| 1092 | IT Operations Support Administrator II | 2,342 | B | 2,847 | 9.00 | 9.00 |
| 1093 | IT Operations Support Administrator III | 2,847 | B | 3,460 | 7.00 | 7.00 |
| 1094 | IT Operations Support Administrator IV | 3,460 | B | 4,206 | 3.00 | 3.00 |
| 1095 | IT Operations Support Administrator V | 3,724 | B | 4,527 | 1.00 | 1.00 |
| 1202 | Personnel Clerk | 1,955 | B | 2,377 | 3.00 | 3.00 |
| 1203 | Personnel Technician | 2,371 | B | 2,882 | 1.00 | 1.00 |
| 1204 | Senior Personnel Clerk | 2,264 | B | 2,752 | 7.00 | 7.00 |
| 1220 | Payroll Clerk | 2,247 | B | 2,732 | 5.00 | 5.00 |
| 1226 | Chief Payroll And Personnel Clerk | 2,868 | B | 3,486 | 1.00 | 1.00 |
| 1232 | Training Officer | 2,989 | B | 3,633 | 6.00 | 6.00 |
| 1241 | Personnel Analyst | 2,449 | B | 3,604 | 11.77 | 12.00 |
| 1244 | Senior Personnel Analyst | 3,460 | B | 4,206 | 10.00 | 10.00 |
| 1404 | Clerk | 1,756 | B | 2,135 | 12.00 | 12.00 |
| 1406 | Senior Clerk | 1,823 | B | 2,215 | 8.00 | 8.00 |
| 1408 | Principal Clerk | 2,407 | B | 2,926 | 5.00 | 5.00 |
| 1426 | Senior Clerk Typist | 2,004 | B | 2,435 | 5.00 | 5.00 |
| 1446 | Secretary II | 2,209 | B | 2,685 | 2.00 | 2.00 |
| 1452 | Executive Secretary II | 2,647 | B | 3,217 | 2.00 | 2.00 |
| 1548 | Secretary, Human Services Commission | 3,126 | B | 3,799 | 0.50 | 0.50 |
| 1630 | Account Clerk | 1,886 | B | 2,292 | 19.00 | 19.00 |
| 1632 | Senior Account Clerk | 2,183 | B | 2,654 | 26.00 | 26.00 |
| 1634 | Principal Account Clerk | 2,466 | B | 2,997 | 7.00 | 7.00 |
| 1652 | Accountant II | 2,632 | B | 3,199 | 3.00 | 3.00 |
| 1654 | Accountant III | 3,189 | B | 3,873 | 3.00 | 3.00 |
| 1657 | Accountant IV | 3,689 | B | 4,484 | 1.00 | 1.00 |
| 1706 | Telephone Operator | 1,744 | B | 2,120 | 3.00 | 3.00 |
| 1760 | Offset Machine Operator | 2,033 | B | 2,472 | 1.00 | 1.00 |
| 1820 | Junior Administrative Analyst | 2,161 | B | 2,627 | 2.00 | 2.00 |
| 1822 | Administrative Analyst | 2,841 | B | 3,453 | 12.00 | 12.00 |
| 1823 | Senior Administrative Analyst | 3,313 | B | 4,028 | 17.58 | 18.50 |

Annual Salary Ordinance 2016-2017 and 2017-2018

Budgeted Position Counts (FTE) by Department and Job Code

| Job Code | Title | Low | Type | High | 2016-2017 FTE | 2017-2018 FTE |
|---------------------------|--|---------------------------------|------|-------|------------------|------------------|
| DSS HUMAN SERVICES | | | | | | |
| Program: | CAO | ADMINISTRATIVE SUPPORT | | | | |
| Subfund: | 1G AGF AAA | GF-NON-PROJECT-CONTROLLED | | | | |
| 1824 | Principal Administrative Analyst | 3,836 | B | 4,662 | 9.00 | 9.00 |
| 1827 | Administrative Services Manager | 3,346 | B | 4,067 | 1.00 | 1.00 |
| 1840 | Junior Management Assistant | 2,303 | B | 2,800 | 2.00 | 2.00 |
| 1842 | Management Assistant | 2,614 | B | 3,178 | 3.00 | 3.00 |
| 1934 | Storekeeper | 1,923 | B | 2,337 | 1.00 | 1.00 |
| 2320 | Registered Nurse | 4,479 | B | 5,884 | 1.00 | 1.00 |
| 2913 | Program Specialist | 2,772 | B | 3,369 | 34.00 | 34.00 |
| 2916 | Social Work Specialist | 2,772 | B | 3,369 | 2.00 | 2.00 |
| 2917 | Program Support Analyst | 3,403 | B | 4,137 | 7.31 | 8.00 |
| 2966 | Welfare Fraud Investigator | 3,234 | B | 3,931 | 6.00 | 6.00 |
| 2967 | Supervising Welfare Fraud Investigator | 3,513 | B | 4,270 | 1.00 | 1.00 |
| 4308 | Senior Collections Officer | 2,435 | B | 2,960 | 7.00 | 7.00 |
| 4366 | Collection Supervisor | 2,621 | B | 3,187 | 1.00 | 1.00 |
| 5177 | Safety Officer | 4,246 | B | 5,161 | 0.77 | 1.00 |
| 5265 | Architectural Associate I | 3,263 | B | 3,966 | 1.00 | 1.00 |
| 7203 | Buildings And Grounds Maintenance Superv | 4,174 | B | 4,174 | 1.00 | 1.00 |
| 7219 | Maintenance Scheduler | 2,466 | B | 2,997 | 1.00 | 1.00 |
| 7333 | Apprentice Stationary Engineer | 2,181 | B | 3,187 | 1.00 | 1.00 |
| 7334 | Stationary Engineer | 3,355 | B | 3,355 | 2.00 | 2.00 |
| 7335 | Senior Stationary Engineer | 3,802 | B | 3,802 | 1.77 | 2.00 |
| 7524 | Institution Utility Worker | 1,752 | B | 2,130 | 6.00 | 6.00 |
| 8177 | Attorney (Civil/Criminal) | 4,152 | B | 7,273 | 1.00 | 1.00 |
| 8603 | Emergency Services Coordinator III | 3,446 | B | 4,188 | 1.00 | 1.00 |
| TEMPM | Temporary - Miscellaneous | 0.00 | B | 0.00 | 1.62 | 1.58 |
| SubFund Total: | | | | | 363.02 | 367.58 |
| Subfund: | 2S HWF GNC | GRANTS; NON-PROJECT; CONTINUING | | | | |
| 0941 | Manager VI | 5,269 | B | 6,725 | 1.00 | 1.00 |
| SubFund Total: | | | | | 1.00 | 1.00 |
| Program Total: | | | | | 364.02 | 368.58 |
| Program: | CGO | ADULT PROTECTIVE SERVICES | | | | |
| Subfund: | 1G AGF AAA | GF-NON-PROJECT-CONTROLLED | | | | |
| 0923 | Manager II | 3,931 | B | 5,018 | 0.77 | 1.00 |

Annual Salary Ordinance 2016-2017 and 2017-2018

Budgeted Position Counts (FTE) by Department and Job Code

| Job Code | Title | Low | Type | High | 2016-2017 FTE | 2017-2018 FTE |
|---------------------------|--------------------------------|--|------|-------|------------------|------------------|
| DSS HUMAN SERVICES | | | | | | |
| Program: CGO | | ADULT PROTECTIVE SERVICES | | | | |
| Subfund: 1G AGF AAA | | GF-NON-PROJECT-CONTROLLED | | | | |
| 0931 | Manager III | 4,238 | B | 5,408 | 1.00 | 1.00 |
| 1404 | Clerk | 1,756 | B | 2,135 | 1.00 | 1.00 |
| 1426 | Senior Clerk Typist | 2,004 | B | 2,435 | 2.00 | 2.00 |
| 1822 | Administrative Analyst | 2,841 | B | 3,453 | 1.00 | 1.00 |
| 2904 | Human Services Technician | 2,124 | B | 2,582 | 3.00 | 3.00 |
| 2918 | HSA Social Worker | 2,038 | B | 3,132 | 1.00 | 1.00 |
| 2940 | Protective Services Worker | 3,027 | B | 3,862 | 43.62 | 45.00 |
| 2944 | Protective Services Supervisor | 3,403 | B | 4,343 | 7.77 | 8.00 |
| SubFund Total: | | | | | 61.16 | 63.00 |
| Program Total: | | | | | 61.16 | 63.00 |
| Program: CGP | | DIVERSION AND COMMUNITY INTEGRATION PROG | | | | |
| Subfund: 2S HWF DSS | | DSS-SPECIAL REVENUE FUND | | | | |
| 1822 | Administrative Analyst | 2,841 | B | 3,453 | 1.00 | 1.00 |
| 2930 | Psychiatric Social Worker | 3,027 | B | 3,679 | 1.00 | 1.00 |
| 2940 | Protective Services Worker | 3,027 | B | 3,862 | 2.00 | 2.00 |
| SubFund Total: | | | | | 4.00 | 4.00 |
| Program Total: | | | | | 4.00 | 4.00 |
| Program: CGQ | | INTEGRATED INTAKE | | | | |
| Subfund: 1G AGF AAA | | GF-NON-PROJECT-CONTROLLED | | | | |
| 0923 | Manager II | 3,931 | B | 5,018 | 1.00 | 1.00 |
| 1404 | Clerk | 1,756 | B | 2,135 | 1.00 | 1.00 |
| 1840 | Junior Management Assistant | 2,303 | B | 2,800 | 1.00 | 1.00 |
| 2918 | HSA Social Worker | 2,038 | B | 3,132 | 2.00 | 2.00 |
| 2920 | Medical Social Worker | 3,027 | B | 3,679 | 12.00 | 12.00 |
| 2924 | Medical Social Work Supervisor | 3,387 | B | 4,117 | 2.77 | 3.00 |
| 2940 | Protective Services Worker | 3,027 | B | 3,862 | 5.00 | 5.00 |
| 2944 | Protective Services Supervisor | 3,403 | B | 4,343 | 1.00 | 1.00 |
| SubFund Total: | | | | | 25.77 | 26.00 |
| Program Total: | | | | | 25.77 | 26.00 |
| Program: CGR | | PUBLIC CONSERVATOR | | | | |
| Subfund: 1G AGF AAA | | GF-NON-PROJECT-CONTROLLED | | | | |
| 1430 | Transcriber Typist | 2,004 | B | 2,435 | 1.00 | 1.00 |
| 1432 | Senior Transcriber Typist | 2,209 | B | 2,685 | 1.00 | 1.00 |

Annual Salary Ordinance 2016-2017 and 2017-2018

Budgeted Position Counts (FTE) by Department and Job Code

| Job Code | Title | Low | Type | High | 2016-2017 FTE | 2017-2018 FTE |
|---|---|-------|------|-------|------------------|------------------|
| DSS HUMAN SERVICES | | | | | | |
| Program: CGR PUBLIC CONSERVATOR | | | | | | |
| Subfund: 1G AGF AAA GF-NON-PROJECT-CONTROLLED | | | | | | |
| 2232 | Senior Physician Specialist | 6,729 | B | 9,301 | 0.20 | 0.20 |
| 2908 | Senior Hospital Eligibility Worker | 2,502 | B | 3,041 | 0.50 | 0.50 |
| 2932 | Senior Psychiatric Social Worker | 3,162 | B | 3,844 | 1.00 | 1.00 |
| 2933 | Conservatorship/Case Management Supervis | 3,353 | B | 4,075 | 1.00 | 1.00 |
| 2940 | Protective Services Worker | 3,027 | B | 3,862 | 13.54 | 14.00 |
| SubFund Total: | | | | | 18.24 | 18.70 |
| Program Total: | | | | | 18.24 | 18.70 |
| Program: CGS PUBLIC GUARDIAN | | | | | | |
| Subfund: 1G AGF AAA GF-NON-PROJECT-CONTROLLED | | | | | | |
| 1458 | Legal Secretary I | 2,564 | B | 3,117 | 5.00 | 5.00 |
| 4230 | Estate Investigator | 2,752 | B | 3,346 | 10.00 | 10.00 |
| 4231 | Senior Estate Investigator | 2,960 | B | 3,597 | 2.00 | 2.00 |
| 8173 | Legal Assistant | 2,711 | B | 3,295 | 3.00 | 3.00 |
| 8177 | Attorney (Civil/Criminal) | 4,152 | B | 7,273 | 3.00 | 3.00 |
| SubFund Total: | | | | | 23.00 | 23.00 |
| Program Total: | | | | | 23.00 | 23.00 |
| Program: CGT REPRESENTATIVE PAYEE | | | | | | |
| Subfund: 1G AGF AAA GF-NON-PROJECT-CONTROLLED | | | | | | |
| 1408 | Principal Clerk | 2,407 | B | 2,926 | 1.00 | 1.00 |
| 1426 | Senior Clerk Typist | 2,004 | B | 2,435 | 1.00 | 1.00 |
| 4230 | Estate Investigator | 2,752 | B | 3,346 | 5.00 | 5.00 |
| SubFund Total: | | | | | 7.00 | 7.00 |
| Program Total: | | | | | 7.00 | 7.00 |
| Program: CGU DSS CHILDCARE | | | | | | |
| Subfund: 1G AGF AAA GF-NON-PROJECT-CONTROLLED | | | | | | |
| 0932 | Manager IV | 4,551 | B | 5,809 | 1.00 | 1.00 |
| 0961 | Department Head I | 4,551 | B | 5,809 | 1.00 | 1.00 |
| 1822 | Administrative Analyst | 2,841 | B | 3,453 | 3.54 | 4.00 |
| 1823 | Senior Administrative Analyst | 3,313 | B | 4,028 | 3.00 | 3.00 |
| 1842 | Management Assistant | 2,614 | B | 3,178 | 2.00 | 2.00 |
| 2914 | Social Work Supervisor | 2,896 | B | 3,520 | 0.77 | 1.00 |
| 2919 | Child Care Specialist | 1,615 | B | 1,960 | 6.00 | 6.00 |

Annual Salary Ordinance 2016-2017 and 2017-2018

Budgeted Position Counts (FTE) by Department and Job Code

| Job Code | Title | Low | Type | High | 2016-2017 FTE | 2017-2018 FTE |
|---------------------------|--------------------------------------|------------------------------------|------|-------|------------------|------------------|
| DSS HUMAN SERVICES | | | | | | |
| Program: | CGU | DSS CHILDCARE | | | | |
| Subfund: | 1G AGF AAA | GF-NON-PROJECT-CONTROLLED | | | | |
| SubFund Total: | | | | | 17.31 | 18.00 |
| Subfund: | 2S CHF CPR | CHILDREN'S FUND-CONTINUING PROJECT | | | | |
| 0923 | Manager II | 3,931 | B | 5,018 | 1.00 | 1.00 |
| 1822 | Administrative Analyst | 2,841 | B | 3,453 | 1.00 | 1.00 |
| 1824 | Principal Administrative Analyst | 3,836 | B | 4,662 | 1.00 | 1.00 |
| 1844 | Senior Management Assistant | 2,997 | B | 3,643 | 1.00 | 1.00 |
| 2917 | Program Support Analyst | 3,403 | B | 4,137 | 0.77 | 1.00 |
| 9772 | Community Development Specialist | 2,693 | B | 3,273 | 1.00 | 1.00 |
| 9774 | Senior Community Devl Specialist I | 3,117 | B | 3,788 | 1.00 | 1.00 |
| SubFund Total: | | | | | 6.77 | 7.00 |
| Program Total: | | | | | 24.08 | 25.00 |
| Program: | CGV | WELFARE TO WORK | | | | |
| Subfund: | 1G AGF AAA | GF-NON-PROJECT-CONTROLLED | | | | |
| 0923 | Manager II | 3,931 | B | 5,018 | 2.00 | 2.00 |
| 0931 | Manager III | 4,238 | B | 5,408 | 2.00 | 2.00 |
| 1404 | Clerk | 1,756 | B | 2,135 | 9.00 | 9.00 |
| 1406 | Senior Clerk | 1,823 | B | 2,215 | 1.00 | 1.00 |
| 1408 | Principal Clerk | 2,407 | B | 2,926 | 1.00 | 1.00 |
| 1424 | Clerk Typist | 1,827 | B | 2,221 | 1.00 | 1.00 |
| 1426 | Senior Clerk Typist | 2,004 | B | 2,435 | 8.00 | 8.00 |
| 1446 | Secretary II | 2,209 | B | 2,685 | 2.00 | 2.00 |
| 1820 | Junior Administrative Analyst | 2,161 | B | 2,627 | 2.00 | 2.00 |
| 1823 | Senior Administrative Analyst | 3,313 | B | 4,028 | 2.00 | 2.00 |
| 1842 | Management Assistant | 2,614 | B | 3,178 | 1.00 | 1.00 |
| 2591 | Health Program Coordinator II | 2,946 | B | 3,581 | 1.00 | 1.00 |
| 2905 | Senior Eligibility Worker | 1,980 | B | 3,041 | 1.00 | 1.00 |
| 2913 | Program Specialist | 2,772 | B | 3,369 | 5.00 | 5.00 |
| 2915 | Program Specialist Supervisor | 3,208 | B | 3,899 | 1.00 | 1.00 |
| 2916 | Social Work Specialist | 2,772 | B | 3,369 | 2.00 | 2.00 |
| 2917 | Program Support Analyst | 3,403 | B | 4,137 | 2.00 | 2.00 |
| 2918 | HSA Social Worker | 2,038 | B | 3,132 | 1.00 | 1.00 |
| 9703 | Employment & Training Specialist II | 2,058 | B | 3,226 | 4.00 | 4.00 |
| 9704 | Employment & Training Specialist III | 2,719 | B | 3,304 | 61.00 | 61.00 |

Annual Salary Ordinance 2016-2017 and 2017-2018

Budgeted Position Counts (FTE) by Department and Job Code

| Job Code | Title | Low | Type | High | 2016-2017 FTE | 2017-2018 FTE |
|---|-------------------------------------|-------|------|-------|------------------|------------------|
| DSS HUMAN SERVICES | | | | | | |
| Program: CGV WELFARE TO WORK | | | | | | |
| Subfund: 1G AGF AAA GF-NON-PROJECT-CONTROLLED | | | | | | |
| 9705 | Employment & Training Specialist IV | 2,997 | B | 3,643 | 10.00 | 10.00 |
| 9706 | Employment & Training Specialist V | 3,304 | B | 4,017 | 3.50 | 3.50 |
| TEMPM | Temporary - Miscellaneous | 0.00 | B | 0.00 | 31.69 | 30.96 |
| SubFund Total: | | | | | 154.19 | 153.46 |
| Subfund: 1G AGF ACP GF-CONTINUING PROJECTS | | | | | | |
| TEMPM | Temporary - Miscellaneous | 0.00 | B | 0.00 | 67.29 | 65.73 |
| SubFund Total: | | | | | 67.29 | 65.73 |
| Program Total: | | | | | 221.48 | 219.19 |
| Program: CGW SF BENEFITS NET | | | | | | |
| Subfund: 1G AGF AAA GF-NON-PROJECT-CONTROLLED | | | | | | |
| 0923 | Manager II | 3,931 | B | 5,018 | 9.54 | 10.00 |
| 0932 | Manager IV | 4,551 | B | 5,809 | 2.00 | 2.00 |
| 1404 | Clerk | 1,756 | B | 2,135 | 23.54 | 24.00 |
| 1406 | Senior Clerk | 1,823 | B | 2,215 | 36.77 | 37.00 |
| 1408 | Principal Clerk | 2,407 | B | 2,926 | 4.00 | 4.00 |
| 1426 | Senior Clerk Typist | 2,004 | B | 2,435 | 36.00 | 36.00 |
| 1446 | Secretary II | 2,209 | B | 2,685 | 1.00 | 1.00 |
| 1820 | Junior Administrative Analyst | 2,161 | B | 2,627 | 2.00 | 2.00 |
| 1823 | Senior Administrative Analyst | 3,313 | B | 4,028 | 3.00 | 3.00 |
| 1840 | Junior Management Assistant | 2,303 | B | 2,800 | 2.00 | 2.00 |
| 1842 | Management Assistant | 2,614 | B | 3,178 | 1.77 | 2.00 |
| 2905 | Senior Eligibility Worker | 1,980 | B | 3,041 | 391.23 | 394.00 |
| 2907 | Eligibility Worker Supervisor | 2,772 | B | 3,369 | 55.31 | 56.00 |
| 2913 | Program Specialist | 2,772 | B | 3,369 | 32.08 | 33.00 |
| 2914 | Social Work Supervisor | 2,896 | B | 3,520 | 1.00 | 1.00 |
| 2917 | Program Support Analyst | 3,403 | B | 4,137 | 4.77 | 5.00 |
| 2918 | HSA Social Worker | 2,038 | B | 3,132 | 4.00 | 4.00 |
| TEMPM | Temporary - Miscellaneous | 0.00 | B | 0.00 | 0.53 | 0.52 |
| SubFund Total: | | | | | 610.54 | 616.52 |
| Program Total: | | | | | 610.54 | 616.52 |
| Program: CIF OFFICE ON AGING | | | | | | |
| Subfund: 1G AGF AAA GF-NON-PROJECT-CONTROLLED | | | | | | |
| 0922 | Manager I | 3,661 | B | 4,672 | 0.63 | 0.63 |

Annual Salary Ordinance 2016-2017 and 2017-2018

Budgeted Position Counts (FTE) by Department and Job Code

| Job Code | Title | Low | Type | High | 2016-2017 FTE | 2017-2018 FTE |
|---------------------------|----------------------------------|---------------------------|------|-------|------------------|------------------|
| DSS HUMAN SERVICES | | | | | | |
| Program: | CIF | OFFICE ON AGING | | | | |
| Subfund: | 1G AGF AAA | GF-NON-PROJECT-CONTROLLED | | | | |
| 0923 | Manager II | 3,931 | B | 5,018 | 1.00 | 1.00 |
| 0931 | Manager III | 4,238 | B | 5,408 | 1.00 | 1.00 |
| 0953 | Deputy Director III | 5,269 | B | 6,725 | 1.77 | 2.00 |
| 0963 | Department Head III | 5,991 | B | 7,647 | 1.00 | 1.00 |
| 1404 | Clerk | 1,756 | B | 2,135 | 1.00 | 1.00 |
| 1426 | Senior Clerk Typist | 2,004 | B | 2,435 | 1.00 | 1.00 |
| 1454 | Executive Secretary III | 2,874 | B | 3,493 | 1.00 | 1.00 |
| 1824 | Principal Administrative Analyst | 3,836 | B | 4,662 | 1.00 | 1.00 |
| 1842 | Management Assistant | 2,614 | B | 3,178 | 2.00 | 2.00 |
| 2320 | Registered Nurse | 4,479 | B | 5,884 | 4.00 | 4.00 |
| 2322 | Nurse Manager | 5,202 | B | 7,574 | 1.00 | 1.00 |
| 2846 | Nutritionist | 3,047 | B | 3,703 | 2.00 | 2.00 |
| 2917 | Program Support Analyst | 3,403 | B | 4,137 | 6.77 | 7.00 |
| 2944 | Protective Services Supervisor | 3,403 | B | 4,343 | 2.00 | 2.00 |
| TEMPM | Temporary - Miscellaneous | 0.00 | B | 0.00 | 0.08 | 0.08 |
| SubFund Total: | | | | | 27.25 | 27.71 |
| Subfund: | 1G AGF ACP | GF-CONTINUING PROJECTS | | | | |
| 1822 | Administrative Analyst | 2,841 | B | 3,453 | 1.00 | 1.00 |
| 1823 | Senior Administrative Analyst | 3,313 | B | 4,028 | 1.00 | 1.00 |
| SubFund Total: | | | | | 2.00 | 2.00 |
| Subfund: | 7E GIF GIF | ETF-GIFT FUND | | | | |
| 1458 | Legal Secretary I | 2,564 | B | 3,117 | 1.00 | 1.00 |
| 4230 | Estate Investigator | 2,752 | B | 3,346 | 2.00 | 2.00 |
| 8173 | Legal Assistant | 2,711 | B | 3,295 | 1.00 | 1.00 |
| SubFund Total: | | | | | 4.00 | 4.00 |
| Program Total: | | | | | 33.25 | 33.71 |
| Program: | CIH | PUBLIC ADMINISTRATOR | | | | |
| Subfund: | 1G AGF AAA | GF-NON-PROJECT-CONTROLLED | | | | |
| 0931 | Manager III | 4,238 | B | 5,408 | 1.00 | 1.00 |
| 1406 | Senior Clerk | 1,823 | B | 2,215 | 1.00 | 1.00 |
| 1458 | Legal Secretary I | 2,564 | B | 3,117 | 2.00 | 2.00 |
| 1460 | Legal Secretary II | 2,758 | B | 3,353 | 1.00 | 1.00 |
| 1827 | Administrative Services Manager | 3,346 | B | 4,067 | 1.00 | 1.00 |

Annual Salary Ordinance 2016-2017 and 2017-2018

Budgeted Position Counts (FTE) by Department and Job Code

| Job Code | Title | Low | Type | High | 2016-2017 FTE | 2017-2018 FTE |
|---|-----------------------------------|-------|------|-------|------------------|------------------|
| DSS HUMAN SERVICES | | | | | | |
| Program: CIH PUBLIC ADMINISTRATOR | | | | | | |
| Subfund: 1G AGF AAA GF-NON-PROJECT-CONTROLLED | | | | | | |
| 4230 | Estate Investigator | 2,752 | B | 3,346 | 5.00 | 5.00 |
| 4231 | Senior Estate Investigator | 2,960 | B | 3,597 | 1.00 | 1.00 |
| 8177 | Attorney (Civil/Criminal) | 4,152 | B | 7,273 | 1.00 | 1.00 |
| 8182 | Head Attorney, Civil And Criminal | 6,431 | B | 7,817 | 1.00 | 1.00 |
| SubFund Total: | | | | | 14.00 | 14.00 |
| Program Total: | | | | | 14.00 | 14.00 |
| Program: CIJ COUNTY VETERANS SERVICES | | | | | | |
| Subfund: 1G AGF AAA GF-NON-PROJECT-CONTROLLED | | | | | | |
| 1404 | Clerk | 1,756 | B | 2,135 | 1.00 | 1.00 |
| 4230 | Estate Investigator | 2,752 | B | 3,346 | 5.00 | 5.00 |
| 4231 | Senior Estate Investigator | 2,960 | B | 3,597 | 1.00 | 1.00 |
| SubFund Total: | | | | | 7.00 | 7.00 |
| Program Total: | | | | | 7.00 | 7.00 |
| Program: CIM IN HOME SUPPORTIVE SERVICES | | | | | | |
| Subfund: 1G AGF AAA GF-NON-PROJECT-CONTROLLED | | | | | | |
| 0923 | Manager II | 3,931 | B | 5,018 | 3.00 | 3.00 |
| 0932 | Manager IV | 4,551 | B | 5,809 | 1.00 | 1.00 |
| 1404 | Clerk | 1,756 | B | 2,135 | 5.00 | 5.00 |
| 1408 | Principal Clerk | 2,407 | B | 2,926 | 2.00 | 2.00 |
| 1426 | Senior Clerk Typist | 2,004 | B | 2,435 | 7.00 | 7.00 |
| 1634 | Principal Account Clerk | 2,466 | B | 2,997 | 1.00 | 1.00 |
| 1822 | Administrative Analyst | 2,841 | B | 3,453 | 1.00 | 1.00 |
| 1842 | Management Assistant | 2,614 | B | 3,178 | 0.77 | 1.00 |
| 2904 | Human Services Technician | 2,124 | B | 2,582 | 29.15 | 31.00 |
| 2913 | Program Specialist | 2,772 | B | 3,369 | 5.00 | 5.00 |
| 2914 | Social Work Supervisor | 2,896 | B | 3,520 | 16.54 | 17.00 |
| 2917 | Program Support Analyst | 3,403 | B | 4,137 | 0.77 | 1.00 |
| 2918 | HSA Social Worker | 2,038 | B | 3,132 | 95.38 | 97.00 |
| TEMPM | Temporary - Miscellaneous | 0.00 | B | 0.00 | 0.68 | 0.67 |
| SubFund Total: | | | | | 168.29 | 172.67 |
| Program Total: | | | | | 168.29 | 172.67 |
| Program: FAL CHILDREN'S BASELINE | | | | | | |
| Subfund: 1G AGF AAA GF-NON-PROJECT-CONTROLLED | | | | | | |

Annual Salary Ordinance 2016-2017 and 2017-2018

Budgeted Position Counts (FTE) by Department and Job Code

| Job Code | Title | Low | Type | High | 2016-2017 FTE | 2017-2018 FTE |
|------------------------------|------------------------------------|----------------------------------|------|-------|------------------|------------------|
| DSS HUMAN SERVICES | | | | | | |
| Program: | FAL | CHILDREN'S BASELINE | | | | |
| Subfund: | 1G AGF AAA | GF-NON-PROJECT-CONTROLLED | | | | |
| 1822 | Administrative Analyst | 2,841 | B | 3,453 | 1.00 | 1.00 |
| 1844 | Senior Management Assistant | 2,997 | B | 3,643 | 1.00 | 1.00 |
| 2904 | Human Services Technician | 2,124 | B | 2,582 | 1.00 | 1.00 |
| 2916 | Social Work Specialist | 2,772 | B | 3,369 | 1.00 | 1.00 |
| 2918 | HSA Social Worker | 2,038 | B | 3,132 | 4.00 | 4.00 |
| 2940 | Protective Services Worker | 3,027 | B | 3,862 | 19.00 | 19.00 |
| 2944 | Protective Services Supervisor | 3,403 | B | 4,343 | 1.00 | 1.00 |
| SubFund Total: | | | | | 28.00 | 28.00 |
| Program Total: | | | | | 28.00 | 28.00 |
| Program: | FAY | TRANSITIONAL-AGED YOUTH BASELINE | | | | |
| Subfund: | 1G AGF AAA | GF-NON-PROJECT-CONTROLLED | | | | |
| 9706 | Employment & Training Specialist V | 3,304 | B | 4,017 | 0.50 | 0.50 |
| SubFund Total: | | | | | 0.50 | 0.50 |
| Subfund: | 1G AGF ACP | GF-CONTINUING PROJECTS | | | | |
| TEMPM | Temporary - Miscellaneous | 0.00 | B | 0.00 | 8.10 | 12.84 |
| SubFund Total: | | | | | 8.10 | 12.84 |
| Program Total: | | | | | 8.60 | 13.34 |
| DSS Department Total: | | | | | 2,384.60 | 2,409.49 |

Annual Salary Ordinance 2016-2017 and 2017-2018

Budgeted Position Counts (FTE) by Department and Job Code

| Job Code | Title | Low | Type | High | 2016-2017 FTE | 2017-2018 FTE |
|----------------|--|---------------------------|------|-------|------------------|------------------|
| ECD | EMERGENCY MANAGEMENT | | | | | |
| Program: | BIR | EMERGENCY COMMUNICATIONS | | | | |
| Subfund: | 1G AGF AAA | GF-NON-PROJECT-CONTROLLED | | | | |
| 0922 | Manager I | 3,661 | B | 4,672 | 3.00 | 3.00 |
| 0923 | Manager II | 3,931 | B | 5,018 | 2.00 | 2.00 |
| 0931 | Manager III | 4,238 | B | 5,408 | 2.00 | 2.00 |
| 0932 | Manager IV | 4,551 | B | 5,809 | 1.00 | 1.00 |
| 0933 | Manager V | 4,905 | B | 6,260 | 1.00 | 1.00 |
| 0954 | Deputy Director IV | 5,991 | B | 7,647 | 2.00 | 2.00 |
| 0964 | Department Head IV | 6,888 | B | 8,791 | 1.00 | 1.00 |
| 1022 | IS Administrator II | 2,847 | B | 3,460 | 1.00 | 1.00 |
| 1042 | IS Engineer-Journey | 3,768 | B | 4,740 | 3.00 | 3.00 |
| 1043 | IS Engineer-Senior | 4,177 | B | 5,252 | 0.77 | 1.00 |
| 1044 | IS Engineer-Principal | 4,493 | B | 5,651 | 1.00 | 1.00 |
| 1053 | IS Business Analyst-Senior | 3,520 | B | 4,428 | 1.00 | 1.00 |
| 1063 | IS Programmer Analyst-Senior | 3,189 | B | 4,016 | 1.00 | 1.00 |
| 1070 | IS Project Director | 4,493 | B | 5,651 | 1.00 | 1.00 |
| 1093 | IT Operations Support Administrator III | 2,847 | B | 3,460 | 5.00 | 5.00 |
| 1094 | IT Operations Support Administrator IV | 3,460 | B | 4,206 | 3.00 | 3.00 |
| 1204 | Senior Personnel Clerk | 2,264 | B | 2,752 | 1.00 | 1.00 |
| 1222 | Senior Payroll And Personnel Clerk | 2,466 | B | 2,997 | 1.00 | 1.00 |
| 1241 | Personnel Analyst | 2,449 | B | 3,604 | 1.00 | 2.00 |
| 1244 | Senior Personnel Analyst | 3,460 | B | 4,206 | 1.00 | 1.00 |
| 1446 | Secretary II | 2,209 | B | 2,685 | 1.00 | 1.00 |
| 1632 | Senior Account Clerk | 2,183 | B | 2,654 | 1.00 | 1.00 |
| 1842 | Management Assistant | 2,614 | B | 3,178 | 1.00 | 1.00 |
| 8238 | Public Safetycommunications Dispatcher | 3,041 | B | 3,696 | 177.69 | 180.00 |
| 8239 | Public SafetyComm Supv | 3,418 | B | 4,155 | 24.00 | 24.00 |
| 8240 | Public Safety Communications Coordinator | 3,378 | B | 4,106 | 8.00 | 8.00 |
| 8600 | Emergency Services Assistant | 2,079 | B | 2,527 | 1.00 | 1.00 |
| 8603 | Emergency Services Coordinator III | 3,446 | B | 4,188 | 1.00 | 1.00 |
| TEMPM | Temporary - Miscellaneous | 0.00 | B | 0.00 | 1.16 | 1.33 |
| SubFund Total: | | | | | 248.62 | 252.33 |
| Subfund: | 1G AGF ACP | GF-CONTINUING PROJECTS | | | | |

Annual Salary Ordinance 2016-2017 and 2017-2018

Budgeted Position Counts (FTE) by Department and Job Code

| Job Code | Title | Low | Type | High | 2016-2017 FTE | 2017-2018 FTE |
|--------------------------------------|---|------------------------------|------|-------|------------------|------------------|
| ECD EMERGENCY MANAGEMENT | | | | | | |
| Program: | BIR | EMERGENCY COMMUNICATIONS | | | | |
| Subfund: | 1G AGF ACP | GF-CONTINUING PROJECTS | | | | |
| 0933 | Manager V | 4,905 | B | 6,260 | 1.00 | 1.00 |
| 1043 | IS Engineer-Senior | 4,177 | B | 5,252 | 0.77 | 1.00 |
| 7368 | Senior Communications Systems Technician | 4,238 | B | 5,151 | 1.00 | 1.00 |
| SubFund Total: | | | | | 2.77 | 3.00 |
| Subfund: | 1G AGF WOF | GENERAL FUND WORK ORDER FUND | | | | |
| 2533 | Emergency Medical Services Agency Special | 3,661 | B | 4,449 | 1.50 | 0.00 |
| SubFund Total: | | | | | 1.50 | 0.00 |
| Program Total: | | | | | 252.89 | 255.33 |
| Program: | BIV | EMERGENCY SERVICES | | | | |
| Subfund: | 1G AGF AAA | GF-NON-PROJECT-CONTROLLED | | | | |
| 0923 | Manager II | 3,931 | B | 5,018 | 1.00 | 1.00 |
| 0933 | Manager V | 4,905 | B | 6,260 | 1.00 | 1.00 |
| 0954 | Deputy Director IV | 5,991 | B | 7,647 | 1.00 | 1.00 |
| 1446 | Secretary II | 2,209 | B | 2,685 | 1.00 | 0.00 |
| 1657 | Accountant IV | 3,689 | B | 4,484 | 1.00 | 1.00 |
| 1806 | Senior Statistician | 3,346 | B | 4,067 | 1.00 | 1.00 |
| 1824 | Principal Administrative Analyst | 3,836 | B | 4,662 | 1.00 | 1.00 |
| 2533 | Emergency Medical Services Agency Special | 3,661 | B | 4,449 | 2.50 | 0.00 |
| 8603 | Emergency Services Coordinator III | 3,446 | B | 4,188 | 1.00 | 1.00 |
| 8604 | Emergency Services Coordinator IV | 4,082 | B | 4,961 | 1.00 | 1.00 |
| TEMPM | Temporary - Miscellaneous | 0.00 | B | 0.00 | 0.71 | 0.70 |
| SubFund Total: | | | | | 12.21 | 8.70 |
| Subfund: | 1G AGF WOF | GENERAL FUND WORK ORDER FUND | | | | |
| 0931 | Manager III | 4,238 | B | 5,408 | 1.00 | 1.00 |
| 8602 | Emergency Services Coordinator II | 2,902 | B | 3,527 | 2.00 | 2.00 |
| 8603 | Emergency Services Coordinator III | 3,446 | B | 4,188 | 3.00 | 3.00 |
| 8604 | Emergency Services Coordinator IV | 4,082 | B | 4,961 | 1.00 | 1.00 |
| SubFund Total: | | | | | 7.00 | 7.00 |
| Subfund: | 2S PPF HLS | HOMELAND SECURITY | | | | |
| 0931 | Manager III | 4,238 | B | 5,408 | 4.00 | 4.00 |
| 0932 | Manager IV | 4,551 | B | 5,809 | 2.00 | 2.00 |

Annual Salary Ordinance 2016-2017 and 2017-2018

Budgeted Position Counts (FTE) by Department and Job Code

| Job Code | Title | Low | Type | High | 2016-2017 FTE | 2017-2018 FTE |
|------------|------------------------------------|--------------------|------------|-------------------|------------------|------------------|
| ECD | EMERGENCY MANAGEMENT | | | | | |
| Program: | BIV | EMERGENCY SERVICES | | | | |
| Subfund: | 2S PPF HLS | HOMELAND SECURITY | | | | |
| 0933 | Manager V | 4,905 | B | 6,260 | 1.00 | 1.00 |
| 0954 | Deputy Director IV | 5,991 | B | 7,647 | 1.00 | 1.00 |
| 1657 | Accountant IV | 3,689 | B | 4,484 | 1.00 | 1.00 |
| 1823 | Senior Administrative Analyst | 3,313 | B | 4,028 | 2.00 | 2.00 |
| 1824 | Principal Administrative Analyst | 3,836 | B | 4,662 | 1.00 | 1.00 |
| 8601 | Emergency Services Coordinator I | 2,388 | B | 2,902 | 1.00 | 1.00 |
| 8602 | Emergency Services Coordinator II | 2,902 | B | 3,527 | 3.00 | 3.00 |
| 8603 | Emergency Services Coordinator III | 3,446 | B | 4,188 | 1.50 | 1.50 |
| 8604 | Emergency Services Coordinator IV | 4,082 | B | 4,961 | 1.00 | 1.00 |
| | | | | SubFund Total: | 18.50 | 18.50 |
| | | | | Program Total: | 37.71 | 34.20 |
| | | | ECD | Department Total: | 290.60 | 289.53 |

Annual Salary Ordinance 2016-2017 and 2017-2018

Budgeted Position Counts (FTE) by Department and Job Code

| Job Code | Title | Low | Type | High | 2016-2017 FTE | 2017-2018 FTE |
|---|-------------------------------------|-------|------|-------|------------------|------------------|
| ECN ECONOMIC AND WORKFORCE DEVELOPMENT | | | | | | |
| Program: BFS FILM SERVICES | | | | | | |
| Subfund: 2S CRF MFP MOBED-FILM PROD SP FUND | | | | | | |
| 0961 | Department Head I | 4,551 | B | 5,809 | 1.00 | 1.00 |
| 1820 | Junior Administrative Analyst | 2,161 | B | 2,627 | 1.00 | 1.00 |
| 1822 | Administrative Analyst | 2,841 | B | 3,453 | 2.00 | 2.00 |
| TEMPM | Temporary - Miscellaneous | 0.00 | B | 0.00 | 0.16 | 0.16 |
| SubFund Total: | | | | | 4.16 | 4.16 |
| Program Total: | | | | | 4.16 | 4.16 |
| Program: BK5 ECONOMIC DEVELOPMENT | | | | | | |
| Subfund: 1G AGF AAP GF-ANNUAL PROJECT | | | | | | |
| 0922 | Manager I | 3,661 | B | 4,672 | 2.00 | 2.00 |
| 0923 | Manager II | 3,931 | B | 5,018 | 2.00 | 2.00 |
| 0931 | Manager III | 4,238 | B | 5,408 | 1.00 | 1.00 |
| 0932 | Manager IV | 4,551 | B | 5,809 | 0.50 | 0.50 |
| 0941 | Manager VI | 5,269 | B | 6,725 | 1.00 | 1.00 |
| 0953 | Deputy Director III | 5,269 | B | 6,725 | 0.20 | 0.20 |
| 1822 | Administrative Analyst | 2,841 | B | 3,453 | 1.00 | 1.00 |
| 1823 | Senior Administrative Analyst | 3,313 | B | 4,028 | 4.00 | 3.23 |
| 1824 | Principal Administrative Analyst | 3,836 | B | 4,662 | 4.50 | 4.50 |
| 9772 | Community Development Specialist | 2,693 | B | 3,273 | 5.00 | 4.23 |
| 9774 | Senior Community Devl Specialist I | 3,117 | B | 3,788 | 8.77 | 8.23 |
| 9775 | Senior Community Devl Specialist II | 3,696 | B | 4,492 | 1.00 | 1.00 |
| TEMPM | Temporary - Miscellaneous | 0.00 | B | 0.00 | 0.94 | 0.92 |
| SubFund Total: | | | | | 31.91 | 29.81 |
| Subfund: 2S CDB GNC GRANTS; NON-PROJECT; CONTINUING | | | | | | |
| 1824 | Principal Administrative Analyst | 3,836 | B | 4,662 | 0.50 | 0.50 |
| 9774 | Senior Community Devl Specialist I | 3,117 | B | 3,788 | 1.00 | 1.00 |
| SubFund Total: | | | | | 1.50 | 1.50 |
| Subfund: 2S CDB GPC GRANTS; PROJECT; CONTINUING | | | | | | |
| 9775 | Senior Community Devl Specialist II | 3,696 | B | 4,492 | 1.00 | 1.00 |
| SubFund Total: | | | | | 1.00 | 1.00 |
| Program Total: | | | | | 34.41 | 32.31 |
| Program: BK7 OFFICE OF SMALL BUSINESS | | | | | | |
| Subfund: 1G AGF AAA GF-NON-PROJECT-CONTROLLED | | | | | | |
| 0961 | Department Head I | 4,551 | B | 5,809 | 1.00 | 1.00 |

Annual Salary Ordinance 2016-2017 and 2017-2018

Budgeted Position Counts (FTE) by Department and Job Code

| Job Code | Title | Low | Type | High | 2016-2017 FTE | 2017-2018 FTE |
|---|--------------------------------------|-------|------|-------|---------------|---------------|
| ECN ECONOMIC AND WORKFORCE DEVELOPMENT | | | | | | |
| Program: BK7 OFFICE OF SMALL BUSINESS | | | | | | |
| Subfund: 1G AGF AAA GF-NON-PROJECT-CONTROLLED | | | | | | |
| 1822 | Administrative Analyst | 2,841 | B | 3,453 | 1.00 | 1.00 |
| 1823 | Senior Administrative Analyst | 3,313 | B | 4,028 | 3.00 | 3.00 |
| 9772 | Community Development Specialist | 2,693 | B | 3,273 | 0.77 | 1.00 |
| 9774 | Senior Community Devl Specialist I | 3,117 | B | 3,788 | 1.00 | 1.00 |
| TEMPM | Temporary - Miscellaneous | 0.00 | B | 0.00 | 0.07 | 0.07 |
| SubFund Total: | | | | | 6.84 | 7.07 |
| Program Total: | | | | | 6.84 | 7.07 |
| Program: BL1 WORKFORCE TRAINING | | | | | | |
| Subfund: 1G AGF AAP GF-ANNUAL PROJECT | | | | | | |
| 0922 | Manager I | 3,661 | B | 4,672 | 0.75 | 0.75 |
| 0923 | Manager II | 3,931 | B | 5,018 | 1.00 | 1.00 |
| 0931 | Manager III | 4,238 | B | 5,408 | 1.00 | 1.00 |
| 0941 | Manager VI | 5,269 | B | 6,725 | 1.00 | 1.00 |
| 1824 | Principal Administrative Analyst | 3,836 | B | 4,662 | 1.77 | 2.00 |
| 2978 | Contract Compliance Officer II | 4,218 | B | 5,126 | 1.00 | 1.00 |
| 2992 | Contract Compliance Officer I | 3,217 | B | 3,910 | 7.00 | 6.23 |
| 9704 | Employment & Training Specialist III | 2,719 | B | 3,304 | 5.00 | 5.00 |
| 9705 | Employment & Training Specialist IV | 2,997 | B | 3,643 | 1.00 | 1.00 |
| 9706 | Employment & Training Specialist V | 3,304 | B | 4,017 | 3.77 | 3.23 |
| 9772 | Community Development Specialist | 2,693 | B | 3,273 | 1.00 | 1.00 |
| 9774 | Senior Community Devl Specialist I | 3,117 | B | 3,788 | 4.25 | 4.25 |
| 9775 | Senior Community Devl Specialist II | 3,696 | B | 4,492 | 1.00 | 1.00 |
| TEMPM | Temporary - Miscellaneous | 0.00 | B | 0.00 | 0.44 | 0.43 |
| SubFund Total: | | | | | 29.98 | 28.89 |
| Subfund: 2S CDB GNC GRANTS; NON-PROJECT; CONTINUING | | | | | | |
| 2992 | Contract Compliance Officer I | 3,217 | B | 3,910 | 1.00 | 1.00 |
| 9704 | Employment & Training Specialist III | 2,719 | B | 3,304 | 2.00 | 2.00 |
| 9774 | Senior Community Devl Specialist I | 3,117 | B | 3,788 | 3.00 | 3.00 |
| 9775 | Senior Community Devl Specialist II | 3,696 | B | 4,492 | 3.00 | 3.00 |
| SubFund Total: | | | | | 9.00 | 9.00 |
| Subfund: 2S CDB GPC GRANTS; PROJECT; CONTINUING | | | | | | |
| 0922 | Manager I | 3,661 | B | 4,672 | 1.25 | 1.25 |
| 0923 | Manager II | 3,931 | B | 5,018 | 1.00 | 1.00 |

Annual Salary Ordinance 2016-2017 and 2017-2018

Budgeted Position Counts (FTE) by Department and Job Code

| Job Code | Title | Low | Type | High | 2016-2017 FTE | 2017-2018 FTE |
|---|-------------------------------------|-----------------------------|------|-------|------------------|------------------|
| ECN ECONOMIC AND WORKFORCE DEVELOPMENT | | | | | | |
| Program: BL1 | | WORKFORCE TRAINING | | | | |
| Subfund: 2S CDB GPC | | GRANTS; PROJECT; CONTINUING | | | | |
| 0931 | Manager III | 4,238 | B | 5,408 | 1.00 | 1.00 |
| 1822 | Administrative Analyst | 2,841 | B | 3,453 | 2.00 | 2.00 |
| 1824 | Principal Administrative Analyst | 3,836 | B | 4,662 | 0.77 | 1.00 |
| 9772 | Community Development Specialist | 2,693 | B | 3,273 | 1.00 | 1.00 |
| 9774 | Senior Community Devl Specialist I | 3,117 | B | 3,788 | 7.52 | 7.75 |
| 9775 | Senior Community Devl Specialist II | 3,696 | B | 4,492 | 4.00 | 4.00 |
| SubFund Total: | | | | | 18.54 | 19.00 |
| Program Total: | | | | | 57.52 | 56.89 |
| Program: BL2 | | FINANCE AND ADMINISTRATION | | | | |
| Subfund: 1G AGF AAA | | GF-NON-PROJECT-CONTROLLED | | | | |
| 0922 | Manager I | 3,661 | B | 4,672 | 1.00 | 1.00 |
| 0923 | Manager II | 3,931 | B | 5,018 | 1.00 | 1.00 |
| 0933 | Manager V | 4,905 | B | 6,260 | 1.00 | 1.00 |
| 0963 | Department Head III | 5,991 | B | 7,647 | 1.00 | 1.00 |
| 1450 | Executive Secretary I | 2,407 | B | 2,926 | 1.00 | 1.00 |
| 1652 | Accountant II | 2,632 | B | 3,199 | 1.00 | 1.00 |
| 1654 | Accountant III | 3,189 | B | 3,873 | 1.00 | 1.00 |
| 1823 | Senior Administrative Analyst | 3,313 | B | 4,028 | 4.00 | 4.00 |
| 1824 | Principal Administrative Analyst | 3,836 | B | 4,662 | 1.00 | 1.00 |
| 1840 | Junior Management Assistant | 2,303 | B | 2,800 | 1.00 | 1.00 |
| 1842 | Management Assistant | 2,614 | B | 3,178 | 1.00 | 1.00 |
| 1844 | Senior Management Assistant | 2,997 | B | 3,643 | 1.00 | 1.00 |
| SubFund Total: | | | | | 15.00 | 15.00 |
| Program Total: | | | | | 15.00 | 15.00 |
| Program: BL3 | | JOINT DEVELOPMENT | | | | |
| Subfund: 1G AGF AAP | | GF-ANNUAL PROJECT | | | | |
| 0922 | Manager I | 3,661 | B | 4,672 | 1.77 | 2.00 |
| 0932 | Manager IV | 4,551 | B | 5,809 | 1.50 | 1.50 |
| 0942 | Manager VII | 5,636 | B | 7,193 | 1.00 | 1.00 |
| 0953 | Deputy Director III | 5,269 | B | 6,725 | 0.80 | 0.80 |
| 1820 | Junior Administrative Analyst | 2,161 | B | 2,627 | 1.00 | 1.00 |
| 1823 | Senior Administrative Analyst | 3,313 | B | 4,028 | 3.00 | 3.00 |
| 1824 | Principal Administrative Analyst | 3,836 | B | 4,662 | 1.00 | 1.00 |

Annual Salary Ordinance 2016-2017 and 2017-2018

Budgeted Position Counts (FTE) by Department and Job Code

| Job Code | Title | Low | Type | High | 2016-2017 FTE | 2017-2018 FTE |
|------------|---|-------------------|-------------------|------|------------------|------------------|
| ECN | ECONOMIC AND WORKFORCE DEVELOPMENT | | | | | |
| Program: | BL3 | JOINT DEVELOPMENT | | | | |
| Subfund: | 1G AGF AAP | GF-ANNUAL PROJECT | | | | |
| TEMPM | Temporary - Miscellaneous | 0.00 | B | 0.00 | 0.34 | 0.33 |
| | | | | | 10.41 | 10.63 |
| | | | | | 10.41 | 10.63 |
| | | ECN | Department Total: | | 128.34 | 126.06 |

Annual Salary Ordinance 2016-2017 and 2017-2018

Budgeted Position Counts (FTE) by Department and Job Code

| Job Code | Title | Low | Type | High | 2016-2017 FTE | 2017-2018 FTE |
|------------------------|---|-------|------|----------------|------------------|------------------|
| ENV ENVIRONMENT | | | | | | |
| Program: | BA1 URBAN FORESTRY | | | | | |
| Subfund: | 2S ENV ANP ENV-OPERATING-NON-PROJECT FUND | | | | | |
| 1543 | Secretary, Commission on the Environment | 3,313 | B | 4,028 | 0.10 | 0.10 |
| 5638 | Environmental Assistant | 2,354 | B | 2,862 | 0.67 | 0.67 |
| | | | | SubFund Total: | 0.77 | 0.77 |
| | | | | Program Total: | 0.77 | 0.77 |
| Program: | CIG ENVIRONMENT | | | | | |
| Subfund: | 2S ENV ANP ENV-OPERATING-NON-PROJECT FUND | | | | | |
| 0952 | Deputy Director II | 4,238 | B | 5,408 | 0.45 | 0.45 |
| 0962 | Department Head II | 5,636 | B | 7,193 | 0.45 | 0.45 |
| 1023 | IS Administrator III | 3,460 | B | 4,206 | 0.45 | 0.45 |
| 1222 | Senior Payroll And Personnel Clerk | 2,466 | B | 2,997 | 0.45 | 0.45 |
| 1310 | Public Relations Assistant | 1,980 | B | 2,407 | 0.45 | 0.45 |
| 1543 | Secretary, Commission on the Environment | 3,313 | B | 4,028 | 0.45 | 0.45 |
| 1632 | Senior Account Clerk | 2,183 | B | 2,654 | 0.45 | 0.45 |
| 1822 | Administrative Analyst | 2,841 | B | 3,453 | 0.05 | 0.05 |
| 1823 | Senior Administrative Analyst | 3,313 | B | 4,028 | 0.90 | 0.90 |
| 1824 | Principal Administrative Analyst | 3,836 | B | 4,662 | 0.45 | 0.45 |
| 1840 | Junior Management Assistant | 2,303 | B | 2,800 | 0.45 | 0.45 |
| 1844 | Senior Management Assistant | 2,997 | B | 3,643 | 0.45 | 0.45 |
| 5640 | Environmental Specialist | 2,862 | B | 3,479 | 0.70 | 0.70 |
| 5642 | Senior Environmental Specialist | 3,327 | B | 4,044 | 0.45 | 0.45 |
| 5644 | Principal Environmental Specialist | 3,799 | B | 4,617 | 0.19 | 0.19 |
| | | | | SubFund Total: | 6.79 | 6.79 |
| Subfund: | 2S PWF SWN SOLID WASTE NON-PROJECT | | | | | |
| 0952 | Deputy Director II | 4,238 | B | 5,408 | 0.55 | 0.55 |
| 0962 | Department Head II | 5,636 | B | 7,193 | 0.55 | 0.55 |
| 1023 | IS Administrator III | 3,460 | B | 4,206 | 0.55 | 0.55 |
| 1222 | Senior Payroll And Personnel Clerk | 2,466 | B | 2,997 | 0.55 | 0.55 |
| 1310 | Public Relations Assistant | 1,980 | B | 2,407 | 0.55 | 0.55 |
| 1543 | Secretary, Commission on the Environment | 3,313 | B | 4,028 | 0.45 | 0.45 |
| 1632 | Senior Account Clerk | 2,183 | B | 2,654 | 0.55 | 0.55 |
| 1822 | Administrative Analyst | 2,841 | B | 3,453 | 0.05 | 0.05 |

Annual Salary Ordinance 2016-2017 and 2017-2018

Budgeted Position Counts (FTE) by Department and Job Code

| Job Code | Title | Low | Type | High | 2016-2017 FTE | 2017-2018 FTE |
|---|---|-------|------|-------|------------------|------------------|
| ENV ENVIRONMENT | | | | | | |
| Program: CIG ENVIRONMENT | | | | | | |
| Subfund: 2S PWF SWN SOLID WASTE NON-PROJECT | | | | | | |
| 1823 | Senior Administrative Analyst | 3,313 | B | 4,028 | 1.10 | 1.10 |
| 1824 | Principal Administrative Analyst | 3,836 | B | 4,662 | 0.55 | 0.55 |
| 1840 | Junior Management Assistant | 2,303 | B | 2,800 | 0.55 | 0.55 |
| 1844 | Senior Management Assistant | 2,997 | B | 3,643 | 0.55 | 0.55 |
| 5640 | Environmental Specialist | 2,862 | B | 3,479 | 0.30 | 0.30 |
| 5642 | Senior Environmental Specialist | 3,327 | B | 4,044 | 0.45 | 0.45 |
| 5644 | Principal Environmental Specialist | 3,799 | B | 4,617 | 0.23 | 0.23 |
| SubFund Total: | | | | | 7.53 | 7.53 |
| Program Total: | | | | | 14.32 | 14.32 |
| Program: CIO CLEAN AIR | | | | | | |
| Subfund: 2S ENV ANP ENV-OPERATING-NON-PROJECT FUND | | | | | | |
| 5638 | Environmental Assistant | 2,354 | B | 2,862 | 2.38 | 2.38 |
| 5640 | Environmental Specialist | 2,862 | B | 3,479 | 0.42 | 0.42 |
| 5642 | Senior Environmental Specialist | 3,327 | B | 4,044 | 0.76 | 0.76 |
| 5644 | Principal Environmental Specialist | 3,799 | B | 4,617 | 1.20 | 1.20 |
| 9922 | Public Service Aide - Associate To Profe | 1,631 | B | 1,631 | 0.64 | 0.64 |
| SubFund Total: | | | | | 5.40 | 5.40 |
| Subfund: 2S ENV CPR ENV-CONTINUING PROJECTS | | | | | | |
| 5640 | Environmental Specialist | 2,862 | B | 3,479 | 0.30 | 0.30 |
| 5642 | Senior Environmental Specialist | 3,327 | B | 4,044 | 0.13 | 0.13 |
| 9922 | Public Service Aide - Associate To Profe | 1,631 | B | 1,631 | 0.19 | 0.19 |
| TEMPM | Temporary - Miscellaneous | 0.00 | B | 0.00 | 1.60 | 1.56 |
| SubFund Total: | | | | | 2.22 | 2.18 |
| Subfund: 2S ENV GNC GRANTS; NON-PROJECT; CONTINUING | | | | | | |
| 5640 | Environmental Specialist | 2,862 | B | 3,479 | 0.28 | 0.28 |
| 5642 | Senior Environmental Specialist | 3,327 | B | 4,044 | 0.11 | 0.11 |
| 5644 | Principal Environmental Specialist | 3,799 | B | 4,617 | 0.20 | 0.20 |
| 9922 | Public Service Aide - Associate To Profe | 1,631 | B | 1,631 | 0.17 | 0.17 |
| SubFund Total: | | | | | 0.76 | 0.76 |
| Program Total: | | | | | 8.38 | 8.34 |
| Program: CIP CLIMATE CHANGE/ENERGY | | | | | | |

Annual Salary Ordinance 2016-2017 and 2017-2018

Budgeted Position Counts (FTE) by Department and Job Code

| Job Code | Title | Low | Type | High | 2016-2017 FTE | 2017-2018 FTE |
|------------------------|---|--|------|-------|------------------|------------------|
| ENV ENVIRONMENT | | | | | | |
| Program: | CIP | CLIMATE CHANGE/ENERGY | | | | |
| Subfund: | 2S ENV ANP | ENV-OPERATING-NON-PROJECT FUND | | | | |
| 5638 | Environmental Assistant | 2,354 | B | 2,862 | 0.82 | 0.82 |
| 5642 | Senior Environmental Specialist | 3,327 | B | 4,044 | 0.30 | 0.30 |
| 5644 | Principal Environmental Specialist | 3,799 | B | 4,617 | 0.84 | 0.84 |
| 9922 | Public Service Aide - Associate To Profe | 1,631 | B | 1,631 | 1.00 | 1.00 |
| SubFund Total: | | | | | 2.96 | 2.96 |
| Subfund: | 2S ENV CPR | ENV-CONTINUING PROJECTS | | | | |
| 5642 | Senior Environmental Specialist | 3,327 | B | 4,044 | 0.10 | 0.10 |
| TEMPM | Temporary - Miscellaneous | 0.00 | B | 0.00 | 0.10 | 0.10 |
| SubFund Total: | | | | | 0.20 | 0.20 |
| Subfund: | 2S ENV GNC | GRANTS; NON-PROJECT; CONTINUING | | | | |
| 1632 | Senior Account Clerk | 2,183 | B | 2,654 | 1.00 | 1.00 |
| 1822 | Administrative Analyst | 2,841 | B | 3,453 | 0.90 | 0.90 |
| 5207 | Associate Engineer | 3,799 | B | 4,617 | 1.00 | 1.00 |
| 5638 | Environmental Assistant | 2,354 | B | 2,862 | 1.00 | 1.00 |
| 5640 | Environmental Specialist | 2,862 | B | 3,479 | 6.65 | 6.65 |
| 5642 | Senior Environmental Specialist | 3,327 | B | 4,044 | 5.20 | 5.20 |
| 5644 | Principal Environmental Specialist | 3,799 | B | 4,617 | 0.60 | 0.60 |
| 9922 | Public Service Aide - Associate To Profe | 1,631 | B | 1,631 | 1.99 | 1.99 |
| SubFund Total: | | | | | 18.34 | 18.34 |
| Subfund: | 2S PWF SWN | SOLID WASTE NON-PROJECT | | | | |
| 5638 | Environmental Assistant | 2,354 | B | 2,862 | 1.18 | 1.18 |
| 5644 | Principal Environmental Specialist | 3,799 | B | 4,617 | 0.94 | 0.94 |
| SubFund Total: | | | | | 2.12 | 2.12 |
| Program Total: | | | | | 23.62 | 23.62 |
| Program: | CIQ | ENVIRONMENTAL JUSTICE / YOUTH EMPLOYMENT | | | | |
| Subfund: | 1G AGF ACP | GF-CONTINUING PROJECTS | | | | |
| 5642 | Senior Environmental Specialist | 3,327 | B | 4,044 | 0.40 | 0.40 |
| 5644 | Principal Environmental Specialist | 3,799 | B | 4,617 | 0.20 | 0.20 |
| SubFund Total: | | | | | 0.60 | 0.60 |
| Subfund: | 2S ENV GNC | GRANTS; NON-PROJECT; CONTINUING | | | | |
| 5644 | Principal Environmental Specialist | 3,799 | B | 4,617 | 0.10 | 0.10 |

Annual Salary Ordinance 2016-2017 and 2017-2018

Budgeted Position Counts (FTE) by Department and Job Code

| Job Code | Title | Low | Type | High | 2016-2017 FTE | 2017-2018 FTE |
|------------------------|---|--|------|-------|------------------|------------------|
| ENV ENVIRONMENT | | | | | | |
| Program: | CIQ | ENVIRONMENTAL JUSTICE / YOUTH EMPLOYMENT | | | | |
| Subfund: | 2S ENV GNC | GRANTS; NON-PROJECT; CONTINUING | | | | |
| SubFund Total: | | | | | 0.10 | 0.10 |
| Subfund: | 2S PWF SWN | SOLID WASTE NON-PROJECT | | | | |
| 5640 | Environmental Specialist | 2,862 | B | 3,479 | 0.35 | 0.35 |
| 5642 | Senior Environmental Specialist | 3,327 | B | 4,044 | 0.60 | 0.60 |
| 5644 | Principal Environmental Specialist | 3,799 | B | 4,617 | 0.60 | 0.60 |
| SubFund Total: | | | | | 1.55 | 1.55 |
| Program Total: | | | | | 2.25 | 2.25 |
| Program: | CIR | GREEN BUILDING | | | | |
| Subfund: | 2S ENV ANP | ENV-OPERATING-NON-PROJECT FUND | | | | |
| 5642 | Senior Environmental Specialist | 3,327 | B | 4,044 | 1.90 | 1.90 |
| 9922 | Public Service Aide - Associate To Profe | 1,631 | B | 1,631 | 0.50 | 0.50 |
| SubFund Total: | | | | | 2.40 | 2.40 |
| Subfund: | 2S PWF SWN | SOLID WASTE NON-PROJECT | | | | |
| 5642 | Senior Environmental Specialist | 3,327 | B | 4,044 | 1.61 | 1.61 |
| 9922 | Public Service Aide - Associate To Profe | 1,631 | B | 1,631 | 0.50 | 0.50 |
| SubFund Total: | | | | | 2.11 | 2.11 |
| Program Total: | | | | | 4.51 | 4.51 |
| Program: | CIS | RECYCLING | | | | |
| Subfund: | 2S PWF SWN | SOLID WASTE NON-PROJECT | | | | |
| 5638 | Environmental Assistant | 2,354 | B | 2,862 | 5.00 | 5.00 |
| 5640 | Environmental Specialist | 2,862 | B | 3,479 | 1.00 | 1.00 |
| 5642 | Senior Environmental Specialist | 3,327 | B | 4,044 | 3.01 | 3.01 |
| 5644 | Principal Environmental Specialist | 3,799 | B | 4,617 | 1.00 | 1.00 |
| 9922 | Public Service Aide - Associate To Profe | 1,631 | B | 1,631 | 3.00 | 3.00 |
| SubFund Total: | | | | | 13.01 | 13.01 |
| Subfund: | 2S PWF SWP | SOLID WASTE PROJECTS | | | | |
| 0923 | Manager II | 3,931 | B | 5,018 | 1.00 | 1.00 |
| 5638 | Environmental Assistant | 2,354 | B | 2,862 | 5.11 | 5.11 |
| 5640 | Environmental Specialist | 2,862 | B | 3,479 | 3.80 | 3.80 |
| 5642 | Senior Environmental Specialist | 3,327 | B | 4,044 | 2.64 | 2.64 |

Annual Salary Ordinance 2016-2017 and 2017-2018

Budgeted Position Counts (FTE) by Department and Job Code

| Job Code | Title | Low | Type | High | 2016-2017 FTE | 2017-2018 FTE |
|---|--|-------|------|-------|------------------|------------------|
| ENV ENVIRONMENT | | | | | | |
| Program: CIS RECYCLING | | | | | | |
| Subfund: 2S PWF SWP SOLID WASTE PROJECTS | | | | | | |
| 5644 | Principal Environmental Specialist | 3,799 | B | 4,617 | 0.70 | 0.70 |
| 9922 | Public Service Aide - Associate To Profe | 1,631 | B | 1,631 | 3.00 | 3.00 |
| TEMPM | Temporary - Miscellaneous | 0.00 | B | 0.00 | 0.56 | 0.55 |
| SubFund Total: | | | | | 16.81 | 16.80 |
| Program Total: | | | | | 29.82 | 29.81 |
| Program: CIT TOXICS | | | | | | |
| Subfund: 2S ENV ANP ENV-OPERATING-NON-PROJECT FUND | | | | | | |
| 5638 | Environmental Assistant | 2,354 | B | 2,862 | 0.33 | 0.33 |
| 5642 | Senior Environmental Specialist | 3,327 | B | 4,044 | 0.31 | 0.31 |
| 5644 | Principal Environmental Specialist | 3,799 | B | 4,617 | 0.03 | 0.03 |
| SubFund Total: | | | | | 0.67 | 0.67 |
| Subfund: 2S ENV GNC GRANTS; NON-PROJECT; CONTINUING | | | | | | |
| 5640 | Environmental Specialist | 2,862 | B | 3,479 | 0.75 | 0.75 |
| 5642 | Senior Environmental Specialist | 3,327 | B | 4,044 | 0.11 | 0.11 |
| TEMPM | Temporary - Miscellaneous | 0.00 | B | 0.00 | 1.19 | 1.16 |
| SubFund Total: | | | | | 2.05 | 2.02 |
| Subfund: 2S PWF SWN SOLID WASTE NON-PROJECT | | | | | | |
| 5638 | Environmental Assistant | 2,354 | B | 2,862 | 2.00 | 2.00 |
| 5640 | Environmental Specialist | 2,862 | B | 3,479 | 0.25 | 0.25 |
| 5642 | Senior Environmental Specialist | 3,327 | B | 4,044 | 2.58 | 2.58 |
| 5644 | Principal Environmental Specialist | 3,799 | B | 4,617 | 0.98 | 0.98 |
| 9922 | Public Service Aide - Associate To Profe | 1,631 | B | 1,631 | 3.00 | 3.00 |
| TEMPM | Temporary - Miscellaneous | 0.00 | B | 0.00 | 0.36 | 0.36 |
| SubFund Total: | | | | | 9.17 | 9.17 |
| Program Total: | | | | | 11.89 | 11.86 |
| Program: CIU ENVIRONMENT-OUTREACH | | | | | | |
| Subfund: 2S ENV ANP ENV-OPERATING-NON-PROJECT FUND | | | | | | |
| 5642 | Senior Environmental Specialist | 3,327 | B | 4,044 | 0.11 | 0.11 |
| SubFund Total: | | | | | 0.11 | 0.11 |
| Subfund: 2S ENV GNC GRANTS; NON-PROJECT; CONTINUING | | | | | | |
| 5638 | Environmental Assistant | 2,354 | B | 2,862 | 0.51 | 0.51 |

Annual Salary Ordinance 2016-2017 and 2017-2018

Budgeted Position Counts (FTE) by Department and Job Code

| Job Code | Title | Low | Type | High | 2016-2017 FTE | 2017-2018 FTE |
|------------------------|------------------------------------|---------------------------------|------------|-------------------|------------------|------------------|
| ENV ENVIRONMENT | | | | | | |
| Program: | CIU | ENVIRONMENT-OUTREACH | | | | |
| Subfund: | 2S ENV GNC | GRANTS; NON-PROJECT; CONTINUING | | | | |
| 5640 | Environmental Specialist | 2,862 | B | 3,479 | 0.20 | 0.20 |
| 5642 | Senior Environmental Specialist | 3,327 | B | 4,044 | 0.25 | 0.25 |
| 5644 | Principal Environmental Specialist | 3,799 | B | 4,617 | 0.10 | 0.10 |
| | | | | SubFund Total: | 1.06 | 1.06 |
| | | | | Program Total: | 1.17 | 1.17 |
| Program: | CIY | BIO-DIVERSITY | | | | |
| Subfund: | 2S ENV ANP | ENV-OPERATING-NON-PROJECT FUND | | | | |
| TEMPM | Temporary - Miscellaneous | 0.00 | B | 0.00 | 0.95 | 0.92 |
| | | | | SubFund Total: | 0.95 | 0.92 |
| | | | | Program Total: | 0.95 | 0.92 |
| | | | ENV | Department Total: | 97.68 | 97.57 |

Annual Salary Ordinance 2016-2017 and 2017-2018

Budgeted Position Counts (FTE) by Department and Job Code

| Job Code | Title | Low | Type | High | 2016-2017 FTE | 2017-2018 FTE |
|------------------------------|------------------------------------|---------------------------|------|-------|------------------|------------------|
| ETH ETHICS COMMISSION | | | | | | |
| Program: | FET | ETHICS COMMISSION | | | | |
| Subfund: | 1G AGF AAA | GF-NON-PROJECT-CONTROLLED | | | | |
| 0951 | Deputy Director I | 3,661 | B | 4,672 | 1.00 | 1.00 |
| 0961 | Department Head I | 4,551 | B | 5,809 | 1.00 | 1.00 |
| 1051 | IS Business Analyst-Assistant | 2,626 | B | 3,303 | 0.00 | 1.00 |
| 1052 | IS Business Analyst | 3,041 | B | 3,825 | 0.77 | 1.00 |
| 1053 | IS Business Analyst-Senior | 3,520 | B | 4,428 | 1.00 | 1.00 |
| 1222 | Senior Payroll And Personnel Clerk | 2,466 | B | 2,997 | 1.00 | 1.00 |
| 1426 | Senior Clerk Typist | 2,004 | B | 2,435 | 1.00 | 1.00 |
| 1822 | Administrative Analyst | 2,841 | B | 3,453 | 5.54 | 6.00 |
| 1823 | Senior Administrative Analyst | 3,313 | B | 4,028 | 3.77 | 4.00 |
| 1824 | Principal Administrative Analyst | 3,836 | B | 4,662 | 1.00 | 1.00 |
| 1840 | Junior Management Assistant | 2,303 | B | 2,800 | 2.00 | 1.00 |
| 1842 | Management Assistant | 2,614 | B | 3,178 | 1.00 | 1.00 |
| 1844 | Senior Management Assistant | 2,997 | B | 3,643 | 2.00 | 2.00 |
| TEMPM | Temporary - Miscellaneous | 0.00 | B | 0.00 | 0.84 | 0.82 |
| SubFund Total: | | | | | 21.92 | 22.82 |
| Program Total: | | | | | 21.92 | 22.82 |
| Program: | FFF | ELECTION CAMPAIGN FUND | | | | |
| Subfund: | 1G AGF ACP | GF-CONTINUING PROJECTS | | | | |
| 1052 | IS Business Analyst | 3,041 | B | 3,825 | 0.77 | 1.00 |
| SubFund Total: | | | | | 0.77 | 1.00 |
| Program Total: | | | | | 0.77 | 1.00 |
| ETH Department Total: | | | | | 22.69 | 23.82 |

Annual Salary Ordinance 2016-2017 and 2017-2018

Budgeted Position Counts (FTE) by Department and Job Code

| Job Code | Title | Low | Type | High | 2016-2017 FTE | 2017-2018 FTE |
|------------------------------|--|---------------------------|------|-------|------------------|------------------|
| FAM FINE ARTS MUSEUM | | | | | | |
| Program: | EEB | ADMISSIONS | | | | |
| Subfund: | 2S CRF RPD | MUSEUMS ADMISSION FUND | | | | |
| 3302 | Admission Attendant | 1,562 | B | 1,895 | 10.01 | 10.01 |
| TEMPM | Temporary - Miscellaneous | 0.00 | B | 0.00 | 3.43 | 3.21 |
| SubFund Total: | | | | | 13.44 | 13.22 |
| Program Total: | | | | | 13.44 | 13.22 |
| Program: | EEC | OPER & MAINT OF MUSEUMS | | | | |
| Subfund: | 1G AGF AAA | GF-NON-PROJECT-CONTROLLED | | | | |
| 0922 | Manager I | 3,661 | B | 4,672 | 2.00 | 2.00 |
| 0923 | Manager II | 3,931 | B | 5,018 | 1.00 | 1.00 |
| 0931 | Manager III | 4,238 | B | 5,408 | 1.00 | 1.00 |
| 0963 | Department Head III | 5,991 | B | 7,647 | 1.00 | 1.00 |
| 1222 | Senior Payroll And Personnel Clerk | 2,466 | B | 2,997 | 1.00 | 1.00 |
| 1652 | Accountant II | 2,632 | B | 3,199 | 1.00 | 1.00 |
| 3525 | Chief Preparator | 2,685 | B | 3,263 | 1.00 | 1.00 |
| 3546 | Curator IV | 3,387 | B | 4,117 | 1.00 | 1.00 |
| 3554 | Associate Museum Registrar | 1,923 | B | 2,337 | 2.00 | 2.00 |
| 7120 | Buildings And Grounds Maintenance Superi | 4,885 | B | 4,885 | 1.00 | 1.00 |
| 7203 | Buildings And Grounds Maintenance Superv | 4,174 | B | 4,174 | 1.00 | 1.00 |
| 7334 | Stationary Engineer | 3,355 | B | 3,355 | 5.50 | 6.00 |
| 7335 | Senior Stationary Engineer | 3,802 | B | 3,802 | 2.00 | 2.00 |
| 8202 | Security Guard | 1,686 | B | 2,048 | 22.50 | 22.50 |
| 8226 | Museum Guard | 2,048 | B | 2,490 | 55.55 | 55.55 |
| 8228 | Museum Security Supervisor | 2,281 | B | 2,772 | 6.00 | 6.00 |
| 8229 | Manager of Museum Security Services | 2,693 | B | 3,273 | 1.00 | 1.00 |
| TEMPM | Temporary - Miscellaneous | 0.00 | B | 0.00 | 1.99 | 1.93 |
| SubFund Total: | | | | | 107.54 | 107.98 |
| Program Total: | | | | | 107.54 | 107.98 |
| FAM Department Total: | | | | | 120.98 | 121.20 |

Annual Salary Ordinance 2016-2017 and 2017-2018

Budgeted Position Counts (FTE) by Department and Job Code

| Job Code | Title | Low | Type | High | 2016-2017 FTE | 2017-2018 FTE |
|----------------------------|--|-----------------------------------|------|--------|------------------|------------------|
| FIR FIRE DEPARTMENT | | | | | | |
| Program: | AAD | ADMINISTRATION & SUPPORT SERVICES | | | | |
| Subfund: | 1G AGF AAA | GF-NON-PROJECT-CONTROLLED | | | | |
| 0140 | Chief Of Department, (Fire Department) | 11,734 | B | 11,734 | 1.00 | 1.00 |
| 0150 | Deputy Chief Of Department, (Fire Depart | 10,128 | B | 10,128 | 1.00 | 1.00 |
| 0922 | Manager I | 3,661 | B | 4,672 | 1.00 | 1.00 |
| 0931 | Manager III | 4,238 | B | 5,408 | 2.00 | 2.00 |
| 0933 | Manager V | 4,905 | B | 6,260 | 1.00 | 1.00 |
| 0954 | Deputy Director IV | 5,991 | B | 7,647 | 1.00 | 1.00 |
| 1042 | IS Engineer-Journey | 3,768 | B | 4,740 | 3.00 | 3.00 |
| 1044 | IS Engineer-Principal | 4,493 | B | 5,651 | 1.00 | 1.00 |
| 1070 | IS Project Director | 4,493 | B | 5,651 | 0.00 | 1.00 |
| 1093 | IT Operations Support Administrator III | 2,847 | B | 3,460 | 2.00 | 2.00 |
| 1222 | Senior Payroll And Personnel Clerk | 2,466 | B | 2,997 | 4.00 | 4.00 |
| 1224 | Principal Payroll And Personnel Clerk | 2,719 | B | 3,304 | 1.00 | 1.00 |
| 1241 | Personnel Analyst | 2,449 | B | 3,604 | 2.00 | 2.00 |
| 1426 | Senior Clerk Typist | 2,004 | B | 2,435 | 1.00 | 1.00 |
| 1446 | Secretary II | 2,209 | B | 2,685 | 1.00 | 1.00 |
| 1454 | Executive Secretary III | 2,874 | B | 3,493 | 1.00 | 1.00 |
| 1630 | Account Clerk | 1,886 | B | 2,292 | 1.00 | 1.00 |
| 1652 | Accountant II | 2,632 | B | 3,199 | 1.00 | 1.00 |
| 1657 | Accountant IV | 3,689 | B | 4,484 | 1.00 | 1.00 |
| 1804 | Statistician | 2,621 | B | 3,187 | 1.00 | 1.00 |
| 1822 | Administrative Analyst | 2,841 | B | 3,453 | 1.00 | 1.00 |
| 1823 | Senior Administrative Analyst | 3,313 | B | 4,028 | 3.00 | 3.00 |
| 1842 | Management Assistant | 2,614 | B | 3,178 | 1.00 | 1.00 |
| 1844 | Senior Management Assistant | 2,997 | B | 3,643 | 5.00 | 5.00 |
| 1934 | Storekeeper | 1,923 | B | 2,337 | 3.00 | 3.00 |
| 1936 | Senior Storekeeper | 2,048 | B | 2,490 | 4.00 | 4.00 |
| 1942 | Assistant Materials Coordinator | 3,234 | B | 3,931 | 1.00 | 1.00 |
| 2112 | Medical Records Technician | 2,326 | B | 2,827 | 1.00 | 1.00 |
| 2232 | Senior Physician Specialist | 6,729 | B | 9,301 | 0.15 | 0.15 |
| 2233 | Supervising Physician Specialist | 7,243 | B | 10,003 | 1.00 | 1.00 |
| 2328 | Nurse Practitioner | 5,549 | B | 7,855 | 1.00 | 1.00 |

Annual Salary Ordinance 2016-2017 and 2017-2018

Budgeted Position Counts (FTE) by Department and Job Code

| Job Code | Title | Low | Type | High | 2016-2017 FTE | 2017-2018 FTE |
|----------------------------|--|---------------------------------------|------|--------|------------------|------------------|
| FIR FIRE DEPARTMENT | | | | | | |
| Program: | AAD | ADMINISTRATION & SUPPORT SERVICES | | | | |
| Subfund: | 1G AGF AAA | GF-NON-PROJECT-CONTROLLED | | | | |
| 7335 | Senior Stationary Engineer | 3,802 | B | 3,802 | 1.00 | 1.00 |
| 9251 | Public Relations Manager | 4,145 | B | 5,039 | 1.00 | 1.00 |
| H002 | Firefighter | 2,824 | B | 4,358 | 13.00 | 13.00 |
| H020 | Lieutenant, (Fire Department) | 5,064 | B | 5,064 | 4.00 | 4.00 |
| H030 | Captain, (Fire Department) | 5,782 | B | 5,782 | 2.00 | 2.00 |
| H033 | EMS Captain | 5,782 | B | 5,782 | 2.00 | 2.00 |
| H040 | Battalion Chief, (Fire Department) | 6,940 | B | 6,940 | 1.00 | 1.00 |
| H051 | Assistant Deputy Chief II | 8,950 | B | 8,950 | 1.00 | 1.00 |
| SubFund Total: | | | | | 73.15 | 74.15 |
| Program Total: | | | | | 73.15 | 74.15 |
| Program: | AEC | FIRE SUPPRESSION | | | | |
| Subfund: | 1G AGF AAA | GF-NON-PROJECT-CONTROLLED | | | | |
| 0150 | Deputy Chief Of Department, (Fire Depart | 10,128 | B | 10,128 | 1.00 | 1.00 |
| 1426 | Senior Clerk Typist | 2,004 | B | 2,435 | 1.00 | 1.00 |
| 1452 | Executive Secretary II | 2,647 | B | 3,217 | 1.00 | 1.00 |
| H001 | Fire Rescue Paramedic | 3,943 | B | 4,796 | 4.00 | 4.00 |
| H002 | Firefighter | 2,824 | B | 4,358 | 853.54 | 853.54 |
| H003 | EMT/Paramedic/Firefighter | 2,587 | B | 5,036 | 362.20 | 362.20 |
| H010 | Incident Support Specialist | 4,747 | B | 4,747 | 21.50 | 21.50 |
| H020 | Lieutenant, (Fire Department) | 5,064 | B | 5,064 | 187.17 | 187.17 |
| H030 | Captain, (Fire Department) | 5,782 | B | 5,782 | 74.00 | 74.00 |
| H033 | EMS Captain | 5,782 | B | 5,782 | 26.20 | 26.20 |
| H040 | Battalion Chief, (Fire Department) | 6,940 | B | 6,940 | 37.80 | 37.80 |
| H043 | EMS Section Chief | 6,940 | B | 6,940 | 2.00 | 2.00 |
| H050 | Assistant Chief Of Department, (Fire Dep | 8,021 | B | 8,021 | 7.50 | 7.50 |
| H053 | Emergency Medical Services Chief | 8,950 | B | 8,950 | 1.00 | 1.00 |
| TEMPM | Temporary - Miscellaneous | 0.00 | B | 0.00 | 6.62 | 6.60 |
| SubFund Total: | | | | | 1,586.53 | 1,586.51 |
| Subfund: | 5A AAA AAA | SFIA-OPERATING-NON-PROJ-CONTROLLED FD | | | | |
| 5215 | Fire Protection Engineer | 4,561 | B | 5,544 | 1.00 | 1.00 |
| 6281 | Fire Safety Inspector II | 5,224 | B | 5,224 | 1.00 | 1.00 |
| H002 | Firefighter | 2,824 | B | 4,358 | 68.00 | 68.00 |

Annual Salary Ordinance 2016-2017 and 2017-2018

Budgeted Position Counts (FTE) by Department and Job Code

| Job Code | Title | Low | Type | High | 2016-2017 FTE | 2017-2018 FTE |
|----------------------------|--|---------------------------------------|------|-------|------------------|------------------|
| FIR FIRE DEPARTMENT | | | | | | |
| Program: | AEC | FIRE SUPPRESSION | | | | |
| Subfund: | 5A AAA AAA | SFIA-OPERATING-NON-PROJ-CONTROLLED FD | | | | |
| H003 | EMT/Paramedic/Firefighter | 2,587 | B | 5,036 | 13.31 | 14.00 |
| H004 | Inspector, Bur Of Fire Prevention & Publ | 5,224 | B | 5,224 | 2.00 | 2.00 |
| H020 | Lieutenant, (Fire Department) | 5,064 | B | 5,064 | 10.00 | 10.00 |
| H022 | Lt, Bureau Of Fire Prevention & Public S | 5,717 | B | 5,717 | 2.00 | 2.00 |
| H030 | Captain, (Fire Department) | 5,782 | B | 5,782 | 4.00 | 4.00 |
| H032 | Captain, Bureau Of Fire Prevention & Pub | 6,529 | B | 6,529 | 2.00 | 2.00 |
| H033 | EMS Captain | 5,782 | B | 5,782 | 3.00 | 3.00 |
| H039 | Captain, Division Of Training | 6,939 | B | 6,939 | 1.00 | 1.00 |
| H040 | Battalion Chief, (Fire Department) | 6,940 | B | 6,940 | 3.00 | 3.00 |
| H051 | Assistant Deputy Chief II | 8,950 | B | 8,950 | 1.00 | 1.00 |
| SubFund Total: | | | | | 111.31 | 112.00 |
| Subfund: | 5P AAA AAA | PORT-OPERATING-NON-PROJ-CONTROLLED FD | | | | |
| 6281 | Fire Safety Inspector II | 5,224 | B | 5,224 | 1.00 | 1.00 |
| H020 | Lieutenant, (Fire Department) | 5,064 | B | 5,064 | 2.00 | 2.00 |
| H030 | Captain, (Fire Department) | 5,782 | B | 5,782 | 1.00 | 1.00 |
| H032 | Captain, Bureau Of Fire Prevention & Pub | 6,529 | B | 6,529 | 1.00 | 1.00 |
| H110 | Marine Engineer Of Fire Boats | 5,782 | B | 5,782 | 3.00 | 3.00 |
| H120 | Pilot Of Fire Boats | 5,782 | B | 5,782 | 3.00 | 3.00 |
| TEMPM | Temporary - Miscellaneous | 0.00 | B | 0.00 | 1.92 | 1.91 |
| SubFund Total: | | | | | 12.92 | 12.91 |
| Program Total: | | | | | 1,710.76 | 1,711.42 |
| Program: | AEH | WORK ORDER SERVICES | | | | |
| Subfund: | 1G AGF AAA | GF-NON-PROJECT-CONTROLLED | | | | |
| 5277 | Planner I | 2,388 | B | 2,902 | 1.00 | 1.00 |
| H020 | Lieutenant, (Fire Department) | 5,064 | B | 5,064 | 1.00 | 1.00 |
| H051 | Assistant Deputy Chief II | 8,950 | B | 8,950 | 1.00 | 1.00 |
| SubFund Total: | | | | | 3.00 | 3.00 |
| Subfund: | 1G AGF WOF | GENERAL FUND WORK ORDER FUND | | | | |
| 5215 | Fire Protection Engineer | 4,561 | B | 5,544 | 0.77 | 1.00 |
| SubFund Total: | | | | | 0.77 | 1.00 |

Annual Salary Ordinance 2016-2017 and 2017-2018

Budgeted Position Counts (FTE) by Department and Job Code

| Job Code | Title | Low | Type | High | 2016-2017 FTE | 2017-2018 FTE |
|---|--|-------|------|----------------|------------------|------------------|
| FIR FIRE DEPARTMENT | | | | | | |
| Program: AEH WORK ORDER SERVICES | | | | | | |
| | | | | Program Total: | 3.77 | 4.00 |
| Program: AGE FIRE GENERAL | | | | | | |
| Subfund: 1G AGF ACP GF-CONTINUING PROJECTS | | | | | | |
| 1070 | IS Project Director | 4,493 | B | 5,651 | 1.00 | 0.00 |
| | | | | SubFund Total: | 1.00 | 0.00 |
| | | | | Program Total: | 1.00 | 0.00 |
| Program: AKI GRANT SERVICES | | | | | | |
| Subfund: 2S PPF GNC GRANTS; NON-PROJECT; CONTINUING | | | | | | |
| H002 | Firefighter | 2,824 | B | 4,358 | 36.00 | 36.00 |
| | | | | SubFund Total: | 36.00 | 36.00 |
| | | | | Program Total: | 36.00 | 36.00 |
| Program: API PREVENTION & INVESTIGATION | | | | | | |
| Subfund: 1G AGF AAA GF-NON-PROJECT-CONTROLLED | | | | | | |
| 1042 | IS Engineer-Journey | 3,768 | B | 4,740 | 1.00 | 1.00 |
| 1063 | IS Programmer Analyst-Senior | 3,189 | B | 4,016 | 2.77 | 3.00 |
| 1093 | IT Operations Support Administrator III | 2,847 | B | 3,460 | 1.00 | 1.00 |
| 1426 | Senior Clerk Typist | 2,004 | B | 2,435 | 1.00 | 1.00 |
| 1446 | Secretary II | 2,209 | B | 2,685 | 1.00 | 1.00 |
| 1652 | Accountant II | 2,632 | B | 3,199 | 1.00 | 1.00 |
| 1820 | Junior Administrative Analyst | 2,161 | B | 2,627 | 3.00 | 3.00 |
| 1822 | Administrative Analyst | 2,841 | B | 3,453 | 0.77 | 1.00 |
| 1840 | Junior Management Assistant | 2,303 | B | 2,800 | 1.00 | 1.00 |
| 5215 | Fire Protection Engineer | 4,561 | B | 5,544 | 4.77 | 5.00 |
| 6281 | Fire Safety Inspector II | 5,224 | B | 5,224 | 9.00 | 9.00 |
| H004 | Inspector, Bur Of Fire Prevention & Publ | 5,224 | B | 5,224 | 38.39 | 40.00 |
| H006 | Investigator, Bureau Of Fire Investigati | 5,224 | B | 5,224 | 11.77 | 12.00 |
| H022 | Lt, Bureau Of Fire Prevention & Public S | 5,717 | B | 5,717 | 9.00 | 9.00 |
| H024 | Lieutenant, Bureau Of Fire Investigation | 5,717 | B | 5,717 | 1.00 | 1.00 |
| H032 | Captain, Bureau Of Fire Prevention & Pub | 6,529 | B | 6,529 | 4.77 | 5.00 |
| H042 | Assistant Fire Marshal | 6,940 | B | 6,940 | 1.00 | 1.00 |

Annual Salary Ordinance 2016-2017 and 2017-2018

Budgeted Position Counts (FTE) by Department and Job Code

| Job Code | Title | Low | Type | High | 2016-2017 FTE | 2017-2018 FTE |
|------------------------------|----------------------------------|--|------|-------|------------------|------------------|
| FIR FIRE DEPARTMENT | | | | | | |
| Program: | API | PREVENTION & INVESTIGATION | | | | |
| Subfund: | 1G AGF AAA | GF-NON-PROJECT-CONTROLLED | | | | |
| H051 | Assistant Deputy Chief II | 8,950 | B | 8,950 | 1.00 | 1.00 |
| SubFund Total: | | | | | 93.24 | 96.00 |
| Program Total: | | | | | 93.24 | 96.00 |
| Program: | ATR | TRAINING | | | | |
| Subfund: | 1G AGF AAA | GF-NON-PROJECT-CONTROLLED | | | | |
| 1426 | Senior Clerk Typist | 2,004 | B | 2,435 | 2.00 | 2.00 |
| H020 | Lieutenant, (Fire Department) | 5,064 | B | 5,064 | 1.00 | 1.00 |
| H028 | Lieutenant, Division Of Training | 5,781 | B | 5,781 | 7.00 | 7.00 |
| H033 | EMS Captain | 5,782 | B | 5,782 | 5.00 | 5.00 |
| H039 | Captain, Division Of Training | 6,939 | B | 6,939 | 3.00 | 3.00 |
| H043 | EMS Section Chief | 6,940 | B | 6,940 | 1.00 | 1.00 |
| H051 | Assistant Deputy Chief II | 8,950 | B | 8,950 | 1.00 | 1.00 |
| SubFund Total: | | | | | 20.00 | 20.00 |
| Program Total: | | | | | 20.00 | 20.00 |
| Program: | BAW | CITY CAPITAL PROJECTS | | | | |
| Subfund: | 3C XCF 10B | 2010 EARTHQK SAFETY&EMER RESP-2ND S2012A | | | | |
| H020 | Lieutenant, (Fire Department) | 5,064 | B | 5,064 | 1.00 | 1.00 |
| H030 | Captain, (Fire Department) | 5,782 | B | 5,782 | 1.00 | 1.00 |
| SubFund Total: | | | | | 2.00 | 2.00 |
| Program Total: | | | | | 2.00 | 2.00 |
| FIR Department Total: | | | | | 1,939.92 | 1,943.57 |

Annual Salary Ordinance 2016-2017 and 2017-2018

Budgeted Position Counts (FTE) by Department and Job Code

| Job Code | Title | Low | Type | High | 2016-2017 FTE | 2017-2018 FTE |
|--|---|------------------------------|------|-------|------------------|------------------|
| HOM HOMELESSNESS AND SUPPORTIVE HOUSING | | | | | | |
| Program: | CMN | ADMINISTRATION & MANAGEMENT | | | | |
| Subfund: | 1G AGF AAA | GF-NON-PROJECT-CONTROLLED | | | | |
| 0923 | Manager II | 3,931 | B | 5,018 | 2.88 | 3.00 |
| 0953 | Deputy Director III | 5,269 | B | 6,725 | 2.00 | 2.00 |
| 0963 | Department Head III | 5,991 | B | 7,647 | 1.00 | 1.00 |
| 1053 | IS Business Analyst-Senior | 3,520 | B | 4,428 | 0.77 | 1.00 |
| 1070 | IS Project Director | 4,493 | B | 5,651 | 1.00 | 1.00 |
| 1093 | IT Operations Support Administrator III | 2,847 | B | 3,460 | 0.77 | 1.00 |
| 1202 | Personnel Clerk | 1,955 | B | 2,377 | 1.00 | 1.00 |
| 1220 | Payroll Clerk | 2,247 | B | 2,732 | 1.00 | 1.00 |
| 1246 | Principal Personnel Analyst | 4,106 | B | 4,991 | 1.00 | 1.00 |
| 1452 | Executive Secretary II | 2,647 | B | 3,217 | 1.00 | 1.00 |
| 1634 | Principal Account Clerk | 2,466 | B | 2,997 | 1.00 | 1.00 |
| 1652 | Accountant II | 2,632 | B | 3,199 | 1.00 | 1.00 |
| 1654 | Accountant III | 3,189 | B | 3,873 | 1.00 | 1.00 |
| 1820 | Junior Administrative Analyst | 2,161 | B | 2,627 | 1.00 | 1.00 |
| 1822 | Administrative Analyst | 2,841 | B | 3,453 | 2.77 | 3.00 |
| 1823 | Senior Administrative Analyst | 3,313 | B | 4,028 | 4.00 | 4.00 |
| 1824 | Principal Administrative Analyst | 3,836 | B | 4,662 | 4.31 | 5.00 |
| 1842 | Management Assistant | 2,614 | B | 3,178 | 1.77 | 2.00 |
| 7333 | Apprentice Stationary Engineer | 2,181 | B | 3,187 | 1.00 | 1.00 |
| 7334 | Stationary Engineer | 3,355 | B | 3,355 | 2.00 | 2.00 |
| SubFund Total: | | | | | 32.27 | 34.00 |
| Program Total: | | | | | 32.27 | 34.00 |
| Program: | COT | OUTREACH & PREVENTION | | | | |
| Subfund: | 1G AGF AAA | GF-NON-PROJECT-CONTROLLED | | | | |
| 2586 | Health Worker II | 1,994 | B | 2,424 | 8.00 | 8.00 |
| 2593 | Health Program Coordinator III | 3,295 | B | 4,006 | 1.00 | 1.00 |
| 2907 | Eligibility Worker Supervisor | 2,772 | B | 3,369 | 1.00 | 1.00 |
| 2920 | Medical Social Worker | 3,027 | B | 3,679 | 1.00 | 1.00 |
| 2930 | Psychiatric Social Worker | 3,027 | B | 3,679 | 1.77 | 2.00 |
| 2932 | Senior Psychiatric Social Worker | 3,162 | B | 3,844 | 2.00 | 2.00 |
| SubFund Total: | | | | | 14.77 | 15.00 |
| Subfund: | 1G AGF WOF | GENERAL FUND WORK ORDER FUND | | | | |

Annual Salary Ordinance 2016-2017 and 2017-2018

Budgeted Position Counts (FTE) by Department and Job Code

| Job Code | Title | Low | Type | High | 2016-2017 FTE | 2017-2018 FTE |
|--|--------------------------------------|-------|------|-------|------------------|--|
| HOM HOMELESSNESS AND SUPPORTIVE HOUSING | | | | | | |
| Program: | COT | | | | | |
| | | | | | | OUTREACH & PREVENTION |
| Subfund: | 1G AGF WOF | | | | | GENERAL FUND WORK ORDER FUND |
| 2566 | Rehabilitation Counselor | 2,521 | B | 3,064 | 0.50 | 1.00 |
| 2931 | Marriage, Family And Child Counselor | 3,027 | B | 3,679 | 1.00 | 1.00 |
| | | | | | | SubFund Total: 1.50 2.00 |
| | | | | | | Program Total: 16.27 17.00 |
| Program: | CSH | | | | | SHELTER & HOUSING |
| Subfund: | 1G AGF AAA | | | | | GF-NON-PROJECT-CONTROLLED |
| 0922 | Manager I | 3,661 | B | 4,672 | 1.00 | 1.00 |
| 0923 | Manager II | 3,931 | B | 5,018 | 4.00 | 4.00 |
| 0953 | Deputy Director III | 5,269 | B | 6,725 | 1.00 | 1.00 |
| 1406 | Senior Clerk | 1,823 | B | 2,215 | 1.00 | 1.00 |
| 1820 | Junior Administrative Analyst | 2,161 | B | 2,627 | 1.00 | 1.00 |
| 1822 | Administrative Analyst | 2,841 | B | 3,453 | 1.00 | 1.00 |
| 1823 | Senior Administrative Analyst | 3,313 | B | 4,028 | 1.00 | 1.00 |
| 1824 | Principal Administrative Analyst | 3,836 | B | 4,662 | 1.00 | 1.00 |
| 1842 | Management Assistant | 2,614 | B | 3,178 | 1.00 | 1.00 |
| 2119 | Health Care Analyst | 2,890 | B | 3,513 | 1.00 | 1.00 |
| 2587 | Health Worker III | 2,183 | B | 2,654 | 14.00 | 14.00 |
| 2593 | Health Program Coordinator III | 3,295 | B | 4,006 | 1.00 | 1.00 |
| 2905 | Senior Eligibility Worker | 1,980 | B | 3,041 | 3.00 | 3.00 |
| 2917 | Program Support Analyst | 3,403 | B | 4,137 | 8.00 | 11.00 |
| 2918 | HSA Social Worker | 2,038 | B | 3,132 | 6.00 | 6.00 |
| 2920 | Medical Social Worker | 3,027 | B | 3,679 | 1.00 | 1.00 |
| 2930 | Psychiatric Social Worker | 3,027 | B | 3,679 | 4.00 | 4.00 |
| 2932 | Senior Psychiatric Social Worker | 3,162 | B | 3,844 | 2.00 | 2.00 |
| TEMPM | Temporary - Miscellaneous | 0.00 | B | 0.00 | 5.01 | 7.15 |
| | | | | | | SubFund Total: 57.01 62.15 |
| Subfund: | 1G AGF WOF | | | | | GENERAL FUND WORK ORDER FUND |
| 2818 | Health Program Planner | 2,969 | B | 3,608 | 1.00 | 1.00 |
| | | | | | | SubFund Total: 1.00 1.00 |
| Subfund: | 2S HWF GNC | | | | | GRANTS; NON-PROJECT; CONTINUING |
| 1632 | Senior Account Clerk | 2,183 | B | 2,654 | 3.00 | 3.00 |
| 1820 | Junior Administrative Analyst | 2,161 | B | 2,627 | 1.77 | 2.00 |
| 1822 | Administrative Analyst | 2,841 | B | 3,453 | 1.00 | 1.00 |

Annual Salary Ordinance 2016-2017 and 2017-2018

Budgeted Position Counts (FTE) by Department and Job Code

| Job Code | Title | Low | Type | High | 2016-2017 FTE | 2017-2018 FTE |
|---|---|-------|------|-------|------------------|------------------|
| HOM HOMELESSNESS AND SUPPORTIVE HOUSING | | | | | | |
| Program: CSH SHELTER & HOUSING | | | | | | |
| Subfund: 2S HWF GNC GRANTS; NON-PROJECT; CONTINUING | | | | | | |
| 2905 | Senior Eligibility Worker | 1,980 | B | 3,041 | 4.00 | 4.00 |
| 2917 | Program Support Analyst | 3,403 | B | 4,137 | 0.77 | 1.00 |
| 2918 | HSA Social Worker | 2,038 | B | 3,132 | 0.77 | 1.00 |
| 2935 | Senior Marriage, Family & Child Counselor | 3,162 | B | 3,844 | 1.00 | 1.00 |
| SubFund Total: | | | | | 12.31 | 13.00 |
| Program Total: | | | | | 70.32 | 76.15 |
| Program: FAY TRANSITIONAL-AGED YOUTH BASELINE | | | | | | |
| Subfund: 1G AGF AAA GF-NON-PROJECT-CONTROLLED | | | | | | |
| 2917 | Program Support Analyst | 3,403 | B | 4,137 | 1.00 | 1.00 |
| SubFund Total: | | | | | 1.00 | 1.00 |
| Program Total: | | | | | 1.00 | 1.00 |
| HOM Department Total: | | | | | 119.86 | 128.15 |

Annual Salary Ordinance 2016-2017 and 2017-2018

Budgeted Position Counts (FTE) by Department and Job Code

| Job Code | Title | Low | Type | High | 2016-2017 FTE | 2017-2018 FTE |
|------------------------------------|--------------------------------------|---------------------------|------|-------|------------------|------------------|
| HRC HUMAN RIGHTS COMMISSION | | | | | | |
| Program: | CAD | HUMAN RIGHTS COMMISSION | | | | |
| Subfund: | 1G AGF AAA | GF-NON-PROJECT-CONTROLLED | | | | |
| 0962 | Department Head II | 5,636 | B | 7,193 | 1.00 | 1.00 |
| 1426 | Senior Clerk Typist | 2,004 | B | 2,435 | 1.00 | 1.00 |
| 1450 | Executive Secretary I | 2,407 | B | 2,926 | 1.00 | 1.00 |
| 1823 | Senior Administrative Analyst | 3,313 | B | 4,028 | 0.77 | 1.00 |
| 1842 | Management Assistant | 2,614 | B | 3,178 | 1.00 | 1.00 |
| 2991 | Coordinator, Human Rights Commission | 3,589 | B | 4,362 | 4.00 | 4.00 |
| 2992 | Contract Compliance Officer I | 3,217 | B | 3,910 | 1.00 | 1.00 |
| 2996 | Rep, Human Rights Commission | 2,953 | B | 3,589 | 3.77 | 4.00 |
| SubFund Total: | | | | | 13.54 | 14.00 |
| Program Total: | | | | | 13.54 | 14.00 |
| HRC Department Total: | | | | | 13.54 | 14.00 |

Annual Salary Ordinance 2016-2017 and 2017-2018

Budgeted Position Counts (FTE) by Department and Job Code

| Job Code | Title | Low | Type | High | 2016-2017 FTE | 2017-2018 FTE |
|---|--|-------|------|-------|------------------|------------------|
| HRD HUMAN RESOURCES | | | | | | |
| Program: FAR WORKFORCE DEVELOPMENT | | | | | | |
| Subfund: 1G AGF AAA GF-NON-PROJECT-CONTROLLED | | | | | | |
| 0923 | Manager II | 3,931 | B | 5,018 | 1.00 | 1.00 |
| 0952 | Deputy Director II | 4,238 | B | 5,408 | 1.00 | 1.00 |
| 1232 | Training Officer | 2,989 | B | 3,633 | 1.77 | 2.00 |
| 1250 | Recruiter | 3,460 | B | 4,206 | 2.00 | 2.00 |
| 1280 | Employee Relations Representative | 2,989 | B | 4,206 | 1.00 | 1.00 |
| TEMPM | Temporary - Miscellaneous | 0.00 | B | 0.00 | 1.36 | 1.33 |
| SubFund Total: | | | | | 8.13 | 8.33 |
| Subfund: 1G AGF WOF GENERAL FUND WORK ORDER FUND | | | | | | |
| 0922 | Manager I | 3,661 | B | 4,672 | 9.00 | 9.00 |
| 1230 | Instructional Designer | 3,295 | B | 4,006 | 1.00 | 1.00 |
| 1232 | Training Officer | 2,989 | B | 3,633 | 1.00 | 1.00 |
| 1820 | Junior Administrative Analyst | 2,161 | B | 2,627 | 2.00 | 2.00 |
| 1823 | Senior Administrative Analyst | 3,313 | B | 4,028 | 1.00 | 1.00 |
| SubFund Total: | | | | | 14.00 | 14.00 |
| Subfund: 2S GSF GNC GRANTS; NON-PROJECT; CONTINUING | | | | | | |
| 1367 | Special Assistant VIII | 2,660 | B | 3,234 | 0.77 | 1.00 |
| SubFund Total: | | | | | 0.77 | 1.00 |
| Program Total: | | | | | 22.90 | 23.33 |
| Program: FC4 EMPLOYEE RELATIONS | | | | | | |
| Subfund: 1G AGF AAA GF-NON-PROJECT-CONTROLLED | | | | | | |
| 1280 | Employee Relations Representative | 2,989 | B | 4,206 | 4.00 | 4.00 |
| 1282 | Manager, Employee Relations Division | 4,551 | B | 5,809 | 1.00 | 1.00 |
| 1283 | Director, Employee Relations Division | 5,991 | B | 7,647 | 1.00 | 1.00 |
| SubFund Total: | | | | | 6.00 | 6.00 |
| Subfund: 1G AGF AAP GF-ANNUAL PROJECT | | | | | | |
| 1280 | Employee Relations Representative | 2,989 | B | 4,206 | 2.00 | 1.00 |
| 1281 | Senior Employee Relations Representative | 3,836 | B | 4,662 | 1.00 | 1.00 |
| 1840 | Junior Management Assistant | 2,303 | B | 2,800 | 1.00 | 1.00 |
| TEMPM | Temporary - Miscellaneous | 0.00 | B | 0.00 | 8.64 | 2.07 |
| SubFund Total: | | | | | 12.64 | 5.07 |
| Program Total: | | | | | 18.64 | 11.07 |
| Program: FC5 RECRUIT/ ASSESS/ CLIENT SERVICES | | | | | | |

Annual Salary Ordinance 2016-2017 and 2017-2018

Budgeted Position Counts (FTE) by Department and Job Code

| Job Code | Title | Low | Type | High | 2016-2017 FTE | 2017-2018 FTE |
|----------------------------|--|----------------------------------|------|-------|------------------|------------------|
| HRD HUMAN RESOURCES | | | | | | |
| Program: | FC5 | RECRUIT/ ASSESS/ CLIENT SERVICES | | | | |
| Subfund: | 1G AGF AAA | GF-NON-PROJECT-CONTROLLED | | | | |
| 0922 | Manager I | 3,661 | B | 4,672 | 1.00 | 1.00 |
| 0931 | Manager III | 4,238 | B | 5,408 | 4.00 | 4.00 |
| 1202 | Personnel Clerk | 1,955 | B | 2,377 | 5.00 | 5.00 |
| 1203 | Personnel Technician | 2,371 | B | 2,882 | 1.00 | 1.00 |
| 1204 | Senior Personnel Clerk | 2,264 | B | 2,752 | 3.00 | 3.00 |
| 1241 | Personnel Analyst | 2,449 | B | 3,604 | 3.00 | 3.00 |
| 1244 | Senior Personnel Analyst | 3,460 | B | 4,206 | 19.00 | 19.00 |
| 1246 | Principal Personnel Analyst | 4,106 | B | 4,991 | 3.00 | 3.00 |
| 1404 | Clerk | 1,756 | B | 2,135 | 2.00 | 2.00 |
| 1408 | Principal Clerk | 2,407 | B | 2,926 | 1.00 | 1.00 |
| TEMPM | Temporary - Miscellaneous | 0.00 | B | 0.00 | 2.46 | 2.01 |
| SubFund Total: | | | | | 44.46 | 44.01 |
| Subfund: | 1G AGF AAP | GF-ANNUAL PROJECT | | | | |
| 1241 | Personnel Analyst | 2,449 | B | 3,604 | 0.77 | 1.00 |
| 1244 | Senior Personnel Analyst | 3,460 | B | 4,206 | 1.00 | 1.00 |
| 1249 | Personnel Trainee | 2,332 | B | 2,449 | 10.00 | 10.00 |
| 1404 | Clerk | 1,756 | B | 2,135 | 1.00 | 1.00 |
| 1822 | Administrative Analyst | 2,841 | B | 3,453 | 1.00 | 1.00 |
| TEMPM | Temporary - Miscellaneous | 0.00 | B | 0.00 | 1.13 | 0.00 |
| SubFund Total: | | | | | 14.90 | 14.00 |
| Subfund: | 1G AGF WOF | GENERAL FUND WORK ORDER FUND | | | | |
| 1244 | Senior Personnel Analyst | 3,460 | B | 4,206 | 4.00 | 4.00 |
| SubFund Total: | | | | | 4.00 | 4.00 |
| Program Total: | | | | | 63.36 | 62.01 |
| Program: | FC8 | EQUAL EMPLOYMENT OPPORTUNITY | | | | |
| Subfund: | 1G AGF AAA | GF-NON-PROJECT-CONTROLLED | | | | |
| 0923 | Manager II | 3,931 | B | 5,018 | 1.00 | 1.00 |
| 0953 | Deputy Director III | 5,269 | B | 6,725 | 1.00 | 1.00 |
| 1202 | Personnel Clerk | 1,955 | B | 2,377 | 0.77 | 1.00 |
| 1231 | EEO Programs Senior Specialist | 3,668 | B | 4,458 | 10.50 | 12.00 |
| 1233 | Equal Employment Opportunity Programs Sp | 2,896 | B | 3,520 | 3.00 | 3.00 |
| 1840 | Junior Management Assistant | 2,303 | B | 2,800 | 1.00 | 1.00 |

Annual Salary Ordinance 2016-2017 and 2017-2018

Budgeted Position Counts (FTE) by Department and Job Code

| Job Code | Title | Low | Type | High | 2016-2017 FTE | 2017-2018 FTE |
|----------------------------|---|------------------------------|------|-------|------------------|------------------|
| HRD HUMAN RESOURCES | | | | | | |
| Program: | FC8 | EQUAL EMPLOYMENT OPPORTUNITY | | | | |
| Subfund: | 1G AGF AAA | GF-NON-PROJECT-CONTROLLED | | | | |
| SubFund Total: | | | | | 17.27 | 19.00 |
| Subfund: | 1G AGF AAP | GF-ANNUAL PROJECT | | | | |
| 0923 | Manager II | 3,931 | B | 5,018 | 1.00 | 1.00 |
| 1822 | Administrative Analyst | 2,841 | B | 3,453 | 1.00 | 1.00 |
| SubFund Total: | | | | | 2.00 | 2.00 |
| Program Total: | | | | | 19.27 | 21.00 |
| Program: | FCW | ADMINISTRATION | | | | |
| Subfund: | 1G AGF AAA | GF-NON-PROJECT-CONTROLLED | | | | |
| 0923 | Manager II | 3,931 | B | 5,018 | 1.00 | 1.00 |
| 0932 | Manager IV | 4,551 | B | 5,809 | 1.00 | 1.00 |
| 0952 | Deputy Director II | 4,238 | B | 5,408 | 1.00 | 1.00 |
| 0954 | Deputy Director IV | 5,991 | B | 7,647 | 1.00 | 1.00 |
| 1042 | IS Engineer-Journey | 3,768 | B | 4,740 | 1.00 | 1.00 |
| 1053 | IS Business Analyst-Senior | 3,520 | B | 4,428 | 1.00 | 1.00 |
| 1222 | Senior Payroll And Personnel Clerk | 2,466 | B | 2,997 | 1.00 | 1.00 |
| 1232 | Training Officer | 2,989 | B | 3,633 | 0.77 | 1.00 |
| 1244 | Senior Personnel Analyst | 3,460 | B | 4,206 | 2.00 | 2.00 |
| 1293 | Human Resources Director | 6,888 | B | 8,791 | 1.00 | 1.00 |
| 1454 | Executive Secretary III | 2,874 | B | 3,493 | 1.00 | 1.00 |
| 1654 | Accountant III | 3,189 | B | 3,873 | 1.00 | 1.00 |
| 1801 | Analyst Trainee | 1,946 | B | 3,018 | 19.00 | 19.00 |
| SubFund Total: | | | | | 31.77 | 32.00 |
| Program Total: | | | | | 31.77 | 32.00 |
| Program: | FDE | WORKERS COMPENSATION | | | | |
| Subfund: | 2S GSF AAA | WORKERS' COMPENSATION FUND | | | | |
| 0922 | Manager I | 3,661 | B | 4,672 | 1.00 | 1.00 |
| 0923 | Manager II | 3,931 | B | 5,018 | 1.00 | 1.00 |
| 0931 | Manager III | 4,238 | B | 5,408 | 1.00 | 1.00 |
| 0953 | Deputy Director III | 5,269 | B | 6,725 | 1.00 | 1.00 |
| 1053 | IS Business Analyst-Senior | 3,520 | B | 4,428 | 1.00 | 1.00 |
| 1094 | IT Operations Support Administrator IV | 3,460 | B | 4,206 | 1.00 | 1.00 |
| 1209 | Benefits Technician | 2,069 | B | 2,514 | 7.00 | 7.00 |

Annual Salary Ordinance 2016-2017 and 2017-2018

Budgeted Position Counts (FTE) by Department and Job Code

| Job Code | Title | Low | Type | High | 2016-2017 FTE | 2017-2018 FTE |
|------------------------------|--------------------------------------|----------------------------|------|-------|------------------|------------------|
| HRD HUMAN RESOURCES | | | | | | |
| Program: FDE | | WORKERS COMPENSATION | | | | |
| Subfund: 2S GSF AAA | | WORKERS' COMPENSATION FUND | | | | |
| 1404 | Clerk | 1,756 | B | 2,135 | 4.00 | 4.00 |
| 1424 | Clerk Typist | 1,827 | B | 2,221 | 1.00 | 1.00 |
| 1636 | Health Care Billing Clerk II | 2,314 | B | 2,813 | 1.00 | 1.00 |
| 1654 | Accountant III | 3,189 | B | 3,873 | 1.00 | 1.00 |
| 1822 | Administrative Analyst | 2,841 | B | 3,453 | 2.00 | 2.00 |
| 1823 | Senior Administrative Analyst | 3,313 | B | 4,028 | 1.00 | 1.00 |
| 1840 | Junior Management Assistant | 2,303 | B | 2,800 | 1.00 | 1.00 |
| 1842 | Management Assistant | 2,614 | B | 3,178 | 1.00 | 1.00 |
| 6130 | Safety Analyst | 3,851 | B | 4,681 | 0.77 | 1.00 |
| 8141 | Worker's Compensation Adjuster | 2,841 | B | 3,453 | 26.00 | 26.00 |
| 8165 | Worker's Compensation Supervisor I | 3,608 | B | 4,385 | 6.00 | 6.00 |
| TEMPM | Temporary - Miscellaneous | 0.00 | B | 0.00 | 0.65 | 0.64 |
| SubFund Total: | | | | | 58.42 | 58.64 |
| Program Total: | | | | | 58.42 | 58.64 |
| Program: FH1 | | CLASS AND COMPENSATION | | | | |
| Subfund: 1G AGF AAA | | GF-NON-PROJECT-CONTROLLED | | | | |
| 1280 | Employee Relations Representative | 2,989 | B | 4,206 | 2.00 | 2.00 |
| 1282 | Manager, Employee Relations Division | 4,551 | B | 5,809 | 1.00 | 1.00 |
| SubFund Total: | | | | | 3.00 | 3.00 |
| Program Total: | | | | | 3.00 | 3.00 |
| HRD Department Total: | | | | | 217.36 | 211.05 |

Annual Salary Ordinance 2016-2017 and 2017-2018

Budgeted Position Counts (FTE) by Department and Job Code

| Job Code | Title | Low | Type | High | 2016-2017 FTE | 2017-2018 FTE |
|----------------------------------|---|-------|------|-------|------------------|------------------|
| HSS HEALTH SERVICE SYSTEM | | | | | | |
| Program: | FEE HEALTH SERVICE SYSTEM | | | | | |
| Subfund: | 1G AGF AAA GF-NON-PROJECT-CONTROLLED | | | | | |
| 0923 | Manager II | 3,931 | B | 5,018 | 1.00 | 1.00 |
| 0931 | Manager III | 4,238 | B | 5,408 | 3.00 | 3.00 |
| 0953 | Deputy Director III | 5,269 | B | 6,725 | 2.00 | 2.00 |
| 0963 | Department Head III | 5,991 | B | 7,647 | 1.00 | 1.00 |
| 1052 | IS Business Analyst | 3,041 | B | 3,825 | 1.00 | 1.00 |
| 1053 | IS Business Analyst-Senior | 3,520 | B | 4,428 | 0.87 | 0.87 |
| 1054 | IS Business Analyst-Principal | 4,076 | B | 5,126 | 1.00 | 1.00 |
| 1064 | IS Programmer Analyst-Principal | 3,714 | B | 4,673 | 1.00 | 1.00 |
| 1209 | Benefits Technician | 2,069 | B | 2,514 | 3.00 | 3.00 |
| 1210 | Benefits Analyst | 2,454 | B | 2,983 | 14.00 | 14.00 |
| 1404 | Clerk | 1,756 | B | 2,135 | 1.00 | 1.00 |
| 1406 | Senior Clerk | 1,823 | B | 2,215 | 1.00 | 1.00 |
| 1454 | Executive Secretary III | 2,874 | B | 3,493 | 1.00 | 1.00 |
| 1632 | Senior Account Clerk | 2,183 | B | 2,654 | 2.00 | 2.00 |
| 1652 | Accountant II | 2,632 | B | 3,199 | 1.00 | 1.00 |
| 1654 | Accountant III | 3,189 | B | 3,873 | 1.00 | 1.00 |
| 1802 | Research Assistant | 2,348 | B | 2,855 | 1.00 | 1.00 |
| 1813 | Senior Benefits Analyst | 2,969 | B | 3,608 | 4.00 | 4.00 |
| 1823 | Senior Administrative Analyst | 3,313 | B | 4,028 | 1.00 | 1.00 |
| 1824 | Principal Administrative Analyst | 3,836 | B | 4,662 | 2.00 | 2.00 |
| 1827 | Administrative Services Manager | 3,346 | B | 4,067 | 1.00 | 1.00 |
| 1842 | Management Assistant | 2,614 | B | 3,178 | 2.00 | 2.00 |
| 1844 | Senior Management Assistant | 2,997 | B | 3,643 | 1.00 | 1.00 |
| 2593 | Health Program Coordinator III | 3,295 | B | 4,006 | 2.00 | 2.00 |
| 2594 | Employee Assistance Counselor | 3,027 | B | 3,679 | 2.00 | 2.00 |
| 2595 | Senior Employee Assistance Counselor | 3,162 | B | 3,844 | 1.00 | 1.00 |
| 2820 | Senior Health Program Planner | 3,436 | B | 4,176 | 1.00 | 1.00 |
| TEMPM | Temporary - Miscellaneous | 0.00 | B | 0.00 | 0.12 | 0.12 |
| SubFund Total: | | | | | 52.99 | 52.99 |
| Subfund: | 7Q HSS ADM HSS ADMINISTRATION GF SUPPORT FD | | | | | |
| 0923 | Manager II | 3,931 | B | 5,018 | 2.00 | 2.00 |
| 1053 | IS Business Analyst-Senior | 3,520 | B | 4,428 | 0.13 | 0.13 |
| 2822 | Health Educator | 3,047 | B | 3,703 | 1.00 | 1.00 |

Annual Salary Ordinance 2016-2017 and 2017-2018

Budgeted Position Counts (FTE) by Department and Job Code

| Job Code | Title | Low | Type | High | 2016-2017 FTE | 2017-2018 FTE |
|------------|------------------------------|-----|----------------------------------|------|------------------|------------------|
| HSS | HEALTH SERVICE SYSTEM | | | | | |
| Program: | FEE | | HEALTH SERVICE SYSTEM | | | |
| Subfund: | 7Q HSS ADM | | HSS ADMINISTRATION GF SUPPORT FD | | | |
| | | | SubFund Total: | | 3.13 | 3.13 |
| | | | Program Total: | | 56.12 | 56.12 |
| | | | HSS Department Total: | | 56.12 | 56.12 |

Annual Salary Ordinance 2016-2017 and 2017-2018

Budgeted Position Counts (FTE) by Department and Job Code

| Job Code | Title | Low | Type | High | 2016-2017 FTE | 2017-2018 FTE |
|-------------------------------|--|---------------------------------|------|-------|------------------|------------------|
| JUV JUVENILE PROBATION | | | | | | |
| Program: | AKC | PROBATION SERVICES | | | | |
| Subfund: | 1G AGF AAA | GF-NON-PROJECT-CONTROLLED | | | | |
| 1406 | Senior Clerk | 1,823 | B | 2,215 | 1.00 | 1.00 |
| 1426 | Senior Clerk Typist | 2,004 | B | 2,435 | 4.00 | 4.00 |
| 1430 | Transcriber Typist | 2,004 | B | 2,435 | 2.00 | 2.00 |
| 1824 | Principal Administrative Analyst | 3,836 | B | 4,662 | 2.00 | 2.00 |
| 2910 | Social Worker | 2,247 | B | 2,732 | 2.00 | 2.00 |
| 8414 | Sprv Probation Officer, Juvenile Court | 3,608 | B | 4,385 | 7.00 | 7.00 |
| 8416 | Director, Probation Services | 3,661 | B | 4,672 | 1.00 | 1.00 |
| 8444 | Deputy Probation Officer | 2,425 | B | 3,933 | 32.10 | 32.10 |
| 8530 | Deputy Probation Officer (SFERS) | 2,425 | B | 3,933 | 1.00 | 1.00 |
| 8532 | Sprv Prob Ofc, Juv Crt (SFERS) | 3,608 | B | 4,385 | 1.00 | 1.00 |
| 8540 | Sr Sprv Prob Ofc, Juv Prb (SFERS) | 3,966 | B | 4,821 | 1.00 | 1.00 |
| SubFund Total: | | | | | 54.10 | 54.10 |
| Subfund: | 1G AGF AAP | GF-ANNUAL PROJECT | | | | |
| 0922 | Manager I | 3,661 | B | 4,672 | 1.00 | 1.00 |
| 1823 | Senior Administrative Analyst | 3,313 | B | 4,028 | 1.00 | 1.00 |
| 2910 | Social Worker | 2,247 | B | 2,732 | 1.00 | 1.00 |
| 8444 | Deputy Probation Officer | 2,425 | B | 3,933 | 21.90 | 21.90 |
| SubFund Total: | | | | | 24.90 | 24.90 |
| Subfund: | 2S PPF GNC | GRANTS; NON-PROJECT; CONTINUING | | | | |
| 8321 | Counselor, Log Cabin Ranch | 2,424 | B | 2,946 | 4.00 | 4.00 |
| 8322 | Senior Counselor, Juvenile Hall | 2,918 | B | 3,547 | 1.00 | 1.00 |
| 8326 | Assistant Director, Log Cabin Ranch | 2,896 | B | 3,520 | 1.00 | 1.00 |
| 8444 | Deputy Probation Officer | 2,425 | B | 3,933 | 1.00 | 1.00 |
| 8564 | Counselor, Log Cabin Ranch (SFERS) | 2,424 | B | 2,946 | 1.00 | 1.00 |
| 9708 | Employment & Training Specialist VI | 3,921 | B | 4,766 | 1.00 | 1.00 |
| TEMPM | Temporary - Miscellaneous | 0.00 | B | 0.00 | 1.10 | 1.08 |
| SubFund Total: | | | | | 10.10 | 10.08 |
| Program Total: | | | | | 89.10 | 89.08 |
| Program: | AKE | JUVENILE HALL | | | | |
| Subfund: | 1G AGF AAA | GF-NON-PROJECT-CONTROLLED | | | | |
| 0922 | Manager I | 3,661 | B | 4,672 | 1.00 | 1.00 |
| 0923 | Manager II | 3,931 | B | 5,018 | 1.00 | 1.00 |
| 1444 | Secretary I | 1,909 | B | 2,319 | 2.00 | 2.00 |

Annual Salary Ordinance 2016-2017 and 2017-2018

Budgeted Position Counts (FTE) by Department and Job Code

| Job Code | Title | Low | Type | High | 2016-2017 FTE | 2017-2018 FTE |
|-------------------------------|--|-------|------|----------------|------------------|------------------|
| JUV JUVENILE PROBATION | | | | | | |
| Program: | AKE JUVENILE HALL | | | | | |
| Subfund: | 1G AGF AAA GF-NON-PROJECT-CONTROLLED | | | | | |
| 2604 | Food Service Worker | 1,592 | B | 2,028 | 6.00 | 6.00 |
| 2620 | Food Service Manager Administrator | 2,732 | B | 3,320 | 1.00 | 1.00 |
| 2654 | Cook | 2,130 | B | 2,589 | 4.00 | 4.00 |
| 2708 | Custodian | 1,835 | B | 2,230 | 1.00 | 1.00 |
| 2770 | Senior Laundry Worker | 1,782 | B | 2,166 | 2.00 | 2.00 |
| 8318 | Counselor II | 2,711 | B | 3,295 | 7.00 | 7.00 |
| 8320 | Counselor, Juvenile Hall | 2,252 | B | 2,737 | 62.25 | 62.25 |
| 8322 | Senior Counselor, Juvenile Hall | 2,918 | B | 3,547 | 11.00 | 11.00 |
| 8324 | Supervising Counselor, Juvenile Court | 3,005 | B | 3,653 | 1.00 | 1.00 |
| 8562 | Counselor, Juvenile Hall (SFERS) | 2,252 | B | 2,737 | 13.00 | 13.00 |
| TEMPM | Temporary - Miscellaneous | 0.00 | B | 0.00 | 6.83 | 6.67 |
| | | | | SubFund Total: | 119.08 | 118.92 |
| | | | | Program Total: | 119.08 | 118.92 |
| Program: | AKF LOG CABIN RANCH | | | | | |
| Subfund: | 1G AGF AAA GF-NON-PROJECT-CONTROLLED | | | | | |
| 1444 | Secretary I | 1,909 | B | 2,319 | 1.00 | 1.00 |
| 2654 | Cook | 2,130 | B | 2,589 | 2.00 | 2.00 |
| 7341 | Stationary Engineer, Water Treatment Pla | 3,699 | B | 3,699 | 1.00 | 1.00 |
| 7524 | Institution Utility Worker | 1,752 | B | 2,130 | 1.00 | 1.00 |
| 8321 | Counselor, Log Cabin Ranch | 2,424 | B | 2,946 | 11.00 | 11.00 |
| 8322 | Senior Counselor, Juvenile Hall | 2,918 | B | 3,547 | 3.00 | 3.00 |
| 8564 | Counselor, Log Cabin Ranch (SFERS) | 2,424 | B | 2,946 | 2.00 | 2.00 |
| 8576 | Dir, Log Cabin Ranch (SFERS) | 3,661 | B | 4,672 | 1.00 | 1.00 |
| TEMPM | Temporary - Miscellaneous | 0.00 | B | 0.00 | 0.85 | 0.83 |
| | | | | SubFund Total: | 22.85 | 22.83 |
| | | | | Program Total: | 22.85 | 22.83 |
| Program: | ASC ADMINISTRATION | | | | | |
| Subfund: | 1G AGF AAA GF-NON-PROJECT-CONTROLLED | | | | | |
| 0931 | Manager III | 4,238 | B | 5,408 | 2.00 | 2.00 |
| 0953 | Deputy Director III | 5,269 | B | 6,725 | 2.00 | 2.00 |
| 0963 | Department Head III | 5,991 | B | 7,647 | 1.00 | 1.00 |
| 1024 | IS Administrator-Supervisor | 3,724 | B | 4,527 | 1.00 | 1.00 |

Annual Salary Ordinance 2016-2017 and 2017-2018

Budgeted Position Counts (FTE) by Department and Job Code

| Job Code | Title | Low | Type | High | 2016-2017 FTE | 2017-2018 FTE |
|------------|---------------------------|-----|------------------------------|------|------------------|------------------|
| JUV | JUVENILE PROBATION | | | | | |
| Program: | FAL | | CHILDREN'S BASELINE | | | |
| Subfund: | 1G AGF AAA | | GF-NON-PROJECT-CONTROLLED | | | |
| | | | SubFund Total: | | 3.50 | 4.00 |
| | | | Program Total: | | 3.50 | 4.00 |
| | | | JUV Department Total: | | 278.33 | 278.62 |

Annual Salary Ordinance 2016-2017 and 2017-2018

Budgeted Position Counts (FTE) by Department and Job Code

| Job Code | Title | Low | Type | High | 2016-2017 FTE | 2017-2018 FTE |
|---------------------------|--------------------------------|----------------------------------|------|-------|------------------|------------------|
| LIB PUBLIC LIBRARY | | | | | | |
| Program: | EEF | MAIN PROGRAM | | | | |
| Subfund: | 2S LIB NPR | PUBLIC LIBRARY PRESERVATION FUND | | | | |
| 0922 | Manager I | 3,661 | B | 4,672 | 0.77 | 1.00 |
| 0923 | Manager II | 3,931 | B | 5,018 | 0.77 | 1.00 |
| 0952 | Deputy Director II | 4,238 | B | 5,408 | 1.00 | 1.00 |
| 1436 | Brailist | 1,918 | B | 2,332 | 1.00 | 1.00 |
| 1840 | Junior Management Assistant | 2,303 | B | 2,800 | 1.00 | 1.00 |
| 3602 | Library Page | 1,634 | B | 1,985 | 52.50 | 52.50 |
| 3610 | Library Assistant | 2,004 | B | 2,435 | 17.00 | 17.00 |
| 3616 | Library Technical Assistant I | 2,360 | B | 2,868 | 24.00 | 24.00 |
| 3618 | Library Technical Assistant II | 2,564 | B | 3,117 | 11.00 | 11.00 |
| 3630 | Librarian I | 2,745 | B | 3,337 | 48.00 | 48.50 |
| 3632 | Librarian II | 3,041 | B | 3,696 | 15.00 | 15.00 |
| 3634 | Librarian III | 3,353 | B | 4,075 | 6.00 | 6.00 |
| TEMPM | Temporary - Miscellaneous | 0.00 | B | 0.00 | 1.08 | 1.05 |
| SubFund Total: | | | | | 179.12 | 180.05 |
| Program Total: | | | | | 179.12 | 180.05 |
| Program: | EEG | BRANCH PROGRAM | | | | |
| Subfund: | 2S LIB NPR | PUBLIC LIBRARY PRESERVATION FUND | | | | |
| 0923 | Manager II | 3,931 | B | 5,018 | 0.77 | 1.00 |
| 0952 | Deputy Director II | 4,238 | B | 5,408 | 1.00 | 1.00 |
| 1840 | Junior Management Assistant | 2,303 | B | 2,800 | 1.00 | 1.00 |
| 3602 | Library Page | 1,634 | B | 1,985 | 79.50 | 82.50 |
| 3610 | Library Assistant | 2,004 | B | 2,435 | 39.50 | 39.50 |
| 3616 | Library Technical Assistant I | 2,360 | B | 2,868 | 28.50 | 28.50 |
| 3618 | Library Technical Assistant II | 2,564 | B | 3,117 | 22.50 | 25.00 |
| 3630 | Librarian I | 2,745 | B | 3,337 | 29.75 | 31.50 |
| 3632 | Librarian II | 3,041 | B | 3,696 | 20.00 | 20.00 |
| 3634 | Librarian III | 3,353 | B | 4,075 | 5.00 | 5.00 |
| 7355 | Truck Driver | 2,539 | B | 3,234 | 5.91 | 6.00 |
| TEMPM | Temporary - Miscellaneous | 0.00 | B | 0.00 | 2.51 | 2.45 |
| SubFund Total: | | | | | 235.94 | 243.45 |
| Program Total: | | | | | 235.94 | 243.45 |
| Program: | EGD | COLLECTION TECHNICAL SERVICES | | | | |
| Subfund: | 2S LIB NPR | PUBLIC LIBRARY PRESERVATION FUND | | | | |

Annual Salary Ordinance 2016-2017 and 2017-2018

Budgeted Position Counts (FTE) by Department and Job Code

| Job Code | Title | Low | Type | High | 2016-2017 FTE | 2017-2018 FTE |
|---------------------------|--------------------------------------|--|------|-------|------------------|------------------|
| LIB PUBLIC LIBRARY | | | | | | |
| Program: | EGD | COLLECTION TECHNICAL SERVICES | | | | |
| Subfund: | 2S LIB NPR | PUBLIC LIBRARY PRESERVATION FUND | | | | |
| 0952 | Deputy Director II | 4,238 | B | 5,408 | 1.00 | 1.00 |
| 1840 | Junior Management Assistant | 2,303 | B | 2,800 | 1.00 | 1.00 |
| 3602 | Library Page | 1,634 | B | 1,985 | 4.50 | 4.50 |
| 3610 | Library Assistant | 2,004 | B | 2,435 | 11.50 | 11.50 |
| 3616 | Library Technical Assistant I | 2,360 | B | 2,868 | 14.43 | 14.50 |
| 3618 | Library Technical Assistant II | 2,564 | B | 3,117 | 5.00 | 5.00 |
| 3630 | Librarian I | 2,745 | B | 3,337 | 14.00 | 14.00 |
| 3632 | Librarian II | 3,041 | B | 3,696 | 5.00 | 5.00 |
| 3634 | Librarian III | 3,353 | B | 4,075 | 2.00 | 2.00 |
| 7416 | Book Repairer | 1,914 | B | 2,326 | 3.00 | 3.00 |
| 7418 | Senior Book Repairer | 2,314 | B | 2,813 | 1.00 | 1.00 |
| TEMPM | Temporary - Miscellaneous | 0.00 | B | 0.00 | 0.05 | 0.05 |
| SubFund Total: | | | | | 62.48 | 62.55 |
| Program Total: | | | | | 62.48 | 62.55 |
| Program: | EGF | COMMUNITY PARTNERSHIPS AND PROGRAMMING | | | | |
| Subfund: | 2S LIB NPR | PUBLIC LIBRARY PRESERVATION FUND | | | | |
| 0952 | Deputy Director II | 4,238 | B | 5,408 | 1.00 | 1.00 |
| 1840 | Junior Management Assistant | 2,303 | B | 2,800 | 3.00 | 3.00 |
| 1844 | Senior Management Assistant | 2,997 | B | 3,643 | 1.00 | 1.00 |
| 3374 | Volunteer/Outreach Coordinator | 2,496 | B | 3,035 | 1.00 | 1.00 |
| 3520 | Museum Preparator | 1,876 | B | 2,281 | 1.00 | 1.00 |
| 3541 | Curator I | 2,089 | B | 2,539 | 1.00 | 1.00 |
| 3542 | Curator II | 2,551 | B | 3,101 | 2.00 | 2.00 |
| 3610 | Library Assistant | 2,004 | B | 2,435 | 1.00 | 1.00 |
| 3616 | Library Technical Assistant I | 2,360 | B | 2,868 | 1.00 | 1.00 |
| 3630 | Librarian I | 2,745 | B | 3,337 | 1.00 | 1.00 |
| 3632 | Librarian II | 3,041 | B | 3,696 | 2.00 | 2.00 |
| 3634 | Librarian III | 3,353 | B | 4,075 | 1.00 | 1.00 |
| 9704 | Employment & Training Specialist III | 2,719 | B | 3,304 | 0.77 | 1.00 |
| TEMPM | Temporary - Miscellaneous | 0.00 | B | 0.00 | 0.05 | 0.05 |
| SubFund Total: | | | | | 16.82 | 17.05 |
| Program Total: | | | | | 16.82 | 17.05 |
| Program: | EGG | INFORMATION TECHNOLOGY | | | | |

Annual Salary Ordinance 2016-2017 and 2017-2018

Budgeted Position Counts (FTE) by Department and Job Code

| Job Code | Title | Low | Type | High | 2016-2017 FTE | 2017-2018 FTE |
|---------------------------|--|----------------------------------|------|-------|---------------|---------------|
| LIB PUBLIC LIBRARY | | | | | | |
| Program: | EGG | INFORMATION TECHNOLOGY | | | | |
| Subfund: | 2S LIB NPR | PUBLIC LIBRARY PRESERVATION FUND | | | | |
| 0952 | Deputy Director II | 4,238 | B | 5,408 | 1.00 | 1.00 |
| 1042 | IS Engineer-Journey | 3,768 | B | 4,740 | 3.00 | 3.00 |
| 1043 | IS Engineer-Senior | 4,177 | B | 5,252 | 1.00 | 1.00 |
| 1052 | IS Business Analyst | 3,041 | B | 3,825 | 1.00 | 1.00 |
| 1053 | IS Business Analyst-Senior | 3,520 | B | 4,428 | 1.00 | 1.00 |
| 1062 | IS Programmer Analyst | 2,626 | B | 3,303 | 2.00 | 2.00 |
| 1070 | IS Project Director | 4,493 | B | 5,651 | 1.00 | 1.00 |
| 1093 | IT Operations Support Administrator III | 2,847 | B | 3,460 | 8.00 | 8.00 |
| 1094 | IT Operations Support Administrator IV | 3,460 | B | 4,206 | 0.77 | 1.00 |
| 1095 | IT Operations Support Administrator V | 3,724 | B | 4,527 | 1.00 | 1.00 |
| 1766 | Media Production Technician | 2,084 | B | 2,533 | 2.00 | 2.00 |
| 1771 | Media Production Specialist | 2,371 | B | 2,882 | 1.00 | 1.00 |
| 1773 | Media Training Specialist | 3,047 | B | 3,703 | 1.00 | 1.00 |
| 1842 | Management Assistant | 2,614 | B | 3,178 | 1.00 | 1.00 |
| 3602 | Library Page | 1,634 | B | 1,985 | 0.50 | 0.50 |
| 3610 | Library Assistant | 2,004 | B | 2,435 | 0.50 | 0.50 |
| 3616 | Library Technical Assistant I | 2,360 | B | 2,868 | 4.00 | 4.00 |
| 3630 | Librarian I | 2,745 | B | 3,337 | 1.77 | 2.00 |
| 3634 | Librarian III | 3,353 | B | 4,075 | 1.00 | 1.00 |
| TEMPM | Temporary - Miscellaneous | 0.00 | B | 0.00 | 0.05 | 0.05 |
| SubFund Total: | | | | | 32.59 | 33.05 |
| Program Total: | | | | | 32.59 | 33.05 |
| Program: | EGH | FACILITES | | | | |
| Subfund: | 2S LIB NPR | PUBLIC LIBRARY PRESERVATION FUND | | | | |
| 0922 | Manager I | 3,661 | B | 4,672 | 0.77 | 1.00 |
| 0932 | Manager IV | 4,551 | B | 5,809 | 1.00 | 1.00 |
| 1820 | Junior Administrative Analyst | 2,161 | B | 2,627 | 1.00 | 1.00 |
| 1822 | Administrative Analyst | 2,841 | B | 3,453 | 1.00 | 1.00 |
| 1842 | Management Assistant | 2,614 | B | 3,178 | 1.00 | 1.00 |
| 1926 | Senior Materials And Supplies Supervisor | 1,980 | B | 2,407 | 1.00 | 1.00 |
| 2708 | Custodian | 1,835 | B | 2,230 | 43.54 | 44.50 |

Annual Salary Ordinance 2016-2017 and 2017-2018

Budgeted Position Counts (FTE) by Department and Job Code

| Job Code | Title | Low | Type | High | 2016-2017 FTE | 2017-2018 FTE |
|---------------------------|----------------------------------|----------------------------------|------|-------|------------------|------------------|
| LIB PUBLIC LIBRARY | | | | | | |
| Program: | EIB | LIBRARY ADMINISTRATION | | | | |
| Subfund: | 2S LIB NPR | PUBLIC LIBRARY PRESERVATION FUND | | | | |
| 1452 | Executive Secretary II | 2,647 | B | 3,217 | 1.00 | 1.00 |
| 1544 | Secretary, Library Commission | 3,155 | B | 3,836 | 1.00 | 1.00 |
| 1630 | Account Clerk | 1,886 | B | 2,292 | 1.00 | 1.00 |
| 1632 | Senior Account Clerk | 2,183 | B | 2,654 | 1.00 | 1.00 |
| 1634 | Principal Account Clerk | 2,466 | B | 2,997 | 1.00 | 1.00 |
| 1654 | Accountant III | 3,189 | B | 3,873 | 1.00 | 1.00 |
| 1657 | Accountant IV | 3,689 | B | 4,484 | 1.00 | 1.00 |
| 1820 | Junior Administrative Analyst | 2,161 | B | 2,627 | 1.00 | 1.00 |
| 1823 | Senior Administrative Analyst | 3,313 | B | 4,028 | 0.77 | 1.00 |
| 1824 | Principal Administrative Analyst | 3,836 | B | 4,662 | 2.00 | 2.00 |
| 1840 | Junior Management Assistant | 2,303 | B | 2,800 | 2.00 | 2.00 |
| 3602 | Library Page | 1,634 | B | 1,985 | 0.50 | 0.50 |
| 3616 | Library Technical Assistant I | 2,360 | B | 2,868 | 1.00 | 1.00 |
| 5320 | Illustrator And Art Designer | 2,700 | B | 3,282 | 1.00 | 1.00 |
| 5322 | Graphic Artist | 2,079 | B | 2,527 | 1.50 | 1.50 |
| 9251 | Public Relations Manager | 4,145 | B | 5,039 | 0.77 | 1.00 |
| TEMPM | Temporary - Miscellaneous | 0.00 | B | 0.00 | 0.96 | 0.94 |
| SubFund Total: | | | | | 35.50 | 35.94 |
| Program Total: | | | | | 35.50 | 35.94 |
| Program: | FAL | CHILDREN'S BASELINE | | | | |
| Subfund: | 2S LIB NPR | PUBLIC LIBRARY PRESERVATION FUND | | | | |
| 3602 | Library Page | 1,634 | B | 1,985 | 5.00 | 5.00 |
| 3610 | Library Assistant | 2,004 | B | 2,435 | 0.91 | 1.00 |
| 3616 | Library Technical Assistant I | 2,360 | B | 2,868 | 2.00 | 2.00 |
| 3618 | Library Technical Assistant II | 2,564 | B | 3,117 | 1.00 | 1.00 |
| 3630 | Librarian I | 2,745 | B | 3,337 | 52.00 | 53.50 |
| 3632 | Librarian II | 3,041 | B | 3,696 | 17.00 | 17.00 |
| 3634 | Librarian III | 3,353 | B | 4,075 | 2.00 | 2.00 |
| 9912 | Public Service Aide - Technical | 1,040 | B | 1,258 | 0.50 | 0.50 |
| TEMPM | Temporary - Miscellaneous | 0.00 | B | 0.00 | 0.75 | 0.73 |
| SubFund Total: | | | | | 81.16 | 82.73 |
| Program Total: | | | | | 81.16 | 82.73 |
| Program: | FAY | TRANSITIONAL-AGED YOUTH BASELINE | | | | |

Annual Salary Ordinance 2016-2017 and 2017-2018

Budgeted Position Counts (FTE) by Department and Job Code

| Job Code | Title | Low | Type | High | 2016-2017 FTE | 2017-2018 FTE |
|------------|---------------------------|------|----------------------------------|------|------------------|------------------|
| LIB | PUBLIC LIBRARY | | | | | |
| Program: | FAY | | TRANSITIONAL-AGED YOUTH BASELINE | | | |
| Subfund: | 2S LIB NPR | | PUBLIC LIBRARY PRESERVATION FUND | | | |
| TEMPM | Temporary - Miscellaneous | 0.00 | B | 0.00 | 1.73 | 1.69 |
| | | | SubFund Total: | | 1.73 | 1.69 |
| | | | Program Total: | | 1.73 | 1.69 |
| | | | LIB Department Total: | | 737.91 | 753.45 |

Annual Salary Ordinance 2016-2017 and 2017-2018

Budgeted Position Counts (FTE) by Department and Job Code

| Job Code | Title | Low | Type | High | 2016-2017 FTE | 2017-2018 FTE |
|------------|---------------------------|-------|------|------------------------------|------------------|------------------|
| LLB | LAW LIBRARY | | | | | |
| Program: | EEA | | | | | |
| | LAW LIBRARY | | | | | |
| Subfund: | 1G AGF AAA | | | | | |
| | GF-NON-PROJECT-CONTROLLED | | | | | |
| 0170 | Assistant Law Librarian | 5,100 | B | 5,100 | 1.00 | 1.00 |
| 0180 | Law Librarian | 6,944 | B | 6,944 | 1.00 | 1.00 |
| 0190 | Bookbinder | 3,400 | B | 3,400 | 1.00 | 1.00 |
| | | | | SubFund Total: | 3.00 | 3.00 |
| | | | | Program Total: | 3.00 | 3.00 |
| | | | | LLB Department Total: | 3.00 | 3.00 |

Annual Salary Ordinance 2016-2017 and 2017-2018

Budgeted Position Counts (FTE) by Department and Job Code

| Job Code | Title | Low | Type | High | 2016-2017 FTE | 2017-2018 FTE |
|--|--|-------|------|-------|------------------|------------------|
| MTA MUNICIPAL TRANSPORTATION AGENCY | | | | | | |
| Program: | BE1 ADMINISTRATION | | | | | |
| Subfund: | 5M AAA AAA MUNI-OPERATING-NON-PROJ-CONTROLLED FD | | | | | |
| 1033 | IS Trainer-Senior | 3,460 | B | 4,206 | 1.00 | 1.00 |
| 1041 | IS Engineer-Assistant | 3,403 | B | 4,279 | 1.00 | 1.00 |
| 1091 | IT Operations Support Administrator I | 1,994 | B | 2,424 | 1.00 | 1.00 |
| 1093 | IT Operations Support Administrator III | 2,847 | B | 3,460 | 1.00 | 1.00 |
| 1094 | IT Operations Support Administrator IV | 3,460 | B | 4,206 | 6.00 | 6.00 |
| 1095 | IT Operations Support Administrator V | 3,724 | B | 4,527 | 1.00 | 1.00 |
| 1241 | Personnel Analyst | 2,449 | B | 3,604 | 2.00 | 2.00 |
| 1408 | Principal Clerk | 2,407 | B | 2,926 | 1.00 | 1.00 |
| 1426 | Senior Clerk Typist | 2,004 | B | 2,435 | 1.00 | 1.00 |
| 1820 | Junior Administrative Analyst | 2,161 | B | 2,627 | 1.00 | 1.00 |
| 1823 | Senior Administrative Analyst | 3,313 | B | 4,028 | 2.00 | 2.00 |
| 1824 | Principal Administrative Analyst | 3,836 | B | 4,662 | 2.00 | 2.00 |
| 1840 | Junior Management Assistant | 2,303 | B | 2,800 | 1.00 | 1.00 |
| 1842 | Management Assistant | 2,614 | B | 3,178 | 2.00 | 2.00 |
| 1844 | Senior Management Assistant | 2,997 | B | 3,643 | 2.00 | 2.00 |
| 1929 | Parts Storekeeper | 2,161 | B | 2,627 | 34.50 | 37.00 |
| 1931 | Senior Parts Storekeeper | 2,348 | B | 2,855 | 6.50 | 7.00 |
| 1935 | Principal Parts Storekeeper | 2,466 | B | 2,997 | 1.00 | 1.00 |
| 1937 | Supervising Parts Storekeeper | 2,589 | B | 3,147 | 1.00 | 1.00 |
| 1942 | Assistant Materials Coordinator | 3,234 | B | 3,931 | 4.00 | 4.00 |
| 1950 | Assistant Purchaser | 2,230 | B | 2,711 | 11.00 | 11.00 |
| 9110 | Fare Collections Receiver | 2,038 | B | 2,478 | 47.00 | 47.00 |
| 9116 | Senior Fare Collections Receiver | 2,360 | B | 2,868 | 13.00 | 13.00 |
| 9117 | Principal Fare Collections Receiver | 2,969 | B | 3,608 | 3.00 | 3.00 |
| 9172 | Manager II, Municipal Transportation Age | 3,661 | B | 4,672 | 3.00 | 3.00 |
| 9174 | Manager IV, Municipal Transportation Age | 4,238 | B | 5,408 | 1.00 | 1.00 |
| 9177 | Manager III, Municipal Transportation Ag | 3,931 | B | 5,018 | 1.00 | 1.00 |
| 9179 | Manager V, Municipal Transportation Agen | 4,551 | B | 5,809 | 1.00 | 1.00 |
| 9180 | Manager VI, Municipal Transportation Age | 4,905 | B | 6,260 | 1.00 | 1.00 |

Annual Salary Ordinance 2016-2017 and 2017-2018

Budgeted Position Counts (FTE) by Department and Job Code

| Job Code | Title | Low | Type | High | 2016-2017 FTE | 2017-2018 FTE |
|--|---|-------|------|-------|------------------|------------------|
| MTA MUNICIPAL TRANSPORTATION AGENCY | | | | | | |
| Program: | BE1 ADMINISTRATION | | | | | |
| Subfund: | 5M AAA AAA MUNI-OPERATING-NON-PROJ-CONTROLLED FD | | | | | |
| 9181 | Manager VII, Municipal Transportation Ag | 5,269 | B | 6,725 | 1.00 | 1.00 |
| TEMPM | Temporary - Miscellaneous | 0.00 | B | 0.00 | 2.62 | 2.56 |
| SubFund Total: | | | | | 156.62 | 159.56 |
| Subfund: | 5M AAA OHF MTA-GENERAL ADMINISTRATION OVERHEAD FUND | | | | | |
| 1041 | IS Engineer-Assistant | 3,403 | B | 4,279 | 1.00 | 1.00 |
| 1042 | IS Engineer-Journey | 3,768 | B | 4,740 | 5.00 | 5.00 |
| 1043 | IS Engineer-Senior | 4,177 | B | 5,252 | 2.00 | 2.00 |
| 1044 | IS Engineer-Principal | 4,493 | B | 5,651 | 17.00 | 17.00 |
| 1051 | IS Business Analyst-Assistant | 2,626 | B | 3,303 | 1.00 | 1.00 |
| 1052 | IS Business Analyst | 3,041 | B | 3,825 | 2.00 | 2.00 |
| 1053 | IS Business Analyst-Senior | 3,520 | B | 4,428 | 6.00 | 6.00 |
| 1054 | IS Business Analyst-Principal | 4,076 | B | 5,126 | 2.00 | 2.00 |
| 1070 | IS Project Director | 4,493 | B | 5,651 | 2.00 | 2.00 |
| 1202 | Personnel Clerk | 1,955 | B | 2,377 | 6.00 | 7.00 |
| 1204 | Senior Personnel Clerk | 2,264 | B | 2,752 | 6.00 | 6.00 |
| 1220 | Payroll Clerk | 2,247 | B | 2,732 | 6.00 | 6.00 |
| 1222 | Senior Payroll And Personnel Clerk | 2,466 | B | 2,997 | 8.00 | 8.00 |
| 1224 | Principal Payroll And Personnel Clerk | 2,719 | B | 3,304 | 3.00 | 3.00 |
| 1231 | EEO Programs Senior Specialist | 3,668 | B | 4,458 | 1.00 | 1.00 |
| 1241 | Personnel Analyst | 2,449 | B | 3,604 | 16.00 | 16.00 |
| 1244 | Senior Personnel Analyst | 3,460 | B | 4,206 | 8.00 | 8.00 |
| 1246 | Principal Personnel Analyst | 4,106 | B | 4,991 | 1.00 | 1.00 |
| 1310 | Public Relations Assistant | 1,980 | B | 2,407 | 2.00 | 2.00 |
| 1312 | Public Information Officer | 2,621 | B | 3,187 | 5.77 | 6.00 |
| 1314 | Public Relations Officer | 3,126 | B | 3,799 | 6.77 | 7.00 |
| 1406 | Senior Clerk | 1,823 | B | 2,215 | 2.00 | 2.00 |
| 1408 | Principal Clerk | 2,407 | B | 2,926 | 1.00 | 1.00 |
| 1446 | Secretary II | 2,209 | B | 2,685 | 3.00 | 3.00 |
| 1450 | Executive Secretary I | 2,407 | B | 2,926 | 2.00 | 2.00 |
| 1452 | Executive Secretary II | 2,647 | B | 3,217 | 2.00 | 2.00 |
| 1454 | Executive Secretary III | 2,874 | B | 3,493 | 2.00 | 2.00 |
| 1630 | Account Clerk | 1,886 | B | 2,292 | 2.00 | 2.00 |
| 1632 | Senior Account Clerk | 2,183 | B | 2,654 | 11.00 | 11.00 |

Annual Salary Ordinance 2016-2017 and 2017-2018

Budgeted Position Counts (FTE) by Department and Job Code

| Job Code | Title | Low | Type | High | 2016-2017 FTE | 2017-2018 FTE |
|--|---|--------|------|--------|---------------|---------------|
| MTA MUNICIPAL TRANSPORTATION AGENCY | | | | | | |
| Program: | BE1 ADMINISTRATION | | | | | |
| Subfund: | 5M AAA OHF MTA-GENERAL ADMINISTRATION OVERHEAD FUND | | | | | |
| 1634 | Principal Account Clerk | 2,466 | B | 2,997 | 8.00 | 8.00 |
| 1652 | Accountant II | 2,632 | B | 3,199 | 3.00 | 3.00 |
| 1654 | Accountant III | 3,189 | B | 3,873 | 11.00 | 11.00 |
| 1657 | Accountant IV | 3,689 | B | 4,484 | 4.00 | 4.00 |
| 1770 | Photographer | 2,140 | B | 2,602 | 1.00 | 1.00 |
| 1820 | Junior Administrative Analyst | 2,161 | B | 2,627 | 2.00 | 2.00 |
| 1822 | Administrative Analyst | 2,841 | B | 3,453 | 6.00 | 6.00 |
| 1823 | Senior Administrative Analyst | 3,313 | B | 4,028 | 10.00 | 10.00 |
| 1824 | Principal Administrative Analyst | 3,836 | B | 4,662 | 12.00 | 12.00 |
| 1840 | Junior Management Assistant | 2,303 | B | 2,800 | 2.00 | 2.00 |
| 1844 | Senior Management Assistant | 2,997 | B | 3,643 | 2.00 | 2.00 |
| 5290 | Transit Planner IV | 4,082 | B | 4,961 | 1.00 | 1.00 |
| 5293 | Planner IV | 4,082 | B | 4,961 | 1.00 | 1.00 |
| 5320 | Illustrator And Art Designer | 2,700 | B | 3,282 | 2.00 | 2.00 |
| 9122 | Transit Information Clerk | 2,226 | B | 2,706 | 2.00 | 2.00 |
| 9124 | Senior Transit Information Clerk | 2,326 | B | 2,827 | 1.00 | 1.00 |
| 9151 | Real Estate Development Manager | 4,082 | B | 4,961 | 1.00 | 1.00 |
| 9172 | Manager II, Municipal Transportation Age | 3,661 | B | 4,672 | 11.77 | 12.00 |
| 9174 | Manager IV, Municipal Transportation Age | 4,238 | B | 5,408 | 13.00 | 13.00 |
| 9177 | Manager III, Municipal Transportation Ag | 3,931 | B | 5,018 | 1.00 | 1.00 |
| 9179 | Manager V, Municipal Transportation Agen | 4,551 | B | 5,809 | 6.00 | 6.00 |
| 9180 | Manager VI, Municipal Transportation Age | 4,905 | B | 6,260 | 3.00 | 3.00 |
| 9181 | Manager VII, Municipal Transportation Ag | 5,269 | B | 6,725 | 2.00 | 2.00 |
| 9182 | Manager VIII, Municipal Transportation Ag | 5,636 | B | 7,193 | 2.50 | 2.50 |
| 9183 | Deputy Director I, Municipal Transportat | 5,991 | B | 7,647 | 3.00 | 3.00 |
| 9186 | General Manager, Public Transportation D | 12,025 | B | 12,025 | 1.00 | 1.00 |
| 9187 | Deputy Director II Municipal Transportat | 6,387 | B | 8,152 | 2.00 | 2.00 |

Annual Salary Ordinance 2016-2017 and 2017-2018

Budgeted Position Counts (FTE) by Department and Job Code

| Job Code | Title | Low | Type | High | 2016-2017 FTE | 2017-2018 FTE |
|--|---|-------|------|-------|------------------|------------------|
| MTA MUNICIPAL TRANSPORTATION AGENCY | | | | | | |
| Program: | BE1 ADMINISTRATION | | | | | |
| Subfund: | 5M AAA OHF MTA-GENERAL ADMINISTRATION OVERHEAD FUND | | | | | |
| 9190 | Board Secretary, Municipal Transportatio | 4,551 | B | 5,809 | 1.00 | 1.00 |
| 9920 | Public Service Aide - Assistant To Profe | 1,491 | B | 1,491 | 1.54 | 2.00 |
| TEMPM | Temporary - Miscellaneous | 0.00 | B | 0.00 | 7.24 | 7.07 |
| SubFund Total: | | | | | 256.59 | 258.57 |
| Subfund: | 5M AAA PSF MUNI RAILWAY PERSONNEL FUND | | | | | |
| 1044 | IS Engineer-Principal | 4,493 | B | 5,651 | 1.00 | 1.00 |
| 1052 | IS Business Analyst | 3,041 | B | 3,825 | 4.00 | 4.00 |
| 1054 | IS Business Analyst-Principal | 4,076 | B | 5,126 | 1.00 | 1.00 |
| 1093 | IT Operations Support Administrator III | 2,847 | B | 3,460 | 1.00 | 1.00 |
| 1204 | Senior Personnel Clerk | 2,264 | B | 2,752 | 1.00 | 1.00 |
| 1222 | Senior Payroll And Personnel Clerk | 2,466 | B | 2,997 | 1.00 | 1.00 |
| 1226 | Chief Payroll And Personnel Clerk | 2,868 | B | 3,486 | 1.00 | 1.00 |
| 1241 | Personnel Analyst | 2,449 | B | 3,604 | 1.00 | 1.00 |
| 1244 | Senior Personnel Analyst | 3,460 | B | 4,206 | 1.00 | 1.00 |
| 1310 | Public Relations Assistant | 1,980 | B | 2,407 | 1.00 | 1.00 |
| 1312 | Public Information Officer | 2,621 | B | 3,187 | 5.00 | 5.00 |
| 1402 | Junior Clerk | 1,615 | B | 1,960 | 1.00 | 1.00 |
| 1450 | Executive Secretary I | 2,407 | B | 2,926 | 1.00 | 1.00 |
| 1634 | Principal Account Clerk | 2,466 | B | 2,997 | 5.00 | 5.00 |
| 1652 | Accountant II | 2,632 | B | 3,199 | 4.00 | 4.00 |
| 1654 | Accountant III | 3,189 | B | 3,873 | 7.00 | 7.00 |
| 1657 | Accountant IV | 3,689 | B | 4,484 | 5.00 | 5.00 |
| 1820 | Junior Administrative Analyst | 2,161 | B | 2,627 | 1.00 | 1.00 |
| 1822 | Administrative Analyst | 2,841 | B | 3,453 | 6.00 | 6.00 |
| 1823 | Senior Administrative Analyst | 3,313 | B | 4,028 | 6.00 | 6.00 |
| 1824 | Principal Administrative Analyst | 3,836 | B | 4,662 | 16.00 | 16.00 |
| 1942 | Assistant Materials Coordinator | 3,234 | B | 3,931 | 1.00 | 1.00 |
| 2978 | Contract Compliance Officer II | 4,218 | B | 5,126 | 4.00 | 4.00 |
| 2992 | Contract Compliance Officer I | 3,217 | B | 3,910 | 2.00 | 2.00 |
| 5277 | Planner I | 2,388 | B | 2,902 | 2.00 | 2.00 |
| 5288 | Transit Planner II | 2,902 | B | 3,527 | 1.00 | 1.00 |

Annual Salary Ordinance 2016-2017 and 2017-2018

Budgeted Position Counts (FTE) by Department and Job Code

| Job Code | Title | Low | Type | High | 2016-2017 FTE | 2017-2018 FTE |
|--|---|--------------------------------------|------|-------|------------------|------------------|
| MTA MUNICIPAL TRANSPORTATION AGENCY | | | | | | |
| Program: | BE1 | ADMINISTRATION | | | | |
| Subfund: | 5M AAA PSF | MUNI RAILWAY PERSONNEL FUND | | | | |
| 5289 | Transit Planner III | 3,446 | B | 4,188 | 2.00 | 2.00 |
| 5322 | Graphic Artist | 2,079 | B | 2,527 | 1.00 | 1.00 |
| 9174 | Manager IV, Municipal Transportation Age | 4,238 | B | 5,408 | 2.00 | 2.00 |
| 9177 | Manager III, Municipal Transportation Ag | 3,931 | B | 5,018 | 2.00 | 2.00 |
| 9179 | Manager V, Municipal Transportation Agen | 4,551 | B | 5,809 | 4.00 | 4.00 |
| 9181 | Manager VII, Municipal Transportation Ag | 5,269 | B | 6,725 | 3.00 | 3.00 |
| 9182 | Manager VIII, Municipal Transportation Ag | 5,636 | B | 7,193 | 1.50 | 1.50 |
| TEMPM | Temporary - Miscellaneous | 0.00 | B | 0.00 | 2.65 | 2.58 |
| SubFund Total: | | | | | 98.15 | 98.08 |
| Program Total: | | | | | 511.36 | 516.21 |
| Program: | BE2 | PARKING & TRAFFIC | | | | |
| Subfund: | 5N AAA AAA | PTC-OPERATING-NON-PROJ-CONTROLLED FD | | | | |
| 1406 | Senior Clerk | 1,823 | B | 2,215 | 6.00 | 6.00 |
| 1408 | Principal Clerk | 2,407 | B | 2,926 | 4.00 | 4.00 |
| 1410 | Chief Clerk | 2,758 | B | 3,353 | 1.00 | 1.00 |
| 1426 | Senior Clerk Typist | 2,004 | B | 2,435 | 2.00 | 2.00 |
| 1452 | Executive Secretary II | 2,647 | B | 3,217 | 1.00 | 1.00 |
| 1820 | Junior Administrative Analyst | 2,161 | B | 2,627 | 1.00 | 1.00 |
| 1822 | Administrative Analyst | 2,841 | B | 3,453 | 1.00 | 1.00 |
| 1823 | Senior Administrative Analyst | 3,313 | B | 4,028 | 3.77 | 4.00 |
| 1840 | Junior Management Assistant | 2,303 | B | 2,800 | 1.00 | 1.00 |
| 1842 | Management Assistant | 2,614 | B | 3,178 | 2.00 | 2.00 |
| 1844 | Senior Management Assistant | 2,997 | B | 3,643 | 4.00 | 4.00 |
| 1936 | Senior Storekeeper | 2,048 | B | 2,490 | 2.00 | 2.00 |
| 1942 | Assistant Materials Coordinator | 3,234 | B | 3,931 | 1.00 | 1.00 |
| 5203 | Assistant Engineer | 3,263 | B | 3,966 | 7.00 | 7.00 |
| 5207 | Associate Engineer | 3,799 | B | 4,617 | 6.00 | 6.00 |
| 5211 | Engineer/Architect/Landscape Architect S | 5,090 | B | 6,187 | 3.00 | 3.00 |
| 5212 | Engineer/Architect Principal | 5,905 | B | 7,178 | 1.00 | 1.00 |

Annual Salary Ordinance 2016-2017 and 2017-2018

Budgeted Position Counts (FTE) by Department and Job Code

| Job Code | Title | Low | Type | High | 2016-2017 FTE | 2017-2018 FTE |
|--|--|--------------------------------------|------|-------|------------------|------------------|
| MTA MUNICIPAL TRANSPORTATION AGENCY | | | | | | |
| Program: | BE2 | PARKING & TRAFFIC | | | | |
| Subfund: | 5N AAA AAA | PTC-OPERATING-NON-PROJ-CONTROLLED FD | | | | |
| 5241 | Engineer | 4,397 | B | 5,345 | 4.77 | 5.00 |
| 5277 | Planner I | 2,388 | B | 2,902 | 1.00 | 1.00 |
| 5288 | Transit Planner II | 2,902 | B | 3,527 | 0.77 | 1.00 |
| 5289 | Transit Planner III | 3,446 | B | 4,188 | 2.00 | 2.00 |
| 5290 | Transit Planner IV | 4,082 | B | 4,961 | 1.00 | 1.00 |
| 5302 | Traffic Survey Technician | 2,401 | B | 2,918 | 12.00 | 12.00 |
| 5303 | Supervisor, Traffic And Street Signs | 3,155 | B | 3,836 | 4.00 | 4.00 |
| 5306 | Traffic Sign Manager | 3,734 | B | 4,539 | 1.00 | 1.00 |
| 5366 | Engineering Associate II | 3,126 | B | 3,799 | 2.00 | 2.00 |
| 6231 | Senior Street Inspector | 3,005 | B | 3,653 | 2.00 | 2.00 |
| 7242 | Painter Supervisor I | 2,940 | B | 3,769 | 4.00 | 4.00 |
| 7243 | Parking Meter Repairer Supervisor I | 2,772 | B | 3,369 | 4.00 | 4.00 |
| 7258 | Maintenance Machinist Supervisor I | 4,255 | B | 4,255 | 1.00 | 1.00 |
| 7332 | Maintenance Machinist | 2,745 | B | 3,337 | 3.00 | 3.00 |
| 7346 | Painter | 2,589 | B | 3,147 | 21.00 | 21.00 |
| 7432 | Electrical Line Helper | 2,614 | B | 3,178 | 2.00 | 2.00 |
| 7444 | Parking Meter Repairer | 2,383 | B | 2,896 | 21.00 | 21.00 |
| 7457 | Sign Worker | 2,199 | B | 2,672 | 23.00 | 23.00 |
| 8167 | Parking Hearing Examiner | 3,093 | B | 3,760 | 8.00 | 8.00 |
| 8168 | Parking Hearing Supervisor | 3,537 | B | 4,299 | 1.00 | 1.00 |
| 8214 | Parking Control Officer | 1,927 | B | 2,483 | 1.00 | 1.00 |
| 9145 | Traffic Signal Electrician | 4,221 | B | 4,221 | 14.00 | 14.00 |
| 9147 | Traffic Signal Electrician Supervisor I | 4,742 | B | 4,742 | 2.00 | 2.00 |
| 9149 | Traffic Signal Electrician Supervisor II | 5,298 | B | 5,298 | 1.00 | 1.00 |
| 9172 | Manager II, Municipal Transportation Age | 3,661 | B | 4,672 | 4.00 | 4.00 |
| 9174 | Manager IV, Municipal Transportation Age | 4,238 | B | 5,408 | 2.00 | 2.00 |
| 9177 | Manager III, Municipal Transportation Ag | 3,931 | B | 5,018 | 5.00 | 5.00 |
| 9179 | Manager V, Municipal Transportation Agen | 4,551 | B | 5,809 | 0.00 | 0.50 |
| 9180 | Manager VI, Municipal Transportation Age | 4,905 | B | 6,260 | 3.00 | 3.00 |
| 9182 | Manager VIII, Municipal Transportation | 5,636 | B | 7,193 | 1.00 | 1.00 |

Annual Salary Ordinance 2016-2017 and 2017-2018

Budgeted Position Counts (FTE) by Department and Job Code

| Job Code | Title | Low | Type | High | 2016-2017 FTE | 2017-2018 FTE |
|--|--|--|------|-------|------------------|------------------|
| MTA MUNICIPAL TRANSPORTATION AGENCY | | | | | | |
| Program: | BE2 | PARKING & TRAFFIC | | | | |
| Subfund: | 5N AAA AAA | PTC-OPERATING-NON-PROJ-CONTROLLED FD | | | | |
| | Ag | | | | | |
| 9187 | Deputy Director II Municipal Transportat | 6,387 | B | 8,152 | 1.00 | 1.00 |
| 9504 | Permit and Citation Clerk | 2,230 | B | 2,711 | 18.00 | 18.00 |
| 9506 | Senior Permit and Citation Clerk | 2,449 | B | 2,977 | 20.00 | 20.00 |
| 9508 | Principal Permit and Citation Clerk | 2,666 | B | 3,241 | 7.00 | 7.00 |
| TEMPM | Temporary - Miscellaneous | 0.00 | B | 0.00 | 22.88 | 22.35 |
| SubFund Total: | | | | | 267.19 | 267.85 |
| Subfund: | 5N AAA PSF | PARKING & TRAFFIC PERSONNEL FUND | | | | |
| 1823 | Senior Administrative Analyst | 3,313 | B | 4,028 | 3.00 | 3.00 |
| 5201 | Junior Engineer | 2,890 | B | 3,513 | 2.00 | 2.00 |
| 5203 | Assistant Engineer | 3,263 | B | 3,966 | 15.00 | 15.00 |
| 5207 | Associate Engineer | 3,799 | B | 4,617 | 11.00 | 11.00 |
| 5211 | Engineer/Architect/Landscape Architect S | 5,090 | B | 6,187 | 1.00 | 1.00 |
| 5241 | Engineer | 4,397 | B | 5,345 | 6.00 | 6.00 |
| 5290 | Transit Planner IV | 4,082 | B | 4,961 | 1.00 | 1.00 |
| 5302 | Traffic Survey Technician | 2,401 | B | 2,918 | 3.00 | 3.00 |
| 5304 | Materials Testing Aide | 2,252 | B | 2,737 | 1.00 | 1.00 |
| 5364 | Engineering Associate I | 2,700 | B | 3,282 | 1.00 | 1.00 |
| 5366 | Engineering Associate II | 3,126 | B | 3,799 | 1.00 | 1.00 |
| 5502 | Project Manager I | 4,952 | B | 4,952 | 4.77 | 5.00 |
| 5506 | Project Manager III | 6,956 | B | 6,956 | 1.00 | 1.00 |
| 7346 | Painter | 2,589 | B | 3,147 | 18.00 | 18.00 |
| 7432 | Electrical Line Helper | 2,614 | B | 3,178 | 2.00 | 2.00 |
| 7457 | Sign Worker | 2,199 | B | 2,672 | 2.00 | 2.00 |
| 9145 | Traffic Signal Electrician | 4,221 | B | 4,221 | 7.00 | 7.00 |
| 9147 | Traffic Signal Electrician Supervisor I | 4,742 | B | 4,742 | 1.00 | 1.00 |
| TEMPM | Temporary - Miscellaneous | 0.00 | B | 0.00 | 0.02 | 0.02 |
| SubFund Total: | | | | | 80.79 | 81.02 |
| Program Total: | | | | | 347.98 | 348.87 |
| Program: | BE3 | SECURITY, SAFETY, TRAINING & ENFORCEMENT | | | | |
| Subfund: | 5M AAA AAA | MUNI-OPERATING-NON-PROJ-CONTROLLED FD | | | | |
| 1406 | Senior Clerk | 1,823 | B | 2,215 | 5.50 | 6.00 |

Annual Salary Ordinance 2016-2017 and 2017-2018

Budgeted Position Counts (FTE) by Department and Job Code

| Job Code | Title | Low | Type | High | 2016-2017 FTE | 2017-2018 FTE |
|--|---|--|------|-------|------------------|------------------|
| MTA MUNICIPAL TRANSPORTATION AGENCY | | | | | | |
| Program: | BE3 | SECURITY, SAFETY, TRAINING & ENFORCEMENT | | | | |
| Subfund: | 5M AAA AAA | MUNI-OPERATING-NON-PROJ-CONTROLLED FD | | | | |
| 1408 | Principal Clerk | 2,407 | B | 2,926 | 1.00 | 1.00 |
| 1410 | Chief Clerk | 2,758 | B | 3,353 | 1.00 | 1.00 |
| 1452 | Executive Secretary II | 2,647 | B | 3,217 | 1.00 | 1.00 |
| 1820 | Junior Administrative Analyst | 2,161 | B | 2,627 | 1.00 | 1.00 |
| 1823 | Senior Administrative Analyst | 3,313 | B | 4,028 | 1.00 | 1.00 |
| 1840 | Junior Management Assistant | 2,303 | B | 2,800 | 2.00 | 2.00 |
| 1844 | Senior Management Assistant | 2,997 | B | 3,643 | 1.00 | 1.00 |
| 5288 | Transit Planner II | 2,902 | B | 3,527 | 1.00 | 1.00 |
| 8121 | Fare Inspections Supervisor/Investigator | 2,847 | B | 3,460 | 9.00 | 9.00 |
| 9124 | Senior Transit Information Clerk | 2,326 | B | 2,827 | 2.00 | 2.00 |
| 9132 | Transit Fare Inspector | 2,172 | B | 2,640 | 54.00 | 54.00 |
| 9139 | Transit Supervisor | 2,960 | B | 3,597 | 58.00 | 58.00 |
| 9140 | Transit Manager I | 3,493 | B | 4,246 | 5.00 | 5.00 |
| 9141 | Transit Manager II | 3,948 | B | 4,799 | 1.00 | 1.00 |
| 9172 | Manager II, Municipal Transportation Age | 3,661 | B | 4,672 | 1.00 | 1.00 |
| 9174 | Manager IV, Municipal Transportation Age | 4,238 | B | 5,408 | 2.00 | 2.00 |
| 9179 | Manager V, Municipal Transportation Agen | 4,551 | B | 5,809 | 1.00 | 1.00 |
| 9183 | Deputy Director I, Municipal Transportat | 5,991 | B | 7,647 | 1.00 | 1.00 |
| 9520 | Transportation Safety Specialist | 3,679 | B | 4,471 | 10.50 | 11.00 |
| 9708 | Employment & Training Specialist VI | 3,921 | B | 4,766 | 1.00 | 1.00 |
| 9914 | Public Service Aide - Administration | 1,487 | B | 1,487 | 3.00 | 3.00 |
| 9916 | Public Service Aide - Public Works | 1,138 | B | 1,333 | 24.00 | 24.00 |
| TEMPM | Temporary - Miscellaneous | 0.00 | B | 0.00 | 16.19 | 15.82 |
| SubFund Total: | | | | | 203.19 | 203.82 |
| Subfund: | 5M AAA OHF | MTA-GENERAL ADMINISTRATION OVERHEAD FUND | | | | |
| 1244 | Senior Personnel Analyst | 3,460 | B | 4,206 | 3.00 | 3.00 |
| 1450 | Executive Secretary I | 2,407 | B | 2,926 | 1.00 | 1.00 |
| 1824 | Principal Administrative Analyst | 3,836 | B | 4,662 | 0.50 | 1.00 |
| 5177 | Safety Officer | 4,246 | B | 5,161 | 1.00 | 1.00 |
| 6130 | Safety Analyst | 3,851 | B | 4,681 | 4.00 | 4.00 |

Annual Salary Ordinance 2016-2017 and 2017-2018

Budgeted Position Counts (FTE) by Department and Job Code

| Job Code | Title | Low | Type | High | 2016-2017 FTE | 2017-2018 FTE |
|--|---|--|------|-------|------------------|------------------|
| MTA MUNICIPAL TRANSPORTATION AGENCY | | | | | | |
| Program: | BE3 | SECURITY, SAFETY, TRAINING & ENFORCEMENT | | | | |
| Subfund: | 5M AAA OHF | MTA-GENERAL ADMINISTRATION OVERHEAD FUND | | | | |
| 6138 | Industrial Hygienist | 3,851 | B | 4,681 | 1.00 | 1.00 |
| 9174 | Manager IV, Municipal Transportation Age | 4,238 | B | 5,408 | 1.00 | 1.00 |
| 9179 | Manager V, Municipal Transportation Agen | 4,551 | B | 5,809 | 1.00 | 1.00 |
| SubFund Total: | | | | | 12.50 | 13.00 |
| Subfund: | 5N AAA AAA | PTC-OPERATING-NON-PROJ-CONTROLLED FD | | | | |
| 1091 | IT Operations Support Administrator I | 1,994 | B | 2,424 | 2.00 | 2.00 |
| 1406 | Senior Clerk | 1,823 | B | 2,215 | 2.00 | 2.00 |
| 1424 | Clerk Typist | 1,827 | B | 2,221 | 2.00 | 2.00 |
| 1426 | Senior Clerk Typist | 2,004 | B | 2,435 | 1.00 | 1.00 |
| 1704 | Communications Dispatcher I | 1,941 | B | 2,360 | 15.00 | 15.00 |
| 1705 | Communications Dispatcher II | 2,151 | B | 2,614 | 6.00 | 6.00 |
| 1708 | Senior Telephone Operator | 1,923 | B | 2,337 | 2.77 | 3.00 |
| 1823 | Senior Administrative Analyst | 3,313 | B | 4,028 | 3.00 | 3.00 |
| 1824 | Principal Administrative Analyst | 3,836 | B | 4,662 | 1.00 | 1.00 |
| 1842 | Management Assistant | 2,614 | B | 3,178 | 1.00 | 1.00 |
| 1934 | Storekeeper | 1,923 | B | 2,337 | 2.00 | 2.00 |
| 7410 | Automotive Service Worker | 2,135 | B | 2,596 | 1.00 | 1.00 |
| 8121 | Fare Inspections Supervisor/Investigator | 2,847 | B | 3,460 | 1.00 | 1.00 |
| 8214 | Parking Control Officer | 1,927 | B | 2,483 | 310.16 | 312.00 |
| 8216 | Senior Parking Control Officer | 2,303 | B | 2,969 | 33.00 | 33.00 |
| 8219 | Parking Enforcement Administrator | 3,093 | B | 3,760 | 4.00 | 4.00 |
| 9180 | Manager VI, Municipal Transportation Age | 4,905 | B | 6,260 | 1.00 | 1.00 |
| 9182 | Manager VIII, Municipal Transportation Ag | 5,636 | B | 7,193 | 1.00 | 1.00 |
| SubFund Total: | | | | | 388.93 | 391.00 |
| Program Total: | | | | | 604.62 | 607.82 |
| Program: | BE5 | PARKING GARAGES & LOTS | | | | |
| Subfund: | 5X OPF AAA | OFF-STREET PARKING OPERATING-NON PROJ | | | | |
| 1312 | Public Information Officer | 2,621 | B | 3,187 | 1.00 | 1.00 |
| 1823 | Senior Administrative Analyst | 3,313 | B | 4,028 | 3.00 | 3.00 |
| 1824 | Principal Administrative Analyst | 3,836 | B | 4,662 | 5.77 | 6.00 |

Annual Salary Ordinance 2016-2017 and 2017-2018

Budgeted Position Counts (FTE) by Department and Job Code

| Job Code | Title | Low | Type | High | 2016-2017 FTE | 2017-2018 FTE |
|--|--|--|------|-------|------------------|------------------|
| MTA MUNICIPAL TRANSPORTATION AGENCY | | | | | | |
| Program: | BE5 | PARKING GARAGES & LOTS | | | | |
| Subfund: | 5X OPF AAA | OFF-STREET PARKING OPERATING-NON PROJ | | | | |
| 1842 | Management Assistant | 2,614 | B | 3,178 | 1.00 | 1.00 |
| 1844 | Senior Management Assistant | 2,997 | B | 3,643 | 1.00 | 1.00 |
| 5290 | Transit Planner IV | 4,082 | B | 4,961 | 0.77 | 1.00 |
| 9177 | Manager III, Municipal Transportation Ag | 3,931 | B | 5,018 | 1.00 | 1.00 |
| 9179 | Manager V, Municipal Transportation Agen | 4,551 | B | 5,809 | 2.00 | 2.00 |
| 9182 | Manager VIII, Municipal Transporation Ag | 5,636 | B | 7,193 | 1.00 | 1.00 |
| TEMPM | Temporary - Miscellaneous | 0.00 | B | 0.00 | 4.52 | 4.41 |
| SubFund Total: | | | | | 21.06 | 21.41 |
| Program Total: | | | | | 21.06 | 21.41 |
| Program: | BE6 | TAXI SERVICES | | | | |
| Subfund: | 5O AAA AAA | TAXI COMMISS-OPER-NON-PROJ-CONTROLLED FD | | | | |
| 1406 | Senior Clerk | 1,823 | B | 2,215 | 3.00 | 3.00 |
| 1450 | Executive Secretary I | 2,407 | B | 2,926 | 1.00 | 1.00 |
| 1820 | Junior Administrative Analyst | 2,161 | B | 2,627 | 1.00 | 1.00 |
| 1840 | Junior Management Assistant | 2,303 | B | 2,800 | 1.00 | 1.00 |
| 9144 | Investigator, Taxi and Accessible Servic | 3,018 | B | 3,668 | 7.00 | 7.00 |
| 9174 | Manager IV, Municipal Transportation Age | 4,238 | B | 5,408 | 1.00 | 1.00 |
| 9177 | Manager III, Municipal Transportation Ag | 3,931 | B | 5,018 | 1.00 | 1.00 |
| 9183 | Deputy Director I, Municipal Transportat | 5,991 | B | 7,647 | 1.00 | 1.00 |
| 9504 | Permit and Citation Clerk | 2,230 | B | 2,711 | 2.00 | 2.00 |
| TEMPM | Temporary - Miscellaneous | 0.00 | B | 0.00 | 2.35 | 2.30 |
| SubFund Total: | | | | | 20.35 | 20.30 |
| Program Total: | | | | | 20.35 | 20.30 |
| Program: | BE7 | CAPITAL PROGRAMS & CONSTRUCTION | | | | |
| Subfund: | 5M AAA PSF | MUNI RAILWAY PERSONNEL FUND | | | | |
| 1314 | Public Relations Officer | 3,126 | B | 3,799 | 1.54 | 2.00 |
| 1424 | Clerk Typist | 1,827 | B | 2,221 | 1.00 | 1.00 |
| 1446 | Secretary II | 2,209 | B | 2,685 | 4.00 | 4.00 |

Annual Salary Ordinance 2016-2017 and 2017-2018

Budgeted Position Counts (FTE) by Department and Job Code

| Job Code | Title | Low | Type | High | 2016-2017 FTE | 2017-2018 FTE |
|--|--|---------------------------------------|------|-------|------------------|------------------|
| MTA MUNICIPAL TRANSPORTATION AGENCY | | | | | | |
| Program: | BE7 | CAPITAL PROGRAMS & CONSTRUCTION | | | | |
| Subfund: | 5M AAA PSF | MUNI RAILWAY PERSONNEL FUND | | | | |
| 1452 | Executive Secretary II | 2,647 | B | 3,217 | 1.00 | 1.00 |
| 1822 | Administrative Analyst | 2,841 | B | 3,453 | 2.54 | 3.00 |
| 1823 | Senior Administrative Analyst | 3,313 | B | 4,028 | 6.85 | 8.00 |
| 1824 | Principal Administrative Analyst | 3,836 | B | 4,662 | 3.77 | 4.00 |
| 1825 | Prinicpal Administrative Analyst II | 4,197 | B | 5,101 | 1.54 | 2.00 |
| 1840 | Junior Management Assistant | 2,303 | B | 2,800 | 1.54 | 2.00 |
| 1842 | Management Assistant | 2,614 | B | 3,178 | 3.00 | 3.00 |
| 1844 | Senior Management Assistant | 2,997 | B | 3,643 | 4.31 | 5.00 |
| 5203 | Assistant Engineer | 3,263 | B | 3,966 | 37.69 | 40.00 |
| 5207 | Associate Engineer | 3,799 | B | 4,617 | 32.92 | 35.00 |
| 5211 | Engineer/Architect/Landscape Architect S | 5,090 | B | 6,187 | 17.85 | 19.00 |
| 5212 | Engineer/Architect Principal | 5,905 | B | 7,178 | 4.00 | 4.00 |
| 5241 | Engineer | 4,397 | B | 5,345 | 24.62 | 26.00 |
| 5364 | Engineering Associate I | 2,700 | B | 3,282 | 2.00 | 2.00 |
| 5366 | Engineering Associate II | 3,126 | B | 3,799 | 1.54 | 2.00 |
| 5380 | Student Design Trainee I, Arch., Engr., | 2,072 | B | 2,072 | 3.50 | 3.50 |
| 5502 | Project Manager I | 4,952 | B | 4,952 | 7.08 | 8.00 |
| 5504 | Project Manager II | 5,730 | B | 5,730 | 9.54 | 10.00 |
| 5506 | Project Manager III | 6,956 | B | 6,956 | 3.00 | 3.00 |
| 6317 | Assistant Construction Inspector | 2,711 | B | 3,295 | 3.00 | 3.00 |
| 6318 | Construction Inspector | 3,295 | B | 4,006 | 11.08 | 12.00 |
| 6319 | Senior Conctruction Inspector | 3,633 | B | 4,416 | 6.31 | 7.00 |
| 9177 | Manager III, Municipal Transportation Ag | 3,931 | B | 5,018 | 2.00 | 2.00 |
| 9182 | Manager VIII, Municipal Transporation Ag | 5,636 | B | 7,193 | 1.00 | 1.00 |
| 9187 | Deputy Director II Municipal Transportat | 6,387 | B | 8,152 | 1.00 | 1.00 |
| TEMPM | Temporary - Miscellaneous | 0.00 | B | 0.00 | 0.36 | 0.35 |
| SubFund Total: | | | | | 199.58 | 213.85 |
| Program Total: | | | | | 199.58 | 213.85 |
| Program: | BEB | DEVELOPMENT AND PLANNING | | | | |
| Subfund: | 5M AAA AAA | MUNI-OPERATING-NON-PROJ-CONTROLLED FD | | | | |

Annual Salary Ordinance 2016-2017 and 2017-2018

Budgeted Position Counts (FTE) by Department and Job Code

| Job Code | Title | Low | Type | High | 2016-2017 FTE | 2017-2018 FTE |
|--|--|-------|------|-------|------------------|------------------|
| MTA MUNICIPAL TRANSPORTATION AGENCY | | | | | | |
| Program: | BEB DEVELOPMENT AND PLANNING | | | | | |
| Subfund: | 5M AAA AAA MUNI-OPERATING-NON-PROJ-CONTROLLED FD | | | | | |
| 1314 | Public Relations Officer | 3,126 | B | 3,799 | 0.77 | 1.00 |
| 5283 | Planner V | 4,848 | B | 5,893 | 1.00 | 1.00 |
| 5288 | Transit Planner II | 2,902 | B | 3,527 | 1.00 | 1.00 |
| 9172 | Manager II, Municipal Transportation Age | 3,661 | B | 4,672 | 1.00 | 1.00 |
| 9174 | Manager IV, Municipal Transportation Age | 4,238 | B | 5,408 | 1.00 | 1.00 |
| 9179 | Manager V, Municipal Transportation Agen | 4,551 | B | 5,809 | 1.00 | 1.00 |
| TEMPM | Temporary - Miscellaneous | 0.00 | B | 0.00 | 0.15 | 0.15 |
| SubFund Total: | | | | | 5.92 | 6.15 |
| Subfund: | 5M AAA PSF MUNI RAILWAY PERSONNEL FUND | | | | | |
| 1446 | Secretary II | 2,209 | B | 2,685 | 1.00 | 1.00 |
| 1822 | Administrative Analyst | 2,841 | B | 3,453 | 1.00 | 1.00 |
| 1823 | Senior Administrative Analyst | 3,313 | B | 4,028 | 2.00 | 2.00 |
| 3630 | Librarian I | 2,745 | B | 3,337 | 1.00 | 1.00 |
| 5277 | Planner I | 2,388 | B | 2,902 | 2.00 | 2.00 |
| 5283 | Planner V | 4,848 | B | 5,893 | 1.00 | 1.00 |
| 5288 | Transit Planner II | 2,902 | B | 3,527 | 10.00 | 10.00 |
| 5289 | Transit Planner III | 3,446 | B | 4,188 | 6.00 | 6.00 |
| 5290 | Transit Planner IV | 4,082 | B | 4,961 | 3.00 | 3.00 |
| 5298 | Planner III-Environmental Review | 3,446 | B | 4,188 | 1.00 | 1.00 |
| 5502 | Project Manager I | 4,952 | B | 4,952 | 1.00 | 1.00 |
| 9172 | Manager II, Municipal Transportation Age | 3,661 | B | 4,672 | 1.00 | 1.00 |
| 9174 | Manager IV, Municipal Transportation Age | 4,238 | B | 5,408 | 1.00 | 1.00 |
| 9180 | Manager VI, Municipal Transportation Age | 4,905 | B | 6,260 | 1.00 | 1.00 |
| 9182 | Manager VIII, Municipal Transportation Ag | 5,636 | B | 7,193 | 2.00 | 2.00 |
| TEMPM | Temporary - Miscellaneous | 0.00 | B | 0.00 | 3.11 | 3.04 |
| SubFund Total: | | | | | 37.11 | 37.04 |
| Subfund: | 5N AAA AAA PTC-OPERATING-NON-PROJ-CONTROLLED FD | | | | | |
| 1314 | Public Relations Officer | 3,126 | B | 3,799 | 1.00 | 1.00 |

Annual Salary Ordinance 2016-2017 and 2017-2018

Budgeted Position Counts (FTE) by Department and Job Code

| Job Code | Title | Low | Type | High | 2016-2017 FTE | 2017-2018 FTE |
|--|---|-------|------|-------|------------------|------------------|
| MTA MUNICIPAL TRANSPORTATION AGENCY | | | | | | |
| Program: | BEB DEVELOPMENT AND PLANNING | | | | | |
| Subfund: | 5N AAA AAA PTC-OPERATING-NON-PROJ-CONTROLLED FD | | | | | |
| 1824 | Principal Administrative Analyst | 3,836 | B | 4,662 | 1.00 | 1.00 |
| 5241 | Engineer | 4,397 | B | 5,345 | 1.00 | 1.00 |
| 5290 | Transit Planner IV | 4,082 | B | 4,961 | 1.00 | 1.00 |
| 5362 | Engineering Assistant | 2,435 | B | 2,960 | 1.00 | 1.00 |
| TEMPM | Temporary - Miscellaneous | 0.00 | B | 0.00 | 3.25 | 3.17 |
| SubFund Total: | | | | | 8.25 | 8.17 |
| Subfund: | 5N AAA PSF PARKING & TRAFFIC PERSONNEL FUND | | | | | |
| 5203 | Assistant Engineer | 3,263 | B | 3,966 | 7.00 | 7.00 |
| 5207 | Associate Engineer | 3,799 | B | 4,617 | 6.00 | 6.00 |
| 5211 | Engineer/Architect/Landscape Architect S | 5,090 | B | 6,187 | 1.00 | 1.00 |
| 5241 | Engineer | 4,397 | B | 5,345 | 1.00 | 1.00 |
| 5283 | Planner V | 4,848 | B | 5,893 | 1.00 | 1.00 |
| 5288 | Transit Planner II | 2,902 | B | 3,527 | 12.00 | 12.00 |
| 5289 | Transit Planner III | 3,446 | B | 4,188 | 8.00 | 8.00 |
| 5290 | Transit Planner IV | 4,082 | B | 4,961 | 1.00 | 1.00 |
| 5362 | Engineering Assistant | 2,435 | B | 2,960 | 1.00 | 1.00 |
| 5366 | Engineering Associate II | 3,126 | B | 3,799 | 1.00 | 1.00 |
| 5504 | Project Manager II | 5,730 | B | 5,730 | 1.00 | 1.00 |
| 9179 | Manager V, Municipal Transportation Agen | 4,551 | B | 5,809 | 1.00 | 1.00 |
| SubFund Total: | | | | | 41.00 | 41.00 |
| Program Total: | | | | | 92.28 | 92.36 |
| Program: | BEG AGENCY WIDE EXPENSES | | | | | |
| Subfund: | 5M AAA OHF MTA-GENERAL ADMINISTRATION OVERHEAD FUND | | | | | |
| 5203 | Assistant Engineer | 3,263 | B | 3,966 | 14.00 | 14.00 |
| 5207 | Associate Engineer | 3,799 | B | 4,617 | 15.00 | 15.00 |
| 5241 | Engineer | 4,397 | B | 5,345 | 8.00 | 8.00 |
| 5288 | Transit Planner II | 2,902 | B | 3,527 | 3.00 | 3.00 |
| 5364 | Engineering Associate I | 2,700 | B | 3,282 | 1.00 | 1.00 |
| 5380 | Student Design Trainee I, Arch., Engr., | 2,072 | B | 2,072 | 6.00 | 6.00 |
| 5381 | Student Design Trainee II, Arch, Engr, & | 2,225 | B | 2,225 | 3.00 | 3.00 |

Annual Salary Ordinance 2016-2017 and 2017-2018

Budgeted Position Counts (FTE) by Department and Job Code

| Job Code | Title | Low | Type | High | 2016-2017 FTE | 2017-2018 FTE |
|--|--|--|------|-------|------------------|------------------|
| MTA MUNICIPAL TRANSPORTATION AGENCY | | | | | | |
| Program: | BEG | AGENCY WIDE EXPENSES | | | | |
| Subfund: | 5M AAA OHF | MTA-GENERAL ADMINISTRATION OVERHEAD FUND | | | | |
| 7318 | Electronic Maintenance Technician | 3,513 | B | 4,270 | 3.00 | 3.00 |
| 7334 | Stationary Engineer | 3,355 | B | 3,355 | 3.00 | 3.00 |
| 7371 | Electical Transit System Mechanic | 2,752 | B | 3,346 | 3.00 | 3.00 |
| 9141 | Transit Manager II | 3,948 | B | 4,799 | 2.00 | 2.00 |
| 9520 | Transportation Safety Specialist | 3,679 | B | 4,471 | 2.00 | 2.00 |
| SubFund Total: | | | | | 63.00 | 63.00 |
| Program Total: | | | | | 63.00 | 63.00 |
| Program: | BEN | RAIL & BUS SERVICES | | | | |
| Subfund: | 5M AAA AAA | MUNI-OPERATING-NON-PROJ-CONTROLLED FD | | | | |
| 1070 | IS Project Director | 4,493 | B | 5,651 | 1.00 | 1.00 |
| 1310 | Public Relations Assistant | 1,980 | B | 2,407 | 1.00 | 1.00 |
| 1312 | Public Information Officer | 2,621 | B | 3,187 | 3.00 | 3.00 |
| 1404 | Clerk | 1,756 | B | 2,135 | 8.00 | 8.00 |
| 1406 | Senior Clerk | 1,823 | B | 2,215 | 1.27 | 2.00 |
| 1410 | Chief Clerk | 2,758 | B | 3,353 | 1.00 | 1.00 |
| 1424 | Clerk Typist | 1,827 | B | 2,221 | 3.00 | 3.00 |
| 1426 | Senior Clerk Typist | 2,004 | B | 2,435 | 6.00 | 6.00 |
| 1444 | Secretary I | 1,909 | B | 2,319 | 1.00 | 1.00 |
| 1446 | Secretary II | 2,209 | B | 2,685 | 7.00 | 7.00 |
| 1450 | Executive Secretary I | 2,407 | B | 2,926 | 1.00 | 1.00 |
| 1452 | Executive Secretary II | 2,647 | B | 3,217 | 1.00 | 1.00 |
| 1760 | Offset Machine Operator | 2,033 | B | 2,472 | 1.00 | 1.00 |
| 1820 | Junior Administrative Analyst | 2,161 | B | 2,627 | 2.00 | 2.00 |
| 1822 | Administrative Analyst | 2,841 | B | 3,453 | 0.77 | 1.00 |
| 1823 | Senior Administrative Analyst | 3,313 | B | 4,028 | 2.00 | 2.00 |
| 1824 | Principal Administrative Analyst | 3,836 | B | 4,662 | 6.77 | 7.00 |
| 1840 | Junior Management Assistant | 2,303 | B | 2,800 | 5.00 | 5.00 |
| 1842 | Management Assistant | 2,614 | B | 3,178 | 3.00 | 3.00 |
| 1844 | Senior Management Assistant | 2,997 | B | 3,643 | 4.00 | 4.00 |
| 2708 | Custodian | 1,835 | B | 2,230 | 47.00 | 47.00 |
| 2716 | Custodial Assistant Supervisor | 2,019 | B | 2,454 | 4.00 | 4.00 |
| 2719 | Janitorial Services Assistant Supervisor | 2,412 | B | 2,933 | 1.00 | 1.00 |
| 3417 | Gardener | 2,145 | B | 2,607 | 3.00 | 3.00 |

Annual Salary Ordinance 2016-2017 and 2017-2018

Budgeted Position Counts (FTE) by Department and Job Code

| Job Code | Title | Low | Type | High | 2016-2017 FTE | 2017-2018 FTE |
|--|--|-------|------|-------|---------------|---------------|
| MTA MUNICIPAL TRANSPORTATION AGENCY | | | | | | |
| Program: | BEN RAIL & BUS SERVICES | | | | | |
| Subfund: | 5M AAA AAA MUNI-OPERATING-NON-PROJ-CONTROLLED FD | | | | | |
| 5207 | Associate Engineer | 3,799 | B | 4,617 | 1.54 | 2.00 |
| 5211 | Engineer/Architect/Landscape Architect S | 5,090 | B | 6,187 | 1.00 | 1.00 |
| 5241 | Engineer | 4,397 | B | 5,345 | 1.54 | 2.00 |
| 5277 | Planner I | 2,388 | B | 2,902 | 1.00 | 1.00 |
| 5288 | Transit Planner II | 2,902 | B | 3,527 | 5.00 | 5.00 |
| 5289 | Transit Planner III | 3,446 | B | 4,188 | 4.00 | 4.00 |
| 5290 | Transit Planner IV | 4,082 | B | 4,961 | 3.00 | 3.00 |
| 5502 | Project Manager I | 4,952 | B | 4,952 | 0.77 | 1.00 |
| 5506 | Project Manager III | 6,956 | B | 6,956 | 1.00 | 1.00 |
| 6235 | Heating And Ventilating Inspector | 3,661 | B | 4,449 | 1.00 | 1.00 |
| 6252 | Line Inspector | 3,679 | B | 4,471 | 1.00 | 1.00 |
| 6318 | Construction Inspector | 3,295 | B | 4,006 | 3.77 | 5.00 |
| 7126 | Mechanical Shop And Equipment Superinten | 3,503 | B | 4,258 | 3.00 | 3.00 |
| 7205 | Chief Stationary Engineer | 4,256 | B | 4,256 | 2.00 | 2.00 |
| 7215 | General Laborer Supervisor I | 2,297 | B | 2,793 | 3.00 | 3.00 |
| 7216 | Electrical Transit Shop Supervisor I | 3,873 | B | 4,708 | 6.00 | 6.00 |
| 7219 | Maintenance Scheduler | 2,466 | B | 2,997 | 3.00 | 3.00 |
| 7226 | Carpenter Supervisor I | 3,470 | B | 4,218 | 2.00 | 2.00 |
| 7228 | Automotive Transit Shop Supervisor I | 4,694 | B | 4,694 | 7.00 | 7.00 |
| 7235 | Transit Power Line Supervisor I | 3,618 | B | 4,397 | 8.00 | 8.00 |
| 7238 | Electrician Supervisor I | 3,574 | B | 4,343 | 1.00 | 1.00 |
| 7241 | Senior Maintenance Controller | 4,255 | B | 4,255 | 1.00 | 1.00 |
| 7244 | Power Plant Supervisor I | 3,035 | B | 3,689 | 1.77 | 2.00 |
| 7249 | Automotive Mechanic Supervisor I | 4,255 | B | 4,255 | 6.00 | 6.00 |
| 7251 | Track Maintenance Worker Supervisor I | 2,779 | B | 3,378 | 8.00 | 8.00 |
| 7253 | Electrical Transit Mechanic Supervisor I | 3,513 | B | 4,270 | 6.00 | 6.00 |
| 7254 | Automotive Machinist Supervisor I | 4,255 | B | 4,255 | 1.00 | 1.00 |
| 7256 | Electric Motor Repair Supervisor I | 3,513 | B | 4,270 | 1.00 | 1.00 |
| 7258 | Maintenance Machinist Supervisor I | 4,255 | B | 4,255 | 2.00 | 2.00 |
| 7262 | Maintenance Planner | 4,428 | B | 4,428 | 3.00 | 3.00 |
| 7264 | Automotive Body And Fender Worker | 4,255 | B | 4,255 | 1.00 | 1.00 |

Annual Salary Ordinance 2016-2017 and 2017-2018

Budgeted Position Counts (FTE) by Department and Job Code

| Job Code | Title | Low | Type | High | 2016-2017 FTE | 2017-2018 FTE |
|--|--|-------|------|-------|------------------|------------------|
| MTA MUNICIPAL TRANSPORTATION AGENCY | | | | | | |
| Program: | BEN RAIL & BUS SERVICES | | | | | |
| Subfund: | 5M AAA AAA MUNI-OPERATING-NON-PROJ-CONTROLLED FD | | | | | |
| | Superv | | | | | |
| 7274 | Transit Power Line Worker Supervisor II | 3,899 | B | 4,739 | 1.00 | 1.00 |
| 7286 | Wire Rope Cable Maintenance Supervisor | 3,922 | B | 3,922 | 1.00 | 1.00 |
| 7287 | Supervising Electronic Maintenance Techn | 4,067 | B | 4,943 | 3.00 | 3.00 |
| 7305 | Metal Fabricator | 2,539 | B | 3,087 | 1.00 | 1.00 |
| 7306 | Automotive Body And Fender Worker | 3,234 | B | 3,234 | 32.00 | 32.00 |
| 7309 | Car And Auto Painter | 3,234 | B | 3,234 | 17.00 | 17.00 |
| 7310 | Transit Power Cable Splicer | 3,537 | B | 4,299 | 2.00 | 2.00 |
| 7313 | Automotive Machinist | 3,271 | B | 3,271 | 18.00 | 18.00 |
| 7315 | Automotive Machinist Assistant Superviso | 3,859 | B | 3,859 | 2.00 | 2.00 |
| 7318 | Electronic Maintenance Technician | 3,513 | B | 4,270 | 133.00 | 135.00 |
| 7319 | Electric Motor Repairer | 2,752 | B | 3,346 | 7.00 | 7.00 |
| 7322 | Automotive Body And Fender Worker Asst S | 3,859 | B | 3,859 | 3.00 | 3.00 |
| 7326 | Glazier | 2,841 | B | 3,453 | 3.00 | 3.00 |
| 7328 | Operating Engineer, Universal | 3,064 | B | 3,724 | 3.00 | 3.00 |
| 7329 | Electronic Maint Technician Asst Sprv | 3,799 | B | 4,617 | 14.00 | 14.00 |
| 7332 | Maintenance Machinist | 2,745 | B | 3,337 | 24.00 | 24.00 |
| 7334 | Stationary Engineer | 3,355 | B | 3,355 | 25.85 | 27.00 |
| 7335 | Senior Stationary Engineer | 3,802 | B | 3,802 | 3.00 | 3.00 |
| 7340 | Maintenance Controller | 3,859 | B | 3,859 | 9.00 | 9.00 |
| 7342 | Locksmith | 2,813 | B | 3,418 | 1.00 | 1.00 |
| 7344 | Carpenter | 2,813 | B | 3,418 | 12.00 | 12.00 |
| 7345 | Electrician | 3,179 | B | 3,862 | 5.00 | 5.00 |
| 7347 | Plumber | 3,273 | B | 3,978 | 2.00 | 2.00 |
| 7355 | Truck Driver | 2,539 | B | 3,234 | 4.00 | 4.00 |
| 7358 | Pattern Maker | 2,953 | B | 3,589 | 1.00 | 1.00 |
| 7364 | Power House Operator | 2,527 | B | 3,072 | 6.54 | 7.00 |
| 7365 | Senior Power House Operator | 2,847 | B | 3,460 | 7.00 | 7.00 |
| 7366 | Transit Power Line Worker | 3,716 | B | 3,997 | 24.00 | 24.00 |
| 7371 | Electical Transit System Mechanic | 2,752 | B | 3,346 | 241.31 | 245.00 |

Annual Salary Ordinance 2016-2017 and 2017-2018

Budgeted Position Counts (FTE) by Department and Job Code

| Job Code | Title | Low | Type | High | 2016-2017 FTE | 2017-2018 FTE |
|--|--|---------|------|-------|------------------|------------------|
| MTA MUNICIPAL TRANSPORTATION AGENCY | | | | | | |
| Program: | BEN RAIL & BUS SERVICES | | | | | |
| Subfund: | 5M AAA AAA MUNI-OPERATING-NON-PROJ-CONTROLLED FD | | | | | |
| 7376 | Sheet Metal Worker | 3,289 | B | 3,998 | 2.00 | 2.00 |
| 7380 | Electrical Transit Mechanic, Assistant S | 3,189 | B | 3,873 | 25.04 | 26.00 |
| 7381 | Automotive Mechanic | 3,203 | B | 3,203 | 150.08 | 151.00 |
| 7382 | Automotive Mechanic Assistant Supervisor | 3,859 | B | 3,859 | 17.77 | 18.00 |
| 7390 | Welder | 2,772 | B | 3,369 | 12.00 | 12.00 |
| 7408 | Assistant Power House Operator | 2,009 | B | 2,442 | 2.00 | 2.00 |
| 7410 | Automotive Service Worker | 2,135 | B | 2,596 | 93.00 | 93.00 |
| 7412 | Automotive Service Worker Assistant Sprv | 2,281 | B | 2,772 | 3.00 | 3.00 |
| 7432 | Electrical Line Helper | 2,614 | B | 3,178 | 5.00 | 5.00 |
| 7434 | Maintenance Machinist Helper | 2,019 | B | 2,454 | 1.00 | 1.00 |
| 7454 | Traffic Signal Operator | 1,524 | B | 1,849 | 1.00 | 1.00 |
| 7458 | Switch Repairer | 2,221 | B | 2,700 | 9.00 | 9.00 |
| 7472 | Wire Rope Cable Maintenance Mechanic | 3,472 | B | 3,472 | 9.00 | 9.00 |
| 7473 | Wire Rope Cable Maintenance Mechanic Tra | 2,769 | B | 2,769 | 2.00 | 2.00 |
| 7510 | Lighting Fixture Maintenance Worker | 1,844 | B | 2,242 | 2.00 | 2.00 |
| 7514 | General Laborer | 2,074 | B | 2,521 | 14.00 | 14.00 |
| 7540 | Track Maintenance Worker | 2,115 | B | 2,571 | 50.00 | 50.00 |
| 8214 | Parking Control Officer | 1,927 | B | 2,483 | 8.46 | 11.00 |
| 9102 | Transit Car Cleaner | 2,038 | B | 2,478 | 112.00 | 112.00 |
| 9104 | Transit Car Cleaner Assistant Supervisor | 2,236 | B | 2,719 | 10.00 | 10.00 |
| 9126 | Transit Traffic Checker | 2,247 | B | 2,732 | 6.00 | 6.00 |
| 9128 | Senior Transit Traffic Checker | 2,418 | B | 2,940 | 1.00 | 1.00 |
| 9131 | Station Agent, Municipal Railway | 2,679 | B | 3,256 | 52.00 | 52.00 |
| 9139 | Transit Supervisor | 2,960 | B | 3,597 | 163.50 | 163.50 |
| 9140 | Transit Manager I | 3,493 | B | 4,246 | 2.00 | 2.00 |
| 9141 | Transit Manager II | 3,948 | B | 4,799 | 5.00 | 5.00 |
| 9150 | Train Controller | 3,426 | B | 4,164 | 18.00 | 18.00 |
| 9152 | Transportation Controller Trainee | 2,960 | B | 3,597 | 15.00 | 15.00 |
| 9160 | Transit Operations Specialist | 3,653 | B | 4,440 | 23.77 | 25.00 |
| 9163 | Transit Operator | 19.8177 | H | 31.46 | 2,658.00 | 2,658.00 |

Annual Salary Ordinance 2016-2017 and 2017-2018

Budgeted Position Counts (FTE) by Department and Job Code

| Job Code | Title | Low | Type | High | 2016-2017 FTE | 2017-2018 FTE |
|--|--|-------|------|-------|------------------|------------------|
| MTA MUNICIPAL TRANSPORTATION AGENCY | | | | | | |
| Program: | BEN RAIL & BUS SERVICES | | | | | |
| Subfund: | 5M AAA AAA MUNI-OPERATING-NON-PROJ-CONTROLLED FD | | | | | |
| 9172 | Manager II, Municipal Transportation Age | 3,661 | B | 4,672 | 11.00 | 11.00 |
| 9174 | Manager IV, Municipal Transportation Age | 4,238 | B | 5,408 | 7.00 | 7.00 |
| 9177 | Manager III, Municipal Transportation Ag | 3,931 | B | 5,018 | 2.77 | 3.00 |
| 9179 | Manager V, Municipal Transportation Agen | 4,551 | B | 5,809 | 1.00 | 1.00 |
| 9180 | Manager VI, Municipal Transportation Age | 4,905 | B | 6,260 | 11.27 | 12.00 |
| 9182 | Manager VIII, Municipal Transporation Ag | 5,636 | B | 7,193 | 5.00 | 5.00 |
| 9187 | Deputy Director II Municipal Transportat | 6,387 | B | 8,152 | 1.00 | 1.00 |
| 9520 | Transportation Safety Specialist | 3,679 | B | 4,471 | 0.77 | 1.00 |
| TEMPM | Temporary - Miscellaneous | 0.00 | B | 0.00 | 12.74 | 12.44 |
| SubFund Total: | | | | | 4,335.07 | 4,352.94 |
| Subfund: | 5M AAA PSF MUNI RAILWAY PERSONNEL FUND | | | | | |
| 1820 | Junior Administrative Analyst | 2,161 | B | 2,627 | 1.00 | 1.00 |
| 1824 | Principal Administrative Analyst | 3,836 | B | 4,662 | 1.00 | 1.00 |
| 5203 | Assistant Engineer | 3,263 | B | 3,966 | 7.00 | 7.00 |
| 5207 | Associate Engineer | 3,799 | B | 4,617 | 3.00 | 3.00 |
| 5211 | Engineer/Architect/Landscape Architect S | 5,090 | B | 6,187 | 2.00 | 2.00 |
| 5212 | Engineer/Architect Principal | 5,905 | B | 7,178 | 2.00 | 2.00 |
| 5241 | Engineer | 4,397 | B | 5,345 | 3.00 | 3.00 |
| 5288 | Transit Planner II | 2,902 | B | 3,527 | 1.00 | 1.00 |
| 5289 | Transit Planner III | 3,446 | B | 4,188 | 2.00 | 2.00 |
| 5502 | Project Manager I | 4,952 | B | 4,952 | 1.00 | 1.00 |
| 5506 | Project Manager III | 6,956 | B | 6,956 | 1.00 | 1.00 |
| 7258 | Maintenance Machinist Supervisor I | 4,255 | B | 4,255 | 1.00 | 1.00 |
| 7313 | Automotive Machinist | 3,271 | B | 3,271 | 1.00 | 1.00 |
| 7332 | Maintenance Machinist | 2,745 | B | 3,337 | 2.00 | 2.00 |
| 7371 | Electical Transit System Mechanic | 2,752 | B | 3,346 | 10.00 | 10.00 |
| 9139 | Transit Supervisor | 2,960 | B | 3,597 | 9.00 | 9.00 |
| 9195 | Light Rail Vehicle Equipment Engineer | 4,397 | B | 5,345 | 1.00 | 1.00 |

Annual Salary Ordinance 2016-2017 and 2017-2018

Budgeted Position Counts (FTE) by Department and Job Code

| Job Code | Title | Low | Type | High | 2016-2017 FTE | 2017-2018 FTE |
|------------------------|---|---------------------------------|------|-------|------------------|------------------|
| MYR MAYOR | | | | | | |
| Program: FAB | | COMMUNITY INVESTMENT | | | | |
| Subfund: 1G AGF AAP | | GF-ANNUAL PROJECT | | | | |
| 0890 | Mayoral Staff X | 2,953 | B | 3,589 | 1.00 | 1.00 |
| 0891 | Mayoral Staff XI | 3,179 | B | 3,862 | 3.00 | 3.00 |
| 0902 | Mayoral Staff XIV | 3,957 | B | 5,051 | 0.77 | 1.00 |
| 1823 | Senior Administrative Analyst | 3,313 | B | 4,028 | 0.77 | 1.00 |
| 9772 | Community Development Specialist | 2,693 | B | 3,273 | 1.00 | 1.00 |
| 9774 | Senior Community Devl Specialist I | 3,117 | B | 3,788 | 1.54 | 2.00 |
| 9775 | Senior Community Devl Specialist II | 3,696 | B | 4,492 | 0.50 | 0.50 |
| SubFund Total: | | | | | 8.58 | 9.50 |
| Subfund: 1G AGF WOF | | GENERAL FUND WORK ORDER FUND | | | | |
| 1657 | Accountant IV | 3,689 | B | 4,484 | 1.00 | 1.00 |
| 5502 | Project Manager I | 4,952 | B | 4,952 | 1.00 | 1.00 |
| 9774 | Senior Community Devl Specialist I | 3,117 | B | 3,788 | 0.77 | 1.00 |
| SubFund Total: | | | | | 2.77 | 3.00 |
| Subfund: 2S CDB GNC | | GRANTS; NON-PROJECT; CONTINUING | | | | |
| 0904 | Mayoral Staff XVI | 4,581 | B | 5,847 | 3.01 | 3.01 |
| 0905 | Mayoral Staff XVII | 4,943 | B | 6,309 | 1.00 | 1.00 |
| 0923 | Manager II | 3,931 | B | 5,018 | 1.00 | 1.00 |
| 9774 | Senior Community Devl Specialist I | 3,117 | B | 3,788 | 3.00 | 3.00 |
| 9775 | Senior Community Devl Specialist II | 3,696 | B | 4,492 | 3.50 | 3.50 |
| 0615 | Dvlpmnt Spec (OCII) | 3,838 | B | 4,666 | 1.00 | 1.00 |
| SubFund Total: | | | | | 12.51 | 12.51 |
| Program Total: | | | | | 23.86 | 25.01 |
| Program: FAJ | | NEIGHBORHOOD SERVICES | | | | |
| Subfund: 1G AGF AAA | | GF-NON-PROJECT-CONTROLLED | | | | |
| 0884 | Mayoral Staff IV | 1,904 | B | 2,314 | 3.00 | 3.00 |
| 0887 | Mayoral Staff VII | 2,360 | B | 2,868 | 3.00 | 3.00 |
| 9920 | Public Service Aide - Assistant To Profe | 1,491 | B | 1,491 | 0.75 | 0.75 |
| SubFund Total: | | | | | 6.75 | 6.75 |
| Program Total: | | | | | 6.75 | 6.75 |
| Program: FEA | | CITY ADMINISTRATION | | | | |
| Subfund: 1G AGF AAA | | GF-NON-PROJECT-CONTROLLED | | | | |
| 0882 | Mayoral Staff II | 1,646 | B | 1,999 | 1.00 | 1.00 |

Annual Salary Ordinance 2016-2017 and 2017-2018

Budgeted Position Counts (FTE) by Department and Job Code

| Job Code | Title | Low | Type | High | 2016-2017 FTE | 2017-2018 FTE |
|-----------------------|---------------------|------------------------------|------|--------|------------------|------------------|
| MYR MAYOR | | | | | | |
| Program: | FEA | CITY ADMINISTRATION | | | | |
| Subfund: | 1G AGF AAA | GF-NON-PROJECT-CONTROLLED | | | | |
| 0884 | Mayoral Staff IV | 1,904 | B | 2,314 | 1.00 | 1.00 |
| 0885 | Mayoral Staff V | 2,048 | B | 2,490 | 1.00 | 1.00 |
| 0886 | Mayoral Staff VI | 2,194 | B | 2,666 | 1.00 | 1.00 |
| 0887 | Mayoral Staff VII | 2,360 | B | 2,868 | 1.00 | 1.00 |
| 0889 | Mayoral Staff IX | 2,732 | B | 3,320 | 2.00 | 2.00 |
| 0890 | Mayoral Staff X | 2,953 | B | 3,589 | 1.20 | 1.20 |
| 0891 | Mayoral Staff XI | 3,179 | B | 3,862 | 0.50 | 0.50 |
| 0902 | Mayoral Staff XIV | 3,957 | B | 5,051 | 1.00 | 1.00 |
| 0904 | Mayoral Staff XVI | 4,581 | B | 5,847 | 1.00 | 1.00 |
| 0905 | Mayoral Staff XVII | 4,943 | B | 6,309 | 3.00 | 3.00 |
| 0922 | Manager I | 3,661 | B | 4,672 | 1.00 | 1.00 |
| 0931 | Manager III | 4,238 | B | 5,408 | 1.00 | 1.00 |
| 1190 | Mayor | 11,270 | B | 11,270 | 1.00 | 1.00 |
| 1426 | Senior Clerk Typist | 2,004 | B | 2,435 | 1.00 | 1.00 |
| SubFund Total: | | | | | 17.70 | 17.70 |
| Subfund: | 1G AGF WOF | GENERAL FUND WORK ORDER FUND | | | | |
| 0884 | Mayoral Staff IV | 1,904 | B | 2,314 | 1.00 | 1.00 |
| 0889 | Mayoral Staff IX | 2,732 | B | 3,320 | 3.00 | 3.00 |
| 0901 | Mayoral Staff XIII | 3,689 | B | 4,708 | 2.00 | 2.00 |
| 0902 | Mayoral Staff XIV | 3,957 | B | 5,051 | 2.00 | 2.00 |
| 0903 | Mayoral Staff XV | 4,270 | B | 5,450 | 2.00 | 2.00 |
| 0904 | Mayoral Staff XVI | 4,581 | B | 5,847 | 1.00 | 1.00 |
| 0905 | Mayoral Staff XVII | 4,943 | B | 6,309 | 1.00 | 1.00 |
| SubFund Total: | | | | | 12.00 | 12.00 |
| Program Total: | | | | | 29.70 | 29.70 |
| Program: | FEY | PUBLIC POLICY & FINANCE | | | | |
| Subfund: | 1G AGF AAA | GF-NON-PROJECT-CONTROLLED | | | | |
| 0889 | Mayoral Staff IX | 2,732 | B | 3,320 | 1.00 | 1.00 |
| 0890 | Mayoral Staff X | 2,953 | B | 3,589 | 1.00 | 1.00 |
| 0891 | Mayoral Staff XI | 3,179 | B | 3,862 | 1.00 | 1.00 |
| 0892 | Mayoral Staff XII | 3,418 | B | 4,155 | 1.00 | 1.00 |
| 0901 | Mayoral Staff XIII | 3,689 | B | 4,708 | 5.00 | 4.00 |
| 0902 | Mayoral Staff XIV | 3,957 | B | 5,051 | 2.00 | 2.00 |

Annual Salary Ordinance 2016-2017 and 2017-2018

Budgeted Position Counts (FTE) by Department and Job Code

| Job Code | Title | Low | Type | High | 2016-2017 FTE | 2017-2018 FTE |
|-----------------------|-------------------------------------|---------------------------------|------|-------|------------------|------------------|
| MYR MAYOR | | | | | | |
| Program: | FEY | PUBLIC POLICY & FINANCE | | | | |
| Subfund: | 1G AGF AAA | GF-NON-PROJECT-CONTROLLED | | | | |
| 0903 | Mayoral Staff XV | 4,270 | B | 5,450 | 1.00 | 1.00 |
| 0905 | Mayoral Staff XVII | 4,943 | B | 6,309 | 1.00 | 1.00 |
| SubFund Total: | | | | | 13.00 | 12.00 |
| Program Total: | | | | | 13.00 | 12.00 |
| Program: | FFC | AFFORDABLE HOUSING | | | | |
| Subfund: | 1G AGF ACP | GF-CONTINUING PROJECTS | | | | |
| 9770 | Community Development Assistant | 2,140 | B | 2,602 | 1.00 | 1.00 |
| 9774 | Senior Community Devl Specialist I | 3,117 | B | 3,788 | 3.00 | 3.00 |
| 9775 | Senior Community Devl Specialist II | 3,696 | B | 4,492 | 2.00 | 2.00 |
| SubFund Total: | | | | | 6.00 | 6.00 |
| Subfund: | 2S CDB GNC | GRANTS; NON-PROJECT; CONTINUING | | | | |
| 0902 | Mayoral Staff XIV | 3,957 | B | 5,051 | 1.00 | 1.00 |
| 0903 | Mayoral Staff XV | 4,270 | B | 5,450 | 6.30 | 6.30 |
| 0904 | Mayoral Staff XVI | 4,581 | B | 5,847 | 3.00 | 3.00 |
| 0905 | Mayoral Staff XVII | 4,943 | B | 6,309 | 0.88 | 0.88 |
| 1053 | IS Business Analyst-Senior | 3,520 | B | 4,428 | 1.00 | 1.00 |
| 1362 | Special Assistant III | 1,853 | B | 2,252 | 1.00 | 1.00 |
| 1657 | Accountant IV | 3,689 | B | 4,484 | 1.00 | 1.00 |
| 9770 | Community Development Assistant | 2,140 | B | 2,602 | 2.00 | 2.00 |
| 9772 | Community Development Specialist | 2,693 | B | 3,273 | 3.00 | 3.00 |
| 9774 | Senior Community Devl Specialist I | 3,117 | B | 3,788 | 16.27 | 16.96 |
| 9775 | Senior Community Devl Specialist II | 3,696 | B | 4,492 | 13.42 | 13.65 |
| 0615 | Dvlpmnt Spec (OCII) | 3,838 | B | 4,666 | 1.00 | 1.00 |
| 0670 | Financial Sys Acctnt (OCII) | 3,691 | B | 4,486 | 1.00 | 1.00 |
| SubFund Total: | | | | | 50.87 | 51.79 |
| Subfund: | 2S NDF AHF | AFFORDABLE HOUSING FUND-FEES | | | | |
| 0903 | Mayoral Staff XV | 4,270 | B | 5,450 | 0.60 | 0.60 |
| 0905 | Mayoral Staff XVII | 4,943 | B | 6,309 | 0.12 | 0.12 |
| 9770 | Community Development Assistant | 2,140 | B | 2,602 | 1.00 | 1.00 |
| 9772 | Community Development Specialist | 2,693 | B | 3,273 | 1.00 | 1.00 |
| 9774 | Senior Community Devl Specialist I | 3,117 | B | 3,788 | 0.35 | 0.35 |
| 9775 | Senior Community Devl Specialist II | 3,696 | B | 4,492 | 1.15 | 1.15 |
| TEMPM | Temporary - Miscellaneous | 0.00 | B | 0.00 | 0.42 | 0.41 |

Annual Salary Ordinance 2016-2017 and 2017-2018

Budgeted Position Counts (FTE) by Department and Job Code

| Job Code | Title | Low | Type | High | 2016-2017 FTE | 2017-2018 FTE |
|------------------------------|---------------------|---------------------------|------|-------|------------------|------------------|
| PAB BOARD OF APPEALS | | | | | | |
| Program: | BAH | APPEALS PROCESSING | | | | |
| Subfund: | 1G AGF AAA | GF-NON-PROJECT-CONTROLLED | | | | |
| 0961 | Department Head I | 4,551 | B | 5,809 | 1.00 | 1.00 |
| 8106 | Legal Process Clerk | 1,909 | B | 2,319 | 3.00 | 3.00 |
| 8173 | Legal Assistant | 2,711 | B | 3,295 | 1.00 | 1.00 |
| SubFund Total: | | | | | 5.00 | 5.00 |
| Program Total: | | | | | 5.00 | 5.00 |
| PAB Department Total: | | | | | 5.00 | 5.00 |

Annual Salary Ordinance 2016-2017 and 2017-2018

Budgeted Position Counts (FTE) by Department and Job Code

| Job Code | Title | Low | Type | High | 2016-2017 FTE | 2017-2018 FTE |
|----------------------------|---|---------------------------------|------|-------|------------------|------------------|
| PDR PUBLIC DEFENDER | | | | | | |
| Program: | AIB | CRIMINAL AND SPECIAL DEFENSE | | | | |
| Subfund: | 1G AGF AAA | GF-NON-PROJECT-CONTROLLED | | | | |
| 0931 | Manager III | 4,238 | B | 5,408 | 2.00 | 2.00 |
| 1023 | IS Administrator III | 3,460 | B | 4,206 | 2.00 | 2.00 |
| 1043 | IS Engineer-Senior | 4,177 | B | 5,252 | 2.00 | 2.00 |
| 1093 | IT Operations Support Administrator III | 2,847 | B | 3,460 | 0.77 | 1.00 |
| 1204 | Senior Personnel Clerk | 2,264 | B | 2,752 | 0.50 | 1.00 |
| 1402 | Junior Clerk | 1,615 | B | 1,960 | 1.54 | 2.00 |
| 1406 | Senior Clerk | 1,823 | B | 2,215 | 2.00 | 2.00 |
| 1426 | Senior Clerk Typist | 2,004 | B | 2,435 | 1.50 | 1.00 |
| 1430 | Transcriber Typist | 2,004 | B | 2,435 | 1.00 | 1.00 |
| 1458 | Legal Secretary I | 2,564 | B | 3,117 | 1.00 | 1.00 |
| 1632 | Senior Account Clerk | 2,183 | B | 2,654 | 1.00 | 1.00 |
| 1708 | Senior Telephone Operator | 1,923 | B | 2,337 | 0.17 | 0.17 |
| 1824 | Principal Administrative Analyst | 3,836 | B | 4,662 | 0.77 | 1.00 |
| 2910 | Social Worker | 2,247 | B | 2,732 | 4.00 | 4.00 |
| 8106 | Legal Process Clerk | 1,909 | B | 2,319 | 7.77 | 8.00 |
| 8108 | Senior Legal Process Clerk | 2,094 | B | 2,545 | 3.00 | 3.00 |
| 8142 | Public Defender's Investigator | 3,035 | B | 3,689 | 12.54 | 13.00 |
| 8143 | Senior Public Defender's Investigator | 3,295 | B | 4,006 | 7.00 | 7.00 |
| 8173 | Legal Assistant | 2,711 | B | 3,295 | 20.54 | 21.00 |
| 8177 | Attorney (Civil/Criminal) | 4,152 | B | 7,273 | 80.77 | 81.00 |
| 8182 | Head Attorney, Civil And Criminal | 6,431 | B | 7,817 | 12.00 | 12.00 |
| 8193 | Chief Attorney I (Civil & Criminal) | 7,162 | B | 8,706 | 1.00 | 1.00 |
| 8196 | Public Defender | 9,012 | B | 9,012 | 1.00 | 1.00 |
| 8446 | Court Alternative Specialist I | 2,287 | B | 2,779 | 5.00 | 5.00 |
| 8452 | Criminal Justice Specialist II | 3,117 | B | 3,788 | 7.00 | 7.00 |
| TEMPM | Temporary - Miscellaneous | 0.00 | B | 0.00 | 1.64 | 0.95 |
| SubFund Total: | | | | | 179.51 | 181.12 |
| Program Total: | | | | | 179.51 | 181.12 |
| Program: | AKI | GRANT SERVICES | | | | |
| Subfund: | 2S PPF GNC | GRANTS; NON-PROJECT; CONTINUING | | | | |
| 2910 | Social Worker | 2,247 | B | 2,732 | 0.54 | 0.54 |
| TEMPM | Temporary - Miscellaneous | 0.00 | B | 0.00 | 1.19 | 1.16 |

Annual Salary Ordinance 2016-2017 and 2017-2018

Budgeted Position Counts (FTE) by Department and Job Code

| Job Code | Title | Low | Type | High | 2016-2017 FTE | 2017-2018 FTE |
|------------|------------------------|-----|---------------------------------|------|------------------|------------------|
| PDR | PUBLIC DEFENDER | | | | | |
| Program: | AKI | | GRANT SERVICES | | | |
| Subfund: | 2S PPF GNC | | GRANTS; NON-PROJECT; CONTINUING | | | |
| | | | SubFund Total: | | 1.73 | 1.70 |
| | | | Program Total: | | 1.73 | 1.70 |
| | | | PDR Department Total: | | 181.24 | 182.82 |

Annual Salary Ordinance 2016-2017 and 2017-2018

Budgeted Position Counts (FTE) by Department and Job Code

| Job Code | Title | Low | Type | High | 2016-2017 FTE | 2017-2018 FTE |
|-------------------|--|---------------------------------------|------|--------|------------------|------------------|
| POL POLICE | | | | | | |
| Program: | AC5 | AIRPORT POLICE | | | | |
| Subfund: | 5A AAA AAA | SFIA-OPERATING-NON-PROJ-CONTROLLED FD | | | | |
| 0402 | Deputy Chief III | 10,435 | B | 10,435 | 1.00 | 1.00 |
| 0490 | Commander III | 8,481 | B | 8,481 | 1.00 | 1.00 |
| 1042 | IS Engineer-Journey | 3,768 | B | 4,740 | 0.77 | 1.00 |
| 1070 | IS Project Director | 4,493 | B | 5,651 | 1.00 | 1.00 |
| 1094 | IT Operations Support Administrator IV | 3,460 | B | 4,206 | 1.00 | 1.00 |
| 1220 | Payroll Clerk | 2,247 | B | 2,732 | 0.23 | 0.00 |
| 1222 | Senior Payroll And Personnel Clerk | 2,466 | B | 2,997 | 1.00 | 1.00 |
| 1224 | Principal Payroll And Personnel Clerk | 2,719 | B | 3,304 | 0.77 | 1.00 |
| 1406 | Senior Clerk | 1,823 | B | 2,215 | 4.00 | 4.00 |
| 1450 | Executive Secretary I | 2,407 | B | 2,926 | 1.00 | 1.00 |
| 1452 | Executive Secretary II | 2,647 | B | 3,217 | 1.00 | 1.00 |
| 1823 | Senior Administrative Analyst | 3,313 | B | 4,028 | 0.77 | 1.00 |
| 1842 | Management Assistant | 2,614 | B | 3,178 | 2.00 | 2.00 |
| 8217 | Comm Pol Svcs Aide Supervisor | 2,551 | B | 3,101 | 14.00 | 14.00 |
| 9209 | Community Police Services Aide | 2,204 | B | 2,679 | 173.00 | 173.00 |
| Q004 | Police Officer III | 3,322 | B | 4,619 | 142.23 | 142.00 |
| Q052 | Sergeant III | 5,360 | B | 5,360 | 27.00 | 27.00 |
| Q062 | Lieutenant III | 6,123 | B | 6,123 | 10.00 | 10.00 |
| Q082 | Captain III | 7,737 | B | 7,737 | 3.00 | 3.00 |
| TEMPM | Temporary - Miscellaneous | 0.00 | B | 0.00 | 0.01 | 0.01 |
| SubFund Total: | | | | | 384.78 | 385.01 |
| Program Total: | | | | | 384.78 | 385.01 |
| Program: | ACB | INVESTIGATIONS | | | | |
| Subfund: | 1G AGF AAA | GF-NON-PROJECT-CONTROLLED | | | | |
| 0490 | Commander III | 8,481 | B | 8,481 | 1.00 | 1.00 |
| 0922 | Manager I | 3,661 | B | 4,672 | 1.00 | 1.00 |
| 0933 | Manager V | 4,905 | B | 6,260 | 1.00 | 1.00 |
| 1406 | Senior Clerk | 1,823 | B | 2,215 | 16.00 | 16.00 |
| 1444 | Secretary I | 1,909 | B | 2,319 | 1.00 | 1.00 |
| 1446 | Secretary II | 2,209 | B | 2,685 | 4.00 | 4.00 |
| 1452 | Executive Secretary II | 2,647 | B | 3,217 | 1.00 | 1.00 |
| 1770 | Photographer | 2,140 | B | 2,602 | 1.00 | 1.00 |

Annual Salary Ordinance 2016-2017 and 2017-2018

Budgeted Position Counts (FTE) by Department and Job Code

| Job Code | Title | Low | Type | High | 2016-2017 FTE | 2017-2018 FTE |
|---------------------|------------------------------|------------------------------------|------|--------|------------------|------------------|
| POL POLICE | | | | | | |
| Program: ACB | | INVESTIGATIONS | | | | |
| Subfund: 1G AGF AAA | | GF-NON-PROJECT-CONTROLLED | | | | |
| 5322 | Graphic Artist | 2,079 | B | 2,527 | 1.00 | 1.00 |
| 8249 | Fingerprint Technician I | 2,019 | B | 2,454 | 7.00 | 7.00 |
| 8250 | Fingerprint Technician II | 2,183 | B | 2,654 | 7.00 | 7.00 |
| 8251 | Fingerprint Technician III | 2,348 | B | 2,855 | 5.00 | 5.00 |
| 8253 | Forensic Latent Examiner II | 2,953 | B | 3,589 | 2.00 | 2.00 |
| 8259 | Criminalist I | 2,737 | B | 3,327 | 3.00 | 3.00 |
| 8260 | Criminalist II | 3,689 | B | 4,484 | 19.00 | 19.00 |
| 8262 | Criminalist III | 4,708 | B | 5,723 | 7.00 | 7.00 |
| Q004 | Police Officer III | 3,322 | B | 4,619 | 81.00 | 81.00 |
| Q052 | Sergeant III | 5,360 | B | 5,360 | 247.00 | 247.00 |
| Q062 | Lieutenant III | 6,123 | B | 6,123 | 10.00 | 10.00 |
| Q082 | Captain III | 7,737 | B | 7,737 | 2.00 | 2.00 |
| SubFund Total: | | | | | 417.00 | 417.00 |
| Subfund: 2S PPF PDF | | SFPD-AUTOMATED FINGERPRINT ID FUND | | | | |
| 0933 | Manager V | 4,905 | B | 6,260 | 1.00 | 1.00 |
| 0955 | Deputy Director V | 6,387 | B | 8,152 | 1.00 | 1.00 |
| 1043 | IS Engineer-Senior | 4,177 | B | 5,252 | 1.00 | 1.00 |
| 8253 | Forensic Latent Examiner II | 2,953 | B | 3,589 | 1.00 | 1.00 |
| 8254 | Forensic Latent Examiner Sup | 3,256 | B | 3,957 | 1.00 | 1.00 |
| SubFund Total: | | | | | 5.00 | 5.00 |
| Program Total: | | | | | 422.00 | 422.00 |
| Program: ACM | | OPERATIONS AND ADMINISTRATION | | | | |
| Subfund: 1G AGF AAA | | GF-NON-PROJECT-CONTROLLED | | | | |
| 0390 | Chief Of Police | 11,943 | B | 11,943 | 1.00 | 1.00 |
| 0402 | Deputy Chief III | 10,435 | B | 10,435 | 1.00 | 1.00 |
| 0922 | Manager I | 3,661 | B | 4,672 | 2.77 | 3.00 |
| 0931 | Manager III | 4,238 | B | 5,408 | 1.00 | 1.00 |
| 0933 | Manager V | 4,905 | B | 6,260 | 2.00 | 2.00 |
| 0941 | Manager VI | 5,269 | B | 6,725 | 2.00 | 2.00 |
| 0953 | Deputy Director III | 5,269 | B | 6,725 | 1.00 | 1.00 |
| 1042 | IS Engineer-Journey | 3,768 | B | 4,740 | 2.00 | 2.00 |
| 1043 | IS Engineer-Senior | 4,177 | B | 5,252 | 4.00 | 4.00 |
| 1044 | IS Engineer-Principal | 4,493 | B | 5,651 | 2.00 | 2.00 |

Annual Salary Ordinance 2016-2017 and 2017-2018

Budgeted Position Counts (FTE) by Department and Job Code

| Job Code | Title | Low | Type | High | 2016-2017 FTE | 2017-2018 FTE |
|------------|---|-------------------------------|------|-------|------------------|------------------|
| POL | POLICE | | | | | |
| Program: | ACM | OPERATIONS AND ADMINISTRATION | | | | |
| Subfund: | 1G AGF AAA | GF-NON-PROJECT-CONTROLLED | | | | |
| 1052 | IS Business Analyst | 3,041 | B | 3,825 | 2.00 | 2.00 |
| 1053 | IS Business Analyst-Senior | 3,520 | B | 4,428 | 2.00 | 2.00 |
| 1054 | IS Business Analyst-Principal | 4,076 | B | 5,126 | 3.00 | 3.00 |
| 1062 | IS Programmer Analyst | 2,626 | B | 3,303 | 4.00 | 4.00 |
| 1063 | IS Programmer Analyst-Senior | 3,189 | B | 4,016 | 3.00 | 3.00 |
| 1064 | IS Programmer Analyst-Principal | 3,714 | B | 4,673 | 1.54 | 2.00 |
| 1070 | IS Project Director | 4,493 | B | 5,651 | 3.00 | 3.00 |
| 1071 | IS Manager | 4,716 | B | 6,718 | 1.00 | 1.00 |
| 1092 | IT Operations Support Administrator II | 2,342 | B | 2,847 | 1.00 | 1.00 |
| 1093 | IT Operations Support Administrator III | 2,847 | B | 3,460 | 4.00 | 4.00 |
| 1094 | IT Operations Support Administrator IV | 3,460 | B | 4,206 | 4.00 | 4.00 |
| 1202 | Personnel Clerk | 1,955 | B | 2,377 | 2.00 | 2.00 |
| 1203 | Personnel Technician | 2,371 | B | 2,882 | 1.00 | 1.00 |
| 1209 | Benefits Technician | 2,069 | B | 2,514 | 1.00 | 1.00 |
| 1222 | Senior Payroll And Personnel Clerk | 2,466 | B | 2,997 | 6.00 | 6.00 |
| 1224 | Principal Payroll And Personnel Clerk | 2,719 | B | 3,304 | 1.00 | 1.00 |
| 1231 | EEO Programs Senior Specialist | 3,668 | B | 4,458 | 1.00 | 1.00 |
| 1241 | Personnel Analyst | 2,449 | B | 3,604 | 4.00 | 4.00 |
| 1244 | Senior Personnel Analyst | 3,460 | B | 4,206 | 2.00 | 2.00 |
| 1406 | Senior Clerk | 1,823 | B | 2,215 | 49.00 | 49.00 |
| 1408 | Principal Clerk | 2,407 | B | 2,926 | 1.00 | 1.00 |
| 1410 | Chief Clerk | 2,758 | B | 3,353 | 2.00 | 2.00 |
| 1446 | Secretary II | 2,209 | B | 2,685 | 3.00 | 3.00 |
| 1450 | Executive Secretary I | 2,407 | B | 2,926 | 1.00 | 1.00 |
| 1452 | Executive Secretary II | 2,647 | B | 3,217 | 1.00 | 1.00 |
| 1454 | Executive Secretary III | 2,874 | B | 3,493 | 1.77 | 2.00 |
| 1630 | Account Clerk | 1,886 | B | 2,292 | 1.00 | 1.00 |
| 1632 | Senior Account Clerk | 2,183 | B | 2,654 | 3.00 | 3.00 |
| 1652 | Accountant II | 2,632 | B | 3,199 | 1.00 | 1.00 |
| 1654 | Accountant III | 3,189 | B | 3,873 | 2.00 | 2.00 |
| 1657 | Accountant IV | 3,689 | B | 4,484 | 1.00 | 1.00 |
| 1766 | Media Production Technician | 2,084 | B | 2,533 | 3.00 | 3.00 |

Annual Salary Ordinance 2016-2017 and 2017-2018

Budgeted Position Counts (FTE) by Department and Job Code

| Job Code | Title | Low | Type | High | 2016-2017 FTE | 2017-2018 FTE |
|-------------------|---|-------------------------------|------|-------|------------------|------------------|
| POL POLICE | | | | | | |
| Program: | ACM | OPERATIONS AND ADMINISTRATION | | | | |
| Subfund: | 1G AGF AAA | GF-NON-PROJECT-CONTROLLED | | | | |
| 1822 | Administrative Analyst | 2,841 | B | 3,453 | 7.00 | 7.00 |
| 1823 | Senior Administrative Analyst | 3,313 | B | 4,028 | 6.77 | 7.00 |
| 1824 | Principal Administrative Analyst | 3,836 | B | 4,662 | 4.00 | 4.00 |
| 1842 | Management Assistant | 2,614 | B | 3,178 | 5.00 | 5.00 |
| 1934 | Storekeeper | 1,923 | B | 2,337 | 8.00 | 8.00 |
| 1938 | Stores And Equipment Assistant Superviso | 2,490 | B | 3,027 | 1.00 | 1.00 |
| 1942 | Assistant Materials Coordinator | 3,234 | B | 3,931 | 11.00 | 11.00 |
| 2230 | Physician Specialist | 6,103 | B | 8,641 | 1.00 | 1.00 |
| 7262 | Maintenance Planner | 4,428 | B | 4,428 | 1.00 | 1.00 |
| 7410 | Automotive Service Worker | 2,135 | B | 2,596 | 5.00 | 5.00 |
| 7412 | Automotive Service Worker Assistant Sprv | 2,348 | B | 2,855 | 1.00 | 1.00 |
| 8108 | Senior Legal Process Clerk | 2,094 | B | 2,545 | 5.00 | 5.00 |
| 8139 | Industrial Injury Investigator | 2,502 | B | 3,041 | 1.00 | 1.00 |
| 8173 | Legal Assistant | 2,711 | B | 3,295 | 7.00 | 7.00 |
| 8177 | Attorney (Civil/Criminal) | 4,152 | B | 7,273 | 4.00 | 4.00 |
| 8274 | Police Cadet | 1,320 | B | 1,600 | 1.00 | 1.00 |
| 9209 | Community Police Services Aide | 2,204 | B | 2,679 | 21.00 | 21.00 |
| 9382 | Government And Public Affairs Manager | 3,978 | B | 4,835 | 1.00 | 1.00 |
| Q004 | Police Officer III | 3,322 | B | 4,619 | 100.00 | 100.00 |
| Q052 | Sergeant III | 5,360 | B | 5,360 | 34.00 | 34.00 |
| Q062 | Lieutenant III | 6,123 | B | 6,123 | 14.00 | 14.00 |
| Q082 | Captain III | 7,737 | B | 7,737 | 2.00 | 2.00 |
| TEMPM | Temporary - Miscellaneous | 0.00 | B | 0.00 | 0.86 | 0.84 |
| SubFund Total: | | | | | 376.71 | 377.84 |
| Program Total: | | | | | 376.71 | 377.84 |
| Program: | ACP | WORK ORDER SERVICES | | | | |
| Subfund: | 1G AGF WOF | GENERAL FUND WORK ORDER FUND | | | | |
| 0490 | Commander III | 8,481 | B | 8,481 | 1.00 | 1.00 |
| 1406 | Senior Clerk | 1,823 | B | 2,215 | 1.00 | 1.00 |
| 1823 | Senior Administrative Analyst | 3,313 | B | 4,028 | 1.00 | 1.00 |
| 1824 | Principal Administrative Analyst | 3,836 | B | 4,662 | 1.00 | 1.00 |

Annual Salary Ordinance 2016-2017 and 2017-2018

Budgeted Position Counts (FTE) by Department and Job Code

| Job Code | Title | Low | Type | High | 2016-2017 FTE | 2017-2018 FTE |
|-------------------|---|------------------------------|------|--------|------------------|------------------|
| POL POLICE | | | | | | |
| Program: | ACP | WORK ORDER SERVICES | | | | |
| Subfund: | 1G AGF WOF | GENERAL FUND WORK ORDER FUND | | | | |
| 8202 | Security Guard | 1,686 | B | 2,048 | 1.01 | 1.01 |
| Q004 | Police Officer III | 3,322 | B | 4,619 | 21.00 | 21.00 |
| Q052 | Sergeant III | 5,360 | B | 5,360 | 3.00 | 3.00 |
| Q082 | Captain III | 7,737 | B | 7,737 | 2.00 | 2.00 |
| SubFund Total: | | | | | 31.01 | 31.01 |
| Program Total: | | | | | 31.01 | 31.01 |
| Program: | ACV | OFFICE OF CITIZEN COMPLAINTS | | | | |
| Subfund: | 1G AGF AAA | GF-NON-PROJECT-CONTROLLED | | | | |
| 0951 | Deputy Director I | 3,661 | B | 4,672 | 1.00 | 1.00 |
| 0962 | Department Head II | 5,636 | B | 7,193 | 1.00 | 1.00 |
| 1051 | IS Business Analyst-Assistant | 2,626 | B | 3,303 | 1.00 | 1.00 |
| 1052 | IS Business Analyst | 3,041 | B | 3,825 | 1.00 | 1.00 |
| 1408 | Principal Clerk | 2,407 | B | 2,926 | 1.00 | 1.00 |
| 1424 | Clerk Typist | 1,827 | B | 2,221 | 3.00 | 3.00 |
| 1426 | Senior Clerk Typist | 2,004 | B | 2,435 | 2.00 | 2.00 |
| 1450 | Executive Secretary I | 2,407 | B | 2,926 | 1.00 | 1.00 |
| 1632 | Senior Account Clerk | 2,183 | B | 2,654 | 1.00 | 1.00 |
| 8124 | Investigator, Office Of Citizen Complain | 3,035 | B | 3,689 | 21.08 | 22.00 |
| 8126 | Senior Investigator, Office Of Citizen C | 3,327 | B | 4,044 | 4.77 | 5.00 |
| 8177 | Attorney (Civil/Criminal) | 4,152 | B | 7,273 | 5.00 | 5.00 |
| TEMPM | Temporary - Miscellaneous | 0.00 | B | 0.00 | 0.01 | 0.01 |
| SubFund Total: | | | | | 42.86 | 44.01 |
| Program Total: | | | | | 42.86 | 44.01 |
| Program: | ACX | PATROL | | | | |
| Subfund: | 1G AGF AAA | GF-NON-PROJECT-CONTROLLED | | | | |
| 0402 | Deputy Chief III | 10,435 | B | 10,435 | 3.00 | 3.00 |
| 0490 | Commander III | 8,481 | B | 8,481 | 2.00 | 2.00 |
| 1406 | Senior Clerk | 1,823 | B | 2,215 | 9.00 | 9.00 |
| 1408 | Principal Clerk | 2,407 | B | 2,926 | 2.00 | 2.00 |
| 1444 | Secretary I | 1,909 | B | 2,319 | 1.00 | 1.00 |
| 1446 | Secretary II | 2,209 | B | 2,685 | 2.00 | 2.00 |
| 1452 | Executive Secretary II | 2,647 | B | 3,217 | 1.00 | 1.00 |

Annual Salary Ordinance 2016-2017 and 2017-2018

Budgeted Position Counts (FTE) by Department and Job Code

| Job Code | Title | Low | Type | High | 2016-2017 FTE | 2017-2018 FTE |
|--|--------------------------------|-------|------|-------|------------------|------------------|
| POL POLICE | | | | | | |
| Program: ACX PATROL | | | | | | |
| Subfund: 1G AGF AAA GF-NON-PROJECT-CONTROLLED | | | | | | |
| 1822 | Administrative Analyst | 2,841 | B | 3,453 | 4.00 | 4.00 |
| 1823 | Senior Administrative Analyst | 3,313 | B | 4,028 | 1.00 | 1.00 |
| 1842 | Management Assistant | 2,614 | B | 3,178 | 1.00 | 1.00 |
| 3310 | Stable Attendant | 1,823 | B | 2,215 | 6.00 | 6.00 |
| 7410 | Automotive Service Worker | 2,135 | B | 2,596 | 9.00 | 9.00 |
| 8274 | Police Cadet | 1,320 | B | 1,600 | 14.00 | 14.00 |
| 9209 | Community Police Services Aide | 2,204 | B | 2,679 | 51.00 | 51.00 |
| Q004 | Police Officer III | 3,322 | B | 4,619 | 1,524.00 | 1,524.00 |
| Q052 | Sergeant III | 5,360 | B | 5,360 | 187.00 | 187.00 |
| Q062 | Lieutenant III | 6,123 | B | 6,123 | 69.00 | 69.00 |
| Q082 | Captain III | 7,737 | B | 7,737 | 22.00 | 22.00 |
| SubFund Total: | | | | | 1,908.00 | 1,908.00 |
| Subfund: 1G AGF ACP GF-CONTINUING PROJECTS | | | | | | |
| 8274 | Police Cadet | 1,320 | B | 1,600 | 6.50 | 6.50 |
| SubFund Total: | | | | | 6.50 | 6.50 |
| Subfund: 2S PPF SRC PUBLIC PROTECTION-STATE RECURRING GRANTS | | | | | | |
| TEMPM | Temporary - Miscellaneous | 0.00 | B | 0.00 | 1.01 | 0.99 |
| SubFund Total: | | | | | 1.01 | 0.99 |
| Subfund: 7E GIF GIF ETF-GIFT FUND | | | | | | |
| 8274 | Police Cadet | 1,320 | B | 1,600 | 7.00 | 7.00 |
| SubFund Total: | | | | | 7.00 | 7.00 |
| Program Total: | | | | | 1,922.51 | 1,922.49 |
| POL Department Total: | | | | | 3,179.87 | 3,182.36 |

Annual Salary Ordinance 2016-2017 and 2017-2018

Budgeted Position Counts (FTE) by Department and Job Code

| Job Code | Title | Low | Type | High | 2016-2017 FTE | 2017-2018 FTE |
|----------------|--|---------------------------------------|------|-------|------------------|------------------|
| PRT | PORT | | | | | |
| Program: | BK9 | ENGINEERING & ENVIRONMENTAL | | | | |
| Subfund: | 5P AAA AAA | PORT-OPERATING-NON-PROJ-CONTROLLED FD | | | | |
| 0954 | Deputy Director IV | 5,991 | B | 7,647 | 1.00 | 1.00 |
| 1450 | Executive Secretary I | 2,407 | B | 2,926 | 1.00 | 1.00 |
| 5203 | Assistant Engineer | 3,263 | B | 3,966 | 1.00 | 1.00 |
| 5207 | Associate Engineer | 3,799 | B | 4,617 | 3.00 | 3.00 |
| 5211 | Engineer/Architect/Landscape Architect S | 5,090 | B | 6,187 | 4.00 | 4.00 |
| 5212 | Engineer/Architect Principal | 5,905 | B | 7,178 | 1.00 | 1.00 |
| 5241 | Engineer | 4,397 | B | 5,345 | 6.00 | 6.00 |
| 5266 | Architectural Associate II | 3,799 | B | 4,617 | 1.00 | 1.00 |
| 5299 | Planner IV-Environmental Review | 4,082 | B | 4,961 | 1.00 | 1.00 |
| 5312 | Survey Assistant II | 2,752 | B | 3,346 | 1.00 | 1.00 |
| 5314 | Survey Associate | 3,169 | B | 3,851 | 1.00 | 1.00 |
| 5366 | Engineering Associate II | 3,126 | B | 3,799 | 1.00 | 1.00 |
| 6318 | Construction Inspector | 3,295 | B | 4,006 | 2.00 | 2.00 |
| 6322 | Permit Technician II | 2,407 | B | 2,926 | 0.77 | 1.00 |
| 6331 | Building Inspector | 3,661 | B | 4,449 | 2.00 | 2.00 |
| 6334 | Chief Building Inspector | 4,449 | B | 5,408 | 1.00 | 1.00 |
| TEMPM | Temporary - Miscellaneous | 0.00 | B | 0.00 | 0.47 | 0.46 |
| SubFund Total: | | | | | 28.24 | 28.46 |
| Program Total: | | | | | 28.24 | 28.46 |
| Program: | BKD | MARITIME OPERATIONS & MARKETING | | | | |
| Subfund: | 5P AAA AAA | PORT-OPERATING-NON-PROJ-CONTROLLED FD | | | | |
| 0932 | Manager IV | 4,551 | B | 5,809 | 1.00 | 1.00 |
| 0953 | Deputy Director III | 5,269 | B | 6,725 | 1.00 | 1.00 |
| 1408 | Principal Clerk | 2,407 | B | 2,926 | 1.00 | 1.00 |
| 1824 | Principal Administrative Analyst | 3,836 | B | 4,662 | 1.00 | 1.00 |
| 5299 | Planner IV-Environmental Review | 4,082 | B | 4,961 | 1.00 | 1.00 |
| 9355 | Wharfinger I | 2,430 | B | 2,953 | 1.00 | 1.00 |
| 9356 | Wharfinger II | 2,793 | B | 3,396 | 3.00 | 3.00 |
| 9376 | Market Research Specialists, Port | 3,126 | B | 3,799 | 1.00 | 1.00 |
| 9393 | Maritime Marketing Representative | 3,815 | B | 4,637 | 3.00 | 3.00 |
| TEMPM | Temporary - Miscellaneous | 0.00 | B | 0.00 | 0.70 | 0.68 |
| SubFund Total: | | | | | 13.70 | 13.68 |

Annual Salary Ordinance 2016-2017 and 2017-2018

Budgeted Position Counts (FTE) by Department and Job Code

| Job Code | Title | Low | Type | High | 2016-2017 FTE | 2017-2018 FTE |
|------------|---------------------------------------|---|------|-----------------------|------------------|------------------|
| PRT | PORT | | | | | |
| Program: | BKD | MARITIME OPERATIONS & MARKETING | | | | |
| Subfund: | 5P SBH AAP | PORT-SOUTH BEACH HARBOR-ANNUAL PROJECTS | | | | |
| 0030 | Management Assistant III (OCII) | 2,999 | B | 3,646 | 1.00 | 1.00 |
| 0740 | Harbormaster (OCII) | 3,849 | B | 4,678 | 1.00 | 1.00 |
| 0840 | Harbor Attendant (OCII) | 2,076 | B | 2,523 | 5.00 | 5.00 |
| 0865 | Harbor Office Assistant (OCII) | 1,830 | B | 2,222 | 1.60 | 1.60 |
| 0890 | Harbor Security Officer (OCII) | 1,690 | B | 2,051 | 3.00 | 3.00 |
| | | | | SubFund Total: | 11.60 | 11.60 |
| | | | | Program Total: | 25.30 | 25.28 |
| Program: | BKO | ADMINISTRATION | | | | |
| Subfund: | 5P AAA AAA | PORT-OPERATING-NON-PROJ-CONTROLLED FD | | | | |
| 0922 | Manager I | 3,661 | B | 4,672 | 2.00 | 2.00 |
| 0923 | Manager II | 3,931 | B | 5,018 | 3.00 | 3.00 |
| 0931 | Manager III | 4,238 | B | 5,408 | 1.00 | 1.00 |
| 0932 | Manager IV | 4,551 | B | 5,809 | 3.00 | 3.00 |
| 0933 | Manager V | 4,905 | B | 6,260 | 2.00 | 2.00 |
| 0953 | Deputy Director III | 5,269 | B | 6,725 | 2.00 | 2.00 |
| 1042 | IS Engineer-Journey | 3,768 | B | 4,740 | 2.00 | 2.00 |
| 1043 | IS Engineer-Senior | 4,177 | B | 5,252 | 1.00 | 1.00 |
| 1053 | IS Business Analyst-Senior | 3,520 | B | 4,428 | 2.00 | 2.00 |
| 1054 | IS Business Analyst-Principal | 4,076 | B | 5,126 | 1.00 | 1.00 |
| 1070 | IS Project Director | 4,493 | B | 5,651 | 1.00 | 1.00 |
| 1091 | IT Operations Support Administrator I | 1,994 | B | 2,424 | 0.77 | 1.00 |
| 1204 | Senior Personnel Clerk | 2,264 | B | 2,752 | 1.00 | 1.00 |
| 1222 | Senior Payroll And Personnel Clerk | 2,466 | B | 2,997 | 2.00 | 2.00 |
| 1241 | Personnel Analyst | 2,449 | B | 3,604 | 2.00 | 1.00 |
| 1244 | Senior Personnel Analyst | 3,460 | B | 4,206 | 1.00 | 2.00 |
| 1312 | Public Information Officer | 2,621 | B | 3,187 | 1.00 | 1.00 |
| 1406 | Senior Clerk | 1,823 | B | 2,215 | 1.00 | 1.00 |
| 1408 | Principal Clerk | 2,407 | B | 2,926 | 2.00 | 1.00 |
| 1426 | Senior Clerk Typist | 2,004 | B | 2,435 | 1.00 | 1.00 |
| 1446 | Secretary II | 2,209 | B | 2,685 | 2.00 | 2.00 |
| 1450 | Executive Secretary I | 2,407 | B | 2,926 | 1.00 | 1.00 |
| 1632 | Senior Account Clerk | 2,183 | B | 2,654 | 3.00 | 3.00 |
| 1634 | Principal Account Clerk | 2,466 | B | 2,997 | 1.00 | 1.00 |

Annual Salary Ordinance 2016-2017 and 2017-2018

Budgeted Position Counts (FTE) by Department and Job Code

| Job Code | Title | Low | Type | High | 2016-2017 FTE | 2017-2018 FTE |
|----------------|------------------------------------|---------------------------------------|------|--------|------------------|------------------|
| PRT | PORT | | | | | |
| Program: | BKO | ADMINISTRATION | | | | |
| Subfund: | 5P AAA AAA | PORT-OPERATING-NON-PROJ-CONTROLLED FD | | | | |
| 1652 | Accountant II | 2,632 | B | 3,199 | 5.00 | 5.00 |
| 1654 | Accountant III | 3,189 | B | 3,873 | 3.00 | 3.00 |
| 1822 | Administrative Analyst | 2,841 | B | 3,453 | 2.77 | 3.00 |
| 1824 | Principal Administrative Analyst | 3,836 | B | 4,662 | 5.00 | 5.00 |
| 1842 | Management Assistant | 2,614 | B | 3,178 | 1.00 | 1.00 |
| 1844 | Senior Management Assistant | 2,997 | B | 3,643 | 2.00 | 2.00 |
| 1934 | Storekeeper | 1,923 | B | 2,337 | 2.00 | 2.00 |
| 1936 | Senior Storekeeper | 2,048 | B | 2,490 | 1.00 | 1.00 |
| 1952 | Purchaser | 2,793 | B | 3,396 | 0.00 | 1.00 |
| 4308 | Senior Collections Officer | 2,435 | B | 2,960 | 1.00 | 1.00 |
| 5504 | Project Manager II | 5,730 | B | 5,730 | 1.00 | 1.00 |
| 8603 | Emergency Services Coordinator III | 3,446 | B | 4,188 | 0.77 | 1.00 |
| 9395 | Property Manager, Port | 3,418 | B | 4,155 | 1.00 | 1.00 |
| 9399 | Port Director | 10,404 | B | 10,404 | 1.00 | 1.00 |
| AC35 | Board/Commission Secretary 3 | 3,537 | B | 4,299 | 1.00 | 1.00 |
| TEMPM | Temporary - Miscellaneous | 0.00 | B | 0.00 | 3.65 | 3.61 |
| SubFund Total: | | | | | 69.96 | 70.61 |
| Program Total: | | | | | 69.96 | 70.61 |
| Program: | BKW | PLANNING & DEVELOPMENT | | | | |
| Subfund: | 5P AAA AAA | PORT-OPERATING-NON-PROJ-CONTROLLED FD | | | | |
| 0923 | Manager II | 3,931 | B | 5,018 | 3.00 | 3.00 |
| 0931 | Manager III | 4,238 | B | 5,408 | 3.00 | 3.00 |
| 0932 | Manager IV | 4,551 | B | 5,809 | 2.00 | 2.00 |
| 0953 | Deputy Director III | 5,269 | B | 6,725 | 1.00 | 1.00 |
| 1450 | Executive Secretary I | 2,407 | B | 2,926 | 1.00 | 1.00 |
| 5277 | Planner I | 2,388 | B | 2,902 | 1.00 | 1.00 |
| 5283 | Planner V | 4,848 | B | 5,893 | 1.00 | 1.00 |
| 5291 | Planner III | 3,446 | B | 4,188 | 2.00 | 2.00 |
| 5293 | Planner IV | 4,082 | B | 4,961 | 1.00 | 1.00 |
| 9377 | Feasibility Analyst, Port | 3,248 | B | 3,948 | 1.00 | 1.00 |
| TEMPM | Temporary - Miscellaneous | 0.00 | B | 0.00 | 2.20 | 2.15 |
| SubFund Total: | | | | | 18.20 | 18.15 |
| Program Total: | | | | | 18.20 | 18.15 |

Annual Salary Ordinance 2016-2017 and 2017-2018

Budgeted Position Counts (FTE) by Department and Job Code

| Job Code | Title | Low | Type | High | 2016-2017 FTE | 2017-2018 FTE |
|------------|--|-------|------|-------|------------------|------------------|
| PRT | PORT | | | | | |
| Program: | BKY MAINTENANCE | | | | | |
| Subfund: | 5P AAA AAA PORT-OPERATING-NON-PROJ-CONTROLLED FD | | | | | |
| 0931 | Manager III | 4,238 | B | 5,408 | 2.00 | 2.00 |
| 0953 | Deputy Director III | 5,269 | B | 6,725 | 1.00 | 1.00 |
| 1406 | Senior Clerk | 1,823 | B | 2,215 | 1.00 | 1.00 |
| 1450 | Executive Secretary I | 2,407 | B | 2,926 | 1.00 | 1.00 |
| 1823 | Senior Administrative Analyst | 3,313 | B | 4,028 | 1.00 | 1.00 |
| 3417 | Gardener | 2,145 | B | 2,607 | 2.77 | 3.00 |
| 5177 | Safety Officer | 4,246 | B | 5,161 | 1.00 | 1.00 |
| 6139 | Senior Industrial Hygienist | 4,246 | B | 5,161 | 1.00 | 1.00 |
| 7205 | Chief Stationary Engineer | 4,256 | B | 4,256 | 1.00 | 1.00 |
| 7213 | Plumber Supervisor I | 3,679 | B | 4,471 | 1.00 | 1.00 |
| 7215 | General Laborer Supervisor I | 2,297 | B | 2,793 | 2.00 | 2.00 |
| 7226 | Carpenter Supervisor I | 3,470 | B | 4,218 | 1.00 | 1.00 |
| 7238 | Electrician Supervisor I | 3,574 | B | 4,343 | 1.00 | 1.00 |
| 7242 | Painter Supervisor I | 2,940 | B | 3,769 | 1.00 | 1.00 |
| 7258 | Maintenance Machinist Supervisor I | 4,255 | B | 4,255 | 1.00 | 1.00 |
| 7262 | Maintenance Planner | 4,428 | B | 4,428 | 1.00 | 1.00 |
| 7282 | Street Repair Supervisor II | 3,289 | B | 3,998 | 1.00 | 1.00 |
| 7328 | Operating Engineer, Universal | 3,064 | B | 3,724 | 1.00 | 1.00 |
| 7332 | Maintenance Machinist | 2,745 | B | 3,337 | 2.00 | 2.00 |
| 7334 | Stationary Engineer | 3,355 | B | 3,355 | 2.00 | 2.00 |
| 7344 | Carpenter | 2,813 | B | 3,418 | 4.00 | 4.00 |
| 7345 | Electrician | 3,162 | B | 3,844 | 5.54 | 6.00 |
| 7346 | Painter | 2,589 | B | 3,147 | 4.00 | 4.00 |
| 7347 | Plumber | 3,273 | B | 3,978 | 6.00 | 6.00 |
| 7355 | Truck Driver | 2,539 | B | 3,234 | 4.00 | 4.00 |
| 7376 | Sheet Metal Worker | 3,289 | B | 3,998 | 3.00 | 3.00 |
| 7395 | Ornamental Iron Worker | 2,719 | B | 3,304 | 4.00 | 4.00 |
| 7404 | Asphalt Finisher | 2,188 | B | 2,660 | 1.00 | 1.00 |
| 7502 | Asphalt Worker | 2,115 | B | 2,571 | 2.00 | 2.00 |
| 7514 | General Laborer | 2,074 | B | 2,521 | 16.00 | 16.00 |
| 9330 | Pile Worker | 2,997 | B | 3,643 | 11.00 | 11.00 |
| 9331 | Piledriver Engine Operator | 3,108 | B | 3,777 | 2.00 | 2.00 |
| 9332 | Piledriver Supervisor I | 3,353 | B | 4,075 | 3.00 | 3.00 |

Annual Salary Ordinance 2016-2017 and 2017-2018

Budgeted Position Counts (FTE) by Department and Job Code

| Job Code | Title | Low | Type | High | 2016-2017 FTE | 2017-2018 FTE |
|----------------|--|-------|------|-------|------------------|------------------|
| PRT | PORT | | | | | |
| Program: | BKY MAINTENANCE | | | | | |
| Subfund: | 5P AAA AAA PORT-OPERATING-NON-PROJ-CONTROLLED FD | | | | | |
| 9342 | Ornamental Iron Worker Supervisor I | 3,087 | B | 3,752 | 1.00 | 1.00 |
| 9343 | Roofer | 2,627 | B | 3,193 | 4.00 | 4.00 |
| 9344 | Roofer Supervisor I | 3,027 | B | 3,679 | 1.00 | 1.00 |
| 9345 | Sheet Metal Supervisor I | 3,679 | B | 4,471 | 1.00 | 1.00 |
| 9346 | Fusion Welder | 3,226 | B | 3,921 | 3.00 | 3.00 |
| 9354 | Elevator and Crane Technician | 3,661 | B | 4,449 | 2.00 | 2.00 |
| 9358 | Crane Mechanic Supervisor | 3,844 | B | 4,672 | 1.00 | 1.00 |
| TEMPM | Temporary - Miscellaneous | 0.00 | B | 0.00 | 1.26 | 1.23 |
| SubFund Total: | | | | | 105.57 | 106.23 |
| Subfund: | 5P AAA AAP PORT-OPERATING-ANNUAL PROJECTS | | | | | |
| 1053 | IS Business Analyst-Senior | 3,520 | B | 4,428 | 0.77 | 1.00 |
| 1054 | IS Business Analyst-Principal | 4,076 | B | 5,126 | 3.50 | 3.50 |
| 1825 | Principial Administrative Analyst II | 4,197 | B | 5,101 | 0.77 | 1.00 |
| SubFund Total: | | | | | 5.04 | 5.50 |
| Subfund: | 5P AAA ACP PORT-CONTINUING PROJ-OPERATING FD | | | | | |
| 0922 | Manager I | 3,661 | B | 4,672 | 0.77 | 1.00 |
| 1053 | IS Business Analyst-Senior | 3,520 | B | 4,428 | 1.00 | 1.00 |
| 1314 | Public Relations Officer | 3,126 | B | 3,799 | 0.77 | 1.00 |
| 1824 | Principal Administrative Analyst | 3,836 | B | 4,662 | 0.77 | 1.00 |
| 5299 | Planner IV-Environmental Review | 4,082 | B | 4,961 | 0.77 | 1.00 |
| 5502 | Project Manager I | 4,952 | B | 4,952 | 1.00 | 1.00 |
| 5506 | Project Manager III | 6,956 | B | 6,956 | 3.31 | 4.00 |
| 7311 | Cement Mason | 2,490 | B | 3,027 | 1.54 | 2.00 |
| 7347 | Plumber | 3,273 | B | 3,978 | 4.00 | 4.00 |
| 7376 | Sheet Metal Worker | 3,289 | B | 3,998 | 4.00 | 4.00 |
| 9330 | Pile Worker | 2,997 | B | 3,643 | 17.23 | 20.00 |
| 9331 | Piledriver Engine Operator | 3,108 | B | 3,777 | 1.00 | 1.00 |
| 9332 | Piledriver Supervisor I | 3,353 | B | 4,075 | 2.54 | 3.00 |
| 9343 | Roofer | 2,627 | B | 3,193 | 2.00 | 2.00 |
| SubFund Total: | | | | | 40.70 | 46.00 |
| Program Total: | | | | | 151.31 | 157.73 |
| Program: | BKZ REAL ESTATE & MANAGEMENT | | | | | |
| Subfund: | 5P AAA AAA PORT-OPERATING-NON-PROJ-CONTROLLED FD | | | | | |

Annual Salary Ordinance 2016-2017 and 2017-2018

Budgeted Position Counts (FTE) by Department and Job Code

| Job Code | Title | Low | Type | High | 2016-2017 FTE | 2017-2018 FTE |
|------------|-------------------------------|---------------------------------------|------------|-------------------|------------------|------------------|
| PRT | PORT | | | | | |
| Program: | BKZ | REAL ESTATE & MANAGEMENT | | | | |
| Subfund: | 5P AAA AAA | PORT-OPERATING-NON-PROJ-CONTROLLED FD | | | | |
| 0931 | Manager III | 4,238 | B | 5,408 | 1.00 | 1.00 |
| 0932 | Manager IV | 4,551 | B | 5,809 | 1.00 | 1.00 |
| 0953 | Deputy Director III | 5,269 | B | 6,725 | 1.00 | 1.00 |
| 5620 | Regulatory Specialist | 3,446 | B | 4,188 | 1.00 | 1.00 |
| 9386 | Senior Property Manager, Port | 3,966 | B | 4,821 | 3.00 | 3.00 |
| 9395 | Property Manager, Port | 3,418 | B | 4,155 | 6.00 | 6.00 |
| TEMPM | Temporary - Miscellaneous | 0.00 | B | 0.00 | 1.00 | 0.98 |
| | | | | SubFund Total: | 14.00 | 13.98 |
| | | | | Program Total: | 14.00 | 13.98 |
| | | | PRT | Department Total: | 307.01 | 314.21 |

Annual Salary Ordinance 2016-2017 and 2017-2018

Budgeted Position Counts (FTE) by Department and Job Code

| Job Code | Title | Low | Type | High | 2016-2017 FTE | 2017-2018 FTE |
|--|--|--------------------------------------|------|-------|------------------|------------------|
| PUC PUBLIC UTILITIES COMMISSION | | | | | | |
| Program: | BAX | WASTEWATER OPERATIONS | | | | |
| Subfund: | 5C AAA AAA | CWP-OPERATING-NON-PROJ-CONTROLLED FD | | | | |
| 1426 | Senior Clerk Typist | 2,004 | B | 2,435 | 1.00 | 1.00 |
| 1452 | Executive Secretary II | 2,647 | B | 3,217 | 1.00 | 1.00 |
| 1843 | Exec Dir, Southeast Community Facility C | 3,643 | B | 4,428 | 1.00 | 1.00 |
| 1844 | Senior Management Assistant | 2,997 | B | 3,643 | 1.00 | 1.00 |
| TEMPM | Temporary - Miscellaneous | 0.00 | B | 0.00 | 0.46 | 0.45 |
| SubFund Total: | | | | | 4.46 | 4.45 |
| Program Total: | | | | | 4.46 | 4.45 |
| Program: | BC5 | CLEAN POWERSF | | | | |
| Subfund: | 5Q AAA AAA | CLEANPOWERSF CCA OPERATING FUND | | | | |
| 0923 | Manager II | 3,931 | B | 5,018 | 1.00 | 1.00 |
| 0933 | Manager V | 4,905 | B | 6,260 | 1.00 | 1.00 |
| 1840 | Junior Management Assistant | 2,303 | B | 2,800 | 1.00 | 1.00 |
| 5601 | Utility Analyst | 2,245 | B | 3,486 | 2.00 | 3.00 |
| 5602 | Utility Specialist | 3,391 | B | 5,012 | 3.00 | 4.00 |
| 7484 | Senior Power Generation Technician | 3,633 | B | 4,416 | 1.00 | 1.00 |
| TEMPM | Temporary - Miscellaneous | 0.00 | B | 0.00 | 3.15 | 3.08 |
| SubFund Total: | | | | | 12.15 | 14.08 |
| Program Total: | | | | | 12.15 | 14.08 |
| Program: | BCE | CUSTOMER SERVICES | | | | |
| Subfund: | 5W PUC OPF | PUC OPERATING FUND | | | | |
| 0922 | Manager I | 3,661 | B | 4,672 | 5.00 | 5.00 |
| 0931 | Manager III | 4,238 | B | 5,408 | 2.00 | 2.00 |
| 0941 | Manager VI | 5,269 | B | 6,725 | 1.00 | 1.00 |
| 1053 | IS Business Analyst-Senior | 3,520 | B | 4,428 | 1.00 | 1.00 |
| 1446 | Secretary II | 2,209 | B | 2,685 | 2.00 | 2.00 |
| 1450 | Executive Secretary I | 2,407 | B | 2,926 | 1.00 | 1.00 |
| 1466 | Meter Reader | 2,110 | B | 2,564 | 4.00 | 4.00 |
| 1478 | Senior Water Services Clerk | 2,269 | B | 2,758 | 42.00 | 42.00 |
| 1480 | Principal Water Services Clerk | 2,490 | B | 3,027 | 12.00 | 12.00 |
| 1824 | Principal Administrative Analyst | 3,836 | B | 4,662 | 1.00 | 1.00 |
| 4310 | Commercial Division Assistant Supervisor | 2,827 | B | 3,436 | 7.00 | 7.00 |
| 4321 | Cashier II | 1,955 | B | 2,377 | 1.00 | 1.00 |

Annual Salary Ordinance 2016-2017 and 2017-2018

Budgeted Position Counts (FTE) by Department and Job Code

| Job Code | Title | Low | Type | High | 2016-2017 FTE | 2017-2018 FTE |
|--|--------------------------------------|------------------------|------|-------|------------------|------------------|
| PUC PUBLIC UTILITIES COMMISSION | | | | | | |
| Program: | BCE | CUSTOMER SERVICES | | | | |
| Subfund: | 5W PUC OPF | PUC OPERATING FUND | | | | |
| 4322 | Cashier III | 2,194 | B | 2,666 | 1.00 | 1.00 |
| 5260 | Architectural Assistant I | 2,582 | B | 3,138 | 2.00 | 2.00 |
| 5261 | Architectural Assistant II | 2,847 | B | 3,460 | 1.00 | 1.00 |
| 5601 | Utility Analyst | 2,245 | B | 3,486 | 1.00 | 1.00 |
| 7204 | Chief Water Service Inspector | 4,218 | B | 5,126 | 1.00 | 1.00 |
| 7316 | Water Service Inspector | 3,304 | B | 4,017 | 17.00 | 17.00 |
| 7317 | Senior Water Service Inspector | 3,826 | B | 4,650 | 4.00 | 4.00 |
| TEMPM | Temporary - Miscellaneous | 0.00 | B | 0.00 | 0.47 | 0.46 |
| SubFund Total: | | | | | 106.47 | 106.46 |
| Program Total: | | | | | 106.47 | 106.46 |
| Program: | BCR | GENERAL MANAGEMENT | | | | |
| Subfund: | 5W PUC OPF | PUC OPERATING FUND | | | | |
| 0922 | Manager I | 3,661 | B | 4,672 | 2.00 | 2.00 |
| 0923 | Manager II | 3,931 | B | 5,018 | 1.00 | 1.00 |
| 0931 | Manager III | 4,238 | B | 5,408 | 1.00 | 1.00 |
| 0933 | Manager V | 4,905 | B | 6,260 | 1.00 | 1.00 |
| 0941 | Manager VI | 5,269 | B | 6,725 | 3.00 | 3.00 |
| 0955 | Deputy Director V | 6,387 | B | 8,152 | 2.00 | 2.00 |
| 1450 | Executive Secretary I | 2,407 | B | 2,926 | 1.00 | 1.00 |
| 1454 | Executive Secretary III | 2,874 | B | 3,493 | 1.00 | 1.00 |
| 1820 | Junior Administrative Analyst | 2,161 | B | 2,627 | 1.00 | 1.00 |
| 1822 | Administrative Analyst | 2,841 | B | 3,453 | 4.00 | 4.00 |
| 1823 | Senior Administrative Analyst | 3,313 | B | 4,028 | 3.00 | 3.00 |
| 1824 | Principal Administrative Analyst | 3,836 | B | 4,662 | 4.00 | 4.00 |
| 1825 | Principial Administrative Analyst II | 4,197 | B | 5,101 | 2.00 | 2.00 |
| 9989 | Executive Contract Employee with FBP | 0.00 | C | 0.00 | 1.00 | 1.00 |
| TEMPM | Temporary - Miscellaneous | 0.00 | B | 0.00 | 4.49 | 4.50 |
| SubFund Total: | | | | | 31.49 | 31.50 |
| Program Total: | | | | | 31.49 | 31.50 |
| Program: | BCS | MANAGEMENT INFORMATION | | | | |
| Subfund: | 5W PUC OPF | PUC OPERATING FUND | | | | |
| 0941 | Manager VI | 5,269 | B | 6,725 | 4.00 | 4.00 |
| 0942 | Manager VII | 5,636 | B | 7,193 | 1.00 | 1.00 |

Annual Salary Ordinance 2016-2017 and 2017-2018

Budgeted Position Counts (FTE) by Department and Job Code

| Job Code | Title | Low | Type | High | 2016-2017 FTE | 2017-2018 FTE |
|--|--|------------------------|------|-------|------------------|------------------|
| PUC PUBLIC UTILITIES COMMISSION | | | | | | |
| Program: | BCS | MANAGEMENT INFORMATION | | | | |
| Subfund: | 5W PUC OPF | PUC OPERATING FUND | | | | |
| 1022 | IS Administrator II | 2,847 | B | 3,460 | 1.00 | 1.00 |
| 1042 | IS Engineer-Journey | 3,768 | B | 4,740 | 11.00 | 11.00 |
| 1043 | IS Engineer-Senior | 4,177 | B | 5,252 | 15.00 | 15.00 |
| 1044 | IS Engineer-Principal | 4,493 | B | 5,651 | 15.00 | 15.00 |
| 1052 | IS Business Analyst | 3,041 | B | 3,825 | 1.00 | 1.00 |
| 1053 | IS Business Analyst-Senior | 3,520 | B | 4,428 | 3.00 | 3.00 |
| 1054 | IS Business Analyst-Principal | 4,076 | B | 5,126 | 9.00 | 9.00 |
| 1063 | IS Programmer Analyst-Senior | 3,189 | B | 4,016 | 3.00 | 3.00 |
| 1070 | IS Project Director | 4,493 | B | 5,651 | 5.00 | 5.00 |
| 1092 | IT Operations Support Administrator II | 2,342 | B | 2,847 | 1.00 | 1.00 |
| 1093 | IT Operations Support Administrator III | 2,847 | B | 3,460 | 3.00 | 3.00 |
| 1094 | IT Operations Support Administrator IV | 3,460 | B | 4,206 | 6.00 | 6.00 |
| 1095 | IT Operations Support Administrator V | 3,724 | B | 4,527 | 3.00 | 3.00 |
| 1824 | Principal Administrative Analyst | 3,836 | B | 4,662 | 1.00 | 1.00 |
| 5211 | Engineer/Architect/Landscape Architect S | 5,090 | B | 6,187 | 1.00 | 1.00 |
| 5212 | Engineer/Architect Principal | 5,905 | B | 7,178 | 1.00 | 1.00 |
| 7362 | Communications Systems Technician | 3,661 | B | 4,449 | 1.00 | 1.00 |
| TEMPM | Temporary - Miscellaneous | 0.00 | B | 0.00 | 2.33 | 2.28 |
| SubFund Total: | | | | | 87.33 | 87.28 |
| Program Total: | | | | | 87.33 | 87.28 |
| Program: | BCT | FINANCE | | | | |
| Subfund: | 5W PUC OPF | PUC OPERATING FUND | | | | |
| 0922 | Manager I | 3,661 | B | 4,672 | 1.00 | 1.00 |
| 0923 | Manager II | 3,931 | B | 5,018 | 2.00 | 2.00 |
| 0931 | Manager III | 4,238 | B | 5,408 | 3.00 | 3.00 |
| 0932 | Manager IV | 4,551 | B | 5,809 | 2.00 | 2.00 |
| 0933 | Manager V | 4,905 | B | 6,260 | 1.00 | 1.00 |
| 0941 | Manager VI | 5,269 | B | 6,725 | 2.00 | 2.00 |
| 0942 | Manager VII | 5,636 | B | 7,193 | 1.00 | 1.00 |
| 1406 | Senior Clerk | 1,823 | B | 2,215 | 1.00 | 1.00 |
| 1474 | Claims Process Clerk | 2,074 | B | 2,521 | 1.00 | 1.00 |

Annual Salary Ordinance 2016-2017 and 2017-2018

Budgeted Position Counts (FTE) by Department and Job Code

| Job Code | Title | Low | Type | High | 2016-2017 FTE | 2017-2018 FTE |
|--|--------------------------------------|-------|------|-----------------------|------------------|------------------|
| PUC PUBLIC UTILITIES COMMISSION | | | | | | |
| Program: | BCT FINANCE | | | | | |
| Subfund: | 5W PUC OPF PUC OPERATING FUND | | | | | |
| 1630 | Account Clerk | 1,886 | B | 2,292 | 1.00 | 1.00 |
| 1632 | Senior Account Clerk | 2,183 | B | 2,654 | 6.00 | 6.00 |
| 1652 | Accountant II | 2,632 | B | 3,199 | 9.00 | 9.00 |
| 1654 | Accountant III | 3,189 | B | 3,873 | 15.00 | 15.00 |
| 1657 | Accountant IV | 3,689 | B | 4,484 | 7.00 | 7.00 |
| 1822 | Administrative Analyst | 2,841 | B | 3,453 | 1.00 | 1.00 |
| 1823 | Senior Administrative Analyst | 3,313 | B | 4,028 | 3.00 | 3.00 |
| 1824 | Principal Administrative Analyst | 3,836 | B | 4,662 | 6.00 | 6.00 |
| 1825 | Principial Administrative Analyst II | 4,197 | B | 5,101 | 4.00 | 4.00 |
| 1842 | Management Assistant | 2,614 | B | 3,178 | 3.00 | 3.00 |
| 5602 | Utility Specialist | 3,391 | B | 5,012 | 1.00 | 1.00 |
| TEMPM | Temporary - Miscellaneous | 0.00 | B | 0.00 | 0.49 | 0.48 |
| | | | | SubFund Total: | 70.49 | 70.48 |
| | | | | Program Total: | 70.49 | 70.48 |
| Program: | BCU ENGINEERING | | | | | |
| Subfund: | 5W PUC PSF PUC-UEB PERSONNEL FUND | | | | | |
| 0922 | Manager I | 3,661 | B | 4,672 | 1.00 | 1.00 |
| 0931 | Manager III | 4,238 | B | 5,408 | 3.00 | 3.00 |
| 0932 | Manager IV | 4,551 | B | 5,809 | 4.00 | 4.00 |
| 0933 | Manager V | 4,905 | B | 6,260 | 7.00 | 7.00 |
| 0941 | Manager VI | 5,269 | B | 6,725 | 9.00 | 9.00 |
| 0943 | Manager VIII | 6,387 | B | 8,152 | 6.00 | 6.00 |
| 0955 | Deputy Director V | 6,387 | B | 8,152 | 1.00 | 1.00 |
| 1053 | IS Business Analyst-Senior | 3,520 | B | 4,428 | 2.00 | 2.00 |
| 1404 | Clerk | 1,756 | B | 2,135 | 3.00 | 3.00 |
| 1406 | Senior Clerk | 1,823 | B | 2,215 | 1.00 | 1.00 |
| 1426 | Senior Clerk Typist | 2,004 | B | 2,435 | 3.00 | 3.00 |
| 1446 | Secretary II | 2,209 | B | 2,685 | 5.00 | 5.00 |
| 1450 | Executive Secretary I | 2,407 | B | 2,926 | 5.00 | 5.00 |
| 1452 | Executive Secretary II | 2,647 | B | 3,217 | 1.00 | 1.00 |
| 1630 | Account Clerk | 1,886 | B | 2,292 | 1.00 | 1.00 |
| 1632 | Senior Account Clerk | 2,183 | B | 2,654 | 3.00 | 3.00 |
| 1634 | Principal Account Clerk | 2,466 | B | 2,997 | 2.00 | 2.00 |

Annual Salary Ordinance 2016-2017 and 2017-2018

Budgeted Position Counts (FTE) by Department and Job Code

| Job Code | Title | Low | Type | High | 2016-2017 FTE | 2017-2018 FTE |
|--|--|-------|------|-------|------------------|------------------|
| PUC PUBLIC UTILITIES COMMISSION | | | | | | |
| Program: | BCU ENGINEERING | | | | | |
| Subfund: | 5W PUC PSF PUC-UEB PERSONNEL FUND | | | | | |
| 1770 | Photographer | 2,140 | B | 2,602 | 2.00 | 2.00 |
| 1820 | Junior Administrative Analyst | 2,161 | B | 2,627 | 11.00 | 11.00 |
| 1822 | Administrative Analyst | 2,841 | B | 3,453 | 15.00 | 15.00 |
| 1823 | Senior Administrative Analyst | 3,313 | B | 4,028 | 16.00 | 16.00 |
| 1824 | Principal Administrative Analyst | 3,836 | B | 4,662 | 9.00 | 9.00 |
| 1840 | Junior Management Assistant | 2,303 | B | 2,800 | 1.00 | 1.00 |
| 1842 | Management Assistant | 2,614 | B | 3,178 | 1.00 | 1.00 |
| 1844 | Senior Management Assistant | 2,997 | B | 3,643 | 3.00 | 3.00 |
| 2992 | Contract Compliance Officer I | 3,217 | B | 3,910 | 1.00 | 1.00 |
| 5174 | Administrative Engineer | 4,725 | B | 5,742 | 2.00 | 2.00 |
| 5201 | Junior Engineer | 2,890 | B | 3,513 | 1.00 | 1.00 |
| 5203 | Assistant Engineer | 3,263 | B | 3,966 | 19.00 | 19.00 |
| 5207 | Associate Engineer | 3,799 | B | 4,617 | 59.00 | 59.00 |
| 5211 | Engineer/Architect/Landscape Architect S | 5,090 | B | 6,187 | 36.00 | 36.00 |
| 5212 | Engineer/Architect Principal | 5,905 | B | 7,178 | 8.00 | 8.00 |
| 5218 | Structural Engineer | 4,848 | B | 5,893 | 2.00 | 2.00 |
| 5241 | Engineer | 4,397 | B | 5,345 | 46.00 | 46.00 |
| 5277 | Planner I | 2,388 | B | 2,902 | 1.00 | 1.00 |
| 5278 | Planner II | 2,902 | B | 3,527 | 1.00 | 1.00 |
| 5293 | Planner IV | 4,082 | B | 4,961 | 1.00 | 1.00 |
| 5298 | Planner III-Environmental Review | 3,446 | B | 4,188 | 8.00 | 8.00 |
| 5299 | Planner IV-Environmental Review | 4,082 | B | 4,961 | 4.00 | 4.00 |
| 5322 | Graphic Artist | 2,079 | B | 2,527 | 1.00 | 1.00 |
| 5362 | Engineering Assistant | 2,435 | B | 2,960 | 5.00 | 5.00 |
| 5364 | Engineering Associate I | 2,700 | B | 3,282 | 9.00 | 9.00 |
| 5366 | Engineering Associate II | 3,126 | B | 3,799 | 3.00 | 3.00 |
| 5381 | Student Design Trainee II, Arch, Engr, & | 2,225 | B | 2,225 | 2.00 | 2.00 |
| 5382 | Student Design Trainee III, Arch, Engr, | 2,331 | B | 2,331 | 4.00 | 4.00 |
| 5408 | Coordinator Of Citizen Involvement | 3,643 | B | 4,428 | 1.00 | 1.00 |
| 5502 | Project Manager I | 4,952 | B | 4,952 | 1.00 | 1.00 |
| 5504 | Project Manager II | 5,730 | B | 5,730 | 3.00 | 3.00 |

Annual Salary Ordinance 2016-2017 and 2017-2018

Budgeted Position Counts (FTE) by Department and Job Code

| Job Code | Title | Low | Type | High | 2016-2017 FTE | 2017-2018 FTE |
|--|--|-------------------------------|------|-------|------------------|------------------|
| PUC PUBLIC UTILITIES COMMISSION | | | | | | |
| Program: | BCV | STRATEGIC PLANNING/COMPLIANCE | | | | |
| Subfund: | 5W PUC OPF | PUC OPERATING FUND | | | | |
| 0923 | Manager II | 3,931 | B | 5,018 | 2.00 | 2.00 |
| 0931 | Manager III | 4,238 | B | 5,408 | 1.00 | 1.00 |
| 0933 | Manager V | 4,905 | B | 6,260 | 2.00 | 2.00 |
| 0941 | Manager VI | 5,269 | B | 6,725 | 1.00 | 1.00 |
| 0955 | Deputy Director V | 6,387 | B | 8,152 | 1.00 | 1.00 |
| 1310 | Public Relations Assistant | 1,980 | B | 2,407 | 1.00 | 1.00 |
| 1312 | Public Information Officer | 2,621 | B | 3,187 | 1.00 | 1.00 |
| 1314 | Public Relations Officer | 3,126 | B | 3,799 | 9.00 | 9.00 |
| 1446 | Secretary II | 2,209 | B | 2,685 | 1.00 | 1.00 |
| 1452 | Executive Secretary II | 2,647 | B | 3,217 | 1.00 | 1.00 |
| 1824 | Principal Administrative Analyst | 3,836 | B | 4,662 | 1.00 | 1.00 |
| 1825 | Principial Administrative Analyst II | 4,197 | B | 5,101 | 4.00 | 4.00 |
| 1842 | Management Assistant | 2,614 | B | 3,178 | 1.00 | 1.00 |
| 5320 | Illustrator And Art Designer | 2,700 | B | 3,282 | 1.00 | 1.00 |
| 5408 | Coordinator Of Citizen Involvement | 3,643 | B | 4,428 | 7.00 | 7.00 |
| 9382 | Government And Public Affairs Manager | 3,978 | B | 4,835 | 1.00 | 1.00 |
| TEMPM | Temporary - Miscellaneous | 0.00 | B | 0.00 | 3.66 | 3.56 |
| SubFund Total: | | | | | 38.66 | 38.56 |
| Program Total: | | | | | 85.66 | 86.33 |
| Program: | BCW | HUMAN RESOURCES | | | | |
| Subfund: | 5W PUC OPF | PUC OPERATING FUND | | | | |
| 0923 | Manager II | 3,931 | B | 5,018 | 1.00 | 1.00 |
| 0931 | Manager III | 4,238 | B | 5,408 | 1.00 | 1.00 |
| 0932 | Manager IV | 4,551 | B | 5,809 | 3.00 | 3.00 |
| 0941 | Manager VI | 5,269 | B | 6,725 | 1.00 | 1.00 |
| 1203 | Personnel Technician | 2,371 | B | 2,882 | 1.00 | 1.00 |
| 1204 | Senior Personnel Clerk | 2,264 | B | 2,752 | 2.00 | 2.00 |
| 1222 | Senior Payroll And Personnel Clerk | 2,466 | B | 2,997 | 5.00 | 5.00 |
| 1226 | Chief Payroll And Personnel Clerk | 2,868 | B | 3,486 | 1.00 | 1.00 |
| 1231 | EEO Programs Senior Specialist | 3,668 | B | 4,458 | 1.00 | 1.00 |
| 1232 | Training Officer | 2,989 | B | 3,633 | 4.00 | 4.00 |
| 1241 | Personnel Analyst | 2,449 | B | 3,604 | 7.00 | 7.00 |

Annual Salary Ordinance 2016-2017 and 2017-2018

Budgeted Position Counts (FTE) by Department and Job Code

| Job Code | Title | Low | Type | High | 2016-2017 FTE | 2017-2018 FTE |
|--|--|-------|------|-------|------------------|------------------|
| PUC PUBLIC UTILITIES COMMISSION | | | | | | |
| Program: | BDA ADMINISTRATION | | | | | |
| Subfund: | 5C AAA AAA CWP-OPERATING-NON-PROJ-CONTROLLED FD | | | | | |
| 1823 | Senior Administrative Analyst | 3,313 | B | 4,028 | 1.00 | 1.00 |
| 1824 | Principal Administrative Analyst | 3,836 | B | 4,662 | 1.00 | 1.00 |
| 5602 | Utility Specialist | 3,391 | B | 5,012 | 1.00 | 1.00 |
| 7372 | Stationary Engineer, Sewage Plant | 3,699 | B | 3,699 | 2.00 | 2.00 |
| 7373 | Senior Stationary Engineer, Sewage Plant | 4,187 | B | 4,187 | 1.00 | 1.00 |
| TEMPM | Temporary - Miscellaneous | 0.00 | B | 0.00 | 0.14 | 0.13 |
| SubFund Total: | | | | | 25.14 | 25.13 |
| Subfund: | 5T AAA AAA HETCHY OPERATING-NON-PROJ-CONTROLLED FD | | | | | |
| 0923 | Manager II | 3,931 | B | 5,018 | 2.00 | 2.00 |
| 0931 | Manager III | 4,238 | B | 5,408 | 2.00 | 2.00 |
| 0933 | Manager V | 4,905 | B | 6,260 | 1.00 | 1.00 |
| 1446 | Secretary II | 2,209 | B | 2,685 | 1.00 | 1.00 |
| 1630 | Account Clerk | 1,886 | B | 2,292 | 1.00 | 1.00 |
| 1823 | Senior Administrative Analyst | 3,313 | B | 4,028 | 1.00 | 1.00 |
| 1824 | Principal Administrative Analyst | 3,836 | B | 4,662 | 1.00 | 1.00 |
| 1842 | Management Assistant | 2,614 | B | 3,178 | 2.00 | 2.00 |
| 5203 | Assistant Engineer | 3,263 | B | 3,966 | 1.00 | 1.00 |
| 5207 | Associate Engineer | 3,799 | B | 4,617 | 2.00 | 2.00 |
| 5241 | Engineer | 4,397 | B | 5,345 | 4.00 | 4.00 |
| 5278 | Planner II | 2,902 | B | 3,527 | 0.77 | 1.00 |
| 5601 | Utility Analyst | 2,245 | B | 3,486 | 0.77 | 1.00 |
| 5602 | Utility Specialist | 3,391 | B | 5,012 | 2.00 | 2.00 |
| 7120 | Buildings And Grounds Maintenance Superi | 4,885 | B | 4,885 | 1.00 | 1.00 |
| TEMPM | Temporary - Miscellaneous | 0.00 | B | 0.00 | 0.20 | 0.19 |
| SubFund Total: | | | | | 22.74 | 23.19 |
| Subfund: | 5W AAA AAA SFWD-OPERATING-NON-PROJ-CONTROLLED FD | | | | | |
| 0923 | Manager II | 3,931 | B | 5,018 | 1.00 | 1.00 |
| 0931 | Manager III | 4,238 | B | 5,408 | 1.00 | 1.00 |
| 0941 | Manager VI | 5,269 | B | 6,725 | 2.00 | 2.00 |
| 0942 | Manager VII | 5,636 | B | 7,193 | 2.00 | 2.00 |
| 0954 | Deputy Director IV | 5,991 | B | 7,647 | 1.00 | 1.00 |
| 0955 | Deputy Director V | 6,387 | B | 8,152 | 1.00 | 1.00 |

Annual Salary Ordinance 2016-2017 and 2017-2018

Budgeted Position Counts (FTE) by Department and Job Code

| Job Code | Title | Low | Type | High | 2016-2017 FTE | 2017-2018 FTE |
|--|--|-------|------|----------------|------------------|------------------|
| PUC PUBLIC UTILITIES COMMISSION | | | | | | |
| Program: | BDA ADMINISTRATION | | | | | |
| Subfund: | 5W AAA AAA SFWD-OPERATING-NON-PROJ-CONTROLLED FD | | | | | |
| 1052 | IS Business Analyst | 3,041 | B | 3,825 | 1.00 | 1.00 |
| 1222 | Senior Payroll And Personnel Clerk | 2,466 | B | 2,997 | 2.00 | 2.00 |
| 1426 | Senior Clerk Typist | 2,004 | B | 2,435 | 3.00 | 3.00 |
| 1446 | Secretary II | 2,209 | B | 2,685 | 1.00 | 1.00 |
| 1450 | Executive Secretary I | 2,407 | B | 2,926 | 3.00 | 3.00 |
| 1452 | Executive Secretary II | 2,647 | B | 3,217 | 3.00 | 3.00 |
| 1630 | Account Clerk | 1,886 | B | 2,292 | 1.00 | 1.00 |
| 1632 | Senior Account Clerk | 2,183 | B | 2,654 | 2.00 | 2.00 |
| 1752 | Senior Microphoto/Imaging Technician | 2,048 | B | 2,490 | 1.00 | 1.00 |
| 1820 | Junior Administrative Analyst | 2,161 | B | 2,627 | 2.00 | 2.00 |
| 1822 | Administrative Analyst | 2,841 | B | 3,453 | 2.00 | 2.00 |
| 1824 | Principal Administrative Analyst | 3,836 | B | 4,662 | 2.00 | 2.00 |
| 1825 | Prinicpal Administrative Analyst II | 4,197 | B | 5,101 | 1.00 | 1.00 |
| 1842 | Management Assistant | 2,614 | B | 3,178 | 1.00 | 1.00 |
| 1844 | Senior Management Assistant | 2,997 | B | 3,643 | 1.00 | 1.00 |
| 1929 | Parts Storekeeper | 2,161 | B | 2,627 | 1.00 | 1.00 |
| 1930 | Warehouse Worker | 1,932 | B | 2,348 | 1.00 | 1.00 |
| 1934 | Storekeeper | 1,923 | B | 2,337 | 4.00 | 4.00 |
| 1936 | Senior Storekeeper | 2,048 | B | 2,490 | 1.00 | 1.00 |
| 1944 | Materials Coordinator | 3,836 | B | 4,662 | 1.00 | 1.00 |
| 1950 | Assistant Purchaser | 2,230 | B | 2,711 | 2.00 | 2.00 |
| 5148 | Water Operations Analyst | 5,102 | B | 5,102 | 1.00 | 1.00 |
| 5207 | Associate Engineer | 3,799 | B | 4,617 | 1.00 | 1.00 |
| 5241 | Engineer | 4,397 | B | 5,345 | 5.00 | 5.00 |
| 5602 | Utility Specialist | 3,391 | B | 5,012 | 1.00 | 1.00 |
| 5620 | Regulatory Specialist | 3,446 | B | 4,188 | 1.00 | 1.00 |
| 6318 | Construction Inspector | 3,295 | B | 4,006 | 1.00 | 1.00 |
| 9382 | Government And Public Affairs Manager | 3,978 | B | 4,835 | 1.00 | 1.00 |
| TEMPM | Temporary - Miscellaneous | 0.00 | B | 0.00 | 0.96 | 0.93 |
| | | | | SubFund Total: | 55.96 | 55.93 |
| | | | | Program Total: | 103.84 | 104.25 |
| Program: | BDC WASTEWATER TREATMENT | | | | | |

Annual Salary Ordinance 2016-2017 and 2017-2018

Budgeted Position Counts (FTE) by Department and Job Code

| Job Code | Title | Low | Type | High | 2016-2017 FTE | 2017-2018 FTE |
|--|---|-------|------|-------|---------------|---------------|
| PUC PUBLIC UTILITIES COMMISSION | | | | | | |
| Program: | BDC WASTEWATER TREATMENT | | | | | |
| Subfund: | 5C AAA AAA CWP-OPERATING-NON-PROJ-CONTROLLED FD | | | | | |
| 0941 | Manager VI | 5,269 | B | 6,725 | 1.00 | 1.00 |
| 1042 | IS Engineer-Journey | 3,768 | B | 4,740 | 5.00 | 5.00 |
| 1043 | IS Engineer-Senior | 4,177 | B | 5,252 | 1.00 | 1.00 |
| 1052 | IS Business Analyst | 3,041 | B | 3,825 | 1.00 | 1.00 |
| 1093 | IT Operations Support Administrator III | 2,847 | B | 3,460 | 1.00 | 1.00 |
| 1424 | Clerk Typist | 1,827 | B | 2,221 | 3.00 | 3.00 |
| 1426 | Senior Clerk Typist | 2,004 | B | 2,435 | 1.00 | 1.00 |
| 1446 | Secretary II | 2,209 | B | 2,685 | 2.00 | 2.00 |
| 1450 | Executive Secretary I | 2,407 | B | 2,926 | 1.00 | 1.00 |
| 1632 | Senior Account Clerk | 2,183 | B | 2,654 | 1.00 | 1.00 |
| 1920 | Inventory Clerk | 1,752 | B | 2,130 | 1.00 | 1.00 |
| 1934 | Storekeeper | 1,923 | B | 2,337 | 2.00 | 2.00 |
| 1938 | Stores And Equipment Assistant Superviso | 2,490 | B | 3,027 | 1.00 | 1.00 |
| 1944 | Materials Coordinator | 3,836 | B | 4,662 | 1.00 | 1.00 |
| 1950 | Assistant Purchaser | 2,230 | B | 2,711 | 3.00 | 3.00 |
| 2481 | Water Quality Technician I/II | 2,319 | B | 3,263 | 7.50 | 7.50 |
| 2482 | Water Quality Technician III | 2,890 | B | 3,513 | 2.00 | 2.00 |
| 2486 | Chemist I/II | 2,752 | B | 3,873 | 13.00 | 13.00 |
| 2487 | Chemist III | 3,873 | B | 4,708 | 3.00 | 3.00 |
| 2488 | Supervising Chemist | 3,873 | B | 4,708 | 4.00 | 4.00 |
| 2489 | Laboratory Services Manager | 4,527 | B | 5,503 | 1.00 | 1.00 |
| 3417 | Gardener | 2,145 | B | 2,607 | 5.00 | 5.00 |
| 3422 | Park Section Supervisor | 2,607 | B | 3,169 | 1.00 | 1.00 |
| 5130 | Sewage Treatment Plant Superintendent | 4,458 | B | 5,419 | 8.00 | 8.00 |
| 5174 | Administrative Engineer | 4,725 | B | 5,742 | 1.00 | 1.00 |
| 5207 | Associate Engineer | 3,799 | B | 4,617 | 23.00 | 23.00 |
| 5211 | Engineer/Architect/Landscape Architect S | 5,090 | B | 6,187 | 6.50 | 6.50 |
| 5212 | Engineer/Architect Principal | 5,905 | B | 7,178 | 1.00 | 1.00 |
| 5241 | Engineer | 4,397 | B | 5,345 | 8.00 | 8.00 |
| 5299 | Planner IV-Environmental Review | 4,082 | B | 4,961 | 1.00 | 1.00 |
| 5304 | Materials Testing Aide | 2,252 | B | 2,737 | 1.00 | 1.00 |

Annual Salary Ordinance 2016-2017 and 2017-2018

Budgeted Position Counts (FTE) by Department and Job Code

| Job Code | Title | Low | Type | High | 2016-2017 FTE | 2017-2018 FTE |
|--|--|---|------|-------|------------------|------------------|
| PUC PUBLIC UTILITIES COMMISSION | | | | | | |
| Program: | BDE | WASTEWATER COLLECTION | | | | |
| Subfund: | 5C AAA AAA | CWP-OPERATING-NON-PROJ-CONTROLLED FD | | | | |
| 0932 | Manager IV | 4,551 | B | 5,809 | 2.00 | 2.00 |
| 1052 | IS Business Analyst | 3,041 | B | 3,825 | 1.00 | 1.00 |
| 1070 | IS Project Director | 4,493 | B | 5,651 | 1.00 | 1.00 |
| 1094 | IT Operations Support Administrator IV | 3,460 | B | 4,206 | 1.00 | 1.00 |
| 1446 | Secretary II | 2,209 | B | 2,685 | 1.00 | 1.00 |
| 1450 | Executive Secretary I | 2,407 | B | 2,926 | 1.00 | 1.00 |
| 1632 | Senior Account Clerk | 2,183 | B | 2,654 | 1.00 | 1.00 |
| 1704 | Communications Dispatcher I | 1,941 | B | 2,360 | 1.00 | 1.00 |
| 1822 | Administrative Analyst | 2,841 | B | 3,453 | 1.00 | 1.00 |
| 1824 | Principal Administrative Analyst | 3,836 | B | 4,662 | 1.00 | 1.00 |
| 2481 | Water Quality Technician I/II | 2,319 | B | 3,263 | 7.00 | 7.00 |
| 2482 | Water Quality Technician III | 2,890 | B | 3,513 | 4.00 | 4.00 |
| 2488 | Supervising Chemist | 3,873 | B | 4,708 | 1.00 | 1.00 |
| 5148 | Water Operations Analyst | 5,102 | B | 5,102 | 2.00 | 2.00 |
| 5207 | Associate Engineer | 3,799 | B | 4,617 | 2.00 | 2.00 |
| 5212 | Engineer/Architect Principal | 5,905 | B | 7,178 | 1.00 | 1.00 |
| 5408 | Coordinator Of Citizen Involvement | 3,643 | B | 4,428 | 1.00 | 1.00 |
| 5620 | Regulatory Specialist | 3,446 | B | 4,188 | 2.00 | 2.00 |
| 6115 | Wastewater Control Inspector | 3,126 | B | 3,799 | 8.00 | 8.00 |
| 6116 | Supervising Wastewater Control Inspector | 3,777 | B | 4,591 | 4.00 | 4.00 |
| 7132 | Telecommunication Supervisor | 4,128 | B | 5,018 | 1.00 | 1.00 |
| 7246 | Sewer Repair Supervisor | 3,446 | B | 4,188 | 4.00 | 4.00 |
| 7262 | Maintenance Planner | 4,428 | B | 4,428 | 1.00 | 1.00 |
| 7355 | Truck Driver | 2,539 | B | 3,234 | 15.00 | 15.00 |
| 7449 | Sewer Service Worker | 3,087 | B | 3,752 | 30.00 | 30.00 |
| TEMPM | Temporary - Miscellaneous | 0.00 | B | 0.00 | 0.32 | 0.31 |
| SubFund Total: | | | | | 94.32 | 94.31 |
| Program Total: | | | | | 94.32 | 94.31 |
| Program: | BDG | POWER PURCHASING/ SCHEDULING | | | | |
| Subfund: | 5T AAA AAA | HETCHY OPERATING-NON-PROJ-CONTROLLED FD | | | | |
| 0923 | Manager II | 3,931 | B | 5,018 | 1.00 | 1.00 |
| 0931 | Manager III | 4,238 | B | 5,408 | 4.00 | 4.00 |

Annual Salary Ordinance 2016-2017 and 2017-2018

Budgeted Position Counts (FTE) by Department and Job Code

| Job Code | Title | Low | Type | High | 2016-2017 FTE | 2017-2018 FTE |
|--|---------------------------------------|---|------|-------|------------------|------------------|
| PUC PUBLIC UTILITIES COMMISSION | | | | | | |
| Program: | BDG | POWER PURCHASING/ SCHEDULING | | | | |
| Subfund: | 5T AAA AAA | HETCHY OPERATING-NON-PROJ-CONTROLLED FD | | | | |
| 0933 | Manager V | 4,905 | B | 6,260 | 1.00 | 1.00 |
| 1044 | IS Engineer-Principal | 4,493 | B | 5,651 | 1.00 | 1.00 |
| 1824 | Principal Administrative Analyst | 3,836 | B | 4,662 | 1.00 | 1.00 |
| 1840 | Junior Management Assistant | 2,303 | B | 2,800 | 1.00 | 1.00 |
| 5601 | Utility Analyst | 2,245 | B | 3,486 | 7.00 | 7.00 |
| 5602 | Utility Specialist | 3,391 | B | 5,012 | 15.77 | 16.00 |
| 5620 | Regulatory Specialist | 3,446 | B | 4,188 | 1.00 | 1.00 |
| SubFund Total: | | | | | 32.77 | 33.00 |
| Program Total: | | | | | 32.77 | 33.00 |
| Program: | BDI | POWER INFRASTRUCTURE DEVELOPMENT | | | | |
| Subfund: | 5T AAA AAA | HETCHY OPERATING-NON-PROJ-CONTROLLED FD | | | | |
| 0931 | Manager III | 4,238 | B | 5,408 | 2.00 | 2.00 |
| 0933 | Manager V | 4,905 | B | 6,260 | 1.00 | 1.00 |
| 0955 | Deputy Director V | 6,387 | B | 8,152 | 1.00 | 1.00 |
| 1446 | Secretary II | 2,209 | B | 2,685 | 2.00 | 2.00 |
| 1452 | Executive Secretary II | 2,647 | B | 3,217 | 1.00 | 1.00 |
| 1932 | Assistant Storekeeper | 1,752 | B | 2,130 | 1.00 | 1.00 |
| 1934 | Storekeeper | 1,923 | B | 2,337 | 1.00 | 1.00 |
| 1944 | Materials Coordinator | 3,836 | B | 4,662 | 1.00 | 1.00 |
| 5174 | Administrative Engineer | 4,725 | B | 5,742 | 1.00 | 1.00 |
| 5207 | Associate Engineer | 3,799 | B | 4,617 | 1.00 | 1.00 |
| 5241 | Engineer | 4,397 | B | 5,345 | 1.00 | 1.00 |
| 5362 | Engineering Assistant | 2,435 | B | 2,960 | 2.00 | 2.00 |
| 5366 | Engineering Associate II | 3,126 | B | 3,799 | 2.00 | 2.00 |
| 5601 | Utility Analyst | 2,245 | B | 3,486 | 2.00 | 2.00 |
| 5602 | Utility Specialist | 3,391 | B | 5,012 | 12.00 | 12.00 |
| 7219 | Maintenance Scheduler | 2,466 | B | 2,997 | 1.00 | 1.00 |
| 7229 | Transmission Line Supervisor I | 3,910 | B | 4,753 | 1.00 | 1.00 |
| 7238 | Electrician Supervisor I | 3,574 | B | 4,343 | 1.00 | 1.00 |
| 7262 | Maintenance Planner | 4,428 | B | 4,428 | 1.00 | 1.00 |
| 7318 | Electronic Maintenance Technician | 3,503 | B | 4,258 | 1.00 | 1.00 |
| 7329 | Electronic Maint Technician Asst Sprv | 3,788 | B | 4,604 | 1.00 | 1.00 |
| 7338 | Electrical Line Worker | 3,840 | B | 3,840 | 4.00 | 4.00 |

Annual Salary Ordinance 2016-2017 and 2017-2018

Budgeted Position Counts (FTE) by Department and Job Code

| Job Code | Title | Low | Type | High | 2016-2017 FTE | 2017-2018 FTE |
|--|---------------------------------------|---|------|-------|------------------|------------------|
| PUC PUBLIC UTILITIES COMMISSION | | | | | | |
| Program: | BDI | POWER INFRASTRUCTURE DEVELOPMENT | | | | |
| Subfund: | 5T AAA AAA | HETCHY OPERATING-NON-PROJ-CONTROLLED FD | | | | |
| 7345 | Electrician | 3,162 | B | 3,844 | 2.00 | 2.00 |
| 7350 | Transmission Distribution Line Worker | 4,238 | B | 4,238 | 5.00 | 5.00 |
| 7432 | Electrical Line Helper | 2,602 | B | 3,162 | 4.00 | 4.00 |
| 7514 | General Laborer | 2,074 | B | 2,521 | 2.00 | 2.00 |
| TEMPM | Temporary - Miscellaneous | 0.00 | B | 0.00 | 1.75 | 1.71 |
| SubFund Total: | | | | | 55.75 | 55.71 |
| Program Total: | | | | | 55.75 | 55.71 |
| Program: | BDJ | WATER SOURCE OF SUPPLY | | | | |
| Subfund: | 5W AAA AAA | SFWD-OPERATING-NON-PROJ-CONTROLLED FD | | | | |
| 0922 | Manager I | 3,661 | B | 4,672 | 6.00 | 6.00 |
| 0931 | Manager III | 4,238 | B | 5,408 | 3.00 | 3.00 |
| 0932 | Manager IV | 4,551 | B | 5,809 | 1.00 | 1.00 |
| 0933 | Manager V | 4,905 | B | 6,260 | 2.00 | 2.00 |
| 0942 | Manager VII | 5,636 | B | 7,193 | 1.00 | 1.00 |
| 1052 | IS Business Analyst | 3,041 | B | 3,825 | 1.00 | 1.00 |
| 1054 | IS Business Analyst-Principal | 4,076 | B | 5,126 | 1.00 | 1.00 |
| 1426 | Senior Clerk Typist | 2,004 | B | 2,435 | 1.00 | 1.00 |
| 1478 | Senior Water Services Clerk | 2,269 | B | 2,758 | 1.00 | 1.00 |
| 1480 | Principal Water Services Clerk | 2,490 | B | 3,027 | 1.00 | 1.00 |
| 1822 | Administrative Analyst | 2,841 | B | 3,453 | 1.00 | 1.00 |
| 1839 | Water Conservation Administrator | 3,788 | B | 4,604 | 4.00 | 4.00 |
| 1842 | Management Assistant | 2,614 | B | 3,178 | 2.00 | 2.00 |
| 2483 | Biologist I/II | 2,752 | B | 3,873 | 20.00 | 20.00 |
| 2484 | Biologist III | 3,873 | B | 4,708 | 6.00 | 6.00 |
| 2485 | Supervising Biologist | 3,873 | B | 4,708 | 4.00 | 4.00 |
| 3374 | Volunteer/Outreach Coordinator | 2,496 | B | 3,035 | 0.00 | 0.77 |
| 3424 | Integrated Pest Mgmt Specialst | 2,607 | B | 3,169 | 2.00 | 2.00 |
| 3430 | Chief Nursery Specialist | 2,874 | B | 3,493 | 0.77 | 1.00 |
| 3434 | Arborist Technician | 2,365 | B | 3,241 | 2.00 | 2.00 |
| 3436 | Arborist Technician Supervisor I | 2,977 | B | 3,618 | 1.00 | 1.00 |
| 3486 | Watershed Forester | 3,353 | B | 4,075 | 2.00 | 2.00 |
| 5148 | Water Operations Analyst | 5,102 | B | 5,102 | 4.00 | 4.00 |
| 5207 | Associate Engineer | 3,799 | B | 4,617 | 1.00 | 1.00 |

Annual Salary Ordinance 2016-2017 and 2017-2018

Budgeted Position Counts (FTE) by Department and Job Code

| Job Code | Title | Low | Type | High | 2016-2017 FTE | 2017-2018 FTE |
|--|--|---------------------------------------|------|-------|------------------|------------------|
| PUC PUBLIC UTILITIES COMMISSION | | | | | | |
| Program: | BDJ | WATER SOURCE OF SUPPLY | | | | |
| Subfund: | 5W AAA AAA | SFWD-OPERATING-NON-PROJ-CONTROLLED FD | | | | |
| 5241 | Engineer | 4,397 | B | 5,345 | 1.00 | 1.00 |
| 5278 | Planner II | 2,902 | B | 3,527 | 3.00 | 3.00 |
| 5291 | Planner III | 3,446 | B | 4,188 | 1.00 | 1.00 |
| 5293 | Planner IV | 4,082 | B | 4,961 | 3.00 | 3.00 |
| 5298 | Planner III-Environmental Review | 3,446 | B | 4,188 | 1.00 | 1.00 |
| 5382 | Student Design Trainee III, Arch, Engr, | 2,331 | B | 2,331 | 0.50 | 0.50 |
| 5601 | Utility Analyst | 2,245 | B | 3,486 | 3.00 | 3.00 |
| 5602 | Utility Specialist | 3,391 | B | 5,012 | 5.00 | 5.00 |
| 5620 | Regulatory Specialist | 3,446 | B | 4,188 | 2.00 | 2.00 |
| 7270 | Watershed Keeper Supervisor | 2,551 | B | 3,101 | 2.00 | 2.00 |
| 7316 | Water Service Inspector | 3,304 | B | 4,017 | 5.00 | 5.00 |
| 7317 | Senior Water Service Inspector | 3,826 | B | 4,650 | 1.00 | 1.00 |
| 7470 | Watershed Keeper | 2,281 | B | 2,772 | 18.00 | 18.00 |
| TEMPM | Temporary - Miscellaneous | 0.00 | B | 0.00 | 3.93 | 3.83 |
| SubFund Total: | | | | | 117.20 | 118.10 |
| Program Total: | | | | | 117.20 | 118.10 |
| Program: | BDK | WATER TRANSMISSION/ DISTRIBUTION | | | | |
| Subfund: | 5W AAA AAA | SFWD-OPERATING-NON-PROJ-CONTROLLED FD | | | | |
| 0922 | Manager I | 3,661 | B | 4,672 | 1.00 | 1.00 |
| 0923 | Manager II | 3,931 | B | 5,018 | 1.00 | 1.00 |
| 0933 | Manager V | 4,905 | B | 6,260 | 1.00 | 1.00 |
| 1424 | Clerk Typist | 1,827 | B | 2,221 | 1.00 | 1.00 |
| 1426 | Senior Clerk Typist | 2,004 | B | 2,435 | 2.00 | 2.00 |
| 1466 | Meter Reader | 2,110 | B | 2,564 | 1.00 | 1.00 |
| 1478 | Senior Water Services Clerk | 2,269 | B | 2,758 | 1.00 | 1.00 |
| 1705 | Communications Dispatcher II | 2,151 | B | 2,614 | 9.00 | 9.00 |
| 1931 | Senior Parts Storekeeper | 2,348 | B | 2,855 | 0.00 | 0.77 |
| 1950 | Assistant Purchaser | 2,230 | B | 2,711 | 1.00 | 1.00 |
| 2708 | Custodian | 1,835 | B | 2,230 | 6.00 | 6.00 |
| 3417 | Gardener | 2,145 | B | 2,607 | 12.00 | 12.00 |
| 3422 | Park Section Supervisor | 2,607 | B | 3,169 | 2.00 | 2.00 |
| 3424 | Integrated Pest Mgmt Specialist | 2,607 | B | 3,169 | 1.00 | 1.00 |

Annual Salary Ordinance 2016-2017 and 2017-2018

Budgeted Position Counts (FTE) by Department and Job Code

| Job Code | Title | Low | Type | High | 2016-2017 FTE | 2017-2018 FTE |
|--|--|-------|------|-------|------------------|------------------|
| PUC PUBLIC UTILITIES COMMISSION | | | | | | |
| Program: | BDK WATER TRANSMISSION/ DISTRIBUTION | | | | | |
| Subfund: | 5W AAA AAA SFWD-OPERATING-NON-PROJ-CONTROLLED FD | | | | | |
| 5203 | Assistant Engineer | 3,263 | B | 3,966 | 3.54 | 4.00 |
| 5207 | Associate Engineer | 3,799 | B | 4,617 | 5.00 | 5.00 |
| 5211 | Engineer/Architect/Landscape Architect S | 5,090 | B | 6,187 | 2.00 | 2.00 |
| 5212 | Engineer/Architect Principal | 5,905 | B | 7,178 | 1.00 | 1.00 |
| 5241 | Engineer | 4,397 | B | 5,345 | 2.00 | 2.00 |
| 5362 | Engineering Assistant | 2,435 | B | 2,960 | 1.00 | 1.00 |
| 5364 | Engineering Associate I | 2,700 | B | 3,282 | 6.00 | 6.00 |
| 5366 | Engineering Associate II | 3,126 | B | 3,799 | 1.00 | 1.00 |
| 6318 | Construction Inspector | 3,295 | B | 4,006 | 2.00 | 3.54 |
| 7120 | Buildings And Grounds Maintenance Superi | 4,885 | B | 4,885 | 2.00 | 2.00 |
| 7134 | Water Construction And Maintenance Super | 4,176 | B | 5,076 | 2.00 | 2.00 |
| 7208 | Heavy Equipment Operations Supervisor | 3,557 | B | 4,323 | 1.00 | 1.00 |
| 7215 | General Laborer Supervisor I | 2,297 | B | 2,793 | 8.00 | 8.00 |
| 7226 | Carpenter Supervisor I | 3,470 | B | 4,218 | 2.00 | 2.00 |
| 7238 | Electrician Supervisor I | 3,574 | B | 4,343 | 2.00 | 2.00 |
| 7240 | Water Meter Shop Supervisor I | 2,745 | B | 3,337 | 1.00 | 1.00 |
| 7245 | Chief Stationary Engineer, Water Treatme | 4,691 | B | 4,691 | 1.00 | 1.00 |
| 7250 | Utility Plumber Supervisor I | 3,679 | B | 4,471 | 30.00 | 30.77 |
| 7254 | Automotive Machinist Supervisor I | 4,255 | B | 4,255 | 2.00 | 2.00 |
| 7258 | Maintenance Machinist Supervisor I | 4,255 | B | 4,255 | 1.00 | 1.00 |
| 7259 | Water And Power Maintenance Supervisor I | 2,827 | B | 3,436 | 1.00 | 1.00 |
| 7262 | Maintenance Planner | 4,428 | B | 4,428 | 6.00 | 6.00 |
| 7276 | Electrician Supervisor II | 3,978 | B | 4,835 | 2.00 | 2.00 |
| 7281 | Street Environmental Services Operations | 3,155 | B | 3,836 | 1.00 | 1.00 |
| 7284 | Utility Plumber Supervisor II | 4,056 | B | 4,929 | 6.00 | 6.00 |
| 7287 | Supervising Electronic Maintenance Techn | 4,056 | B | 4,929 | 1.00 | 1.00 |
| 7306 | Automotive Body And Fender Worker | 3,234 | B | 3,234 | 1.00 | 1.00 |
| 7309 | Car And Auto Painter | 3,234 | B | 3,234 | 1.00 | 1.00 |

Annual Salary Ordinance 2016-2017 and 2017-2018

Budgeted Position Counts (FTE) by Department and Job Code

| Job Code | Title | Low | Type | High | 2016-2017 FTE | 2017-2018 FTE |
|--|--|---------------------------------------|------|-------|------------------|------------------|
| PUC PUBLIC UTILITIES COMMISSION | | | | | | |
| Program: | BDK | WATER TRANSMISSION/ DISTRIBUTION | | | | |
| Subfund: | 5W AAA AAA | SFWD-OPERATING-NON-PROJ-CONTROLLED FD | | | | |
| 7313 | Automotive Machinist | 3,271 | B | 3,271 | 10.00 | 10.00 |
| 7315 | Automotive Machinist Assistant Superviso | 3,859 | B | 3,859 | 1.00 | 1.00 |
| 7317 | Senior Water Service Inspector | 3,826 | B | 4,650 | 3.00 | 3.00 |
| 7318 | Electronic Maintenance Technician | 3,503 | B | 4,258 | 10.00 | 10.00 |
| 7328 | Operating Engineer, Universal | 3,064 | B | 3,724 | 16.00 | 17.54 |
| 7329 | Electronic Maint Technician Asst Sprv | 3,788 | B | 4,604 | 3.00 | 3.00 |
| 7332 | Maintenance Machinist | 2,745 | B | 3,337 | 13.00 | 13.00 |
| 7334 | Stationary Engineer | 3,355 | B | 3,355 | 1.00 | 1.00 |
| 7335 | Senior Stationary Engineer | 3,802 | B | 3,802 | 1.00 | 1.00 |
| 7337 | Maintenance Machinist Assistant Supervis | 3,147 | B | 3,826 | 1.00 | 1.00 |
| 7341 | Stationary Engineer, Water Treatment Pla | 3,699 | B | 3,699 | 11.00 | 11.00 |
| 7343 | Senior Stationary Engineer, Water Treatm | 4,187 | B | 4,187 | 3.00 | 3.00 |
| 7344 | Carpenter | 2,813 | B | 3,418 | 11.00 | 11.00 |
| 7345 | Electrician | 3,162 | B | 3,844 | 12.00 | 12.00 |
| 7346 | Painter | 2,589 | B | 3,147 | 5.77 | 6.00 |
| 7347 | Plumber | 3,273 | B | 3,978 | 3.00 | 3.00 |
| 7353 | Water Meter Repairer | 2,490 | B | 3,027 | 6.00 | 6.00 |
| 7355 | Truck Driver | 2,539 | B | 3,234 | 19.00 | 19.00 |
| 7360 | Pipe Welder | 3,273 | B | 3,978 | 5.00 | 5.00 |
| 7362 | Communications Systems Technician | 3,661 | B | 4,449 | 1.00 | 1.00 |
| 7388 | Utility Plumber | 3,273 | B | 3,978 | 87.54 | 90.31 |
| 7410 | Automotive Service Worker | 2,135 | B | 2,596 | 4.00 | 4.00 |
| 7463 | Utility Plumber Apprentice | 1,989 | B | 3,779 | 3.54 | 5.54 |
| 7514 | General Laborer | 2,074 | B | 2,521 | 56.00 | 57.54 |
| TEMPM | Temporary - Miscellaneous | 0.00 | B | 0.00 | 2.48 | 2.41 |
| SubFund Total: | | | | | 422.87 | 434.42 |
| Program Total: | | | | | 422.87 | 434.42 |
| Program: | BDM | WATER TREATMENT | | | | |
| Subfund: | 5W AAA AAA | SFWD-OPERATING-NON-PROJ-CONTROLLED FD | | | | |
| 0933 | Manager V | 4,905 | B | 6,260 | 2.00 | 2.00 |

Annual Salary Ordinance 2016-2017 and 2017-2018

Budgeted Position Counts (FTE) by Department and Job Code

| Job Code | Title | Low | Type | High | 2016-2017 FTE | 2017-2018 FTE |
|--|--|-------|------|-------|------------------|------------------|
| PUC PUBLIC UTILITIES COMMISSION | | | | | | |
| Program: | BDM WATER TREATMENT | | | | | |
| Subfund: | 5W AAA AAA SFWD-OPERATING-NON-PROJ-CONTROLLED FD | | | | | |
| 0942 | Manager VII | 5,636 | B | 7,193 | 1.00 | 1.00 |
| 1043 | IS Engineer-Senior | 4,177 | B | 5,252 | 1.00 | 1.00 |
| 1053 | IS Business Analyst-Senior | 3,520 | B | 4,428 | 1.00 | 1.00 |
| 1054 | IS Business Analyst-Principal | 4,076 | B | 5,126 | 1.00 | 1.00 |
| 1061 | IS Program Analyst-Assistant | 2,431 | B | 3,053 | 1.00 | 1.00 |
| 1406 | Senior Clerk | 1,823 | B | 2,215 | 1.00 | 1.00 |
| 1426 | Senior Clerk Typist | 2,004 | B | 2,435 | 1.00 | 1.00 |
| 1446 | Secretary II | 2,209 | B | 2,685 | 3.00 | 3.00 |
| 1452 | Executive Secretary II | 2,647 | B | 3,217 | 1.00 | 1.00 |
| 1478 | Senior Water Services Clerk | 2,269 | B | 2,758 | 1.00 | 1.00 |
| 1632 | Senior Account Clerk | 2,183 | B | 2,654 | 2.00 | 2.00 |
| 1820 | Junior Administrative Analyst | 2,161 | B | 2,627 | 1.00 | 1.00 |
| 1822 | Administrative Analyst | 2,841 | B | 3,453 | 1.00 | 1.00 |
| 1824 | Principal Administrative Analyst | 3,836 | B | 4,662 | 1.00 | 1.00 |
| 1844 | Senior Management Assistant | 2,997 | B | 3,643 | 1.00 | 1.00 |
| 2481 | Water Quality Technician I/II | 2,319 | B | 3,263 | 16.00 | 16.00 |
| 2482 | Water Quality Technician III | 2,890 | B | 3,513 | 3.50 | 4.00 |
| 2483 | Biologist I/II | 2,752 | B | 3,873 | 6.00 | 6.00 |
| 2484 | Biologist III | 3,873 | B | 4,708 | 1.00 | 1.00 |
| 2485 | Supervising Biologist | 3,873 | B | 4,708 | 2.00 | 2.00 |
| 2486 | Chemist I/II | 2,752 | B | 3,873 | 6.00 | 6.00 |
| 2487 | Chemist III | 3,873 | B | 4,708 | 3.00 | 3.00 |
| 2488 | Supervising Chemist | 3,873 | B | 4,708 | 4.00 | 4.00 |
| 2489 | Laboratory Services Manager | 4,527 | B | 5,503 | 1.00 | 1.00 |
| 5148 | Water Operations Analyst | 5,102 | B | 5,102 | 3.00 | 3.00 |
| 5149 | Superintendent Of Water Treatment Facili | 5,653 | B | 5,653 | 2.00 | 2.00 |
| 5201 | Junior Engineer | 2,890 | B | 3,513 | 1.00 | 1.00 |
| 5203 | Assistant Engineer | 3,263 | B | 3,966 | 7.00 | 7.00 |
| 5207 | Associate Engineer | 3,799 | B | 4,617 | 6.00 | 6.00 |
| 5211 | Engineer/Architect/Landscape Architect S | 5,090 | B | 6,187 | 9.00 | 9.00 |
| 5212 | Engineer/Architect Principal | 5,905 | B | 7,178 | 2.00 | 2.00 |
| 5216 | Chief Surveyor | 4,106 | B | 4,991 | 1.00 | 1.00 |

Annual Salary Ordinance 2016-2017 and 2017-2018

Budgeted Position Counts (FTE) by Department and Job Code

| Job Code | Title | Low | Type | High | 2016-2017 FTE | 2017-2018 FTE |
|--|---|---|------|-------|------------------|------------------|
| PUC PUBLIC UTILITIES COMMISSION | | | | | | |
| Program: | BDM | WATER TREATMENT | | | | |
| Subfund: | 5W AAA AAA | SFWD-OPERATING-NON-PROJ-CONTROLLED FD | | | | |
| 5241 | Engineer | 4,397 | B | 5,345 | 8.77 | 9.00 |
| 5310 | Survey Assistant I | 2,449 | B | 2,977 | 4.00 | 4.00 |
| 5312 | Survey Assistant II | 2,752 | B | 3,346 | 3.00 | 3.00 |
| 5314 | Survey Associate | 3,169 | B | 3,851 | 3.00 | 3.00 |
| 5364 | Engineering Associate I | 2,700 | B | 3,282 | 3.00 | 3.00 |
| 5366 | Engineering Associate II | 3,126 | B | 3,799 | 2.00 | 2.00 |
| 5382 | Student Design Trainee III, Arch, Engr, | 2,331 | B | 2,331 | 1.00 | 1.00 |
| 6318 | Construction Inspector | 3,295 | B | 4,006 | 1.00 | 1.00 |
| 6319 | Senior Construction Inspector | 3,633 | B | 4,416 | 1.00 | 1.00 |
| 7204 | Chief Water Service Inspector | 4,218 | B | 5,126 | 1.00 | 1.00 |
| 7245 | Chief Stationary Engineer, Water Treatme | 4,691 | B | 4,691 | 5.00 | 5.00 |
| 7316 | Water Service Inspector | 3,304 | B | 4,017 | 3.77 | 4.00 |
| 7317 | Senior Water Service Inspector | 3,826 | B | 4,650 | 2.00 | 2.00 |
| 7339 | Apprentice Stationary Engineer Wtr Treat | 2,405 | B | 3,515 | 3.00 | 3.00 |
| 7341 | Stationary Engineer, Water Treatment Pla | 3,699 | B | 3,699 | 33.00 | 33.00 |
| 7343 | Senior Stationary Engineer, Water Treatm | 4,187 | B | 4,187 | 15.00 | 15.00 |
| TEMPM | Temporary - Miscellaneous | 0.00 | B | 0.00 | 1.66 | 1.63 |
| SubFund Total: | | | | | 184.70 | 185.63 |
| Program Total: | | | | | 184.70 | 185.63 |
| Program: | BDO | HETCHY WATER OPERATIONS | | | | |
| Subfund: | 5T AAA AAA | HETCHY OPERATING-NON-PROJ-CONTROLLED FD | | | | |
| 0922 | Manager I | 3,661 | B | 4,672 | 2.00 | 2.00 |
| 0923 | Manager II | 3,931 | B | 5,018 | 2.00 | 2.77 |
| 0931 | Manager III | 4,238 | B | 5,408 | 1.00 | 1.00 |
| 0932 | Manager IV | 4,551 | B | 5,809 | 1.00 | 1.00 |
| 0933 | Manager V | 4,905 | B | 6,260 | 1.00 | 1.00 |
| 0942 | Manager VII | 5,636 | B | 7,193 | 1.00 | 1.00 |
| 1024 | IS Administrator-Supervisor | 3,724 | B | 4,527 | 1.00 | 1.00 |
| 1041 | IS Engineer-Assistant | 3,403 | B | 4,279 | 1.00 | 1.00 |
| 1042 | IS Engineer-Journey | 3,768 | B | 4,740 | 3.00 | 3.00 |

Annual Salary Ordinance 2016-2017 and 2017-2018

Budgeted Position Counts (FTE) by Department and Job Code

| Job Code | Title | Low | Type | High | 2016-2017 FTE | 2017-2018 FTE |
|--|--|-------|------|-------|------------------|------------------|
| PUC PUBLIC UTILITIES COMMISSION | | | | | | |
| Program: | BDO HETCHY WATER OPERATIONS | | | | | |
| Subfund: | 5T AAA AAA HETCHY OPERATING-NON-PROJ-CONTROLLED FD | | | | | |
| 1043 | IS Engineer-Senior | 4,177 | B | 5,252 | 2.00 | 2.00 |
| 1062 | IS Programmer Analyst | 2,626 | B | 3,303 | 1.00 | 1.00 |
| 1092 | IT Operations Support Administrator II | 2,342 | B | 2,847 | 1.00 | 1.00 |
| 1093 | IT Operations Support Administrator III | 2,847 | B | 3,460 | 1.00 | 1.00 |
| 1222 | Senior Payroll And Personnel Clerk | 2,466 | B | 2,997 | 1.00 | 1.00 |
| 1232 | Training Officer | 2,989 | B | 3,633 | 1.00 | 1.00 |
| 1426 | Senior Clerk Typist | 2,004 | B | 2,435 | 5.00 | 4.00 |
| 1452 | Executive Secretary II | 2,647 | B | 3,217 | 1.00 | 1.00 |
| 1632 | Senior Account Clerk | 2,183 | B | 2,654 | 2.00 | 2.00 |
| 1822 | Administrative Analyst | 2,841 | B | 3,453 | 2.00 | 3.00 |
| 1823 | Senior Administrative Analyst | 3,313 | B | 4,028 | 1.00 | 1.00 |
| 1824 | Principal Administrative Analyst | 3,836 | B | 4,662 | 1.00 | 1.00 |
| 1840 | Junior Management Assistant | 2,303 | B | 2,800 | 0.00 | 1.00 |
| 1842 | Management Assistant | 2,614 | B | 3,178 | 2.00 | 2.00 |
| 1929 | Parts Storekeeper | 2,161 | B | 2,627 | 1.00 | 1.00 |
| 1931 | Senior Parts Storekeeper | 2,348 | B | 2,855 | 1.00 | 0.00 |
| 1934 | Storekeeper | 1,923 | B | 2,337 | 1.00 | 1.00 |
| 1942 | Assistant Materials Coordinator | 3,234 | B | 3,931 | 0.00 | 1.00 |
| 1950 | Assistant Purchaser | 2,230 | B | 2,711 | 1.00 | 1.00 |
| 2706 | Housekeeper/Food Service Cleaner | 1,615 | B | 1,960 | 5.00 | 5.00 |
| 2708 | Custodian | 1,835 | B | 2,230 | 1.00 | 1.00 |
| 3417 | Gardener | 2,145 | B | 2,607 | 2.00 | 2.00 |
| 3422 | Park Section Supervisor | 2,607 | B | 3,169 | 1.00 | 0.00 |
| 3426 | Forester | 3,194 | B | 3,881 | 0.00 | 1.00 |
| 3434 | Arborist Technician | 2,365 | B | 3,241 | 2.00 | 1.00 |
| 5148 | Water Operations Analyst | 5,102 | B | 5,102 | 1.00 | 2.00 |
| 5203 | Assistant Engineer | 3,263 | B | 3,966 | 1.00 | 1.00 |
| 5207 | Associate Engineer | 3,799 | B | 4,617 | 4.00 | 4.00 |
| 5211 | Engineer/Architect/Landscape Architect S | 5,090 | B | 6,187 | 4.00 | 5.00 |
| 5212 | Engineer/Architect Principal | 5,905 | B | 7,178 | 1.00 | 1.00 |
| 5216 | Chief Surveyor | 4,106 | B | 4,991 | 1.00 | 1.00 |
| 5241 | Engineer | 4,397 | B | 5,345 | 9.00 | 9.00 |

Annual Salary Ordinance 2016-2017 and 2017-2018

Budgeted Position Counts (FTE) by Department and Job Code

| Job Code | Title | Low | Type | High | 2016-2017 FTE | 2017-2018 FTE |
|--|--|-------|------|-------|------------------|------------------|
| PUC PUBLIC UTILITIES COMMISSION | | | | | | |
| Program: | BDO HETCHY WATER OPERATIONS | | | | | |
| Subfund: | 5T AAA AAA HETCHY OPERATING-NON-PROJ-CONTROLLED FD | | | | | |
| 5305 | Materials Testing Technician | 2,412 | B | 2,933 | 1.00 | 1.00 |
| 5310 | Survey Assistant I | 2,449 | B | 2,977 | 1.00 | 0.00 |
| 5312 | Survey Assistant II | 2,752 | B | 3,346 | 0.00 | 1.00 |
| 5314 | Survey Associate | 3,169 | B | 3,851 | 2.00 | 2.00 |
| 5362 | Engineering Assistant | 2,435 | B | 2,960 | 1.00 | 1.00 |
| 5366 | Engineering Associate II | 3,126 | B | 3,799 | 1.00 | 1.00 |
| 5601 | Utility Analyst | 2,245 | B | 3,486 | 0.00 | 1.00 |
| 5602 | Utility Specialist | 3,391 | B | 5,012 | 4.00 | 5.00 |
| 5620 | Regulatory Specialist | 3,446 | B | 4,188 | 1.00 | 1.00 |
| 6318 | Construction Inspector | 3,295 | B | 4,006 | 1.00 | 1.00 |
| 7215 | General Laborer Supervisor I | 2,297 | B | 2,793 | 4.00 | 3.00 |
| 7219 | Maintenance Scheduler | 2,466 | B | 2,997 | 2.00 | 2.00 |
| 7226 | Carpenter Supervisor I | 3,470 | B | 4,218 | 1.00 | 1.00 |
| 7229 | Transmission Line Supervisor I | 3,910 | B | 4,753 | 2.00 | 2.00 |
| 7232 | Hetch Hetchy Mechanical Shop Supervisor | 3,649 | B | 3,649 | 1.00 | 1.00 |
| 7238 | Electrician Supervisor I | 3,574 | B | 4,343 | 1.00 | 1.00 |
| 7242 | Painter Supervisor I | 2,940 | B | 3,769 | 1.00 | 1.00 |
| 7250 | Utility Plumber Supervisor I | 3,679 | B | 4,471 | 1.00 | 1.00 |
| 7254 | Automotive Machinist Supervisor I | 4,255 | B | 4,255 | 1.00 | 1.00 |
| 7259 | Water And Power Maintenance Supervisor I | 2,827 | B | 3,436 | 3.00 | 3.00 |
| 7262 | Maintenance Planner | 4,428 | B | 4,428 | 4.00 | 4.00 |
| 7263 | Maintenance Manager | 3,881 | B | 4,717 | 0.00 | 1.00 |
| 7270 | Watershed Keeper Supervisor | 2,551 | B | 3,101 | 1.00 | 1.00 |
| 7284 | Utility Plumber Supervisor II | 4,056 | B | 4,929 | 1.00 | 1.00 |
| 7285 | Transmission Line Worker Supervisor II | 4,352 | B | 5,291 | 1.00 | 1.00 |
| 7287 | Supervising Electronic Maintenance Techn | 4,056 | B | 4,929 | 1.00 | 1.00 |
| 7318 | Electronic Maintenance Technician | 3,503 | B | 4,258 | 9.00 | 8.00 |
| 7325 | General Utility Mechanic | 3,448 | B | 3,448 | 12.00 | 11.00 |
| 7328 | Operating Engineer, Universal | 3,064 | B | 3,724 | 4.00 | 4.00 |
| 7329 | Electronic Maint Technician Asst Sprv | 3,788 | B | 4,604 | 1.00 | 1.00 |
| 7341 | Stationary Engineer, Water Treatment | 3,699 | B | 3,699 | 3.00 | 3.00 |

Annual Salary Ordinance 2016-2017 and 2017-2018

Budgeted Position Counts (FTE) by Department and Job Code

| Job Code | Title | Low | Type | High | 2016-2017 FTE | 2017-2018 FTE | |
|------------|--|---|------------|--------------------------|-----------------------|------------------|---------------|
| PUC | PUBLIC UTILITIES COMMISSION | | | | | | |
| Program: | BDO | HETCHY WATER OPERATIONS | | | | | |
| Subfund: | 5T AAA AAA | HETCHY OPERATING-NON-PROJ-CONTROLLED FD | | | | | |
| | Pla | | | | | | |
| 7344 | Carpenter | 2,813 | B | 3,418 | 4.00 | 4.00 | |
| 7345 | Electrician | 3,162 | B | 3,844 | 7.00 | 7.00 | |
| 7346 | Painter | 2,589 | B | 3,147 | 3.00 | 3.00 | |
| 7350 | Transmission Distribution Line Worker | 4,238 | B | 4,238 | 6.00 | 6.00 | |
| 7355 | Truck Driver | 2,539 | B | 3,234 | 5.00 | 5.00 | |
| 7372 | Stationary Engineer, Sewage Plant | 3,699 | B | 3,699 | 3.00 | 2.00 | |
| 7373 | Senior Stationary Engineer, Sewage Plant | 4,187 | B | 4,187 | 1.00 | 1.00 | |
| 7388 | Utility Plumber | 3,273 | B | 3,978 | 2.00 | 2.00 | |
| 7432 | Electrical Line Helper | 2,602 | B | 3,162 | 2.00 | 2.00 | |
| 7470 | Watershed Keeper | 2,281 | B | 2,772 | 7.00 | 7.00 | |
| 7482 | Power Generation Technician II | 3,403 | B | 4,137 | 13.00 | 13.00 | |
| 7484 | Senior Power Generation Technician | 3,633 | B | 4,416 | 9.00 | 9.00 | |
| 7488 | Power Generation Supervisor | 4,286 | B | 5,209 | 4.00 | 4.00 | |
| 7514 | General Laborer | 2,074 | B | 2,521 | 21.00 | 20.00 | |
| TEMPM | Temporary - Miscellaneous | 0.00 | B | 0.00 | 8.60 | 8.40 | |
| | | | | | SubFund Total: | 231.60 | 232.17 |
| | | | | | Program Total: | 231.60 | 232.17 |
| | | | PUC | Department Total: | 2,473.28 | 2,490.17 | |

Annual Salary Ordinance 2016-2017 and 2017-2018

Budgeted Position Counts (FTE) by Department and Job Code

| Job Code | Title | Low | Type | High | 2016-2017 FTE | 2017-2018 FTE |
|---|---------------------------|---|------|-------|------------------|------------------|
| REC RECREATION AND PARK COMMISSION | | | | | | |
| Program: | CAQ | CHILDREN'S SVCS - NON - CHILDREN'S FUND | | | | |
| Subfund: | 1G AGF WOF | GENERAL FUND WORK ORDER FUND | | | | |
| 3286 | Recreation Coordinator | 2,048 | B | 2,490 | 5.00 | 5.00 |
| TEMPM | Temporary - Miscellaneous | 0.00 | B | 0.00 | 7.86 | 7.68 |
| SubFund Total: | | | | | 12.86 | 12.68 |
| Program Total: | | | | | 12.86 | 12.68 |
| Program: | EAA | GOLDEN GATE PARK | | | | |
| Subfund: | 1G AGF AAA | GF-NON-PROJECT-CONTROLLED | | | | |
| 0922 | Manager I | 3,661 | B | 4,672 | 1.00 | 1.00 |
| 0923 | Manager II | 3,931 | B | 5,018 | 1.00 | 1.00 |
| 1446 | Secretary II | 2,209 | B | 2,685 | 1.00 | 1.00 |
| 2708 | Custodian | 1,835 | B | 2,230 | 10.50 | 10.50 |
| 2718 | Custodial Supervisor | 2,226 | B | 2,706 | 1.00 | 1.00 |
| 3302 | Admission Attendant | 1,562 | B | 1,895 | 5.75 | 5.75 |
| 3417 | Gardener | 2,145 | B | 2,607 | 68.00 | 68.00 |
| 3422 | Park Section Supervisor | 2,607 | B | 3,169 | 8.00 | 8.00 |
| 3428 | Nursery Specialist | 2,483 | B | 3,018 | 7.00 | 7.00 |
| 3430 | Chief Nursery Specialist | 2,874 | B | 3,493 | 2.00 | 2.00 |
| SubFund Total: | | | | | 105.25 | 105.25 |
| Subfund: | 1G AGF WOF | GENERAL FUND WORK ORDER FUND | | | | |
| 5201 | Junior Engineer | 2,890 | B | 3,513 | 1.00 | 0.46 |
| TEMPM | Temporary - Miscellaneous | 0.00 | B | 0.00 | 0.01 | 0.01 |
| SubFund Total: | | | | | 1.01 | 0.47 |
| Subfund: | 2S OSP NPR | OPEN SPACE & PARK-NON PROJ-CONTROLLED | | | | |
| 2708 | Custodian | 1,835 | B | 2,230 | 1.00 | 1.00 |
| 3417 | Gardener | 2,145 | B | 2,607 | 1.00 | 1.00 |
| SubFund Total: | | | | | 2.00 | 2.00 |
| Subfund: | 7E GIF GIF | ETF-GIFT FUND | | | | |
| TEMPM | Temporary - Miscellaneous | 0.00 | B | 0.00 | 0.58 | 0.57 |
| SubFund Total: | | | | | 0.58 | 0.57 |
| Program Total: | | | | | 108.84 | 108.29 |
| Program: | EAP | PARKS | | | | |
| Subfund: | 1G AGF AAA | GF-NON-PROJECT-CONTROLLED | | | | |
| 0922 | Manager I | 3,661 | B | 4,672 | 7.00 | 7.00 |

Annual Salary Ordinance 2016-2017 and 2017-2018

Budgeted Position Counts (FTE) by Department and Job Code

| Job Code | Title | Low | Type | High | 2016-2017 FTE | 2017-2018 FTE |
|---|--|-------|-----------------------|-------|------------------|------------------|
| REC RECREATION AND PARK COMMISSION | | | | | | |
| Program: | EAP PARKS | | | | | |
| Subfund: | 1G AGF AAA GF-NON-PROJECT-CONTROLLED | | | | | |
| 0951 | Deputy Director I | 3,661 | B | 4,672 | 1.00 | 1.00 |
| 0953 | Deputy Director III | 5,269 | B | 6,725 | 1.00 | 1.00 |
| 1446 | Secretary II | 2,209 | B | 2,685 | 1.00 | 1.00 |
| 1704 | Communications Dispatcher I | 1,941 | B | 2,360 | 5.00 | 5.00 |
| 2708 | Custodian | 1,835 | B | 2,230 | 52.75 | 52.75 |
| 2716 | Custodial Assistant Supervisor | 2,019 | B | 2,454 | 6.00 | 6.00 |
| 2718 | Custodial Supervisor | 2,226 | B | 2,706 | 4.00 | 4.00 |
| 3286 | Recreation Coordinator | 2,048 | B | 2,490 | 1.00 | 1.00 |
| 3410 | Apprentice Gardener | 1,434 | B | 2,086 | 20.00 | 20.00 |
| 3417 | Gardener | 2,145 | B | 2,607 | 77.50 | 77.50 |
| 3419 | Municipal Stadium Groundskeeper | 2,483 | B | 3,018 | 1.00 | 1.00 |
| 3422 | Park Section Supervisor | 2,607 | B | 3,169 | 11.00 | 11.00 |
| 3424 | Integrated Pest Mgmt Specialist | 2,607 | B | 3,169 | 2.54 | 3.00 |
| 3425 | Senior Integrated Pest Management Specia | 2,793 | B | 3,396 | 1.00 | 1.00 |
| 3434 | Arborist Technician | 2,365 | B | 3,241 | 9.00 | 9.00 |
| 3436 | Arborist Technician Supervisor I | 2,977 | B | 3,618 | 3.00 | 3.00 |
| 3438 | Arborist Technician Supervisor II | 3,080 | B | 3,744 | 1.00 | 1.00 |
| 7328 | Operating Engineer, Universal | 3,064 | B | 3,724 | 1.00 | 1.00 |
| 7501 | Environmental Service Worker | 1,265 | B | 2,019 | 2.00 | 2.00 |
| 7514 | General Laborer | 2,074 | B | 2,521 | 4.00 | 4.00 |
| 8208 | Park Patrol Officer | 2,048 | B | 2,490 | 39.00 | 39.00 |
| 8210 | Head Park Patrol Officer | 2,539 | B | 3,087 | 5.00 | 5.00 |
| TEMPM | Temporary - Miscellaneous | 0.00 | B | 0.00 | 8.23 | 7.60 |
| | | | SubFund Total: | | 264.02 | 263.85 |
| Subfund: | 1G AGF AAP GF-ANNUAL PROJECT | | | | | |
| 3320 | Animal Keeper | 2,156 | B | 2,621 | 1.92 | 1.00 |
| | | | SubFund Total: | | 1.92 | 1.00 |
| Subfund: | 1G AGF WOF GENERAL FUND WORK ORDER FUND | | | | | |
| 2708 | Custodian | 1,835 | B | 2,230 | 1.00 | 1.00 |
| 3417 | Gardener | 2,145 | B | 2,607 | 3.00 | 3.00 |
| 3422 | Park Section Supervisor | 2,607 | B | 3,169 | 1.00 | 1.00 |
| 3434 | Arborist Technician | 2,365 | B | 3,241 | 0.46 | 0.00 |

Annual Salary Ordinance 2016-2017 and 2017-2018

Budgeted Position Counts (FTE) by Department and Job Code

| Job Code | Title | Low | Type | High | 2016-2017 FTE | 2017-2018 FTE |
|------------|--|-------|---------------------------------------|-------|------------------|------------------|
| REC | RECREATION AND PARK COMMISSION | | | | | |
| Program: | EAP | | PARKS | | | |
| Subfund: | 1G AGF WOF | | GENERAL FUND WORK ORDER FUND | | | |
| TEMPM | Temporary - Miscellaneous | 0.00 | B | 0.00 | 6.02 | 7.53 |
| | | | | | 11.48 | 12.53 |
| | | | | | | |
| Subfund: | 2S GOL NPR | | GOLF FUND - ANNUAL NONPROJ-CONTROLLED | | | |
| 3417 | Gardener | 2,145 | B | 2,607 | 34.00 | 34.00 |
| 3422 | Park Section Supervisor | 2,607 | B | 3,169 | 3.00 | 3.00 |
| 3424 | Integrated Pest Mgmt Specialst | 2,607 | B | 3,169 | 1.00 | 1.00 |
| 3434 | Arborist Technician | 2,365 | B | 3,241 | 2.01 | 2.01 |
| 3436 | Arborist Technician Supervisor I | 2,977 | B | 3,618 | 1.00 | 1.00 |
| 7203 | Buildings And Grounds Maintenance Superv | 4,174 | B | 4,174 | 1.00 | 1.00 |
| 7328 | Operating Engineer, Universal | 3,064 | B | 3,724 | 1.00 | 1.00 |
| 7347 | Plumber | 3,273 | B | 3,978 | 2.00 | 2.00 |
| 7355 | Truck Driver | 2,539 | B | 3,234 | 5.00 | 5.00 |
| 7514 | General Laborer | 2,074 | B | 2,521 | 1.00 | 1.00 |
| | | | | | 51.01 | 51.01 |
| | | | | | | |
| Subfund: | 2S OSP NPR | | OPEN SPACE & PARK-NON PROJ-CONTROLLED | | | |
| 0922 | Manager I | 3,661 | B | 4,672 | 1.00 | 1.00 |
| 1052 | IS Business Analyst | 3,041 | B | 3,825 | 1.00 | 1.00 |
| 1314 | Public Relations Officer | 3,126 | B | 3,799 | 0.54 | 1.00 |
| 1823 | Senior Administrative Analyst | 3,313 | B | 4,028 | 2.00 | 2.00 |
| 1824 | Principal Administrative Analyst | 3,836 | B | 4,662 | 3.00 | 3.00 |
| 1827 | Administrative Services Manager | 3,346 | B | 4,067 | 3.00 | 3.00 |
| 2708 | Custodian | 1,835 | B | 2,230 | 26.75 | 26.75 |
| 2716 | Custodial Assistant Supervisor | 2,019 | B | 2,454 | 1.00 | 1.00 |
| 2718 | Custodial Supervisor | 2,226 | B | 2,706 | 3.00 | 3.00 |
| 3374 | Volunteer/Outreach Coordinator | 2,496 | B | 3,035 | 8.54 | 9.00 |
| 3410 | Apprentice Gardener | 1,434 | B | 2,086 | 7.00 | 9.15 |
| 3417 | Gardener | 2,145 | B | 2,607 | 70.00 | 70.00 |
| 3422 | Park Section Supervisor | 2,607 | B | 3,169 | 11.00 | 11.00 |
| 3426 | Forester | 3,194 | B | 3,881 | 1.00 | 1.00 |
| 3434 | Arborist Technician | 2,365 | B | 3,241 | 1.54 | 2.00 |
| 5291 | Planner III | 3,446 | B | 4,188 | 2.54 | 3.00 |
| 5298 | Planner III-Environmental Review | 3,446 | B | 4,188 | 1.00 | 1.00 |

Annual Salary Ordinance 2016-2017 and 2017-2018

Budgeted Position Counts (FTE) by Department and Job Code

| Job Code | Title | Low | Type | High | 2016-2017 FTE | 2017-2018 FTE |
|---|--|-------|------|-------|------------------|------------------|
| REC RECREATION AND PARK COMMISSION | | | | | | |
| Program: EAP PARKS | | | | | | |
| Subfund: 2S OSP NPR OPEN SPACE & PARK-NON PROJ-CONTROLLED | | | | | | |
| TEMPM | Temporary - Miscellaneous | 0.00 | B | 0.00 | 0.40 | 0.39 |
| SubFund Total: | | | | | 144.31 | 148.29 |
| Subfund: 7E GIF GIF ETF-GIFT FUND | | | | | | |
| TEMPM | Temporary - Miscellaneous | 0.00 | B | 0.00 | 0.25 | 0.25 |
| SubFund Total: | | | | | 0.25 | 0.25 |
| Program Total: | | | | | 472.99 | 476.93 |
| Program: ECD STRUCTURAL MAINTENANCE | | | | | | |
| Subfund: 1G AGF AAA GF-NON-PROJECT-CONTROLLED | | | | | | |
| 7108 | Heavy Equipment Operations Assistant Sup | 3,387 | B | 4,117 | 1.00 | 1.00 |
| 7208 | Heavy Equipment Operations Supervisor | 3,557 | B | 4,323 | 1.00 | 1.00 |
| 7213 | Plumber Supervisor I | 3,679 | B | 4,471 | 1.00 | 1.00 |
| 7226 | Carpenter Supervisor I | 3,470 | B | 4,218 | 1.00 | 1.00 |
| 7238 | Electrician Supervisor I | 3,574 | B | 4,343 | 1.00 | 1.00 |
| 7242 | Painter Supervisor I | 2,940 | B | 3,769 | 1.00 | 1.00 |
| 7247 | Sheet Metal Worker Supervisor II | 3,998 | B | 4,859 | 1.00 | 1.00 |
| 7311 | Cement Mason | 2,490 | B | 3,027 | 3.00 | 3.00 |
| 7328 | Operating Engineer, Universal | 3,064 | B | 3,724 | 4.00 | 4.00 |
| 7334 | Stationary Engineer | 3,355 | B | 3,355 | 5.00 | 5.00 |
| 7335 | Senior Stationary Engineer | 3,802 | B | 3,802 | 3.00 | 3.00 |
| 7344 | Carpenter | 2,813 | B | 3,418 | 9.00 | 9.00 |
| 7345 | Electrician | 3,162 | B | 3,844 | 5.00 | 5.00 |
| 7346 | Painter | 2,589 | B | 3,147 | 5.00 | 5.00 |
| 7347 | Plumber | 3,273 | B | 3,978 | 8.46 | 8.00 |
| 7348 | Steamfitter | 3,273 | B | 3,978 | 2.00 | 2.00 |
| 7355 | Truck Driver | 2,539 | B | 3,234 | 7.00 | 7.00 |
| 7376 | Sheet Metal Worker | 3,289 | B | 3,998 | 3.00 | 3.00 |
| 7395 | Ornamental Iron Worker | 2,719 | B | 3,304 | 3.00 | 3.00 |
| 7514 | General Laborer | 2,074 | B | 2,521 | 7.00 | 7.00 |
| 9343 | Roofer | 2,627 | B | 3,193 | 1.00 | 1.00 |
| SubFund Total: | | | | | 72.46 | 72.00 |
| Subfund: 1G AGF AAP GF-ANNUAL PROJECT | | | | | | |

Annual Salary Ordinance 2016-2017 and 2017-2018

Budgeted Position Counts (FTE) by Department and Job Code

| Job Code | Title | Low | Type | High | 2016-2017 FTE | 2017-2018 FTE |
|---|-------------------------------|-------|------|-------|------------------|------------------|
| REC RECREATION AND PARK COMMISSION | | | | | | |
| Program: ECD STRUCTURAL MAINTENANCE | | | | | | |
| Subfund: 1G AGF AAP GF-ANNUAL PROJECT | | | | | | |
| 7347 | Plumber | 3,273 | B | 3,978 | 1.00 | 1.00 |
| SubFund Total: | | | | | 1.00 | 1.00 |
| Subfund: 1G OHF REC GF-OVERHEAD-RECREATION & PARKS | | | | | | |
| 0922 | Manager I | 3,661 | B | 4,672 | 1.00 | 1.00 |
| 0931 | Manager III | 4,238 | B | 5,408 | 1.00 | 1.00 |
| 1051 | IS Business Analyst-Assistant | 2,626 | B | 3,303 | 0.54 | 1.00 |
| 1820 | Junior Administrative Analyst | 2,161 | B | 2,627 | 1.00 | 1.00 |
| 1822 | Administrative Analyst | 2,841 | B | 3,453 | 1.00 | 1.00 |
| 5201 | Junior Engineer | 2,890 | B | 3,513 | 0.00 | 0.54 |
| 5502 | Project Manager I | 4,952 | B | 4,952 | 1.54 | 2.00 |
| 7263 | Maintenance Manager | 3,881 | B | 4,717 | 2.00 | 2.00 |
| SubFund Total: | | | | | 8.08 | 9.54 |
| Subfund: 2S OSP NPR OPEN SPACE & PARK-NON PROJ-CONTROLLED | | | | | | |
| 7205 | Chief Stationary Engineer | 4,256 | B | 4,256 | 1.00 | 1.00 |
| 7334 | Stationary Engineer | 3,355 | B | 3,355 | 4.00 | 4.00 |
| 7344 | Carpenter | 2,813 | B | 3,418 | 3.00 | 3.00 |
| 7345 | Electrician | 3,162 | B | 3,844 | 4.00 | 4.00 |
| 7346 | Painter | 2,589 | B | 3,147 | 6.00 | 6.00 |
| 7347 | Plumber | 3,273 | B | 3,978 | 2.54 | 3.00 |
| 7355 | Truck Driver | 2,539 | B | 3,234 | 8.00 | 8.00 |
| 7395 | Ornamental Iron Worker | 2,719 | B | 3,304 | 3.00 | 3.00 |
| 7514 | General Laborer | 2,074 | B | 2,521 | 5.00 | 5.00 |
| 9343 | Roofer | 2,627 | B | 3,193 | 3.00 | 3.00 |
| SubFund Total: | | | | | 39.54 | 40.00 |
| Program Total: | | | | | 121.08 | 122.54 |
| Program: ECS CAPITAL PROJECTS | | | | | | |
| Subfund: 1G AGF WOF GENERAL FUND WORK ORDER FUND | | | | | | |
| 5261 | Architectural Assistant II | 2,847 | B | 3,460 | 3.77 | 4.00 |
| 5266 | Architectural Associate II | 3,799 | B | 4,617 | 1.00 | 1.00 |
| 5274 | Landscape Architect | 4,397 | B | 5,345 | 2.00 | 2.00 |
| 5502 | Project Manager I | 4,952 | B | 4,952 | 9.54 | 10.00 |
| 5504 | Project Manager II | 5,730 | B | 5,730 | 2.00 | 2.00 |
| 5506 | Project Manager III | 6,956 | B | 6,956 | 1.00 | 1.00 |

Annual Salary Ordinance 2016-2017 and 2017-2018

Budgeted Position Counts (FTE) by Department and Job Code

| Job Code | Title | Low | Type | High | 2016-2017 FTE | 2017-2018 FTE |
|---|--|-------|------|-------|------------------|------------------|
| REC RECREATION AND PARK COMMISSION | | | | | | |
| Program: | ECS CAPITAL PROJECTS | | | | | |
| Subfund: | 1G AGF WOF GENERAL FUND WORK ORDER FUND | | | | | |
| TEMPM | Temporary - Miscellaneous | 0.00 | B | 0.00 | 0.10 | 0.10 |
| SubFund Total: | | | | | 19.41 | 20.10 |
| Subfund: | 1G OHF REC GF-OVERHEAD-RECREATION & PARKS | | | | | |
| 0954 | Deputy Director IV | 5,991 | B | 7,647 | 1.00 | 1.00 |
| 1052 | IS Business Analyst | 3,041 | B | 3,825 | 1.00 | 1.00 |
| 1446 | Secretary II | 2,209 | B | 2,685 | 1.00 | 1.00 |
| 1654 | Accountant III | 3,189 | B | 3,873 | 1.00 | 1.00 |
| 1822 | Administrative Analyst | 2,841 | B | 3,453 | 1.00 | 1.00 |
| 1823 | Senior Administrative Analyst | 3,313 | B | 4,028 | 1.00 | 1.00 |
| 1825 | Principial Administrative Analyst II | 4,197 | B | 5,101 | 1.00 | 1.00 |
| 3374 | Volunteer/Outreach Coordinator | 2,496 | B | 3,035 | 1.00 | 1.00 |
| TEMPM | Temporary - Miscellaneous | 0.00 | B | 0.00 | 0.59 | 0.58 |
| SubFund Total: | | | | | 8.59 | 8.58 |
| Program Total: | | | | | 28.00 | 28.68 |
| Program: | ECU RECREATION | | | | | |
| Subfund: | 1G AGF AAA GF-NON-PROJECT-CONTROLLED | | | | | |
| 0922 | Manager I | 3,661 | B | 4,672 | 1.00 | 1.00 |
| 0953 | Deputy Director III | 5,269 | B | 6,725 | 1.00 | 1.00 |
| 1406 | Senior Clerk | 1,823 | B | 2,215 | 3.00 | 3.00 |
| 1820 | Junior Administrative Analyst | 2,161 | B | 2,627 | 1.00 | 1.00 |
| 1823 | Senior Administrative Analyst | 3,313 | B | 4,028 | 2.00 | 2.00 |
| 2708 | Custodian | 1,835 | B | 2,230 | 1.00 | 1.00 |
| 3213 | Aquatics Facility Assistant Supervisor | 1,867 | B | 2,269 | 7.00 | 7.00 |
| 3260 | Crafts Instructor | 1,990 | B | 2,418 | 6.00 | 6.00 |
| 3278 | Recreation Facility Assistant | 1,200 | B | 1,411 | 3.50 | 3.50 |
| 3286 | Recreation Coordinator | 2,048 | B | 2,490 | 10.00 | 10.00 |
| 3289 | Recreation Supervisor | 2,813 | B | 3,418 | 2.00 | 2.00 |
| 3302 | Admission Attendant | 1,562 | B | 1,895 | 1.25 | 1.25 |
| 3417 | Gardener | 2,145 | B | 2,607 | 1.00 | 1.00 |
| 3542 | Curator II | 2,551 | B | 3,101 | 1.00 | 1.00 |
| TEMPM | Temporary - Miscellaneous | 0.00 | B | 0.00 | 14.41 | 14.07 |
| SubFund Total: | | | | | 55.16 | 54.82 |
| Subfund: | 2S OSP NPR OPEN SPACE & PARK-NON PROJ-CONTROLLED | | | | | |

Annual Salary Ordinance 2016-2017 and 2017-2018

Budgeted Position Counts (FTE) by Department and Job Code

| Job Code | Title | Low | Type | High | 2016-2017 FTE | 2017-2018 FTE |
|---|--|-------|------|-------|------------------|------------------|
| REC RECREATION AND PARK COMMISSION | | | | | | |
| Program: ECU RECREATION | | | | | | |
| Subfund: 2S OSP NPR OPEN SPACE & PARK-NON PROJ-CONTROLLED | | | | | | |
| 0922 | Manager I | 3,661 | B | 4,672 | 1.00 | 1.00 |
| 3210 | Swimming Instructor/Pool Lifeguard | 1,778 | B | 2,161 | 6.00 | 6.00 |
| 3213 | Aquatics Facility Assistant Supervisor | 1,867 | B | 2,269 | 8.72 | 8.72 |
| 3278 | Recreation Facility Assistant | 1,200 | B | 1,411 | 2.00 | 2.00 |
| 3283 | Recreation Specialist | 1,990 | B | 2,418 | 9.00 | 9.00 |
| 3286 | Recreation Coordinator | 2,048 | B | 2,490 | 32.13 | 32.13 |
| 3289 | Recreation Supervisor | 2,813 | B | 3,418 | 2.00 | 2.00 |
| 3292 | Assistant Superintendent Recreation | 3,807 | B | 4,627 | 1.00 | 1.00 |
| TEMPM | Temporary - Miscellaneous | 0.00 | B | 0.00 | 2.36 | 2.30 |
| SubFund Total: | | | | | 64.21 | 64.15 |
| Program Total: | | | | | 119.37 | 118.97 |
| Program: ECY MARINA HARBOR | | | | | | |
| Subfund: 2S CRF RPN MARINA YACHT HARBOR-NONPROJECT | | | | | | |
| 0922 | Manager I | 3,661 | B | 4,672 | 1.00 | 1.00 |
| 1820 | Junior Administrative Analyst | 2,161 | B | 2,627 | 1.00 | 1.00 |
| 1823 | Senior Administrative Analyst | 3,313 | B | 4,028 | 1.00 | 1.00 |
| 2708 | Custodian | 1,835 | B | 2,230 | 1.00 | 1.00 |
| 3232 | Marina Assistant Manager | 2,009 | B | 2,442 | 6.00 | 6.00 |
| 3233 | Marina Associate Manager | 2,269 | B | 2,758 | 1.00 | 1.00 |
| 3417 | Gardener | 2,145 | B | 2,607 | 1.00 | 1.00 |
| 8208 | Park Patrol Officer | 2,048 | B | 2,490 | 1.51 | 1.51 |
| TEMPM | Temporary - Miscellaneous | 0.00 | B | 0.00 | 1.92 | 1.88 |
| SubFund Total: | | | | | 15.43 | 15.39 |
| Program Total: | | | | | 15.43 | 15.39 |
| Program: EIA REC & PARK ADMINISTRATION | | | | | | |
| Subfund: 1G OHF REC GF-OVERHEAD-RECREATION & PARKS | | | | | | |
| 0922 | Manager I | 3,661 | B | 4,672 | 2.00 | 2.00 |
| 0932 | Manager IV | 4,551 | B | 5,809 | 2.00 | 2.00 |
| 0951 | Deputy Director I | 3,661 | B | 4,672 | 1.00 | 1.00 |
| 0952 | Deputy Director II | 4,238 | B | 5,408 | 2.00 | 2.00 |
| 0954 | Deputy Director IV | 5,991 | B | 7,647 | 2.00 | 2.00 |
| 0964 | Department Head IV | 6,888 | B | 8,791 | 1.00 | 1.00 |
| 1022 | IS Administrator II | 2,847 | B | 3,460 | 2.00 | 2.00 |

Annual Salary Ordinance 2016-2017 and 2017-2018

Budgeted Position Counts (FTE) by Department and Job Code

| Job Code | Title | Low | Type | High | 2016-2017 FTE | 2017-2018 FTE |
|---|---------------------------------------|--------------------------------|------|-------|------------------|------------------|
| REC RECREATION AND PARK COMMISSION | | | | | | |
| Program: | EIA | REC & PARK ADMINISTRATION | | | | |
| Subfund: | 1G OHF REC | GF-OVERHEAD-RECREATION & PARKS | | | | |
| 1023 | IS Administrator III | 3,460 | B | 4,206 | 1.00 | 1.00 |
| 1053 | IS Business Analyst-Senior | 3,520 | B | 4,428 | 1.00 | 1.00 |
| 1054 | IS Business Analyst-Principal | 4,076 | B | 5,126 | 3.00 | 3.00 |
| 1202 | Personnel Clerk | 1,955 | B | 2,377 | 2.00 | 2.00 |
| 1204 | Senior Personnel Clerk | 2,264 | B | 2,752 | 2.00 | 2.00 |
| 1220 | Payroll Clerk | 2,247 | B | 2,732 | 3.00 | 3.00 |
| 1224 | Principal Payroll And Personnel Clerk | 2,719 | B | 3,304 | 1.00 | 1.00 |
| 1241 | Personnel Analyst | 2,449 | B | 3,604 | 5.08 | 6.00 |
| 1244 | Senior Personnel Analyst | 3,460 | B | 4,206 | 5.08 | 6.00 |
| 1246 | Principal Personnel Analyst | 4,106 | B | 4,991 | 1.00 | 1.00 |
| 1446 | Secretary II | 2,209 | B | 2,685 | 1.00 | 1.00 |
| 1454 | Executive Secretary III | 2,874 | B | 3,493 | 1.00 | 1.00 |
| 1630 | Account Clerk | 1,886 | B | 2,292 | 1.00 | 1.00 |
| 1632 | Senior Account Clerk | 2,183 | B | 2,654 | 4.00 | 4.00 |
| 1654 | Accountant III | 3,189 | B | 3,873 | 1.00 | 1.00 |
| 1820 | Junior Administrative Analyst | 2,161 | B | 2,627 | 1.00 | 1.00 |
| 1822 | Administrative Analyst | 2,841 | B | 3,453 | 5.00 | 5.00 |
| 1823 | Senior Administrative Analyst | 3,313 | B | 4,028 | 8.00 | 8.00 |
| 1824 | Principal Administrative Analyst | 3,836 | B | 4,662 | 4.00 | 4.00 |
| 1825 | Principial Administrative Analyst II | 4,197 | B | 5,101 | 1.00 | 1.00 |
| 1840 | Junior Management Assistant | 2,303 | B | 2,800 | 0.00 | 0.38 |
| 1932 | Assistant Storekeeper | 1,752 | B | 2,130 | 1.00 | 1.00 |
| 1936 | Senior Storekeeper | 2,048 | B | 2,490 | 1.00 | 1.00 |
| 3374 | Volunteer/Outreach Coordinator | 2,496 | B | 3,035 | 1.00 | 1.00 |
| 6130 | Safety Analyst | 3,851 | B | 4,681 | 0.50 | 0.50 |
| 6137 | Assistant Industrial Hygienist | 2,902 | B | 3,527 | 1.00 | 1.00 |
| 6139 | Senior Industrial Hygienist | 4,246 | B | 5,161 | 1.00 | 1.00 |
| TEMPM | Temporary - Miscellaneous | 0.00 | B | 0.00 | 0.53 | 0.52 |
| SubFund Total: | | | | | 69.19 | 71.40 |
| Program Total: | | | | | 69.19 | 71.40 |
| Program: | FAL | CHILDREN'S BASELINE | | | | |
| Subfund: | 1G AGF AAA | GF-NON-PROJECT-CONTROLLED | | | | |
| 0922 | Manager I | 3,661 | B | 4,672 | 3.00 | 3.00 |

Annual Salary Ordinance 2016-2017 and 2017-2018

Budgeted Position Counts (FTE) by Department and Job Code

| Job Code | Title | Low | Type | High | 2016-2017 FTE | 2017-2018 FTE |
|------------|---------------------------------------|---------------------------|------------|-------------------|------------------|------------------|
| REC | RECREATION AND PARK COMMISSION | | | | | |
| Program: | FAL | CHILDREN'S BASELINE | | | | |
| Subfund: | 1G AGF AAA | GF-NON-PROJECT-CONTROLLED | | | | |
| 1823 | Senior Administrative Analyst | 3,313 | B | 4,028 | 1.00 | 1.00 |
| 3210 | Swimming Instructor/Pool Lifeguard | 1,778 | B | 2,161 | 12.00 | 12.00 |
| 3215 | Aquatics Facility Supervisor | 2,442 | B | 2,969 | 8.00 | 8.00 |
| 3260 | Crafts Instructor | 1,990 | B | 2,418 | 2.00 | 2.00 |
| 3278 | Recreation Facility Assistant | 1,200 | B | 1,411 | 8.00 | 8.00 |
| 3283 | Recreation Specialist | 1,990 | B | 2,418 | 6.75 | 6.75 |
| 3286 | Recreation Coordinator | 2,048 | B | 2,490 | 38.60 | 38.60 |
| 3289 | Recreation Supervisor | 2,813 | B | 3,418 | 9.00 | 9.00 |
| 3302 | Admission Attendant | 1,562 | B | 1,895 | 5.00 | 5.00 |
| 3370 | Animal Care Attendant | 1,814 | B | 2,314 | 2.00 | 2.00 |
| 3542 | Curator II | 2,551 | B | 3,101 | 1.00 | 1.00 |
| TEMPM | Temporary - Miscellaneous | 0.00 | B | 0.00 | 50.55 | 48.86 |
| | | | | SubFund Total: | 146.90 | 145.21 |
| | | | | Program Total: | 146.90 | 145.21 |
| | | | REC | Department Total: | 1,094.66 | 1,100.09 |

Annual Salary Ordinance 2016-2017 and 2017-2018

Budgeted Position Counts (FTE) by Department and Job Code

| Job Code | Title | Low | Type | High | 2016-2017 FTE | 2017-2018 FTE |
|------------|--|---------------------------|------------|-------------------|------------------|------------------|
| REG | ELECTIONS | | | | | |
| Program: | FCH | ELECTIONS | | | | |
| Subfund: | 1G AGF AAA | GF-NON-PROJECT-CONTROLLED | | | | |
| 0951 | Deputy Director I | 3,661 | B | 4,672 | 1.00 | 1.00 |
| 0952 | Deputy Director II | 4,238 | B | 5,408 | 1.00 | 1.00 |
| 0962 | Department Head II | 5,636 | B | 7,193 | 1.00 | 1.00 |
| 1052 | IS Business Analyst | 3,041 | B | 3,825 | 1.00 | 1.00 |
| 1062 | IS Programmer Analyst | 2,626 | B | 3,303 | 2.00 | 2.00 |
| 1092 | IT Operations Support Administrator II | 2,342 | B | 2,847 | 1.00 | 1.00 |
| 1095 | IT Operations Support Administrator V | 3,724 | B | 4,527 | 1.00 | 1.00 |
| 1222 | Senior Payroll And Personnel Clerk | 2,466 | B | 2,997 | 1.00 | 1.00 |
| 1403 | Elections Clerk | 1,946 | B | 2,365 | 9.00 | 9.00 |
| 1408 | Principal Clerk | 2,407 | B | 2,926 | 5.00 | 5.00 |
| 1410 | Chief Clerk | 2,758 | B | 3,353 | 3.00 | 3.00 |
| 1840 | Junior Management Assistant | 2,303 | B | 2,800 | 4.00 | 4.00 |
| 1842 | Management Assistant | 2,614 | B | 3,178 | 7.00 | 7.00 |
| 1844 | Senior Management Assistant | 2,997 | B | 3,643 | 1.00 | 1.00 |
| 9772 | Community Development Specialist | 2,693 | B | 3,273 | 1.00 | 1.00 |
| AC35 | Board/Commission Secretary 3 | 3,537 | B | 4,299 | 0.50 | 0.50 |
| TEMPM | Temporary - Miscellaneous | 0.00 | B | 0.00 | 12.39 | 12.10 |
| | | | | | 51.89 | 51.60 |
| | | | | | 51.89 | 51.60 |
| | | | REG | Department Total: | 51.89 | 51.60 |

Annual Salary Ordinance 2016-2017 and 2017-2018

Budgeted Position Counts (FTE) by Department and Job Code

| Job Code | Title | Low | Type | High | 2016-2017 FTE | 2017-2018 FTE |
|------------------------------|--|-----------------------------|------|-------|------------------|------------------|
| RET RETIREMENT SYSTEM | | | | | | |
| Program: | EDC | EMPLOYEE DEFERRED COMP PLAN | | | | |
| Subfund: | 1G AGF ACP | GF-CONTINUING PROJECTS | | | | |
| 0931 | Manager III | 4,238 | B | 5,408 | 1.00 | 1.00 |
| 1209 | Benefits Technician | 2,069 | B | 2,514 | 2.00 | 2.00 |
| 1813 | Senior Benefits Analyst | 2,969 | B | 3,608 | 2.00 | 2.00 |
| TEMPM | Temporary - Miscellaneous | 0.00 | B | 0.00 | 1.06 | 1.03 |
| SubFund Total: | | | | | 6.06 | 6.03 |
| Program Total: | | | | | 6.06 | 6.03 |
| Program: | FDD | RETIREMENT SERVICES | | | | |
| Subfund: | 7P RET ERT | EMPLOYEES RETIREMENT TRUST | | | | |
| 0923 | Manager II | 3,931 | B | 5,018 | 1.00 | 1.00 |
| 0931 | Manager III | 4,238 | B | 5,408 | 1.00 | 1.00 |
| 0933 | Manager V | 4,905 | B | 6,260 | 1.00 | 1.00 |
| 0941 | Manager VI | 5,269 | B | 6,725 | 2.00 | 2.00 |
| 0955 | Deputy Director V | 6,387 | B | 8,152 | 1.00 | 1.00 |
| 1022 | IS Administrator II | 2,847 | B | 3,460 | 1.00 | 1.00 |
| 1024 | IS Administrator-Supervisor | 3,724 | B | 4,527 | 1.00 | 1.00 |
| 1043 | IS Engineer-Senior | 4,177 | B | 5,252 | 1.00 | 1.00 |
| 1053 | IS Business Analyst-Senior | 3,520 | B | 4,428 | 3.00 | 3.00 |
| 1054 | IS Business Analyst-Principal | 4,076 | B | 5,126 | 2.00 | 2.00 |
| 1063 | IS Programmer Analyst-Senior | 3,189 | B | 4,016 | 1.00 | 1.00 |
| 1064 | IS Programmer Analyst-Principal | 3,714 | B | 4,673 | 1.00 | 1.00 |
| 1070 | IS Project Director | 4,493 | B | 5,651 | 1.00 | 1.00 |
| 1209 | Benefits Technician | 2,069 | B | 2,514 | 11.77 | 12.77 |
| 1652 | Accountant II | 2,632 | B | 3,199 | 3.00 | 3.00 |
| 1654 | Accountant III | 3,189 | B | 3,873 | 3.00 | 3.00 |
| 1657 | Accountant IV | 3,689 | B | 4,484 | 2.00 | 2.00 |
| 1750 | Microphoto/Imaging Technician | 1,592 | B | 1,932 | 4.00 | 4.00 |
| 1752 | Senior Microphoto/Imaging Technician | 2,048 | B | 2,490 | 1.00 | 1.00 |
| 1764 | Mail And Reproduction Service Supervisor | 2,607 | B | 3,169 | 1.00 | 1.00 |
| 1812 | Assistant Retirement Analyst | 2,614 | B | 3,178 | 19.77 | 20.00 |
| 1813 | Senior Benefits Analyst | 2,969 | B | 3,608 | 5.00 | 5.00 |
| 1814 | Benefits Supervisor | 3,557 | B | 4,323 | 4.00 | 4.00 |
| 1842 | Management Assistant | 2,614 | B | 3,178 | 1.00 | 1.00 |

Annual Salary Ordinance 2016-2017 and 2017-2018

Budgeted Position Counts (FTE) by Department and Job Code

| Job Code | Title | Low | Type | High | 2016-2017 FTE | 2017-2018 FTE |
|------------------------------|---|----------------------------|------|--------|------------------|------------------|
| RET RETIREMENT SYSTEM | | | | | | |
| Program: FDD | | RETIREMENT SERVICES | | | | |
| Subfund: 7P RET ERT | | EMPLOYEES RETIREMENT TRUST | | | | |
| 1844 | Senior Management Assistant | 2,997 | B | 3,643 | 1.00 | 1.00 |
| TEMPM | Temporary - Miscellaneous | 0.00 | B | 0.00 | 5.19 | 5.07 |
| SubFund Total: | | | | | 78.73 | 79.84 |
| Program Total: | | | | | 78.73 | 79.84 |
| Program: FDF | | INVESTMENT | | | | |
| Subfund: 7P RET ERT | | EMPLOYEES RETIREMENT TRUST | | | | |
| 1114 | Senior Portfolio Manager | 5,518 | B | 6,707 | 7.00 | 7.00 |
| 1115 | Director | 6,707 | B | 8,152 | 2.00 | 2.00 |
| 1116 | Managing Director | 8,152 | B | 9,909 | 3.77 | 4.00 |
| 1119 | Chief Investment Officer | 9,268 | B | 11,828 | 1.00 | 1.00 |
| 1404 | Clerk | 1,756 | B | 2,135 | 0.77 | 1.00 |
| 1842 | Management Assistant | 2,614 | B | 3,178 | 1.00 | 1.00 |
| 4331 | Security Analyst | 3,597 | B | 4,372 | 8.00 | 8.00 |
| TEMPM | Temporary - Miscellaneous | 0.00 | B | 0.00 | 1.22 | 1.19 |
| SubFund Total: | | | | | 24.76 | 25.19 |
| Program Total: | | | | | 24.76 | 25.19 |
| Program: FED | | ADMINISTRATION | | | | |
| Subfund: 7P RET ERT | | EMPLOYEES RETIREMENT TRUST | | | | |
| 0922 | Manager I | 3,661 | B | 4,672 | 1.00 | 1.00 |
| 0931 | Manager III | 4,238 | B | 5,408 | 2.00 | 2.00 |
| 0965 | Department Head V | 8,559 | B | 10,924 | 1.00 | 1.00 |
| 1110 | Exec Asst To The Exec Director, Retireme | 3,661 | B | 4,449 | 1.00 | 1.00 |
| 1241 | Personnel Analyst | 2,449 | B | 3,604 | 1.00 | 1.00 |
| 1244 | Senior Personnel Analyst | 3,460 | B | 4,206 | 1.00 | 1.00 |
| 1404 | Clerk | 1,756 | B | 2,135 | 0.77 | 1.00 |
| SubFund Total: | | | | | 7.77 | 8.00 |
| Program Total: | | | | | 7.77 | 8.00 |
| RET Department Total: | | | | | 117.32 | 119.06 |

Annual Salary Ordinance 2016-2017 and 2017-2018

Budgeted Position Counts (FTE) by Department and Job Code

| Job Code | Title | Low | Type | High | 2016-2017 FTE | 2017-2018 FTE |
|------------|-----------------------------------|-----------------------------|------------|--------------------------|------------------|------------------|
| RNT | RENT ARBITRATION BOARD | | | | | |
| Program: | CCC | RENT BOARD | | | | |
| Subfund: | 2S NDF RAB | RENT ARBITRATION BOARD FUND | | | | |
| 0951 | Deputy Director I | 3,661 | B | 4,672 | 1.00 | 1.00 |
| 0961 | Department Head I | 4,551 | B | 5,809 | 1.00 | 1.00 |
| 1406 | Senior Clerk | 1,823 | B | 2,215 | 0.50 | 1.00 |
| 1424 | Clerk Typist | 1,827 | B | 2,221 | 1.00 | 1.00 |
| 1446 | Secretary II | 2,209 | B | 2,685 | 3.00 | 3.00 |
| 1458 | Legal Secretary I | 2,564 | B | 3,117 | 1.50 | 2.00 |
| 1822 | Administrative Analyst | 2,841 | B | 3,453 | 1.00 | 1.00 |
| 2975 | Citizens Complaint Officer | 2,614 | B | 3,178 | 11.50 | 12.00 |
| 2982 | Rent Board Supervisor | 3,189 | B | 3,873 | 1.00 | 1.00 |
| 8177 | Attorney (Civil/Criminal) | 4,152 | B | 7,273 | 10.77 | 11.77 |
| 8182 | Head Attorney, Civil And Criminal | 6,431 | B | 7,817 | 2.00 | 2.00 |
| TEMPM | Temporary - Miscellaneous | 0.00 | B | 0.00 | 0.39 | 0.39 |
| | | | | SubFund Total: | 34.66 | 37.16 |
| | | | | Program Total: | 34.66 | 37.16 |
| | | | RNT | Department Total: | 34.66 | 37.16 |

Annual Salary Ordinance 2016-2017 and 2017-2018

Budgeted Position Counts (FTE) by Department and Job Code

| Job Code | Title | Low | Type | High | 2016-2017 FTE | 2017-2018 FTE |
|--------------------------------|----------------------------|---------------------------|------|-------|------------------|------------------|
| SCI ACADEMY OF SCIENCES | | | | | | |
| Program: | EEH | ACADEMY OF SCIENCES | | | | |
| Subfund: | 1G AGF AAA | GF-NON-PROJECT-CONTROLLED | | | | |
| 7205 | Chief Stationary Engineer | 4,256 | B | 4,256 | 1.00 | 1.00 |
| 7334 | Stationary Engineer | 3,355 | B | 3,355 | 11.33 | 11.33 |
| 7335 | Senior Stationary Engineer | 3,802 | B | 3,802 | 1.00 | 1.00 |
| SubFund Total: | | | | | 13.33 | 13.33 |
| Program Total: | | | | | 13.33 | 13.33 |
| SCI Department Total: | | | | | 13.33 | 13.33 |

Annual Salary Ordinance 2016-2017 and 2017-2018

Budgeted Position Counts (FTE) by Department and Job Code

| Job Code | Title | Low | Type | High | 2016-2017 FTE | 2017-2018 FTE |
|--------------------|--|-------|------|-----------------------|------------------|------------------|
| SHF SHERIFF | | | | | | |
| Program: | AFC CUSTODY | | | | | |
| Subfund: | 1G AGF AAA GF-NON-PROJECT-CONTROLLED | | | | | |
| 1404 | Clerk | 1,756 | B | 2,135 | 1.00 | 1.00 |
| 1406 | Senior Clerk | 1,823 | B | 2,215 | 1.00 | 1.00 |
| 1934 | Storekeeper | 1,923 | B | 2,337 | 2.00 | 2.00 |
| 1936 | Senior Storekeeper | 2,048 | B | 2,490 | 1.00 | 1.00 |
| 1938 | Stores And Equipment Assistant Superviso | 2,490 | B | 3,027 | 1.00 | 1.00 |
| 3402 | Farmer | 2,145 | B | 2,607 | 0.50 | 0.50 |
| 8106 | Legal Process Clerk | 1,909 | B | 2,319 | 3.00 | 3.00 |
| 8108 | Senior Legal Process Clerk | 2,094 | B | 2,545 | 1.00 | 1.00 |
| 8217 | Comm Pol Svcs Aide Supervisor | 2,551 | B | 3,101 | 1.00 | 1.00 |
| 8249 | Fingerprint Technician I | 2,019 | B | 2,454 | 4.00 | 4.00 |
| 8250 | Fingerprint Technician II | 2,183 | B | 2,654 | 10.00 | 10.00 |
| 8304 | Deputy Sheriff | 3,044 | B | 3,914 | 413.00 | 413.00 |
| 8306 | Senior Deputy Sheriff | 3,369 | B | 4,338 | 30.00 | 30.00 |
| 8308 | Sheriff's Sergeant | 3,680 | B | 4,699 | 27.00 | 27.00 |
| 8310 | Sheriff's Lieutenant | 4,222 | B | 5,386 | 18.00 | 18.00 |
| 8312 | Sheriff's Captain | 4,842 | B | 6,177 | 4.00 | 4.00 |
| 8314 | Chief Deputy Sheriff | 5,339 | B | 6,809 | 1.00 | 1.00 |
| 8420 | Rehabilitation Services Coordinator | 2,953 | B | 3,589 | 0.50 | 1.00 |
| 8504 | Deputy Sheriff (SFERS) | 3,044 | B | 3,914 | 36.00 | 36.00 |
| | | | | SubFund Total: | 555.00 | 555.50 |
| | | | | Program Total: | 555.00 | 555.50 |
| Program: | AFP SHERIFF PROGRAMS | | | | | |
| Subfund: | 1G AGF AAA GF-NON-PROJECT-CONTROLLED | | | | | |
| 0923 | Manager II | 3,931 | B | 5,018 | 1.00 | 1.00 |
| 0952 | Deputy Director II | 4,238 | B | 5,408 | 1.00 | 1.00 |
| 8300 | Sheriff's Cadet | 1,607 | B | 1,951 | 1.33 | 1.33 |
| 8304 | Deputy Sheriff | 3,044 | B | 3,914 | 14.00 | 14.00 |
| 8306 | Senior Deputy Sheriff | 3,369 | B | 4,338 | 3.00 | 3.00 |
| 8308 | Sheriff's Sergeant | 3,680 | B | 4,699 | 3.00 | 3.00 |
| 8310 | Sheriff's Lieutenant | 4,222 | B | 5,386 | 2.00 | 2.00 |
| 8312 | Sheriff's Captain | 4,842 | B | 6,177 | 1.00 | 1.00 |
| 8420 | Rehabilitation Services Coordinator | 2,953 | B | 3,589 | 11.00 | 11.00 |

Annual Salary Ordinance 2016-2017 and 2017-2018

Budgeted Position Counts (FTE) by Department and Job Code

| Job Code | Title | Low | Type | High | 2016-2017 FTE | 2017-2018 FTE |
|--------------------|-------------------------------------|--|------|-------|------------------|------------------|
| SHF SHERIFF | | | | | | |
| Program: | AFP | SHERIFF PROGRAMS | | | | |
| Subfund: | 1G AGF AAA | GF-NON-PROJECT-CONTROLLED | | | | |
| SubFund Total: | | | | | 37.33 | 37.33 |
| Subfund: | 2S PPF SHI | SHERIFF-INMATE PROGRAM FUND | | | | |
| 0922 | Manager I | 3,661 | B | 4,672 | 1.00 | 1.00 |
| 1824 | Principal Administrative Analyst | 3,836 | B | 4,662 | 1.00 | 1.00 |
| 3402 | Farmer | 2,145 | B | 2,607 | 0.50 | 0.50 |
| 8420 | Rehabilitation Services Coordinator | 2,953 | B | 3,589 | 3.00 | 3.00 |
| TEMPM | Temporary - Miscellaneous | 0.00 | B | 0.00 | 0.49 | 0.48 |
| SubFund Total: | | | | | 5.99 | 5.98 |
| Program Total: | | | | | 43.32 | 43.31 |
| Program: | AFS | SHERIFF FIELD SERVICES | | | | |
| Subfund: | 1G AGF AAA | GF-NON-PROJECT-CONTROLLED | | | | |
| 1402 | Junior Clerk | 1,615 | B | 1,960 | 1.00 | 1.00 |
| 1404 | Clerk | 1,756 | B | 2,135 | 1.50 | 1.50 |
| 8108 | Senior Legal Process Clerk | 2,094 | B | 2,545 | 32.00 | 32.00 |
| 8109 | Document Examiner Technician | 2,314 | B | 2,813 | 2.00 | 2.00 |
| 8304 | Deputy Sheriff | 3,044 | B | 3,914 | 29.00 | 29.00 |
| 8306 | Senior Deputy Sheriff | 3,369 | B | 4,338 | 9.00 | 9.00 |
| 8308 | Sheriff's Sergeant | 3,680 | B | 4,699 | 4.75 | 4.75 |
| 8310 | Sheriff's Lieutenant | 4,222 | B | 5,386 | 3.00 | 3.00 |
| 8312 | Sheriff's Captain | 4,842 | B | 6,177 | 0.75 | 0.75 |
| 8314 | Chief Deputy Sheriff | 5,339 | B | 6,809 | 1.00 | 1.00 |
| TEMPM | Temporary - Miscellaneous | 0.00 | B | 0.00 | 0.51 | 0.50 |
| SubFund Total: | | | | | 84.51 | 84.50 |
| Subfund: | 2S PPF DNA | DNA IDENTIFICATION FUND (PROP 69 - 2004) | | | | |
| 8304 | Deputy Sheriff | 3,044 | B | 3,914 | 1.00 | 1.00 |
| SubFund Total: | | | | | 1.00 | 1.00 |
| Program Total: | | | | | 85.51 | 85.50 |
| Program: | AFT | SECURITY SERVICES | | | | |
| Subfund: | 1G AGF AAA | GF-NON-PROJECT-CONTROLLED | | | | |
| 8300 | Sheriff's Cadet | 1,607 | B | 1,951 | 15.67 | 15.67 |
| 8304 | Deputy Sheriff | 3,044 | B | 3,914 | 19.00 | 19.00 |
| 8306 | Senior Deputy Sheriff | 3,369 | B | 4,338 | 2.00 | 2.00 |
| 8308 | Sheriff's Sergeant | 3,680 | B | 4,699 | 1.00 | 1.00 |

Annual Salary Ordinance 2016-2017 and 2017-2018

Budgeted Position Counts (FTE) by Department and Job Code

| Job Code | Title | Low | Type | High | 2016-2017 FTE | 2017-2018 FTE |
|--------------------|-------------------------------|--------------------------------|------|-------|------------------|------------------|
| SHF SHERIFF | | | | | | |
| Program: | AFT | SECURITY SERVICES | | | | |
| Subfund: | 1G AGF AAA | GF-NON-PROJECT-CONTROLLED | | | | |
| SubFund Total: | | | | | 37.67 | 37.67 |
| Subfund: | 1G AGF WOF | GENERAL FUND WORK ORDER FUND | | | | |
| 1705 | Communications Dispatcher II | 2,151 | B | 2,614 | 4.00 | 4.00 |
| 8202 | Security Guard | 1,686 | B | 2,048 | 5.00 | 5.00 |
| 8204 | Institutional Police Officer | 2,388 | B | 2,902 | 11.00 | 11.00 |
| 8205 | Institutional Police Sergeant | 2,696 | B | 4,699 | 2.00 | 2.00 |
| 8300 | Sheriff's Cadet | 1,607 | B | 1,951 | 62.04 | 62.50 |
| 8304 | Deputy Sheriff | 3,044 | B | 3,914 | 44.00 | 44.00 |
| 8306 | Senior Deputy Sheriff | 3,369 | B | 4,338 | 17.00 | 17.00 |
| 8308 | Sheriff's Sergeant | 3,680 | B | 4,699 | 5.00 | 5.00 |
| 8310 | Sheriff's Lieutenant | 4,222 | B | 5,386 | 4.00 | 4.00 |
| 8312 | Sheriff's Captain | 4,842 | B | 6,177 | 1.00 | 1.00 |
| 8504 | Deputy Sheriff (SFERS) | 3,044 | B | 3,914 | 14.23 | 15.00 |
| SubFund Total: | | | | | 169.27 | 170.50 |
| Program Total: | | | | | 206.94 | 208.17 |
| Program: | AKR | SHERIFF RECRUITMENT & TRAINING | | | | |
| Subfund: | 1G AGF AAA | GF-NON-PROJECT-CONTROLLED | | | | |
| 8304 | Deputy Sheriff | 3,044 | B | 3,914 | 9.00 | 9.00 |
| 8306 | Senior Deputy Sheriff | 3,369 | B | 4,338 | 3.00 | 3.00 |
| 8308 | Sheriff's Sergeant | 3,680 | B | 4,699 | 1.00 | 1.00 |
| 8504 | Deputy Sheriff (SFERS) | 3,044 | B | 3,914 | 20.00 | 20.00 |
| SubFund Total: | | | | | 33.00 | 33.00 |
| Program Total: | | | | | 33.00 | 33.00 |
| Program: | AMC | COURT SECURITY AND PROCESS | | | | |
| Subfund: | 1G AGF AAA | GF-NON-PROJECT-CONTROLLED | | | | |
| 8300 | Sheriff's Cadet | 1,607 | B | 1,951 | 18.00 | 18.00 |
| 8304 | Deputy Sheriff | 3,044 | B | 3,914 | 68.00 | 68.00 |
| 8306 | Senior Deputy Sheriff | 3,369 | B | 4,338 | 13.00 | 13.00 |
| 8308 | Sheriff's Sergeant | 3,680 | B | 4,699 | 2.25 | 2.25 |
| 8310 | Sheriff's Lieutenant | 4,222 | B | 5,386 | 1.00 | 1.00 |
| 8312 | Sheriff's Captain | 4,842 | B | 6,177 | 0.25 | 0.25 |
| 8504 | Deputy Sheriff (SFERS) | 3,044 | B | 3,914 | 4.00 | 4.00 |
| SubFund Total: | | | | | 106.50 | 106.50 |

Annual Salary Ordinance 2016-2017 and 2017-2018

Budgeted Position Counts (FTE) by Department and Job Code

| Job Code | Title | Low | Type | High | 2016-2017 FTE | 2017-2018 FTE |
|--------------------|---------------------------------------|----------------------------|------|-------|------------------|------------------|
| SHF SHERIFF | | | | | | |
| Program: | AMC | COURT SECURITY AND PROCESS | | | | |
| | | | | | 106.50 | 106.50 |
| Program Total: | | | | | | |
| Program: | ASB | SHERIFF ADMINISTRATION | | | | |
| Subfund: | 1G AGF AAA | GF-NON-PROJECT-CONTROLLED | | | | |
| 0932 | Manager IV | 4,551 | B | 5,809 | 1.00 | 1.00 |
| 0953 | Deputy Director III | 5,269 | B | 6,725 | 1.00 | 1.00 |
| 1222 | Senior Payroll And Personnel Clerk | 2,466 | B | 2,997 | 2.00 | 2.00 |
| 1224 | Principal Payroll And Personnel Clerk | 2,719 | B | 3,304 | 1.00 | 1.00 |
| 1244 | Senior Personnel Analyst | 3,460 | B | 4,206 | 1.00 | 1.00 |
| 1426 | Senior Clerk Typist | 2,004 | B | 2,435 | 1.00 | 1.00 |
| 1454 | Executive Secretary III | 2,874 | B | 3,493 | 1.00 | 1.00 |
| 1654 | Accountant III | 3,189 | B | 3,873 | 1.00 | 1.00 |
| 1657 | Accountant IV | 3,689 | B | 4,484 | 1.00 | 1.00 |
| 1823 | Senior Administrative Analyst | 3,313 | B | 4,028 | 3.77 | 4.00 |
| 1824 | Principal Administrative Analyst | 3,836 | B | 4,662 | 2.00 | 2.00 |
| 8173 | Legal Assistant | 2,711 | B | 3,295 | 1.00 | 1.00 |
| 8177 | Attorney (Civil/Criminal) | 4,152 | B | 7,273 | 2.00 | 2.00 |
| 8193 | Chief Attorney I (Civil & Criminal) | 7,162 | B | 8,706 | 1.00 | 1.00 |
| 8300 | Sheriff's Cadet | 1,607 | B | 1,951 | 1.50 | 1.50 |
| 8304 | Deputy Sheriff | 3,044 | B | 3,914 | 29.25 | 29.25 |
| 8306 | Senior Deputy Sheriff | 3,369 | B | 4,338 | 13.00 | 13.00 |
| 8308 | Sheriff's Sergeant | 3,680 | B | 4,699 | 6.00 | 6.00 |
| 8310 | Sheriff's Lieutenant | 4,222 | B | 5,386 | 7.00 | 7.00 |
| 8312 | Sheriff's Captain | 4,842 | B | 6,177 | 2.00 | 2.00 |
| 8314 | Chief Deputy Sheriff | 5,339 | B | 6,809 | 1.00 | 1.00 |
| 8315 | Assistant Sheriff | 5,991 | B | 7,647 | 1.00 | 1.00 |
| 8348 | Undersheriff | 5,991 | B | 7,647 | 1.00 | 1.00 |
| 8350 | Sheriff | 8,632 | B | 8,632 | 1.00 | 1.00 |
| 8420 | Rehabilitation Services Coordinator | 2,953 | B | 3,589 | 1.00 | 1.00 |
| SubFund Total: | | | | | 83.52 | 83.75 |
| Program Total: | | | | | 83.52 | 83.75 |
| Program: | ASP | FACILITIES & EQUIPMENT | | | | |
| Subfund: | 1G AGF AAA | GF-NON-PROJECT-CONTROLLED | | | | |
| 0932 | Manager IV | 4,551 | B | 5,809 | 1.00 | 1.00 |
| 1043 | IS Engineer-Senior | 4,177 | B | 5,252 | 1.00 | 1.00 |

Annual Salary Ordinance 2016-2017 and 2017-2018

Budgeted Position Counts (FTE) by Department and Job Code

| Job Code | Title | Low | Type | High | 2016-2017 FTE | 2017-2018 FTE |
|------------------------------|--|--------------------------------------|------|-------|------------------|------------------|
| SHF SHERIFF | | | | | | |
| Program: ASP | | FACILITIES & EQUIPMENT | | | | |
| Subfund: 1G AGF AAA | | GF-NON-PROJECT-CONTROLLED | | | | |
| 1053 | IS Business Analyst-Senior | 3,520 | B | 4,428 | 1.00 | 1.00 |
| 7120 | Buildings And Grounds Maintenance Superi | 4,885 | B | 4,885 | 2.00 | 2.00 |
| 7318 | Electronic Maintenance Technician | 3,503 | B | 4,258 | 1.00 | 1.00 |
| 7334 | Stationary Engineer | 3,355 | B | 3,355 | 10.00 | 10.00 |
| 7335 | Senior Stationary Engineer | 3,802 | B | 3,802 | 2.00 | 2.00 |
| 7347 | Plumber | 3,273 | B | 3,978 | 2.00 | 2.00 |
| 8304 | Deputy Sheriff | 3,044 | B | 3,914 | 8.00 | 8.00 |
| 8306 | Senior Deputy Sheriff | 3,369 | B | 4,338 | 2.00 | 2.00 |
| 8308 | Sheriff's Sergeant | 3,680 | B | 4,699 | 1.00 | 1.00 |
| 8310 | Sheriff's Lieutenant | 4,222 | B | 5,386 | 1.00 | 1.00 |
| SubFund Total: | | | | | 32.00 | 32.00 |
| Subfund: 2S PPF SHA | | SHERIFF-STATE AUTHORIZED SPEC REV FD | | | | |
| 1632 | Senior Account Clerk | 2,183 | B | 2,654 | 1.00 | 1.00 |
| SubFund Total: | | | | | 1.00 | 1.00 |
| Program Total: | | | | | 33.00 | 33.00 |
| SHF Department Total: | | | | | 1,146.79 | 1,148.73 |

Annual Salary Ordinance 2016-2017 and 2017-2018

Budgeted Position Counts (FTE) by Department and Job Code

| Job Code | Title | Low | Type | High | 2016-2017 FTE | 2017-2018 FTE |
|---|---|-------|------|-------|------------------|------------------|
| TIS GENERAL SERVICES AGENCY - TECHNOLOGY | | | | | | |
| Program: | BAK OPERATIONS | | | | | |
| Subfund: | 6I TIF AAP DTIS-OPERATING-ANNUAL PROJECT FUND | | | | | |
| 0932 | Manager IV | 4,551 | B | 5,809 | 2.00 | 2.00 |
| 0933 | Manager V | 4,905 | B | 6,260 | 1.00 | 1.00 |
| 0941 | Manager VI | 5,269 | B | 6,725 | 1.00 | 1.00 |
| 0953 | Deputy Director III | 5,269 | B | 6,725 | 1.00 | 1.00 |
| 0954 | Deputy Director IV | 5,991 | B | 7,647 | 1.00 | 1.00 |
| 1041 | IS Engineer-Assistant | 3,403 | B | 4,279 | 3.54 | 4.00 |
| 1042 | IS Engineer-Journey | 3,768 | B | 4,740 | 11.00 | 11.00 |
| 1043 | IS Engineer-Senior | 4,177 | B | 5,252 | 21.00 | 21.00 |
| 1044 | IS Engineer-Principal | 4,493 | B | 5,651 | 11.00 | 11.00 |
| 1052 | IS Business Analyst | 3,041 | B | 3,825 | 2.00 | 2.00 |
| 1053 | IS Business Analyst-Senior | 3,520 | B | 4,428 | 8.77 | 9.00 |
| 1054 | IS Business Analyst-Principal | 4,076 | B | 5,126 | 1.00 | 1.00 |
| 1064 | IS Programmer Analyst-Principal | 3,714 | B | 4,673 | 2.00 | 2.00 |
| 1070 | IS Project Director | 4,493 | B | 5,651 | 1.00 | 1.00 |
| 1092 | IT Operations Support Administrator II | 2,342 | B | 2,847 | 13.62 | 15.00 |
| 1093 | IT Operations Support Administrator III | 2,847 | B | 3,460 | 11.00 | 11.00 |
| 1094 | IT Operations Support Administrator IV | 3,460 | B | 4,206 | 5.31 | 6.00 |
| 1095 | IT Operations Support Administrator V | 3,724 | B | 4,527 | 3.00 | 3.00 |
| 1452 | Executive Secretary II | 2,647 | B | 3,217 | 1.00 | 1.00 |
| TEMPM | Temporary - Miscellaneous | 0.00 | B | 0.00 | 0.53 | 0.51 |
| | | | | | 101.77 | 104.51 |
| | | | | | 101.77 | 104.51 |
| Program: | BIT TECHNOLOGY | | | | | |
| Subfund: | 2S GSF GNC GRANTS; NON-PROJECT; CONTINUING | | | | | |
| 1053 | IS Business Analyst-Senior | 3,520 | B | 4,428 | 0.00 | 1.00 |
| 1824 | Principal Administrative Analyst | 3,836 | B | 4,662 | 1.00 | 0.00 |
| | | | | | 1.00 | 1.00 |
| Subfund: | 6I TIF AAP DTIS-OPERATING-ANNUAL PROJECT FUND | | | | | |
| 0923 | Manager II | 3,931 | B | 5,018 | 1.00 | 1.00 |
| 0933 | Manager V | 4,905 | B | 6,260 | 1.00 | 1.00 |
| 1043 | IS Engineer-Senior | 4,177 | B | 5,252 | 3.00 | 3.00 |
| 1044 | IS Engineer-Principal | 4,493 | B | 5,651 | 2.00 | 2.00 |

Annual Salary Ordinance 2016-2017 and 2017-2018

Budgeted Position Counts (FTE) by Department and Job Code

| Job Code | Title | Low | Type | High | 2016-2017 FTE | 2017-2018 FTE |
|---|---|-------|------|-------|------------------|------------------|
| TIS GENERAL SERVICES AGENCY - TECHNOLOGY | | | | | | |
| Program: | BIT TECHNOLOGY | | | | | |
| Subfund: | 6I TIF AAP DTIS-OPERATING-ANNUAL PROJECT FUND | | | | | |
| 1052 | IS Business Analyst | 3,041 | B | 3,825 | 1.00 | 1.00 |
| 1053 | IS Business Analyst-Senior | 3,520 | B | 4,428 | 1.00 | 1.00 |
| 1054 | IS Business Analyst-Principal | 4,076 | B | 5,126 | 2.00 | 2.00 |
| 1063 | IS Programmer Analyst-Senior | 3,189 | B | 4,016 | 1.00 | 1.00 |
| 1823 | Senior Administrative Analyst | 3,313 | B | 4,028 | 0.77 | 1.00 |
| TEMPM | Temporary - Miscellaneous | 0.00 | B | 0.00 | 0.25 | 0.24 |
| SubFund Total: | | | | | 13.02 | 13.24 |
| Subfund: | 6I TIF ACP DTIS-CONTINUING PROJECT FUND | | | | | |
| 0923 | Manager II | 3,931 | B | 5,018 | 1.00 | 1.00 |
| 1052 | IS Business Analyst | 3,041 | B | 3,825 | 1.00 | 1.00 |
| 1053 | IS Business Analyst-Senior | 3,520 | B | 4,428 | 1.00 | 1.00 |
| SubFund Total: | | | | | 3.00 | 3.00 |
| Program Total: | | | | | 17.02 | 17.24 |
| Program: | BIU ADMINISTRATION | | | | | |
| Subfund: | 6I TIF AAP DTIS-OPERATING-ANNUAL PROJECT FUND | | | | | |
| 0922 | Manager I | 3,661 | B | 4,672 | 1.00 | 1.00 |
| 0923 | Manager II | 3,931 | B | 5,018 | 1.00 | 1.00 |
| 0931 | Manager III | 4,238 | B | 5,408 | 1.00 | 1.00 |
| 0932 | Manager IV | 4,551 | B | 5,809 | 3.00 | 3.00 |
| 0941 | Manager VI | 5,269 | B | 6,725 | 2.00 | 2.00 |
| 0953 | Deputy Director III | 5,269 | B | 6,725 | 2.00 | 2.00 |
| 0954 | Deputy Director IV | 5,991 | B | 7,647 | 1.00 | 1.00 |
| 0964 | Department Head IV | 6,888 | B | 8,791 | 1.00 | 1.00 |
| 1042 | IS Engineer-Journey | 3,768 | B | 4,740 | 1.00 | 1.00 |
| 1044 | IS Engineer-Principal | 4,493 | B | 5,651 | 2.00 | 2.00 |
| 1052 | IS Business Analyst | 3,041 | B | 3,825 | 1.00 | 1.00 |
| 1070 | IS Project Director | 4,493 | B | 5,651 | 1.00 | 1.00 |
| 1406 | Senior Clerk | 1,823 | B | 2,215 | 1.00 | 1.00 |
| 1452 | Executive Secretary II | 2,647 | B | 3,217 | 2.00 | 2.00 |
| 1454 | Executive Secretary III | 2,874 | B | 3,493 | 1.00 | 1.00 |
| 1632 | Senior Account Clerk | 2,183 | B | 2,654 | 3.00 | 3.00 |
| 1634 | Principal Account Clerk | 2,466 | B | 2,997 | 1.00 | 1.00 |
| 1652 | Accountant II | 2,632 | B | 3,199 | 2.00 | 2.00 |

Annual Salary Ordinance 2016-2017 and 2017-2018

Budgeted Position Counts (FTE) by Department and Job Code

| Job Code | Title | Low | Type | High | 2016-2017 FTE | 2017-2018 FTE |
|---|-----------------------------------|---------------------------------------|------|-------|------------------|------------------|
| TIS GENERAL SERVICES AGENCY - TECHNOLOGY | | | | | | |
| Program: | BIU | ADMINISTRATION | | | | |
| Subfund: | 6I TIF AAP | DTIS-OPERATING-ANNUAL PROJECT FUND | | | | |
| 1654 | Accountant III | 3,189 | B | 3,873 | 2.00 | 2.00 |
| 1823 | Senior Administrative Analyst | 3,313 | B | 4,028 | 3.00 | 3.00 |
| 1824 | Principal Administrative Analyst | 3,836 | B | 4,662 | 3.00 | 3.00 |
| 1844 | Senior Management Assistant | 2,997 | B | 3,643 | 1.00 | 1.00 |
| 1932 | Assistant Storekeeper | 1,752 | B | 2,130 | 1.00 | 1.00 |
| 1936 | Senior Storekeeper | 2,048 | B | 2,490 | 1.00 | 1.00 |
| 5504 | Project Manager II | 5,730 | B | 5,730 | 6.00 | 6.00 |
| 7262 | Maintenance Planner | 4,428 | B | 4,428 | 1.00 | 1.00 |
| TEMPM | Temporary - Miscellaneous | 0.00 | B | 0.00 | 0.41 | 0.40 |
| SubFund Total: | | | | | 45.41 | 45.40 |
| Subfund: | 6I TIF NPR | TELECOMMUNICATION-NON PROJ-CONTROLLED | | | | |
| 1051 | IS Business Analyst-Assistant | 2,626 | B | 3,303 | 1.00 | 1.00 |
| 1052 | IS Business Analyst | 3,041 | B | 3,825 | 1.00 | 1.00 |
| 1054 | IS Business Analyst-Principal | 4,076 | B | 5,126 | 2.00 | 2.00 |
| 1822 | Administrative Analyst | 2,841 | B | 3,453 | 1.00 | 1.00 |
| 1823 | Senior Administrative Analyst | 3,313 | B | 4,028 | 1.00 | 1.00 |
| SubFund Total: | | | | | 6.00 | 6.00 |
| Program Total: | | | | | 51.41 | 51.40 |
| Program: | BK4 | GOVERNANCE AND OUTREACH | | | | |
| Subfund: | 1G AGF AAA | GF-NON-PROJECT-CONTROLLED | | | | |
| 0933 | Manager V | 4,905 | B | 6,260 | 1.00 | 1.00 |
| 1766 | Media Production Technician | 2,084 | B | 2,533 | 4.00 | 4.00 |
| 1767 | Media Programming Specialist | 2,424 | B | 2,946 | 8.00 | 8.00 |
| 1769 | Media Production Supervisor | 3,012 | B | 3,661 | 1.00 | 1.00 |
| 1781 | Media/Security Systems Supervisor | 3,557 | B | 4,323 | 1.00 | 1.00 |
| TEMPM | Temporary - Miscellaneous | 0.00 | B | 0.00 | 0.86 | 0.84 |
| SubFund Total: | | | | | 15.86 | 15.84 |
| Subfund: | 6I TIF AAP | DTIS-OPERATING-ANNUAL PROJECT FUND | | | | |
| 0923 | Manager II | 3,931 | B | 5,018 | 1.00 | 1.00 |
| 0941 | Manager VI | 5,269 | B | 6,725 | 1.00 | 1.00 |
| 0953 | Deputy Director III | 5,269 | B | 6,725 | 1.00 | 1.00 |
| 1042 | IS Engineer-Journey | 3,768 | B | 4,740 | 1.00 | 1.00 |
| 1043 | IS Engineer-Senior | 4,177 | B | 5,252 | 2.00 | 2.00 |

Annual Salary Ordinance 2016-2017 and 2017-2018

Budgeted Position Counts (FTE) by Department and Job Code

| Job Code | Title | Low | Type | High | 2016-2017 FTE | 2017-2018 FTE |
|---|---|------------------------------------|------|-------|------------------|------------------|
| TIS GENERAL SERVICES AGENCY - TECHNOLOGY | | | | | | |
| Program: | BK4 | GOVERNANCE AND OUTREACH | | | | |
| Subfund: | 6I TIF AAP | DTIS-OPERATING-ANNUAL PROJECT FUND | | | | |
| 1044 | IS Engineer-Principal | 4,493 | B | 5,651 | 3.00 | 3.00 |
| 1053 | IS Business Analyst-Senior | 3,520 | B | 4,428 | 2.00 | 2.00 |
| 1054 | IS Business Analyst-Principal | 4,076 | B | 5,126 | 1.00 | 1.00 |
| 1062 | IS Programmer Analyst | 2,626 | B | 3,303 | 1.00 | 1.00 |
| 1063 | IS Programmer Analyst-Senior | 3,189 | B | 4,016 | 3.00 | 3.00 |
| 1064 | IS Programmer Analyst-Principal | 3,714 | B | 4,673 | 2.00 | 2.00 |
| 1070 | IS Project Director | 4,493 | B | 5,651 | 1.00 | 1.00 |
| SubFund Total: | | | | | 19.00 | 19.00 |
| Program Total: | | | | | 34.86 | 34.84 |
| Program: | BTO | TECHNOLOGY SERVICES:PUBLIC SAFETY | | | | |
| Subfund: | 6I TIF AAP | DTIS-OPERATING-ANNUAL PROJECT FUND | | | | |
| 0932 | Manager IV | 4,551 | B | 5,809 | 1.00 | 1.00 |
| 0942 | Manager VII | 5,636 | B | 7,193 | 1.00 | 1.00 |
| 1044 | IS Engineer-Principal | 4,493 | B | 5,651 | 1.00 | 1.00 |
| 1842 | Management Assistant | 2,614 | B | 3,178 | 1.00 | 1.00 |
| 7108 | Heavy Equipment Operations Assistant Sup | 3,387 | B | 4,117 | 1.00 | 1.00 |
| 7257 | Communication Line Supervisor I | 3,403 | B | 4,137 | 3.00 | 3.00 |
| 7273 | Communications Line Worker Supervisor II | 3,788 | B | 4,604 | 2.00 | 2.00 |
| 7275 | Telecommunications Technician Supervisor | 3,788 | B | 4,604 | 1.00 | 1.00 |
| 7308 | Cable Splicer | 3,403 | B | 4,137 | 13.00 | 13.00 |
| 7338 | Electrical Line Worker | 3,840 | B | 3,840 | 15.00 | 15.00 |
| 7362 | Communications Systems Technician | 3,661 | B | 4,449 | 21.00 | 21.00 |
| 7368 | Senior Communications Systems Technician | 4,238 | B | 5,151 | 7.00 | 7.00 |
| 7430 | Assistant Electronic Maintenance Technic | 3,027 | B | 3,679 | 5.00 | 5.00 |
| 7432 | Electrical Line Helper | 2,602 | B | 3,162 | 2.00 | 2.00 |
| 8234 | Fire Alarm Dispatcher | 2,564 | B | 3,117 | 3.50 | 3.50 |
| 8236 | Chief Fire Alarm Dispatcher | 3,041 | B | 3,696 | 1.00 | 1.00 |
| TEMPM | Temporary - Miscellaneous | 0.00 | B | 0.00 | 3.76 | 3.67 |
| SubFund Total: | | | | | 82.26 | 82.17 |
| Program Total: | | | | | 82.26 | 82.17 |

Annual Salary Ordinance 2016-2017 and 2017-2018

Budgeted Position Counts (FTE) by Department and Job Code

| Job Code | Title | Low | Type | High | 2016-2017 FTE | 2017-2018 FTE |
|------------|---|-----|------------|-------------------|------------------|------------------|
| TIS | GENERAL SERVICES AGENCY - TECHNOLOGY | | | | | |
| | | | TIS | Department Total: | 287.32 | 290.16 |

Annual Salary Ordinance 2016-2017 and 2017-2018

Budgeted Position Counts (FTE) by Department and Job Code

| Job Code | Title | Low | Type | High | 2016-2017 FTE | 2017-2018 FTE |
|---|--|---------------------------|------|-------|------------------|------------------|
| TTX TREASURER/TAX COLLECTOR | | | | | | |
| Program: | FAL | CHILDREN'S BASELINE | | | | |
| Subfund: | 1G AGF AAP | GF-ANNUAL PROJECT | | | | |
| 0931 | Manager III | 4,238 | B | 5,408 | 0.15 | 0.15 |
| 1630 | Account Clerk | 1,886 | B | 2,292 | 1.00 | 1.00 |
| 1823 | Senior Administrative Analyst | 3,313 | B | 4,028 | 1.00 | 1.00 |
| 1840 | Junior Management Assistant | 2,303 | B | 2,800 | 0.50 | 0.50 |
| 1844 | Senior Management Assistant | 2,997 | B | 3,643 | 0.77 | 1.00 |
| SubFund Total: | | | | | 3.42 | 3.65 |
| Program Total: | | | | | 3.42 | 3.65 |
| Program: | FC2 | LEGAL SERVICE | | | | |
| Subfund: | 1G AGF AAA | GF-NON-PROJECT-CONTROLLED | | | | |
| 1460 | Legal Secretary II | 2,758 | B | 3,353 | 0.62 | 0.62 |
| 8173 | Legal Assistant | 2,711 | B | 3,295 | 2.00 | 2.00 |
| 8177 | Attorney (Civil/Criminal) | 4,152 | B | 7,273 | 0.37 | 0.37 |
| 8190 | Attorney, Tax Collector | 6,309 | B | 7,668 | 0.77 | 0.77 |
| SubFund Total: | | | | | 3.76 | 3.76 |
| Program Total: | | | | | 3.76 | 3.76 |
| Program: | FCL | TREASURY | | | | |
| Subfund: | 1G AGF AAA | GF-NON-PROJECT-CONTROLLED | | | | |
| 0922 | Manager I | 3,661 | B | 4,672 | 1.00 | 1.00 |
| 1052 | IS Business Analyst | 3,041 | B | 3,825 | 0.50 | 0.50 |
| 1092 | IT Operations Support Administrator II | 2,342 | B | 2,847 | 0.50 | 0.50 |
| 1632 | Senior Account Clerk | 2,183 | B | 2,654 | 1.00 | 1.00 |
| 4310 | Commercial Division Assistant Supervisor | 2,827 | B | 3,436 | 2.00 | 2.00 |
| 4320 | Cashier I | 1,827 | B | 2,221 | 4.00 | 4.00 |
| 4321 | Cashier II | 1,955 | B | 2,377 | 11.48 | 11.25 |
| TEMPM | Temporary - Miscellaneous | 0.00 | B | 0.00 | 0.88 | 0.86 |
| SubFund Total: | | | | | 21.36 | 21.11 |
| Program Total: | | | | | 21.36 | 21.11 |
| Program: | FCM | INVESTMENT | | | | |
| Subfund: | 1G AGF AAA | GF-NON-PROJECT-CONTROLLED | | | | |
| 0923 | Manager II | 3,931 | B | 5,018 | 1.00 | 1.00 |
| 0931 | Manager III | 4,238 | B | 5,408 | 1.00 | 1.00 |
| 0953 | Deputy Director III | 5,269 | B | 6,725 | 1.00 | 1.00 |

Annual Salary Ordinance 2016-2017 and 2017-2018

Budgeted Position Counts (FTE) by Department and Job Code

| Job Code | Title | Low | Type | High | 2016-2017 FTE | 2017-2018 FTE |
|---|--------------------------------------|------------------------------|------|----------------|------------------|------------------|
| TTX TREASURER/TAX COLLECTOR | | | | | | |
| Program: | FCM | INVESTMENT | | | | |
| Subfund: | 1G AGF AAA | GF-NON-PROJECT-CONTROLLED | | | | |
| 0954 | Deputy Director IV | 5,991 | B | 7,647 | 0.50 | 0.50 |
| 1630 | Account Clerk | 1,886 | B | 2,292 | 1.00 | 1.00 |
| 1634 | Principal Account Clerk | 2,466 | B | 2,997 | 1.00 | 1.00 |
| 1654 | Accountant III | 3,189 | B | 3,873 | 2.00 | 2.00 |
| 1823 | Senior Administrative Analyst | 3,313 | B | 4,028 | 1.00 | 1.00 |
| 1824 | Principal Administrative Analyst | 3,836 | B | 4,662 | 3.00 | 3.00 |
| 1825 | Principial Administrative Analyst II | 4,197 | B | 5,101 | 1.00 | 1.00 |
| | | | | SubFund Total: | 12.50 | 12.50 |
| | | | | Program Total: | 12.50 | 12.50 |
| Program: | FCN | PROPERTY TAX/LICENSING | | | | |
| Subfund: | 1G AGF AAA | GF-NON-PROJECT-CONTROLLED | | | | |
| 0923 | Manager II | 3,931 | B | 5,018 | 1.00 | 1.00 |
| 1630 | Account Clerk | 1,886 | B | 2,292 | 5.00 | 5.00 |
| 1632 | Senior Account Clerk | 2,183 | B | 2,654 | 2.00 | 2.00 |
| 1634 | Principal Account Clerk | 2,466 | B | 2,997 | 1.00 | 1.00 |
| 1823 | Senior Administrative Analyst | 3,313 | B | 4,028 | 1.00 | 1.00 |
| 1842 | Management Assistant | 2,614 | B | 3,178 | 1.00 | 1.00 |
| 1844 | Senior Management Assistant | 2,997 | B | 3,643 | 1.00 | 1.00 |
| TEMPM | Temporary - Miscellaneous | 0.00 | B | 0.00 | 0.22 | 0.21 |
| | | | | SubFund Total: | 12.22 | 12.21 |
| Subfund: | 1G AGF WOF | GENERAL FUND WORK ORDER FUND | | | | |
| 1064 | IS Programmer Analyst-Principal | 3,714 | B | 4,673 | 0.77 | 1.00 |
| 1823 | Senior Administrative Analyst | 3,313 | B | 4,028 | 0.77 | 1.00 |
| | | | | SubFund Total: | 1.54 | 2.00 |
| | | | | Program Total: | 13.76 | 14.21 |
| Program: | FCO | BUSINESS TAX | | | | |
| Subfund: | 1G AGF AAA | GF-NON-PROJECT-CONTROLLED | | | | |
| 0923 | Manager II | 3,931 | B | 5,018 | 0.50 | 0.50 |
| 0931 | Manager III | 4,238 | B | 5,408 | 1.00 | 1.00 |
| 0933 | Manager V | 4,905 | B | 6,260 | 0.75 | 0.75 |
| 1630 | Account Clerk | 1,886 | B | 2,292 | 4.77 | 4.77 |
| 1632 | Senior Account Clerk | 2,183 | B | 2,654 | 4.00 | 4.00 |
| 1634 | Principal Account Clerk | 2,466 | B | 2,997 | 1.00 | 1.00 |

Annual Salary Ordinance 2016-2017 and 2017-2018

Budgeted Position Counts (FTE) by Department and Job Code

| Job Code | Title | Low | Type | High | 2016-2017 FTE | 2017-2018 FTE |
|---|-------------------------------------|------------------------------|------|-------|------------------|------------------|
| TTX TREASURER/TAX COLLECTOR | | | | | | |
| Program: | FCO | BUSINESS TAX | | | | |
| Subfund: | 1G AGF AAA | GF-NON-PROJECT-CONTROLLED | | | | |
| 1824 | Principal Administrative Analyst | 3,836 | B | 4,662 | 1.00 | 1.00 |
| 1842 | Management Assistant | 2,614 | B | 3,178 | 1.00 | 1.00 |
| 4220 | Personal Property Auditor | 2,819 | B | 3,426 | 8.00 | 8.00 |
| 4222 | Senior Personal Property Auditor | 3,263 | B | 3,966 | 7.00 | 7.00 |
| 4224 | Principal Personal Property Auditor | 3,777 | B | 4,591 | 2.00 | 2.00 |
| SubFund Total: | | | | | 31.02 | 31.02 |
| Subfund: | 1G AGF WOF | GENERAL FUND WORK ORDER FUND | | | | |
| 1630 | Account Clerk | 1,886 | B | 2,292 | 0.73 | 0.73 |
| 1632 | Senior Account Clerk | 2,183 | B | 2,654 | 1.00 | 1.00 |
| 4220 | Personal Property Auditor | 2,819 | B | 3,426 | 1.00 | 1.00 |
| 4222 | Senior Personal Property Auditor | 3,263 | B | 3,966 | 1.00 | 1.00 |
| 4308 | Senior Collections Officer | 2,435 | B | 2,960 | 0.50 | 0.50 |
| 4334 | Investigator, Tax Collector | 2,926 | B | 3,557 | 1.00 | 1.00 |
| SubFund Total: | | | | | 5.23 | 5.23 |
| Program Total: | | | | | 36.25 | 36.25 |
| Program: | FCQ | TAXPAYER ASSISTANCE | | | | |
| Subfund: | 1G AGF AAA | GF-NON-PROJECT-CONTROLLED | | | | |
| 0922 | Manager I | 3,661 | B | 4,672 | 1.00 | 1.00 |
| 1404 | Clerk | 1,756 | B | 2,135 | 2.00 | 2.00 |
| 1408 | Principal Clerk | 2,407 | B | 2,926 | 11.50 | 11.50 |
| 1823 | Senior Administrative Analyst | 3,313 | B | 4,028 | 1.00 | 1.00 |
| SubFund Total: | | | | | 15.50 | 15.50 |
| Program Total: | | | | | 15.50 | 15.50 |
| Program: | FCS | DELINQUENT REVENUE | | | | |
| Subfund: | 1G AGF AAA | GF-NON-PROJECT-CONTROLLED | | | | |
| 0922 | Manager I | 3,661 | B | 4,672 | 1.40 | 1.40 |
| 0931 | Manager III | 4,238 | B | 5,408 | 1.00 | 1.00 |
| 1404 | Clerk | 1,756 | B | 2,135 | 2.00 | 2.00 |
| 1630 | Account Clerk | 1,886 | B | 2,292 | 1.00 | 1.00 |
| 1632 | Senior Account Clerk | 2,183 | B | 2,654 | 2.00 | 2.00 |
| 1844 | Senior Management Assistant | 2,997 | B | 3,643 | 1.00 | 1.00 |
| 4306 | Collections Officer | 2,264 | B | 2,752 | 4.00 | 4.00 |
| 4308 | Senior Collections Officer | 2,435 | B | 2,960 | 18.50 | 18.50 |

Annual Salary Ordinance 2016-2017 and 2017-2018

Budgeted Position Counts (FTE) by Department and Job Code

| Job Code | Title | Low | Type | High | 2016-2017 FTE | 2017-2018 FTE |
|--|--|-------|------|-------|------------------|------------------|
| TTX TREASURER/TAX COLLECTOR | | | | | | |
| Program: FCS DELINQUENT REVENUE | | | | | | |
| Subfund: 1G AGF AAA GF-NON-PROJECT-CONTROLLED | | | | | | |
| 4310 | Commercial Division Assistant Supervisor | 2,827 | B | 3,436 | 5.00 | 5.00 |
| 4334 | Investigator, Tax Collector | 2,926 | B | 3,557 | 9.00 | 9.00 |
| 4337 | Principal Investigator, Tax Collector | 3,241 | B | 3,940 | 1.00 | 1.00 |
| SubFund Total: | | | | | 45.90 | 45.90 |
| Subfund: 1G AGF AAP GF-ANNUAL PROJECT | | | | | | |
| 4308 | Senior Collections Officer | 2,435 | B | 2,960 | 1.00 | 1.00 |
| SubFund Total: | | | | | 1.00 | 1.00 |
| Subfund: 1G AGF ACP GF-CONTINUING PROJECTS | | | | | | |
| 1052 | IS Business Analyst | 3,041 | B | 3,825 | 1.00 | 1.00 |
| 1630 | Account Clerk | 1,886 | B | 2,292 | 3.00 | 3.00 |
| 1634 | Principal Account Clerk | 2,466 | B | 2,997 | 1.00 | 1.00 |
| 4306 | Collections Officer | 2,264 | B | 2,752 | 2.00 | 2.00 |
| 4308 | Senior Collections Officer | 2,435 | B | 2,960 | 3.00 | 3.00 |
| SubFund Total: | | | | | 10.00 | 10.00 |
| Subfund: 1G AGF WOF GENERAL FUND WORK ORDER FUND | | | | | | |
| 0922 | Manager I | 3,661 | B | 4,672 | 0.10 | 0.10 |
| 1043 | IS Engineer-Senior | 4,177 | B | 5,252 | 0.06 | 0.06 |
| 1460 | Legal Secretary II | 2,758 | B | 3,353 | 0.38 | 0.38 |
| 4308 | Senior Collections Officer | 2,435 | B | 2,960 | 6.00 | 6.00 |
| 4310 | Commercial Division Assistant Supervisor | 2,827 | B | 3,436 | 1.00 | 1.00 |
| 8173 | Legal Assistant | 2,711 | B | 3,295 | 1.00 | 1.00 |
| 8177 | Attorney (Civil/Criminal) | 4,152 | B | 7,273 | 0.63 | 0.63 |
| 8190 | Attorney, Tax Collector | 6,309 | B | 7,668 | 0.23 | 0.23 |
| SubFund Total: | | | | | 9.40 | 9.40 |
| Program Total: | | | | | 66.30 | 66.30 |
| Program: FEG MANAGEMENT | | | | | | |
| Subfund: 1G AGF AAA GF-NON-PROJECT-CONTROLLED | | | | | | |
| 0923 | Manager II | 3,931 | B | 5,018 | 0.50 | 0.50 |
| 0931 | Manager III | 4,238 | B | 5,408 | 0.70 | 0.70 |
| 0954 | Deputy Director IV | 5,991 | B | 7,647 | 2.00 | 2.00 |
| 1043 | IS Engineer-Senior | 4,177 | B | 5,252 | 1.94 | 1.94 |

Annual Salary Ordinance 2016-2017 and 2017-2018

Budgeted Position Counts (FTE) by Department and Job Code

| Job Code | Title | Low | Type | High | 2016-2017 FTE | 2017-2018 FTE |
|---|---|---------------------------------|------|-------|------------------|------------------|
| TTX TREASURER/TAX COLLECTOR | | | | | | |
| Program: | FEG | MANAGEMENT | | | | |
| Subfund: | 1G AGF AAA | GF-NON-PROJECT-CONTROLLED | | | | |
| 1052 | IS Business Analyst | 3,041 | B | 3,825 | 0.50 | 0.50 |
| 1063 | IS Programmer Analyst-Senior | 3,189 | B | 4,016 | 3.00 | 3.00 |
| 1064 | IS Programmer Analyst-Principal | 3,714 | B | 4,673 | 4.00 | 4.00 |
| 1070 | IS Project Director | 4,493 | B | 5,651 | 0.90 | 0.90 |
| 1092 | IT Operations Support Administrator II | 2,342 | B | 2,847 | 0.50 | 0.50 |
| 1093 | IT Operations Support Administrator III | 2,847 | B | 3,460 | 1.00 | 1.00 |
| 1094 | IT Operations Support Administrator IV | 3,460 | B | 4,206 | 2.00 | 2.00 |
| 1204 | Senior Personnel Clerk | 2,264 | B | 2,752 | 1.00 | 1.00 |
| 1222 | Senior Payroll And Personnel Clerk | 2,466 | B | 2,997 | 1.00 | 1.00 |
| 1244 | Senior Personnel Analyst | 3,460 | B | 4,206 | 1.00 | 1.00 |
| 1454 | Executive Secretary III | 2,874 | B | 3,493 | 1.00 | 1.00 |
| 1652 | Accountant II | 2,632 | B | 3,199 | 1.00 | 1.00 |
| 1822 | Administrative Analyst | 2,841 | B | 3,453 | 1.00 | 1.00 |
| 1823 | Senior Administrative Analyst | 3,313 | B | 4,028 | 1.00 | 1.00 |
| 1824 | Principal Administrative Analyst | 3,836 | B | 4,662 | 1.50 | 1.50 |
| 4390 | Treasurer | 7,013 | B | 7,013 | 1.00 | 1.00 |
| SubFund Total: | | | | | 26.54 | 26.54 |
| Subfund: | 1G AGF AAP | GF-ANNUAL PROJECT | | | | |
| 0923 | Manager II | 3,931 | B | 5,018 | 0.50 | 0.50 |
| 1823 | Senior Administrative Analyst | 3,313 | B | 4,028 | 1.00 | 1.00 |
| SubFund Total: | | | | | 1.50 | 1.50 |
| Subfund: | 1G AGF WOF | GENERAL FUND WORK ORDER FUND | | | | |
| 1844 | Senior Management Assistant | 2,997 | B | 3,643 | 0.75 | 0.00 |
| SubFund Total: | | | | | 0.75 | 0.00 |
| Subfund: | 2S GSF GNC | GRANTS; NON-PROJECT; CONTINUING | | | | |
| 0923 | Manager II | 3,931 | B | 5,018 | 1.00 | 1.00 |
| 0931 | Manager III | 4,238 | B | 5,408 | 0.15 | 0.15 |
| 1840 | Junior Management Assistant | 2,303 | B | 2,800 | 0.59 | 0.50 |
| 1844 | Senior Management Assistant | 2,997 | B | 3,643 | 3.25 | 4.00 |
| SubFund Total: | | | | | 4.99 | 5.65 |
| Program Total: | | | | | 33.78 | 33.69 |

Annual Salary Ordinance 2016-2017 and 2017-2018

Budgeted Position Counts (FTE) by Department and Job Code

| Job Code | Title | Low | Type | High | 2016-2017 FTE | 2017-2018 FTE |
|---|--------------------------------------|-------|------|-------|------------------|------------------|
| TTX TREASURER/TAX COLLECTOR | | | | | | |
| Program: FEH TRANSFER TAX | | | | | | |
| Subfund: 1G AGF AAA GF-NON-PROJECT-CONTROLLED | | | | | | |
| 1632 | Senior Account Clerk | 2,183 | B | 2,654 | 8.00 | 8.00 |
| 1634 | Principal Account Clerk | 2,466 | B | 2,997 | 2.00 | 2.00 |
| 1652 | Accountant II | 2,632 | B | 3,199 | 1.00 | 1.00 |
| 1654 | Accountant III | 3,189 | B | 3,873 | 2.00 | 2.00 |
| 1825 | Principial Administrative Analyst II | 4,197 | B | 5,101 | 1.00 | 1.00 |
| SubFund Total: | | | | | 14.00 | 14.00 |
| Program Total: | | | | | 14.00 | 14.00 |
| Program: FGR GROSS RECEIPTS TAX | | | | | | |
| Subfund: 1G AGF ACP GF-CONTINUING PROJECTS | | | | | | |
| 0922 | Manager I | 3,661 | B | 4,672 | 0.50 | 0.50 |
| 0923 | Manager II | 3,931 | B | 5,018 | 0.50 | 0.50 |
| 0931 | Manager III | 4,238 | B | 5,408 | 1.00 | 1.00 |
| 0933 | Manager V | 4,905 | B | 6,260 | 1.25 | 1.25 |
| 0954 | Deputy Director IV | 5,991 | B | 7,647 | 0.50 | 0.50 |
| 1053 | IS Business Analyst-Senior | 3,520 | B | 4,428 | 1.00 | 1.00 |
| 1070 | IS Project Director | 4,493 | B | 5,651 | 0.10 | 0.10 |
| 1244 | Senior Personnel Analyst | 3,460 | B | 4,206 | 1.00 | 1.00 |
| 1408 | Principal Clerk | 2,407 | B | 2,926 | 2.00 | 2.00 |
| 1630 | Account Clerk | 1,886 | B | 2,292 | 4.00 | 4.00 |
| 1632 | Senior Account Clerk | 2,183 | B | 2,654 | 2.00 | 2.00 |
| 1824 | Principal Administrative Analyst | 3,836 | B | 4,662 | 2.50 | 0.50 |
| 1844 | Senior Management Assistant | 2,997 | B | 3,643 | 1.00 | 1.00 |
| 4222 | Senior Personal Property Auditor | 3,263 | B | 3,966 | 10.00 | 10.00 |
| 4224 | Principal Personal Property Auditor | 3,777 | B | 4,591 | 1.00 | 1.00 |
| 4321 | Cashier II | 1,955 | B | 2,377 | 3.25 | 3.25 |
| TEMPM | Temporary - Miscellaneous | 0.00 | B | 0.00 | 1.17 | 1.14 |
| SubFund Total: | | | | | 32.77 | 30.74 |
| Program Total: | | | | | 32.77 | 30.74 |
| TTX Department Total: | | | | | 253.40 | 251.71 |

Annual Salary Ordinance 2016-2017 and 2017-2018

Budgeted Position Counts (FTE) by Department and Job Code

| Job Code | Title | Low | Type | High | 2016-2017 FTE | 2017-2018 FTE |
|------------|--|-----------------------------------|------|-------|------------------|------------------|
| WAR | WAR MEMORIAL | | | | | |
| Program: | EED | OPERATIONS & MAINTENANCE | | | | |
| Subfund: | 2S WMF AAA | WAR MEMORIAL-OPERATING NONPROJECT | | | | |
| 0922 | Manager I | 3,661 | B | 4,672 | 1.00 | 1.00 |
| 0952 | Deputy Director II | 4,238 | B | 5,408 | 1.00 | 1.00 |
| 0962 | Department Head II | 5,636 | B | 7,193 | 1.00 | 1.00 |
| 1093 | IT Operations Support Administrator III | 2,847 | B | 3,460 | 0.77 | 1.00 |
| 1222 | Senior Payroll And Personnel Clerk | 2,466 | B | 2,997 | 1.00 | 1.00 |
| 1244 | Senior Personnel Analyst | 3,460 | B | 4,206 | 1.00 | 1.00 |
| 1404 | Clerk | 1,756 | B | 2,135 | 1.00 | 1.00 |
| 1406 | Senior Clerk | 1,823 | B | 2,215 | 2.00 | 2.00 |
| 1446 | Secretary II | 2,209 | B | 2,685 | 1.00 | 1.00 |
| 1452 | Executive Secretary II | 2,647 | B | 3,217 | 1.00 | 1.00 |
| 1823 | Senior Administrative Analyst | 3,313 | B | 4,028 | 1.00 | 1.00 |
| 1824 | Principal Administrative Analyst | 3,836 | B | 4,662 | 1.00 | 1.00 |
| 1842 | Management Assistant | 2,614 | B | 3,178 | 1.00 | 1.00 |
| 1844 | Senior Management Assistant | 2,997 | B | 3,643 | 2.00 | 2.00 |
| 4119 | Events & Facilities Specialist | 2,706 | B | 3,289 | 2.00 | 2.00 |
| 7120 | Buildings And Grounds Maintenance Superi | 4,885 | B | 4,885 | 1.00 | 1.00 |
| 7205 | Chief Stationary Engineer | 4,256 | B | 4,256 | 1.00 | 1.00 |
| 7333 | Apprentice Stationary Engineer | 2,181 | B | 3,187 | 1.00 | 1.00 |
| 7334 | Stationary Engineer | 3,355 | B | 3,355 | 11.00 | 11.00 |
| 7335 | Senior Stationary Engineer | 3,802 | B | 3,802 | 2.00 | 2.00 |
| 7345 | Electrician | 3,162 | B | 3,844 | 1.00 | 1.00 |
| 7346 | Painter | 2,589 | B | 3,147 | 1.00 | 1.00 |
| 7377 | Stage Electrician | 3,012 | B | 3,661 | 4.00 | 4.00 |
| 7392 | Window Cleaner | 2,478 | B | 3,012 | 1.00 | 1.00 |
| 8207 | Building And Grounds Patrol Officer | 2,048 | B | 2,490 | 25.31 | 26.00 |
| 8211 | Supervising Building and Grounds Patrol | 2,204 | B | 2,679 | 2.00 | 2.00 |
| TEMPM | Temporary - Miscellaneous | 0.00 | B | 0.00 | 3.87 | 3.88 |
| | | | | | 71.95 | 72.88 |
| | | | | | 71.95 | 72.88 |
| | WAR | | | | 71.95 | 72.88 |

Annual Salary Ordinance 2016-2017 and 2017-2018

Budgeted Position Counts (FTE) by Department and Job Code

| Job Code | Title | Low | Type | High | 2016-2017 FTE | 2017-2018 FTE |
|------------------------------|--|---------------------------------|------|-------|------------------|------------------|
| WOM STATUS OF WOMEN | | | | | | |
| Program: | CAE | COMMISSION ON STATUS OF WOMEN | | | | |
| Subfund: | 1G AGF AAA | GF-NON-PROJECT-CONTROLLED | | | | |
| 0961 | Department Head I | 4,551 | B | 5,809 | 1.00 | 1.00 |
| 1402 | Junior Clerk | 1,615 | B | 1,960 | 0.13 | 0.13 |
| 1820 | Junior Administrative Analyst | 2,161 | B | 2,627 | 1.00 | 1.00 |
| 1823 | Senior Administrative Analyst | 3,313 | B | 4,028 | 1.00 | 1.00 |
| 1824 | Principal Administrative Analyst | 3,836 | B | 4,662 | 1.00 | 1.00 |
| 1840 | Junior Management Assistant | 2,303 | B | 2,800 | 1.00 | 1.00 |
| 2998 | Rep, Commission On The Status of Women | 3,005 | B | 3,653 | 1.00 | 1.00 |
| TEMPM | Temporary - Miscellaneous | 0.00 | B | 0.00 | 0.12 | 0.12 |
| SubFund Total: | | | | | 6.25 | 6.25 |
| Program Total: | | | | | 6.25 | 6.25 |
| Program: | CAZ | DOMESTIC VIOLENCE | | | | |
| Subfund: | 2S HWF DVP | DOMESTIC VIOLENCE PROGRAM FUND | | | | |
| 1402 | Junior Clerk | 1,615 | B | 1,960 | 0.23 | 0.23 |
| SubFund Total: | | | | | 0.23 | 0.23 |
| Subfund: | 2S PPF GNC | GRANTS; NON-PROJECT; CONTINUING | | | | |
| 1402 | Junior Clerk | 1,615 | B | 1,960 | 0.14 | 0.14 |
| SubFund Total: | | | | | 0.14 | 0.14 |
| Program Total: | | | | | 0.37 | 0.37 |
| WOM Department Total: | | | | | 6.62 | 6.62 |
| Report Total: | | | | | 36,216.17 | 36,478.02 |

Charter Exempt Positions

| Charter Section 10.104 - Exclusions From Civil Service Appointment | |
|---|--|
| Code | Description of Exemption |
| (1) | Supervisory and policy-level positions within the office of the Mayor and the office of the City Administrator. |
| (2) | Elected officers of the City and County and their chief deputies or chief assistants. |
| (3) | Members of commissions, boards and advisory committees. |
| (4) | Commission/Board secretary. |
| (5) | Heads of agencies and departments. |
| (6) | Non-uniformed deputy heads of departments. |
| (7) | Uniformed deputy heads of departments, police commanders and Fire Chief's aides. |
| (8) | Confidential secretary and executive assistant within a department or agency. |
| (9) | The Clerk of the Board of Supervisors, legislative analyst and assistants to the members of the Board of Supervisors. |
| (10) | Paraprofessional aides of the Unified School District and teaching instructional aides of the Community College District. |
| (11) | Persons employed in positions outside the City and County upon construction work being performed by the City and County when such positions are exempted from the classified civil service by an order of the civil service commission. |
| (12) | Persons employed in positions in any department for expert professional temporary services, when such positions are exempted from said classified civil service for a specified period of said temporary service by order of the civil service commission. |
| (13) | All attorneys, including an attorney to the Sheriff and an attorney for the Tax Collector, City Attorney's and District Attorney's investigators, hospital chief administrators, physicians and dentists serving in their professional capacity (except those physicians and dentists whose duties are significantly administrative or supervisory). |
| (14) | Positions designated as exempt under the 1932 charter, as amended. |
| (15) | Positions determined by the Controller and approved annually by the Board of Supervisors to be positions where the work or services can be practically performed under private contract at a lesser cost than similar work performed by employees of the City and County, except where such work or services are required to be formed by officers or employees of the City and County under the provisions of this Charter or other applicable law. |
| (16) | Temporary and seasonal appointments not to exceed the equivalent of half-time during any fiscal year, except that such positions may be filled through regular civil service procedures. |
| (17) | Appointments, which shall not exceed two years and shall not be renewable, as substitutes for civil service employees on leave, except that such positions may be filled through regular Civil Service procedures. |
| (18) | Appointments, which shall not exceed three years and shall not be renewable, for special projects and professional services with limited term funding, except that such positions may be filled through regular Civil Service Commission procedures. |
| (19) | Entry level positions designated by an appointing officer with approval of the Civil Service Commission for persons who met minimum qualifications and are certified as blind or severely disabled; persons so appointed whose job performance is rated satisfactory by their appointing officer shall after one year of continuous service acquire Civil Service status. |

FISCAL YEARS 2016-17 AND 2017-18

ANNUAL SALARY ORDINANCE

NOTES TO POSITION COUNT DETAIL AND APPENDIX

NOTE

A. PAY RATES


Certain pay rates included in this document may not reflect year-end rates due to negotiated wage settlements and arbitration awards that have not received final legislative action. If you have a question regarding a rate of pay for a specific classification, please consult the Department of Human Resources Compensation Manual online at <http://www.sfgov.org/dhr>, or contact the Department of Human Resources' Compensation Program at (415) 557-4990.

B. EXEMPT POSITIONS

The appendix lists the different types of Charter exemptions per Charter Section 10.104 and then identifies all exempt positions with approved requisitions by department per Charter Section 10.104 (1-14). These exempt positions are subject to change during the fiscal year. All Commissioners and Board Members are exempt pursuant to Charter section 10.104-3, but are not included as positions and are not detailed in the budget.

C. POSITION COUNT

Total position counts include off-budget positions.



City and County of San Francisco

Tails Ordinance

City Hall
1 Dr. Carlton B. Goodlett Place
San Francisco, CA 94102-4689

File Number: 160629

Date Passed: July 26, 2016

Annual Salary Ordinance enumerating positions, including those selected departments recommended for approval by the Budget and Finance Committee on May 25, 2016, in the Annual Budget and Appropriation Ordinance for the FYs ending June 30, 2017, and June 30, 2018, continuing, creating, or establishing these positions; enumerating and including therein all positions created by Charter or State law for which compensations are paid from City and County funds and appropriated in the Annual Appropriation Ordinance; authorizing appointments or continuation of appointments thereto; specifying and fixing the compensations and work schedules thereof; and authorizing appointments to temporary positions and fixing compensations therefore.

June 17, 2016 Budget and Finance Committee - CONTINUED

June 16, 2016 Budget and Finance Committee - CONTINUED

June 20, 2016 Budget and Finance Committee - CONTINUED

June 22, 2016 Budget and Finance Committee - CONTINUED

June 23, 2016 Budget and Finance Committee - MEETING RECESSED

June 24, 2016 Budget and Finance Committee - AMENDED, AN AMENDMENT OF THE WHOLE BEARING SAME TITLE

June 24, 2016 Budget and Finance Committee - RECOMMENDED AS AMENDED

July 12, 2016 Board of Supervisors - AMENDED, AN AMENDMENT OF THE WHOLE BEARING NEW TITLE

Ayes: 11 - Avalos, Breed, Campos, Cohen, Farrell, Kim, Mar, Peskin, Tang, Wiener and Yee

July 12, 2016 Board of Supervisors - CONTINUED AS AMENDED

Ayes: 11 - Avalos, Breed, Campos, Cohen, Farrell, Kim, Mar, Peskin, Tang, Wiener and Yee

July 19, 2016 Board of Supervisors - PASSED ON FIRST READING

Ayes: 10 - Avalos, Breed, Campos, Cohen, Farrell, Kim, Mar, Tang, Wiener and Yee

Noes: 1 - Peskin


July 26, 2016 Board of Supervisors - FINALLY PASSED


Ayes: 10 - Avalos, Breed, Campos, Cohen, Farrell, Kim, Mar, Tang, Wiener and Yee

Noes: 1 - Peskin

File No. 160629

I hereby certify that the foregoing Ordinance was **FINALLY PASSED** on 7/26/2016 by the Board of Supervisors of the City and County of San Francisco.


for Angela Calvillo
Clerk of the Board


Mayor


Date Approved