

Federal Funding Overview and Risks

Controller's Office, Budget & Legislative Analyst, Mayor's Budget Office
City and County of San Francisco

March 23, 2017

170222

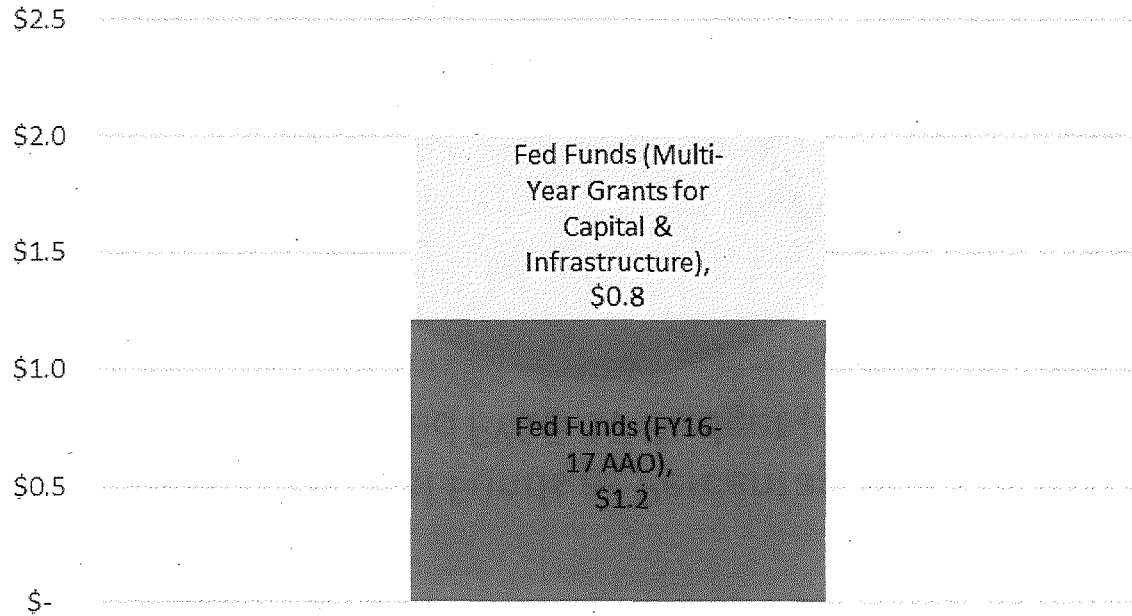
Agenda

- **Overview of Federal Funding to San Francisco**
- **Overview of Key Risks**
 - Sanctuary City Executive Order
 - President's Proposed Budget
 - Repeal & Replacement of the Affordable Care Act
- **Department Presentations**
 - Public Health
 - Mayor's Office of Housing & Community Development
 - Department of Environment

Overview:


San Francisco Receives Federal Funds through the Annual Budget & Multi-Year Infrastructure Grants

Federal Funds by Appropriation Type
(\$ in billions)

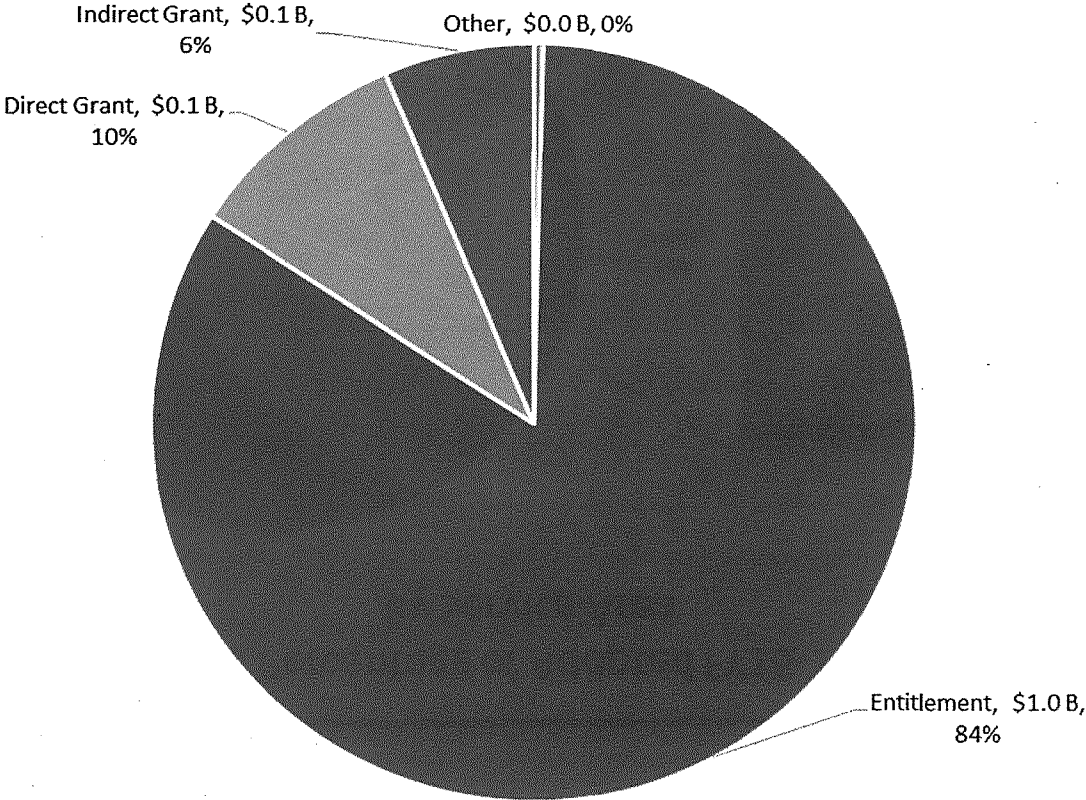


\$1.2 Billion of Federal Funding in the Annual Operating Budget Represents 13% of the City's Funding

Federal Funds as Percentage of Adopted FY16-17 Budget (AAO)

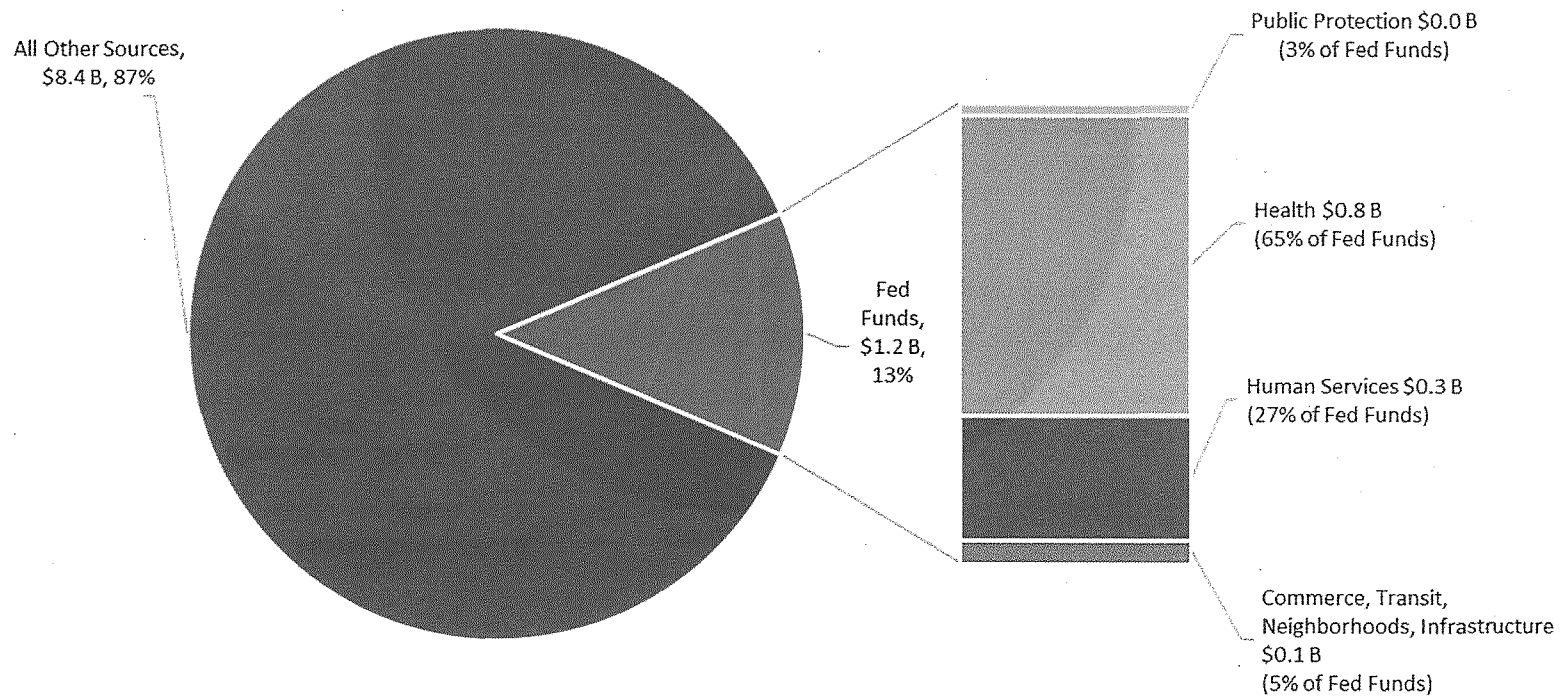


84% of Federal Funding is Related to Providing or Administering Entitlement Programs



92% of Federal Funding Supports Health and Human Services Programs

Federal Funds as Percentage of Adopted FY16-17 Budget (AAO)
By Service Area



Note: See Appendix for information by department.

City and County of San Francisco

Individuals and Non-City Agencies Also Receive Federal Funding

- **Direct Payments to Residents and Providers**
 - In-Home Supportive Services (IHSS) independent provider wages ~\$200M
 - CalFRESH Benefits (Food Stamps) ~\$90M
- **Direct Payments to Other Governmental Agencies**
 - School District - \$67M
 - City College - \$5.5M to City College and \$22M in financial aid to students.
 - Housing Authority - \$176M, mostly operating
- **Directly to Other Local Entities**
 - Arts Organizations and Cultural Institutions - \$6.4M
 - UCSF - \$560 million in NIH funding for 2015.
 - Others greater than \$10M in federal funds: San Francisco State University, Kipp Foundation, Wested, Gladstone Institutes, State of California Department of Industrial Relations, Northern California Institute for Research, The Asia Foundation, Stevens Institute

Key Risks: Sanctuary City

- Presidential Executive Order on January 25th issued generally indicating a goal of withholding federal funds from Sanctuary Cities.
- The Executive Order is not clear about which federal funds are threatened.
- The City Attorney has filed a lawsuit to prevent implementation of the Order, and will provide updates to the Board as the case progresses.

Key Risks: Federal Budget

- March 2017 “Skinny Budget” proposes to increase military spending by \$54 billion by reducing discretionary spending
- Federal Budget Timeline
 - March 2017 – President Releases Blueprint
 - May 2017 – President Releases Remainder of Proposed Budget
 - Summer 2017 – Congressional Review
 - October 1, 2017 – Fiscal Year Begins

Key Risks: Federal Budget

Some Proposed Local Reductions Clearer, Many Still Unknown

Federal Agency	% Reduction	\$ Reduction	Local Impact If Known
Housing and Urban Development (HUD)	13.2%	\$6.2B	- Estimated loss to City is \$16.5 million in CDBG funding, \$4.2 million in HOME funding
Department of Transportation (DOT)	12.7%	\$2.7 B	- Eliminates funding for FTA's Capital Investment Program (New Starts) and future full funding grant agreements (FFGA) such as Caltrain Electrification. - Reduces TIGER grant program by \$500 million. - May reduce future opportunities for grants.
Environmental Protection Agency (EPA)	31.4%	\$2.6 B	- Department of Environment receives \$1.3 million in federal funds from EPA, but are already under contract. - May reduce future opportunities for grants.
Federal Emergency Management Agency (FEMA)		\$0.7 B	- Reduce FEMA Pre-Disaster Mitigation Grants and Homeland Security Grants to state and local agencies. And 25% non-federal cost match for FEMA preparedness grant awards. - Would impact ECD, Airport, and Port.
US Interagency Council on Homelessness	100%	\$3 M	- Impacts coordination of homelessness services
Corporation for Public Broadcasting	100%	\$0.5 B	
National Endowment for the Arts	100%	\$0.2 B	
National Endowment for the Humanities	100%	\$0.2 B	

Key Risks: Repeal and Replacement of the Affordable Care

- \$700+ million per year of Department of Public Health's operating budget supports Medicaid and Medicare services to San Francisco residents.
- Other health care providers, including other local hospitals and clinics, would also be impacted by any change to the Affordable Care Act.

Departmental Presentations

- Department of Public Health
- Mayor's Office of Housing and Community Development
- Environment

Appendix: FY16-17 Federal Funding (AAO) by Department

City Department	\$	%
Public Health	802.3	65%
Human Services Agency	286.9	23%
Homelessness	36.7	3%
Emergency Management	25.4	2%
Public Works	22.1	2%
Airport	20.9	2%
Economic & Workforce Development	15.6	1%
Child Support Services	8.9	1%
Municipal Transportation Agency	3.8	0%
Police	2.6	0%
Children, Youth, Families	2.4	0%
Port	2.1	0%
Juvenile Probation	2.0	0%
Fire	1.7	0%
District Attorney	1.1	0%
Other	1.2	0%

Note: Does not include multi-year capital grants such as MTA's Central Subway (\$150 million) or DPW's Islais Creek Bridge (\$20 million)

