

File No. 181163

Committee Item No. \_\_\_\_\_

Board Item No. 31

## COMMITTEE/BOARD OF SUPERVISORS

### AGENDA PACKET CONTENTS LIST

Committee: \_\_\_\_\_

Date: \_\_\_\_\_

Board of Supervisors Meeting

Date: December 4, 2018

#### Cmte Board

- |                          |                                     |  |
|--------------------------|-------------------------------------|--|
| <input type="checkbox"/> | <input type="checkbox"/>            | Motion                                       |
| <input type="checkbox"/> | <input checked="" type="checkbox"/> | Resolution                                   |
| <input type="checkbox"/> | <input type="checkbox"/>            | Ordinance                                    |
| <input type="checkbox"/> | <input type="checkbox"/>            | Legislative Digest                           |
| <input type="checkbox"/> | <input type="checkbox"/>            | Budget and Legislative Analyst Report        |
| <input type="checkbox"/> | <input type="checkbox"/>            | Youth Commission Report                      |
| <input type="checkbox"/> | <input checked="" type="checkbox"/> | Introduction Form                            |
| <input type="checkbox"/> | <input type="checkbox"/>            | Department/Agency Cover Letter and/or Report |
| <input type="checkbox"/> | <input type="checkbox"/>            | MOU  |
| <input type="checkbox"/> | <input type="checkbox"/>            | Grant Information Form                       |
| <input type="checkbox"/> | <input type="checkbox"/>            | Grant Budget                                 |
| <input type="checkbox"/> | <input type="checkbox"/>            | Subcontract Budget                           |
| <input type="checkbox"/> | <input type="checkbox"/>            | Contract/Agreement                           |
| <input type="checkbox"/> | <input type="checkbox"/>            | Award Letter                                 |
| <input type="checkbox"/> | <input type="checkbox"/>            | Application                                  |
| <input type="checkbox"/> | <input type="checkbox"/>            | Public Correspondence                        |

#### OTHER

- |                          |                                     |  |
|--------------------------|-------------------------------------|--|
| <input type="checkbox"/> | <input checked="" type="checkbox"/> | <u>Elections Certification of Results - Received November 27, 2018</u> |
| <input type="checkbox"/> | <input type="checkbox"/>            | _____  |
| <input type="checkbox"/> | <input type="checkbox"/>            | _____  |
| <input type="checkbox"/> | <input type="checkbox"/>            | _____  |
| <input type="checkbox"/> | <input type="checkbox"/>            | _____  |
| <input type="checkbox"/> | <input type="checkbox"/>            | _____  |

Prepared by: Brent Jalipa

Date: November 29, 2018

Prepared by: \_\_\_\_\_

Date: \_\_\_\_\_

[Declaration of Election Results - November 6, 2018 - Consolidated General Election]

**Resolution declaring the results of the Consolidated General Election of November 6, 2018.**

WHEREAS, A Consolidated Statewide General Election was conducted in the City and County of San Francisco on Tuesday, November 6, 2018, which placed before the electorate candidates for San Francisco Board of Supervisors, the Governing Board of the Community College District, the Governing Board of the San Francisco Unified School District, BART District Board of Directors, Assessor-Recorder, and Public Defender; statewide offices; and local ballot measures; and

WHEREAS, John Arntz, the Director of Elections for the City and County of San Francisco, has certified the results of the Consolidated General Election, a copy of which is contained in Board File No. 181163, and which is incorporated herein by reference; now, therefore, be it

RESOLVED, That under California Elections Code, Sections 9269 and 15400, this Board of Supervisors declares the results of the Consolidated General Election conducted in the City and County of San Francisco on Tuesday, November 6, 2018, as certified by the Director of Elections, as follows:

**SECTION 1. LOCAL ELECTIVE OFFICES.**

The persons listed below are declared elected to the office indicated:

1. CATHERINE STEFANI

Member, Board of Supervisors, District 2

1	2.	GORDON MAR
2		Member, Board of Supervisors, District 4
3	3.	MATT HANEY
4		Member, Board of Supervisors, District 6
5	4.	RAFAEL MANDELMAN
6		Member, Board of Supervisors, District 8
7	5.	SHAMANN WALTON
8		Member, Board of Supervisors, District 10
9	6.	CARMEN CHU
10		Assessor-Recorder
11	7.	JEFF ADACHI
12		Public Defender
13	8.	ALISON COLLINS
14		Member, Board of Education
15	9.	GABRIELA LÓPEZ
16		Member, Board of Education
17	10.	FAAUUGA MOLIGA
18		Member, Board of Education
19	11.	BRIGITTE DAVILA
20		Member, Community College Board of Trustees
21	12.	THEA SELBY
22		Member, Community College Board of Trustees
23	13.	JOHN RIZZO
24		Member, Community College Board of Trustees
25	//	

1 SECTION 2. OTHER ELECTIVE OFFICES.

2 The person listed below is declared elected to the office indicated:

3 1. JANICE LI

4 BART District Board of Directors, District 8

5  
6 SECTION 3. LOCAL BALLOT MEASURES.

7 a. Each measure listed below is declared adopted:

8 1. Bonds

9 The following Bond required and received an affirmative vote of more than 2/3 of  
10 the votes cast thereon and was therefore passed by the voters:

11 PROPOSITION A – Embarcadero Seawall Earthquake Safety Bond

12  
13 2. Charter Amendment

14 The following Charter Amendment required and received an affirmative vote of  
15 more than a majority of the votes cast thereon and was therefore passed by the  
16 voters:

17 PROPOSITION B: City Privacy Guidelines

18  
19 3. Ordinances

20 The following Ordinances required and received an affirmative vote of more than  
21 a majority of the votes cast thereon and were therefore passed by the voters:

22 PROPOSITION C: Additional Business Taxes to Fund Homeless Services

23 PROPOSITION D: Additional Tax on Cannabis Businesses; Expanding the  
24 Businesses Subject to Business Taxes

1 The following Ordinance required and received an affirmative vote of more than  
2 2/3 of the votes cast thereon and was therefore passed by the voters:

3 PROPOSITION E: Partial Allocation of Hotel Tax for Arts and Cultural Purposes  
4  
5  
6  
7  
8  
9  
10  
11  
12  
13  
14  
15  
16  
17  
18  
19  
20  
21  
22  
23  
24  
25



CITY AND COUNTY OF SAN FRANCISCO  
**DEPARTMENT OF ELECTIONS**

John Arntz, Director

Honorable Members  
Board of Supervisors  
City and County of San Francisco  
1 Dr. Carlton B. Goodlett Place, Room 244  
San Francisco, California 94102

**Statement of the Results**  
**City and County of San Francisco**  
**Consolidated General Election – November 6, 2018**

I, John Arntz, Director of Elections, certify that I have canvassed the ballots cast in the Consolidated General Election held on Tuesday, November 6, 2018, in the City and County of San Francisco (City), in the manner required by Division 15 of the California Elections Code.

I certify that I began the canvass immediately upon the close of the polls and, as a result of the tabulation of all votes recorded, present a complete record entitled "Statement of the Results of the San Francisco Consolidated General Election – November 6, 2018." I also certify that 372,848 voters cast ballots; therefore, 74.49% of San Francisco's 500,516 registered voters participated in this election.


The 74.49% turnout represents the highest percentage turnout for a mid-term election in the City since 1938 when nearly 76% of the City's 340,739 then-registered voters cast ballots. The highest known mid-term turnout occurred in 1914 when 83% of San Francisco's 161,846 registered voters participated.

In accordance with California Elections Code section 15374, I certify that this Statement of the Results provides the total number of votes cast for each candidate and for and against each measure. The precinct detail of all votes cast appears in the Statement of the Vote, which is posted on the Department of Elections' website at [sfelections.org/results](http://sfelections.org/results) and is incorporated by reference into this Statement of the Results.

This Statement of the Results includes tables that summarize total votes cast in each contest, and for and against each proposition, and is organized as follows:

**A. Voter-Nominated Offices**

1. Governor
2. Lieutenant Governor
3. Secretary of State
4. State Controller
5. State Treasurer
6. Attorney General
7. Insurance Commissioner
8. Board of Equalization Member, District 2
9. United States Senator
10. United States Representative, District 12
11. United States Representative, District 13
12. United States Representative, District 14
13. State Assembly Member, District 17
14. State Assembly Member, District 19

BY   
2018 NOV 27 PM 3:44  
BOARD OF SUPERVISORS  
SAN FRANCISCO

English (415) 554-4375  
Fax (415) 554-7344  
TTY (415) 554-4386

[sfelections.org](http://sfelections.org)  
1 Dr. Carlton B. Goodlett Place  
City Hall, Room 48, San Francisco, CA 94102

中文 (415) 554-4367  
Español (415) 554-4366  
Filipino (415) 554-4310

**B. Nonpartisan Offices**

1. Associate Justices, Supreme Court
2. Presiding Justice, Court of Appeal, District 1, Division 1
3. Associate Justice, Court of Appeal, District 1, Division 1
4. Associate Justices, Court of Appeal, District 1, Division 2
5. Presiding Justice, Court of Appeal, District 1, Division 3
6. Associate Justices, Court of Appeal, District 1, Division 4
7. Presiding Justice, Court of Appeal, District 1, Division 5
8. State Superintendent of Public Instruction

**C. District Offices**

1. Members, Board of Education
2. Members, Community College Board
3. Director, Bay Area Rapid Transit (BART), District 8

**D. City Offices**

1. Assessor-Recorder
2. Public Defender
3. Member, Board of Supervisors, District 2
4. Member, Board of Supervisors, District 4
5. Member, Board of Supervisors, District 6
6. Member, Board of Supervisors, District 8
7. Member, Board of Supervisors, District 10

**E. State Propositions**

1. 1, "Authorizes Bonds to Fund Specified Housing Assistance Programs. Legislative Statute."
2. 2, "Authorizes Bonds to Fund Existing Housing Program for Individuals with Mental Illness. Legislative Statute."
3. 3, "Authorizes Bonds to Fund Projects for Water Supply and Quality, Watershed, Fish, Wildlife, Water Conveyance, and Groundwater Sustainability and Storage. Initiative Statute."
4. 4, "Authorizes Bonds Funding Construction at Hospitals Providing Children's Health Care. Initiative Statute."
5. 5, "Changes Requirements for Certain Property Owners to Transfer Their Property Tax Base to Replacement Property. Initiative Constitutional Amendment and Statute."
6. 6, "Eliminates Certain Road Repair and Transportation Funding. Requires Certain Fuel Taxes and Vehicle Fees be Approved by the Electorate. Initiative Constitutional Amendment."
7. 7, "Conforms California Daylight Saving Time to Federal Law. Allows Legislature to Change Daylight Saving Time Period. Legislative Statute."
8. 8, "Regulates Amounts Outpatient Kidney Dialysis Clinics Charge for Dialysis Treatment. Initiative Statute."
9. 9, Proposition 9 was removed from the ballot by order of the California Supreme Court.
10. 10, "Expands Local Governments' Authority to Enact Rent Control on Residential Property. Initiative Statute."
11. 11, "Requires Private-Sector Emergency Ambulance Employees to Remain On-Call During Work Breaks. Eliminates Certain Employer Liability. Initiative Statute."
12. 12, "Establishes New Standards for Confinement of Specified Farm Animals; Bans Sale of Noncomplying Products. Initiative Statute."

**F. City Propositions**

1. A, "Embarcadero Seawall Earthquake Safety Bond."
2. B, "City Privacy Guidelines."
3. C, "Additional Business Taxes to Fund Homeless Services."
4. D, "Additional Tax on Cannabis Businesses; Expanding the Businesses Subject to Business Taxes."
5. E, "Partial Allocation of Hotel Tax for Arts and Cultural Purposes."

This Statement of the Results does not report votes in the contest for United States Representative, District 13, because no registered San Francisco voters live in the District. The boundaries for the District attributed to the City encompass a small triangle of land located on the extreme southwest corner of Alameda Island, which lies across the San Francisco Bay from the City. Other than this uninhabited portion of Alameda Island, District 13 is entirely comprised of territory within Alameda County.

For each results table, the candidates and ballot measure positions that received the most votes are preceded by arrows (→). Since this Statement records votes cast in San Francisco only, the overall results may differ for any contests or measures appearing on ballots in multiple counties.

For this election, all voters received four-card ballots, with the content on each card as follows:


- Card 1:** Voter-nominated offices for Governor, Lieutenant Governor, Secretary of State, State Controller, State Treasurer, Attorney General, Insurance Commissioner, Board of Equalization Member (District 2), United States Senator, United States Representative (District 12 or 14), and State Assembly Member (District 17 or 19). Nonpartisan offices for Associate Justices of the Supreme Court, Presiding Justices of the Court of Appeal (District 1; Divisions 1, 3, and 5), Associate Justices of the Court of Appeal (District 1, Divisions 1, 2, and 4), and State Superintendent of Public Instruction. District offices for Members of the San Francisco Community College Board, and Bay Area Rapid Transit Director (District 8).
- Card 2:** District offices for Members of the San Francisco Board of Education, and State Propositions 1 – 7.
- Card 3:** State Propositions 8 – 12 and City Propositions A – E.
- Card 4:** City offices for Assessor-Recorder, Public Defender, and Member of the Board of Supervisors (District 2, 4, 6, 8, or 10).

The Department of Elections applied a SHA-512 cryptographic function to all results reports associated with this election to establish the integrity of the results in a verifiable manner. Attachment 1 provides information regarding the SHA-512 hash values for all electronic files associated with the final, certified results reports.

Attachments 2, 3, and 4 provide detailed pass reports for the application of the ranked-choice voting tabulation method for the contests for Members, Board of Supervisors, Districts 2, 4, and 10, respectively.

In witness whereof, I hereby affix my hand and seal this 27<sup>th</sup> day of November 2018.

  
John Arntz, Director of Elections





## **F. CITY PROPOSITIONS**

I certify the results for the following **CITY PROPOSITIONS**:

*Unless otherwise noted, measures require 50% + 1 affirmative votes to pass.*

### **1. PROPOSITION A - "Embarcadero Seawall Earthquake Safety Bond."**

*Measure requires 66 2/3% + 1 affirmative votes to pass.*

	Vote Totals	% of Votes		
→ YES	288,146	82.70%	Overvotes	290
NO	60,276	17.30%	Undervotes	23,854

### **2. PROPOSITION B - "City Privacy Guidelines."**

	Vote Totals	% of Votes		
→ YES	186,758	57.58%	Overvotes	147
NO	137,592	42.42%	Undervotes	48,069

### **3. PROPOSITION C - "Additional Business Taxes to Fund Homeless Services."**

	Vote Totals	% of Votes		
→ YES	215,491	61.34%	Overvotes	282
NO	135,835	38.66%	Undervotes	20,958

### **4. PROPOSITION D - "Additional Tax on Cannabis Businesses; Expanding the Businesses Subject to Business Taxes."**

	Vote Totals	% of Votes		
→ YES	227,250	65.67%	Overvotes	169
NO	118,815	34.33%	Undervotes	26,332

### **5. PROPOSITION E - "Partial Allocation of Hotel Tax for Arts and Cultural Purposes."**

*Measure requires 66 2/3% + 1 affirmative votes to pass.*

	Vote Totals	% of Votes		
→ YES	258,343	75.12%	Overvotes	150
NO	85,585	24.88%	Undervotes	28,488

**9. PROPOSITION 9 was removed from the ballot by order of the California Supreme Court.**

**10. PROPOSITION 10 - "Expands Local Governments' Authority to Enact Rent Control on Residential Property. Initiative Statute."**

	Vote Totals	% of Votes		
→ YES	190,911	52.97%	Overvotes	224
NO	169,527	47.03%	Undervotes	11,904

**11. PROPOSITION 11 - "Requires Private-Sector Emergency Ambulance Employees to Remain On-Call During Work Breaks. Eliminates Certain Employer Liability. Initiative Statute."**

	Vote Totals	% of Votes		
→ NO	214,363	61.21%	Overvotes	266
YES	135,874	38.79%	Undervotes	22,063

**12. PROPOSITION 12 - "Establishes New Standards for Confinement of Specified Farm Animals; Bans Sale of Noncomplying Products. Initiative Statute."**

	Vote Totals	% of Votes		
→ YES	256,166	72.43%	Overvotes	168
NO	97,515	27.57%	Undervotes	18,717

**5. PROPOSITION 5 - "Changes Requirements for Certain Property Owners to Transfer Their Property Tax Base to Replacement Property. Initiative Constitutional Amendment and Statute."**

	Vote Totals	% of Votes		
→ NO	260,118	75.12%	Overvotes	294
YES	86,130	24.88%	Undervotes	25,364

**6. PROPOSITION 6 - "Eliminates Certain Road Repair and Transportation Funding. Requires Certain Fuel Taxes and Vehicle Fees Be Approved by the Electorate. Initiative Constitutional Amendment."**

	Vote Totals	% of Votes		
→ NO	291,660	82.94%	Overvotes	332
YES	60,002	17.06%	Undervotes	19,912

**7. PROPOSITION 7 - "Conforms California Daylight Saving Time to Federal Law. Allows Legislature to Change Daylight Saving Time Period. Legislative Statute."**

	Vote Totals	% of Votes		
→ YES	233,508	67.08%	Overvotes	114
NO	114,618	32.92%	Undervotes	23,666

**8. PROPOSITION 8 - "Regulates Amounts Outpatient Kidney Dialysis Clinics Charge for Dialysis Treatment. Initiative Statute."**

	Vote Totals	% of Votes		
→ YES	202,728	57.56%	Overvotes	232
NO	149,499	42.44%	Undervotes	20,107

## **E. STATE PROPOSITIONS**

I certify the results for the following **STATE PROPOSITIONS**:

### **1. PROPOSITION 1 - "Authorizes Bonds to Fund Specified Housing Assistance Programs. Legislative Statute."**

	Vote Totals		% of Votes	
→ YES	263,769	74.69%	Overvotes	161
NO	89,382	25.31%	Undervotes	18,594

### **2. PROPOSITION 2 - "Authorizes Bonds to Fund Existing Housing Program for Individuals with Mental Illness. Legislative Statute."**

	Vote Totals		% of Votes	
→ YES	281,389	79.59%	Overvotes	124
NO	72,163	20.41%	Undervotes	18,230

### **3. PROPOSITION 3 - "Authorizes Bonds to Fund Projects for Water Supply and Quality, Watershed, Fish, Wildlife, Water Conveyance, and Groundwater Sustainability and Storage. Initiative Statute."**

	Vote Totals		% of Votes	
→ YES	207,164	60.01%	Overvotes	279
NO	138,046	39.99%	Undervotes	26,417

### **4. PROPOSITION 4 - "Authorizes Bonds Funding Construction at Hospitals Providing Children's Health Care. Initiative Statute."**

	Vote Totals		% of Votes	
→ YES	253,202	72.83%	Overvotes	239
NO	94,437	27.17%	Undervotes	24,028

7. MEMBER, BOARD OF SUPERVISORS, DISTRICT 10

Candidates	Round 0		Round 1		Final Round (7)	
	Votes	%	Votes	%	Votes	%
→ SHAMANN WALTON	9,550	41.22%	9,585	41.33%	13,023	63.07%
TONY KELLY	5,643	24.36%	5,679	24.48%	7,624	36.93%
THEO ELLINGTON	4,800	20.72%	4,820	20.78%		
UZURI PEASE-GREENE	1,304	5.63%	1,311	5.65%		
GLORIA BERRY	954	4.12%	966	4.16%		
ASALE CHANDLER	799	3.45%	802	3.46%		
INVALID WRITE-IN VOTES	89	0.38%	-	0.00%		
NEO VEAVEA	30	0.13%	31	0.13%		
(QUALIFIED WRITE-IN CANDIDATE)						
Total Votes	23,169		23,194		20,647	
Exhausted by Overvotes	152		156		177	
Undervotes	2,936		2,907		2,907	
Exhausted	-		-		2,526	
Total Ballots Cast	26,257		26,257		26,257	

5. MEMBER, BOARD OF SUPERVISORS, DISTRICT 6

Candidates	Round 0		Round 1	
	Votes	%	Votes	%
→ MATT HANEY	14,249	56.24%	14,288	56.41%
CHRISTINE JOHNSON	6,237	24.62%	6,267	24.74%
SONJA TRAUSS	4,759	18.78%	4,775	18.85%
INVALID WRITE-IN VOTES	93	0.37%	-	0.00%
Total Votes	25,338		25,330	
Exhausted by Overvotes	74		75	
Undervotes	3,460		3,467	
Exhausted	-		-	
Total Ballots Cast	28,872		28,872	

6. MEMBER, BOARD OF SUPERVISORS, DISTRICT 8

Candidates	Round 0		Round 1	
	Votes	%	Votes	%
→ RAFAEL MANDELMAN	38,292	91.00%	38,406	91.43%
LAWRENCE "STARK" DAGESSE	3,554	8.45%	3,598	8.57%
INVALID WRITE-IN VOTES	233	0.55%	-	0.00%
Total Votes	42,079		42,004	
Exhausted by Overvotes	37		38	
Undervotes	5,933		6,007	
Exhausted Ballots	-		-	
Total Ballots Cast	48,049		48,049	

4. MEMBER, BOARD OF SUPERVISORS, DISTRICT 4

Candidates	Round 0		Round 1		Final Round (8)	
	Votes	%	Votes	%	Votes	%
→ GORDON MAR	10,288	36.23%	10,314	36.29%	13,255	56.84%
JESSICA HO	7,423	26.14%	7,444	26.19%	10,065	43.16%
TREVOR MCNEIL	3,479	12.25%	3,490	12.28%		
ARTHUR TOM	2,435	8.57%	2,441	8.59%		
LOU ANN BASSAN	2,169	7.64%	2,183	7.68%		
MIKE MURPHY	1,176	4.14%	1,182	4.16%		
TUAN NGUYEN	848	2.99%	853	3.00%		
ADAM KIM	511	1.80%	515	1.81%		
INVALID WRITE-IN VOTES	68	0.24%	-	0.00%		
Total Votes	28,397		28,422		23,320	
Exhausted by Overvotes	175		176		200	
Undervotes	2,840		2,814		2,814	
Exhausted	-		-		5,078	
Total Ballots Cast	31,412		31,412		31,412	

## 2. PUBLIC DEFENDER

Candidates	Round 0		Round 1	
	Votes	%	Votes	%
→ JEFF ADACHI	286,688	98.40%	292,864	100.00%
INVALID WRITE-IN VOTES	4,670	1.60%	-	0.00%
Total Votes	291,358		292,864	
Exhausted by Overvotes	70		83	
Undervotes	77,150		75,631	
Exhausted Ballots	-		-	
Total Ballots Cast	368,578		368,578	

## 3. MEMBER, BOARD OF SUPERVISORS, DISTRICT 2

Candidates	Round 0		Round 1		Final Round (4)	
	Votes	%	Votes	%	Votes	%
→ CATHERINE STEFANI	14,378	40.71%	14,415	40.82%	17,340	51.91%
NICK JOSEFOWITZ	13,617	38.56%	13,644	38.64%	16,061	48.09%
SCHUYLER HUDAK	4,132	11.70%	4,145	11.74%		
JOHN DENNIS	3,095	8.76%	3,108	8.80%		
INVALID WRITE-IN VOTES	93	0.26%	-	0.00%		
Total Votes	35,315		35,312		33,401	
Exhausted by Overvotes	76		79		97	
Undervotes	4,515		4,515		4,515	
Exhausted	-		-		1,893	
Total Ballots Cast	39,906		39,906		39,906	



## D. CITY OFFICES

I certify the results for the following **CITY OFFICES**:

For the ranked-choice voting contests for Assessor-Recorder, Public Defender, Member, Board of Supervisors in Supervisorial Districts 2, 4, 6, 8, and 10, the following tables provide "Round 0" totals for every contest, which represent how voters marked their ballots before the application of the ranked-choice voting method. Each contest also lists vote totals from "Round 1," which represents the number of first-choice selections after the advancement of second- and third-choice selections. In Round 1, second- and third-choice selections advance whenever preceding choices are blank (undervoted) or contain invalid write-in votes for unqualified candidates.

For those contests in which no candidate received a majority of votes in Round 1, and which required the elimination of candidates and the transfer of votes to remaining candidates, the ranked-choice voting method is applied. For these contests, the totals from the final round — reflecting the totals after all votes from eliminated candidates were transferred to the two remaining candidates with the most votes — are indicated to the right of the Round 1 totals. The number of passes required to reach two remaining candidates is noted in parentheses.

### 1. ASSESSOR-RECORDER

Candidates	Round 0		Round 1	
	Votes	%	Votes	%
→ CARMEN CHU	235,187	74.40%	236,697	74.63%
PAUL BELLAR	79,674	25.20%	80,479	25.37%
INVALID WRITE-IN VOTES	1,255	0.40%	-	0.00%
Total Votes	316,116		317,176	
Exhausted by Overvotes	411		428	
Undervotes	52,051		50,974	
Exhausted Ballots	-		-	
Total Ballots Cast	368,578		368,578	

## 2. MEMBERS, COMMUNITY COLLEGE BOARD\*

Candidates	Vote Totals	% of Votes
→ BRIGITTE DAVILA	187,792	29.91%
→ THEA SELBY	184,956	29.46%
→ JOHN RIZZO	151,356	24.11%
VICTOR OLIVIERI	101,368	16.15%
INVALID WRITE-IN VOTES	2,373	0.38%
Total Votes Cast	627,845	
Undervotes	487,621	
Overvotes	2,760	
Total Ballots Cast	1,118,226	

\*Three open offices

## 3. DIRECTOR, BAY AREA RAPID TRANSIT (BART), DISTRICT 8

Candidates	Vote Totals	% of Votes
→ JANICE LI	39,997	32.05%
EVA I. CHAO	24,525	19.65%
MELANIE NUTTER	23,659	18.96%
BRIAN J. LARKIN	16,527	13.24%
JONATHAN LYENS	14,688	11.77%
WILLIAM WALKER	5,070	4.06%
INVALID WRITE-IN VOTES	343	0.27%
Total Votes Cast	124,809	
Undervotes	39,920	
Overvotes	1,610	
Total Ballots Cast	166,339	

### C. DISTRICT OFFICES

I certify the results for the following DISTRICT OFFICES:

#### 1. MEMBERS, BOARD OF EDUCATION\*

Candidates	Vote Totals	% of Votes
→ ALISON COLLINS	122,865	15.02%
→ GABRIELA LÓPEZ	112,299	13.73%
→ FAAUUGA MOLIGA	107,989	13.20%
PHIL KIM	76,017	9.29%
MICHELLE PARKER	65,740	8.04%
LI MIAO LOVETT	61,412	7.51%
JOHN TRASVIÑA	46,601	5.70%
ALIDA FISHER	37,735	4.61%
MONICA CHINCHILLA	34,193	4.18%
LENETTE THOMPSON	30,496	3.73%
JOSEPHINE ZHAO	27,761	3.39%
MIA SATYA	17,540	2.14%
PAUL KANGAS	13,967	1.71%
DARRON A. PADILLA	12,950	1.58%
MARTIN RAWLINGS-FEIN	12,439	1.52%
CONNOR KRONE	12,251	1.50%
ROGER SINASOHN	12,018	1.47%
LEX LEIFHEIT	9,605	1.17%
PHILLIP MARCEL HOUSE	2,491	0.30%
INVALID WRITE-IN VOTES	1,551	0.19%
Total Votes Cast	817,920	
Undervotes	282,075	
Overvotes	16,041	
Total Ballots Cast	1,116,036	

\*Three open offices

## 7. PRESIDING JUSTICE, COURT OF APPEAL, DISTRICT 1, DIVISION 5

Shall the Justice be elected for the term provided by law?

BARBARA JONES	Vote Totals	% of Votes
→ Yes	200,164	88.94%
No	24,889	11.06%
Total Votes	225,053	
Undervotes	147,640	
Overvotes	49	
Total Ballots Cast	372,742	

## 8. STATE SUPERINTENDENT OF PUBLIC INSTRUCTION

Candidates	Vote Totals	% of Votes
→ TONY K. THURMOND	191,332	65.71%
MARSHALL TUCK	97,777	33.58%
INVALID WRITE-IN VOTES	2,071	0.71%
Total Votes Cast	291,180	
Undervotes	80,051	
Overvotes	1,511	
Total Ballots Cast	372,742	

### 5. PRESIDING JUSTICE, COURT OF APPEAL, DISTRICT 1, DIVISION 3

Shall the Justice be elected for the term provided by law?

PETER JOHN SIGGINS		Vote Totals	% of Votes
→	Yes	185,727	83.74%
	No	36,070	16.26%
	Total Votes	221,797	
	Undervotes	150,859	
	Overvotes	168	
	Total Ballots Cast	372,824	

### 6. ASSOCIATE JUSTICES, COURT OF APPEAL, DISTRICT 1, DIVISION 4

Shall the Justice be elected for the term provided by law?

JON B. STREETER		Vote Totals	% of Votes
→	Yes	185,425	84.18%
	No	34,850	15.82%
	Total Votes	220,275	
	Undervotes	152,378	
	Overvotes	89	
	Total Ballots Cast	372,742	

Shall the Justice be elected for the term provided by law?

ALISON M. TUCHER		Vote Totals	% of Votes
→	Yes	197,903	88.51%
	No	25,688	11.49%
	Total Votes	223,591	
	Undervotes	149,000	
	Overvotes	151	
	Total Ballots Cast	372,742	

### 3. ASSOCIATE JUSTICE, COURT OF APPEAL, DISTRICT 1, DIVISION 1

Shall the Justice be elected for the term provided by law?

<b>SANDRA MARGULIES</b>	<b>Vote Totals</b>	<b>% of Votes</b>
→ Yes	159,187	69.49%
No	69,907	30.51%
<b>Total Votes</b>	<b>229,094</b>	
<b>Undervotes</b>	<b>143,534</b>	
<b>Overvotes</b>	<b>114</b>	
<b>Total Ballots Cast</b>	<b>372,742</b>	

### 4. ASSOCIATE JUSTICES, COURT OF APPEAL, DISTRICT 1, DIVISION 2

Shall the Justice be elected for the term provided by law?

<b>JAMES A. RICHMAN</b>	<b>Vote Totals</b>	<b>% of Votes</b>
→ Yes	137,706	62.07%
No	84,144	37.93%
<b>Total Votes</b>	<b>221,850</b>	
<b>Undervotes</b>	<b>150,802</b>	
<b>Overvotes</b>	<b>90</b>	
<b>Total Ballots Cast</b>	<b>372,742</b>	

Shall the Justice be elected for the term provided by law?

<b>MARLA MILLER</b>	<b>Vote Totals</b>	<b>% of Votes</b>
→ Yes	156,312	69.68%
No	68,021	30.32%
<b>Total Votes</b>	<b>224,333</b>	
<b>Undervotes</b>	<b>148,241</b>	
<b>Overvotes</b>	<b>168</b>	
<b>Total Ballots Cast</b>	<b>372,742</b>	

## **B. NONPARTISAN OFFICES**

I certify the results for the following **NONPARTISAN OFFICES**:

### **1. ASSOCIATE JUSTICES OF THE SUPREME COURT**

Shall the Justice be elected for the term provided by law?

<b>CAROL A. CORRIGAN</b>	<b>Vote Totals</b>	<b>% of Votes</b>
→ Yes	148,219	61.95%
No	91,024	38.05%
<b>Total Votes</b>	<b>239,243</b>	
<b>Undervotes</b>	<b>133,261</b>	
<b>Overvotes</b>	<b>238</b>	
<b>Total Ballots Cast</b>	<b>372,742</b>	

Shall the Justice be elected for the term provided by law?

<b>LEONDRA R. KRUGER</b>	<b>Vote Totals</b>	<b>% of Votes</b>
→ Yes	205,510	87.52%
No	29,316	12.48%
<b>Total Votes</b>	<b>234,826</b>	
<b>Undervotes</b>	<b>137,808</b>	
<b>Overvotes</b>	<b>108</b>	
<b>Total Ballots Cast</b>	<b>372,742</b>	

### **2. PRESIDING JUSTICE, COURT OF APPEAL, DISTRICT 1, DIVISION 1**

Shall the Justice be elected for the term provided by law?

<b>JAMES M. HUMES</b>	<b>Vote Totals</b>	<b>% of Votes</b>
→ Yes	191,112	84.39%
No	35,350	15.61%
<b>Total Votes</b>	<b>226,462</b>	
<b>Undervotes</b>	<b>146,150</b>	
<b>Overvotes</b>	<b>130</b>	
<b>Total Ballots Cast</b>	<b>372,742</b>	

**13. STATE ASSEMBLY MEMBER, DISTRICT 17**

Candidates	Vote Totals	% of Votes
→ DAVID CHIU	140,381	75.53%
ALEJANDRO FERNANDEZ	45,483	24.47%
Total Votes	185,864	
Undervotes	28,709	
Overvotes	192	
Total Ballots Cast	214,765	

**14. STATE ASSEMBLY MEMBER, DISTRICT 19**

Candidates	Vote Totals	% of Votes
→ PHIL TING	125,804	84.41%
KEITH BOGDON	23,238	15.59%
Total Votes	149,042	
Undervotes	8,898	
Overvotes	37	
Total Ballots Cast	157,977	



10. UNITED STATES REPRESENTATIVE, DISTRICT 12

Candidates	Vote Totals	% of Votes
→ NANCY PELOSI	275,292	86.82%
LISA REMMER	41,780	13.18%
Total Votes Cast	317,072	
Undervotes	15,225	
Overvotes	107	
Total Ballots Cast	332,404	

11. UNITED STATES REPRESENTATIVE, DISTRICT 13

*There are no registered San Francisco voters in this district.*

Candidates	Vote Totals
BARBARA LEE	0
LAURA WELLS	0
Total Votes Cast	0
Undervotes	0
Overvotes	0
Total Ballots Cast	0

12. UNITED STATES REPRESENTATIVE, DISTRICT 14

Candidates	Vote Totals	% of Votes
→ JACKIE SPEIER	31,632	82.98%
CRISTINA OSMEÑA	6,487	17.02%
Total Votes Cast	38,119	
Undervotes	2,111	
Overvotes	8	
Total Ballots Cast	40,238	

## 7. INSURANCE COMMISSIONER

Candidates	Vote Totals	% of Votes
→ RICARDO LARA	235,299	69.68%
STEVE POIZNER	102,364	30.32%
Total Votes Cast	337,663	
Undervotes	34,922	
Overvotes	157	
Total Ballots Cast	372,742	

## 8. BOARD OF EQUALIZATION MEMBER, DISTRICT 2

Candidates	Vote Totals	% of Votes
→ MALIA COHEN	292,973	85.98%
MARK BURNS	47,753	14.02%
Total Votes Cast	340,726	
Undervotes	31,941	
Overvotes	75	
Total Ballots Cast	372,742	

## 9. UNITED STATES SENATOR

Candidates	Vote Totals	% of Votes
→ DIANNE FEINSTEIN	226,167	64.23%
KEVIN DE LEON	125,954	35.77%
Total Votes Cast	352,121	
Undervotes	20,247	
Overvotes	374	
Total Ballots Cast	372,742	

#### 4. STATE CONTROLLER

Candidates	Vote Totals	% of Votes
→ BETTY T. YEE	311,559	87.87%
KONSTANTINOS RODITIS	43,021	12.13%
Total Votes Cast	354,580	
Undervotes	18,077	
Overvotes	85	
Total Ballots Cast	372,742	

#### 5. STATE TREASURER

Candidates	Vote Totals	% of Votes
→ FIONA MA	306,998	87.04%
GREG CONLON	45,699	12.96%
Total Votes Cast	352,697	
Undervotes	19,947	
Overvotes	98	
Total Ballots Cast	372,742	

#### 6. ATTORNEY GENERAL

Candidates	Vote Totals	% of Votes
→ XAVIER BECERRA	305,501	86.65%
STEVEN C. BAILEY	47,070	13.35%
Total Votes Cast	352,571	
Undervotes	20,077	
Overvotes	94	
Total Ballots Cast	372,742	

## A. VOTER-NOMINATED OFFICES

I certify the results for the following **VOTER-NOMINATED OFFICES**:

### 1. GOVERNOR

Candidates	Vote Totals	% of Votes
→ GAVIN NEWSOM	312,181	86.39%
JOHN H. COX	49,181	13.61%
Total Votes Cast	361,362	
Undervotes	11,236	
Overvotes	144	
Total Ballots Cast	372,742	

### 2. LIEUTENANT GOVERNOR

Candidates	Vote Totals	% of Votes
→ ELENI KOUNALAKIS	172,741	52.91%
ED HERNANDEZ	153,733	47.09%
Total Votes Cast	326,474	
Undervotes	45,920	
Overvotes	348	
Total Ballots Cast	372,742	

### 3. SECRETARY OF STATE

Candidates	Vote Totals	% of Votes
→ ALEX PADILLA	309,367	87.66%
MARK P. MEUSER	43,538	12.34%
Total Votes Cast	352,905	
Undervotes	19,728	
Overvotes	109	
Total Ballots Cast	372,742	

**List of SHA-512 Hash Values for Certified Results Reports  
Statement of the Results  
Consolidated General Election, November 6, 2018**

This list represents the various certified results reports the Department of Elections issued for the November 6, 2018, Consolidated General Election. The file names for each report are listed numerically, and underneath each file name is the SHA-512 cryptographic hash value applicable to each file. All reports are posted on the Department's website: [www.sfelections.org/results](http://www.sfelections.org/results)

1. "Summary – TXT," lists a summary of votes cast by contest, using a text file format.

**Hash value:**

7AAD0877B2E0AF9D22E498F6AC1506BE8A146818C434E07D30FE558E60EC4EAD22D18989D  
9EAC264E7FD39D57FA48D841A6672FFD255FD51FE35E937C406BCF8

2. "Summary – PDF," lists a summary of votes cast by contest, using a PDF format.

**Hash value:**

0018EBEDCF03144EF76D36C0032D74E80653DD02E39A5E3DB2FE807B81059846858083A38F  
7D92755F526C0E5CF80FF8091D2AC5F14E7FCE4EF0832B7074F440

3. "SOV – PDF," lists votes cast in each precinct and for each contest, using a PDF format.

**Hash value:**

3975343BE803C511151A1F73156EE8ACD29683D39F87061B4DB19D32B5B0E6ED7364A7907A  
04BF1D13EB4452F94C94CC9AC2C340E1A98CA36476B892195EC838

4. "SOV – Excel," lists votes cast in each precinct and for each contest, using Microsoft Excel worksheets.

**Hash value:**

FFEB0884790EF732B980AD94D9E62267AE7B6CA773FD62CF9B1448C9352C5DE3B51BE5E77  
8D1AE2039B9DEE6D91CB1390D9A62A9AB1474076766966680DA810E

5. "SOV – TSV," lists votes cast in each precinct and for each contest, using tab separated values.

**Hash value:**

2FB601C74451E0A0DB4CD81FE90E05BF279C076B467BC9913E425F3573431756AAF6AD813D  
B4E5170FDF2F803E082F3F18864579F6D0A18425611A14E29DF68A

6. "SOV – RAW," lists votes cast in each precinct and for each contest, using a text file format.

List of SHA-512 Hash Values for Certified Results Reports  
Statement of the Results  
Consolidated General Election, November 6, 2018

Hash value:

99CE99E81F71066788C92231370D79E1C029EBF76578AEA20AE349557DA7B253D9D80981AE  
299762B12E8A1C09F5A38AE6F754A2E16A13EFE745FE9D52FE0B65

7. "Assessor-Recorder – Chart," displays total votes cast in ranked-choice voting contest and elimination of candidates and transfer of remaining votes to next ranked candidates in HTML table format.

Hash value:

858C0AA8066CFE6C876E58178A2ED27EFD FEC2B2CDC7A22A00AF5C188485BC5909881F073  
2653F2B35E49498C46753A09E11F851DE8418BB48976B64F28C09F4

8. "Assessor-Recorder – Report," lists the ranked-choice voting pass report in a PDF file.

Hash value:

B72149171FAA77420FFB17B20BC399F862B058B69E83957271AAA426F969EF3F10100D1E640  
89E7919E86E3A8661F67ED96B677696AE2689966C6324DA997E4F

9. "Assessor-Recorder – Excel," lists the ranked-choice voting pass report in Excel worksheet format.

Hash value:

43D612DD19784EC4E92E6A7E634AFDBB87FF6DF37DA9B476805CE6C1BC15A599E11CBCF6  
7BCCB9B3158713466C6767CDFD98A879581CCD7E6D161007409989E8

10. "Public Defender – Chart," displays total votes cast in ranked-choice voting contest and elimination of candidates and transfer of remaining votes to next ranked candidates in HTML table format.

Hash value:

A321C1CC33A3E296ACE4AD0C46BE9ED9C5F42FECB1F7CD482B0646D5692CB3D34295B05C  
5D8BBFE3F56277603A5A6E1A9B5DA5DCD398ADDA460755401F75CDAF

11. "Public Defender – Report," lists the ranked-choice voting pass report in a PDF file.

Hash value:

2D81CBC657B52AB552B02BECDA49282EDE5A970F824B3464D58323253269AF593F634BCA03  
C574CE280D01C47292B286F02545080CC684C5DC0FC241B00F2C62

List of SHA-512 Hash Values for Certified Results Reports  
Statement of the Results  
Consolidated General Election, November 6, 2018

12. "Public Defender – Excel," lists the ranked-choice voting pass report in Excel worksheet format.

Hash value:

4646CA62BA4B25EEA17390A5B083C9D29A8E7A4ACC9989C8186FF9720966FB50E3AAA9E52  
A42FEA4B8ABD47D7B89C9DF260CEB9835A0072705BAAB4A9AEA1A01

13. "Board of Supervisors, District 2 – Chart," displays total votes cast in ranked-choice voting contest and elimination of candidates and transfer of remaining votes to next ranked candidates in HTML table format.

Hash value:

9F6F7C7542A54CDBBFF645BF2D60CC13C008D8DFC70B3F7B6E288785D3BC2C7141D1A9BF  
0663788E70BB47651D74BA879E08879247E7D58EB2B38672528B7ABE

14. "Board of Supervisors, District 2 – Report," lists the ranked-choice voting pass report in a PDF file.

Hash value:

3357C7F6D1D820308ACE3E100A960A86369684CE4951AA1A243603C7464EE138DEE46D0A08  
14667A1D8A6E790F10E9CB5CC84B7FDA07133CF80283863C2478A5

15. "Board of Supervisors, District 2 – Excel," lists the ranked-choice voting pass report in Excel worksheet format.

Hash value:

DB2F90162CE29CB794F5E80CF3D79B213C2CF39E450374171BFB025B7B09F1B27571C7F74F  
43D2A132F8070CF37A9CE1B4AAD5C5CF6DC66B444E361507B66CCA

16. "Board of Supervisors, District 4 – Chart," displays total votes cast in ranked-choice voting contest and elimination of candidates and transfer of remaining votes to next ranked candidates in HTML table format.

Hash value:

7970F2915245F49B632256B65B29538076A5A8EA25353E21D2BBB95EDBEFFD1E497F5CD66B  
25CCC32C3C2A709675B5F2B67731F20530DAC460F77819599CF0C9

17. "Board of Supervisors, District 4 – Report," lists the ranked-choice voting pass report in a PDF file.

**List of SHA-512 Hash Values for Certified Results Reports  
Statement of the Results  
Consolidated General Election, November 6, 2018**

**Hash value:**

81DCB53039F433F31021A24A6D19F09ADAC3FF3F42E1F1F54DD2DC19B8E8A94ED922C98E8  
2B203C1B653EB9BF25F870DBAFF0DEDD1312A27A3737AD0A3C58376

18. **"Board of Supervisors, District 4 – Excel,"** lists the ranked-choice voting pass report in Excel worksheet format.

**Hash value:**

4B4676A7EC75C1D6D2CED7C471F30FE3C12BDB9D27D606209BD966E1F366A2DAF0F77870A  
C39F78F69D52C96D5CAA404BEF348B6CABFD04788C83056D1A87508

19. **"Board of Supervisors, District 6 – Chart,"** displays total votes cast in ranked-choice voting contest and elimination of candidates and transfer of remaining votes to next ranked candidates in HTML table format.

**Hash value:**

5BC2A57720F65E0172BF8D7E6393F573BADA98D1659A0282C1089807FD09F7BF17A37798436  
33343C5D567AC5124E4C523FD8F8E487102D50DF90AAE9A5F2F6F

20. **"Board of Supervisors, District 6 – Report,"** lists the ranked-choice voting pass report in a PDF file.

**Hash value:**

64BBD15BF6349277972EEA0AE4625DE0C509C1DCEB1F835388D0300189FFC3622F3BD91AD  
FDC38041F36E2D92792D7A1DA4CB64168331FA04CCAA8813216D457

21. **"Board of Supervisors, District 6 – Excel,"** lists the ranked-choice voting pass report in Excel worksheet format.

**Hash value:**

5FB1CC8A867A78A2B4428FF4CD14D7920ED3BB17A4BC644C1DF5EDA08F03853E142A1FCA  
15C702A139EFE2A65687E0ACB3F40868CDC124CFAB6B3D461D569323

22. **"Board of Supervisors, District 8 – Chart,"** displays total votes cast in ranked-choice voting contest and elimination of candidates and transfer of remaining votes to next ranked candidates in HTML table format.



List of SHA-512 Hash Values for Certified Results Reports  
Statement of the Results  
Consolidated General Election, November 6, 2018

Hash value:

AD3ABF08B6778B125FBD07FB4BFC543571444E613D19AFCA5A54920DA39202512FF57D5463  
056BEBB97C10164AF10379A209EB72AB8AF6DBD3DD1D514E7B9597

23. "Board of Supervisors, District 8 – Report," lists the ranked-choice voting pass report in a PDF file.

Hash value:

31A62739CE657C72746948E4B2239D289BB835B674DDEBF4D2BEE096E2EE94269F288D7429  
321FCBE4BA365414D9893D2E47E96C0FCA2B9DB2096D844636358E

24. "Board of Supervisors, District 8 – Excel," lists the ranked-choice voting pass report in Excel worksheet format.

Hash value:

BAAA14D2A808453721B3BB889CA3F76C67BF5B5327E460CE9C56C1558DBB60B51C85F8250  
7E6CDD7ACDCECC4514FBD52028CF02BA6097A9C3EC9A09864B4CB0F

25. "Board of Supervisors, District 10 – Chart," displays total votes cast in ranked-choice voting contest and elimination of candidates and transfer of remaining votes to next ranked candidates in HTML table format.

Hash value:

2DA33166B7383F0EEA29A71E47474C3606E5DDBA050B729DCAC144D32622FC02840B535B9  
CDB546C4AAAC3ECB25FD64951196728599D7D88C8FFBCECEB092961

26. "Board of Supervisors, District 10 – Report," lists the ranked-choice voting pass report in a PDF file.

Hash value:

2C253984039052E7EEE56FDA6D345A5F164FC023DA0EA10BE2CBE08A922664D52C2F5F7649  
30DDC8C2CEBC53B3D95F4AA1A1DBC8F58B5CF4F8B06CB2ACD434D9

27. "Board of Supervisors, District 10 – Excel," lists the ranked-choice voting pass report in Excel worksheet format.

Hash value:

76A8C4AAC586EB2D3965B60042579A83DEA0FBC843819EB0A4B2E6F3EDA15EA4208C5EDC  
EEB2185DFB88BBE6DA889AF7E7887633F0EB12FEEF501613EA142A8A

List of SHA-512 Hash Values for Certified Results Reports  
Statement of the Results  
Consolidated General Election, November 6, 2018

28. "Assessor-Recorder - Ballot Image," lists votes cast on each ballot card that included a ranked-choice voting contest.

Hash value:

DD54F1A9875141BE33EB1F68BED1431D6D8ADA887D1C93B21F5FF3C716A205416E5485AA0F  
A35406ED37C3D8889B4A32A946991EE3E50D33FB4E8BB9309A3874

29. "Public Defender - Ballot Image," lists votes cast on each ballot card that included a ranked-choice voting contest.

Hash value:

4625A70AC9FF8B2A6D32F739CD6C0AB199D38ECF5A510D6B4748461909BDB2F48F14C1E682  
13EF0F95391C315C7A2272CA1EEE2BC18B4D843EADB771CDF97287

30. "Board of Supervisors, District 2 - Ballot Image," lists votes cast on each ballot card that included a ranked-choice voting contest.

Hash value:

979B836451F118A2EEB7D04B0842DDBF69DAE5496992F1DC9320B7140533387E1380661A9163  
2399A684FA58E71A042734AAFF4032B0AF4C4642BD5DC914DDE5

31. "Board of Supervisors, District 4 - Ballot Image," lists votes cast on each ballot card that included a ranked-choice voting contest.

Hash value:

FB30F24880691DFFAC87BC95670A9D1B55CEE5F57B84638415FE4C3DFF1B6E1E49283DA417  
6B894597F2D33ED3CA01876CA1678D117A1FB8F726B6BB0513C241

32. "Board of Supervisors, District 6 - Ballot Image," lists votes cast on each ballot card that included a ranked-choice voting contest.

Hash value:

D61B50C2EF6F4FB176043E4AC694E77E9BA761A0BB0A111C7AFB7AACF0FD5A8340036391E6  
1A0CCF3A84099E529B71054BFC6015DFD6580EBD09E90032A359E3

List of SHA-512 Hash Values for Certified Results Reports  
Statement of the Results  
Consolidated General Election, November 6, 2018

33. "Board of Supervisors, District 8 - Ballot Image," lists votes cast on each ballot card that included a ranked-choice voting contest.

Hash value:

6F06A581F1F05E43C3449BD0204F5554F1F52E4ADA81B2107786699646765D595A4A79F354B2  
4CF0D7C2ED2BD598116E8E2A9F763A8AF3D24BAC33E91C085EB7

34. "Board of Supervisors, District 10 - Ballot Image," lists votes cast on each ballot card that included a ranked-choice voting contest.

Hash value:

83D40A439D97586ED20BDEC460C1A43EF56B332045F1B36A629BEFAC6438D44ECF032CABB  
AB42DD312F162BB4C2367B5690CCCC81C5E3327036803FF3DBF6970

35. "Master Lookup," provides the key to the data listed in the Ballot Image files.

Hash value:

345EE8DCE9F405286125633D85AB2B0FBD4EFF08E36F768ED7914D716F7850D8FEABF453242  
F2D5C19BBC61AA339A0A9907E9B4272EA436030CBF44C09E10229

36. "Precinct Turnout," lists the total number of votes cast in each precinct, using a text file format.

Hash value:

768B26A4AAB018AC94DA43C7EEA2AE4B6D77AB6C8DCDE9DA56D4BBCF5149B9BFE54E6D4E  
EFE45AFB2832D848E16662269F39ED7DA943A74687E60DEB21FF5732

37. "Neighborhood Turnout – PDF," lists vote totals according to San Francisco's neighborhoods in a PDF file.

Hash value:

A157BD2E9E388173A2FB42CC5724608A742767FA3531B4CA0ECC71ECF481AD954F428387A37  
AA0989B544857F9841E34C6CCB57B07343A229CA3AEBFD1108790

38. "Neighborhood Turnout – Excel," lists the total number of votes cast in each neighborhood in Excel worksheet format.

**List of SHA-512 Hash Values for Certified Results Reports  
Statement of the Results  
Consolidated General Election, November 6, 2018**

**Hash value:**

C0F9F490FCBA935AADED9A451F688AB6A7DFAF357D6D7F25B8D1100772F2E11CD289421A3  
C34DB760BD36D9B507A5D92354EBDFF5A1751B10BD3C2D8BB09811D

39. **"SHA-512.csv,"** provides a list of all hashed election results files in a comma-separated values format.

**Hash value:**

DEB618778CF25AC082EA2B438EDF2056AE7DBA71AB26A7B0C63E07DB09BBB24087E3D6BCB  
FF8B2DBB2A378CF0B24F449C7FBFDAB198BDA9B9D94F0AC3D786101

40. **"Vote-by-Mail Status Report,"** lists the disposition of the vote-by-mail ballots the Department received.

**Hash value:**

994FCB8AABC63B01B340A1BB315BD8E86DE303AFA6E4838B45588880E3374D5E3113F6501B9  
5EBD6271396BF80DD78D7076FC4A8ACE71E7829B63663E3D425F3

41. **"Provisional Ballot Status Report,"** lists the disposition of the provisional ballots the Department received.

**Hash value:**

934D90A7B66D57CAAD8EA9CA31DAB2619A35FF59EBB4FDD9F9A94D9B62CE84EC5D5CEE1  
261B83451A18CA85C3987371FBBE2265AB0197CC698CF41D48ABDD1D

42. **"Conditional Voter Registration Report,"** lists the disposition of the ballots cast during the Conditional Voter Registration period.

**Hash value:**

1F5346706A4E2EBC61D2A68A5F13516C358E2F03E4EEDAE046735D7930ED1A859FDBFD45D6  
8B0F1C7A4FA1A6D4199406A2AC3266CD8ED6C935A27AB2FB4D9086

## Ranked Choice Voting Results Table

Contest: Board of Supervisors, District 2  
Load Type: Complete

	Round 1			Round 2			Round 3			Round 4		
	Votes	%	Transfer	Votes	%	Transfer	Votes	%	Transfer	Votes	%	Transfer
NICK JOSEFOWITZ	13644	38.64%	0	13644	38.64%	+698	14342	41.83%	+1719	16061	48.09%	0
JOHN DENNIS	3108	8.80%	0	3108	8.80%	-3108	0	0.00%	0	0	0.00%	0
SCHUYLER HUDAK	4145	11.74%	0	4145	11.74%	+793	4938	14.40%	-4938	0	0.00%	0
CATHERINE STÉFANI	14415	40.82%	0	14415	40.82%	+594	15009	43.77%	+2331	17340	51.91%	0
WRITE-IN	0	0.00%	0	0	0.00%	0	0	0.00%	0	0	0.00%	0
Exhausted by Over Votes	79		0	79		+5	84		+13	97		0
Under Votes	4515		0	4515		0	4515		0	4515		0
Exhausted Ballots	0		0	0		+1018	1018		+875	1893		0
Continuing Ballots	35312	100.00%		35312	100.00%		34289	100.00%		33401	100.00%	
TOTAL	39906		0	39906		0	39906		0	39906		0
REMARKS	*Tie resolved in accordance with election law.											

2207



---

**RCV Results Report**

Customer Name:	The City and County of San Francisco	Election Date:	11/6/2018
Election Name:	SFC_20181106_E	Run Date:	11/27/2018
Contest:	Board of Supervisors, District 2	Load Type:	Complete

---

Run Id: 143 - Pass 0

Pass Number: 0

**Final State**

Candidate	Votes	% Vote
NICK JOSEFOWITZ	13644	38.64%
JOHN DENNIS	3108	8.80%
SCHUYLER HUDAK	4145	11.74%
CATHERINE STEFANI	14415	40.82%
WRITE-IN	0	0.00%

Continuing Ballots 35312

Exhausted by Over Votes 79

Under Votes 4515

Exhausted Ballots 0

Total Ballots 39906

### RCV Results Report

Customer Name: The City and County of San Francisco Election Date: 11/6/2018  
Election Name: SFC\_20181106\_E Run Date: 11/27/2018  
Contest: Board of Supervisors, District 2 Load Type: Complete

Run Id: 143 - Pass 1

Pass Number: 1

Initial State		
Candidate	Votes	% Vote
NICK JOSEFOWITZ	13644	38.64%
JOHN DENNIS	3108	8.80%
SCHUYLER HUDAK	4145	11.74%
CATHERINE STEFANI	14415	40.82%
WRITE-IN	0	0.00%
Continuing Ballots	35312	
Exhausted by Over Votes	79	
Under Votes	4515	
Exhausted Ballots	0	
Total Ballots	39906	

Eliminated Candidates - Pass 1	
Candidate	Votes
WRITE-IN	0



**Final State**

Candidate	Votes	% Vote
NICK JOSEFOWITZ	13644	38.64%
JOHN DENNIS	3108	8.80%
SCHUYLER HUDAK	4145	11.74%
CATHERINE STEFANI	14415	40.82%
WRITE-IN	0	0.00%
Eliminated in pass 1.	0	
Continuing Ballots	35312	
Exhausted by Over Votes	79	
Under Votes	4515	
Exhausted Ballots	0	
Total Ballots	39906	

### RCV Results Report

Customer Name:	The City and County of San Francisco	Election Date:	11/6/2018
Election Name:	SFC_20181106_E	Run Date:	11/27/2018
Contest:	Board of Supervisors, District 2	Load Type:	Complete

Run Id: 143 - Pass 2

Pass Number: 2

#### Initial State

Candidate	Votes	% Vote
NICK JOSEFOWITZ	13644	38.64%
JOHN DENNIS	3108	8.80%
SCHUYLER HUDAK	4145	11.74%
CATHERINE STEFANI	14415	40.82%
WRITE-IN	Eliminated in pass 1.	0
	Continuing Ballots	35312
Exhausted by Over Votes	79	
Under Votes	4515	
Exhausted Ballots	0	
Total Ballots	39906	

#### Eliminated Candidates - Pass

2

Candidate	Votes
JOHN DENNIS	3108

#### Vote Changes - Pass

2

From	To	Exhausted	Transferred
JOHN DENNIS	Exhausted Ballots	1018	0
JOHN DENNIS	Over Votes	5	0
JOHN DENNIS	CATHERINE STEFANI	0	594
JOHN DENNIS	NICK JOSEFOWITZ	0	698
JOHN DENNIS	SCHUYLER HUDAK	0	793
	Total	1023	2085

Final State			
Candidate		Votes	% Vote
NICK JOSEFOWITZ		14342	41.83%
JOHN DENNIS	Eliminated in pass 2.	0	0.00%
SCHUYLER HUDAK		4938	14.40%
CATHERINE STEFANI		15009	43.77%
WRITE-IN	Eliminated in pass 1.	0	0.00%
	Continuing Ballots	34289	
Exhausted by Over Votes		84	
Under Votes		4515	
Exhausted Ballots		1018	
	Total Ballots	39906	

### RCV Results Report

Customer Name: The City and County of San Francisco Election Date: 11/6/2018  
Election Name: SFC\_20181106\_E Run Date: 11/27/2018  
Contest: Board of Supervisors, District 2 Load Type: Complete

Run Id: 143 - Pass 3

Pass Number: 3

#### Initial State

Candidate		Votes	% Vote
NICK JOSEFOWITZ		14342	41.83%
JOHN DENNIS	Eliminated in pass 2.	0	0.00%
SCHUYLER HUDAK		4938	14.40%
CATHERINE STEFANI		15009	43.77%
WRITE-IN	Eliminated in pass 1.	0	0.00%
	Continuing Ballots	34289	
Exhausted by Over Votes		84	
Under Votes		4515	
Exhausted Ballots		1018	
	Total Ballots	39906	

#### Eliminated Candidates - Pass 3

Candidate	Votes
SCHUYLER HUDAK	4938

#### Vote Changes - Pass 3

From	To	Exhausted	Transferred
SCHUYLER HUDAK	Exhausted Ballots	875	0
SCHUYLER HUDAK	Over Votes	13	0
SCHUYLER HUDAK	CATHERINE STEFANI	0	2331
SCHUYLER HUDAK	NICK JOSEFOWITZ	0	1719
	Total	888	4050

Final State			
Candidate		Votes	% Vote
NICK JOSEFOWITZ		16061	48.09%
JOHN DENNIS	Eliminated in pass 2.	0	0.00%
SCHUYLER HUDAK	Eliminated in pass 3.	0	0.00%
CATHERINE STEFANI	<b>** WINNER **</b>	17340	51.91%
WRITE-IN	Eliminated in pass 1.	0	0.00%
	<b>Continuing Ballots</b>	<b>33401</b>	
Exhausted by Over Votes		97	
Under Votes		4515	
Exhausted Ballots		1893	
	<b>Total Ballots</b>	<b>39906</b>	

# Ranked Choice Voting Results Table

Contest: Board of Supervisors, District 2  
Load Type: Complete

	Round 1			Round 2			Round 3			Round 4		
	Votes	%	Transfer	Votes	%	Transfer	Votes	%	Transfer	Votes	%	Transfer
NICK JOSEFOWITZ	13644	38.64%	0	13644	38.64%	+698	14342	41.83%	+1719	16061	48.09%	0
JOHN DENNIS	3108	8.80%	0	3108	8.80%	-3108	0	0.00%	0	0	0.00%	0
SCHUYLER HUDAK	4145	11.74%	0	4145	11.74%	+793	4938	14.40%	-4938	0	0.00%	0
CATHERINE STEFANI	14415	40.82%	0	14415	40.82%	+594	15009	43.77%	+2331	17340	51.91%	0
WRITE-IN	0	0.00%	0	0	0.00%	0	0	0.00%	0	0	0.00%	0
Exhausted by Over Votes	79		0	79		+5	84		+13	97		0
Under Votes	4515		0	4515		0	4515		0	4515		0
Exhausted Ballots	0		0	0		+1018	1018		+875	1893		0
Continuing Ballots	35312	100.00%		35312	100.00%		34289	100.00%		33401	100.00%	
TOTAL	39906		0	39906		0	39906		0	39906		0
REMARKS	*Tie resolved in accordance with election law.											

2216



---

**RCV Results Report**

Customer Name:	The City and County of San Francisco	Election Date:	11/6/2018
Election Name:	SFC_20181106_E	Run Date:	11/27/2018
Contest:	Board of Supervisors, District 2	Load Type:	Complete

---

Run Id: 143 - Pass 0

Pass Number: 0

**Final State**

Candidate	Votes	% Vote
NICK JOSEFOWITZ	13644	38.64%
JOHN DENNIS	3108	8.80%
SCHUYLER HUDAK	4145	11.74%
CATHERINE STEFANI	14415	40.82%
WRITE-IN	0	0.00%
Continuing Ballots	35312	
Exhausted by Over Votes	79	
Under Votes	4515	
Exhausted Ballots	0	
Total Ballots	39906	



### RCV Results Report

Customer Name: The City and County of San Francisco Election Date: 11/6/2018  
Election Name: SFC\_20181106\_E Run Date: 11/27/2018  
Contest: Board of Supervisors, District 2 Load Type: Complete

Run Id: 143 - Pass 1

Pass Number: 1

Initial State		
Candidate	Votes	% Vote
NICK JOSEFOWITZ	13644	38.64%
JOHN DENNIS	3108	8.80%
SCHUYLER HUDAK	4145	11.74%
CATHERINE STEFANI	14415	40.82%
WRITE-IN	0	0.00%
Continuing Ballots	35312	
Exhausted by Over Votes	79	
Under Votes	4515	
Exhausted Ballots	0	
Total Ballots	39906	

Eliminated Candidates - Pass 1	
Candidate	Votes
WRITE-IN	0

**Final State**

Candidate	Votes	% Vote
NICK JOSEFOWITZ	13644	38.64%
JOHN DENNIS	3108	8.80%
SCHUYLER HUDAK	4145	11.74%
CATHERINE STEFANI	14415	40.82%
WRITE-IN	0	0.00%
Continuing Ballots	35312	
Exhausted by Over Votes	79	
Under Votes	4515	
Exhausted Ballots	0	
Total Ballots	39906	

# RCV Results Report

Customer Name: The City and County of San Francisco Election Date: 11/6/2018  
Election Name: SFC\_20181106\_E Run Date: 11/27/2018  
Contest: Board of Supervisors, District 2 Load Type: Complete

Run Id: 143 - Pass 2

Pass Number: 2

Initial State			
Candidate		Votes	% Vote
NICK JOSEFOWITZ		13644	38.64%
JOHN DENNIS		3108	8.80%
SCHUYLER HUDAK		4145	11.74%
CATHERINE STEFANI		14415	40.82%
WRITE-IN	Eliminated in pass 1.	0	0.00%
	Continuing Ballots	35312	
Exhausted by Over Votes		79	
Under Votes		4515	
Exhausted Ballots		0	
	Total Ballots	39906	

Eliminated Candidates - Pass 2	
Candidate	Votes
JOHN DENNIS	3108

Vote Changes - Pass 2			
From	To	Exhausted	Transferred
JOHN DENNIS	Exhausted Ballots	1018	0
JOHN DENNIS	Over Votes	5	0
JOHN DENNIS	CATHERINE STEFANI	0	594
JOHN DENNIS	NICK JOSEFOWITZ	0	698
JOHN DENNIS	SCHUYLER HUDAK	0	793
	Total	1023	2085

Final State			
Candidate		Votes	% Vote
NICK JOSEFOWITZ		14342	41.83%
JOHN DENNIS	Eliminated in pass 2.	0	0.00%
SCHUYLER HUDAK		4938	14.40%
CATHERINE STEFANI		15009	43.77%
WRITE-IN	Eliminated in pass 1.	0	0.00%
	Continuing Ballots	34289	
Exhausted by Over Votes		84	
Under Votes		4515	
Exhausted Ballots		1018	
	Total Ballots	39906	

### RCV Results Report

Customer Name: The City and County of San Francisco Election Date: 11/6/2018  
Election Name: SFC\_20181106\_E Run Date: 11/27/2018  
Contest: Board of Supervisors, District 2 Load Type: Complete

Run Id: 143 - Pass 3

Pass Number: 3

Initial State			
Candidate		Votes	% Vote
NICK JOSEFOWITZ		14342	41.83%
JOHN DENNIS	Eliminated in pass 2.	0	0.00%
SCHUYLER HUDAK		4938	14.40%
CATHERINE STEFANI		15009	43.77%
WRITE-IN	Eliminated in pass 1.	0	0.00%
	Continuing Ballots	34289	
Exhausted by Over Votes		84	
Under Votes		4515	
Exhausted Ballots		1018	
	Total Ballots	39906	

Eliminated Candidates - Pass 3	
Candidate	Votes
SCHUYLER HUDAK	4938

Vote Changes - Pass 3			
From	To	Exhausted	Transferred
SCHUYLER HUDAK	Exhausted Ballots	875	0
SCHUYLER HUDAK	Over Votes	13	0
SCHUYLER HUDAK	CATHERINE STEFANI	0	2331
SCHUYLER HUDAK	NICK JOSEFOWITZ	0	1719
	Total	888	4050

**Final State**

Candidate		Votes	% Vote
NICK JOSEFOWITZ		16061	48.09%
JOHN DENNIS	Eliminated in pass 2.	0	0.00%
SCHUYLER HUDAK	Eliminated in pass 3.	0	0.00%
CATHERINE STEFANI	<b>** WINNER **</b>	17340	51.91%
WRITE-IN	Eliminated in pass 1.	0	0.00%
	<b>Continuing Ballots</b>	<b>33401</b>	
Exhausted by Over Votes		97	
Under Votes		4515	
Exhausted Ballots		1893	
	<b>Total Ballots</b>	<b>39906</b>	



## Ranked Choice Voting Results Table

Contest: Board of Supervisors, District 4  
Load Type: Complete

	Round 1			Round 2			Round 3			Round 4			Round 5			Round 6			Round 7			Round 8		
	Votes	%	Transfer	Votes	%	Transfer	Votes	%	Transfer	Votes	%	Transfer	Votes	%	Transfer	Votes	%	Transfer	Votes	%	Transfer	Votes	%	Transfer
JESSICA HO	7444	26.19%	0	7444	26.19%	+112	7556	26.65%	+172	7728	27.43%	+130	7858	28.18%	+448	8306	30.65%	+707	9013	34.84%	+1052	10065	43.16%	0
ADAM KIM	515	1.81%	0	515	1.81%	-515	0	0.00%	0	0	0.00%	0	0	0.00%	0	0	0.00%	0	0	0.00%	0	0	0.00%	0
TUAN NGUYEN	853	3.00%	0	853	3.00%	+45	898	3.17%	-898	0	0.00%	0	0	0.00%	0	0	0.00%	0	0	0.00%	0	0	0.00%	0
ARTHUR TOM	2441	8.59%	0	2441	8.59%	+72	2513	8.86%	+107	2620	9.30%	+120	2740	9.83%	+447	3187	11.76%	-3187	0	0.00%	0	0	0.00%	0
TREVOR MCNEIL	3490	12.28%	0	3490	12.28%	+57	3547	12.51%	+136	3683	13.07%	+304	3987	14.30%	+483	4470	16.49%	+585	5055	19.54%	-5055	0	0.00%	0
GORDON MAR	10314	36.29%	0	10314	36.29%	+74	10388	36.64%	+187	10575	37.53%	+258	10833	38.85%	+305	11138	41.10%	+665	11803	45.62%	+1452	13255	56.84%	0
MIKE MURPHY	1182	4.16%	0	1182	4.16%	+51	1233	4.35%	+57	1290	4.58%	-1290	0	0.00%	0	0	0.00%	0	0	0.00%	0	0	0.00%	0
LOU ANN BASSAN	2183	7.68%	0	2183	7.68%	+37	2220	7.83%	+61	2281	8.10%	+186	2467	8.85%	-2467	0	0.00%	0	0	0.00%	0	0	0.00%	0
WRITE-IN	0	0.00%	0	0	0.00%	0	0	0.00%	0	0	0.00%	0	0	0.00%	0	0	0.00%	0	0	0.00%	0	0	0.00%	0
Exhausted by Over Votes	176		0	176		+1	177		+4	181		+2	183		+3	186		+3	189		+11	200		0
Under Votes	2814		0	2814		0	2814		0	2814		0	2814		0	2814		0	2814		0	2814		0
Exhausted Ballots	0		0	0		+66	66		+174	240		+290	530		+781	1311		+1227	2538		+2540	5078		0
Continuing Ballots	28422	100.00%		28422	100.00%		28355	100.00%		28177	100.00%		27885	100.00%		27101	100.00%		25871	100.00%		23320	100.00%	
TOTAL	31412		0	31412		0	31412		0	31412		0	31412		0	31412		0	31412		0	31412		0
REMARKS	*Tie resolved in accordance with election law.																							

2226





### RCV Results Report

Customer Name:	The City and County of San Francisco	Election Date:	11/6/2018
Election Name:	SFC_20181106_E	Run Date:	11/27/2018
Contest:	Board of Supervisors, District 4	Load Type:	Complete

Run Id: 144 - Pass 0

Pass Number: 0

### Final State

Candidate	Votes	% Vote
JESSICA HO	7444	26.19%
ADAM KIM	515	1.81%
TUAN NGUYEN	853	3.00%
ARTHUR TOM	2441	8.59%
TREVOR MCNEIL	3490	12.28%
GORDON MAR	10314	36.29%
MIKE MURPHY	1182	4.16%
LOU ANN BASSAN	2183	7.68%
WRITE-IN	0	0.00%

Continuing Ballots 28422

Exhausted by Over Votes 176

Under Votes 2814

Exhausted Ballots 0

Total Ballots 31412

### RCV Results Report

Customer Name: The City and County of San Francisco Election Date: 11/6/2018  
Election Name: SFC\_20181106\_E Run Date: 11/27/2018  
Contest: Board of Supervisors, District 4 Load Type: Complete

Run Id: 144 - Pass 1

Pass Number: 1

Initial State		
Candidate	Votes	% Vote
JESSICA HO	7444	26.19%
ADAM KIM	515	1.81%
TUAN NGUYEN	853	3.00%
ARTHUR TOM	2441	8.59%
TREVOR MCNEIL	3490	12.28%
GORDON MAR	10314	36.29%
MIKE MURPHY	1182	4.16%
LOU ANN BASSAN	2183	7.68%
WRITE-IN	0	0.00%
Continuing Ballots		28422
Exhausted by Over Votes	176	
Under Votes	2814	
Exhausted Ballots	0	
Total Ballots		31412

Eliminated Candidates - Pass 1	
Candidate	Votes
WRITE-IN	0

**Final State**

Candidate	Votes	% Vote
JESSICA HO	7444	26.19%
ADAM KIM	515	1.81%
TUAN NGUYEN	853	3.00%
ARTHUR TOM	2441	8.59%
TREVOR MCNEIL	3490	12.28%
GORDON MAR	10314	36.29%
MIKE MURPHY	1182	4.16%
LOU ANN BASSAN	2183	7.68%
WRITE-IN	Eliminated in pass 1. 0	0.00%
	<b>Continuing Ballots</b>	<b>28422</b>
Exhausted by Over Votes	176	
Under Votes	2814	
Exhausted Ballots	0	
	<b>Total Ballots</b>	<b>31412</b>

---

**RCV Results Report**

Customer Name: The City and County of San Francisco Election Date: 11/6/2018  
Election Name: SFC\_20181106\_E Run Date: 11/27/2018  
Contest: Board of Supervisors, District 4 Load Type: Complete

---

Run Id: 144 - Pass 2

Pass Number: 2

Initial State			
Candidate		Votes	% Vote
JESSICA HO		7444	26.19%
ADAM KIM		515	1.81%
TUAN NGUYEN		853	3.00%
ARTHUR TOM		2441	8.59%
TREVOR MCNEIL		3490	12.28%
GORDON MAR		10314	36.29%
MIKE MURPHY		1182	4.16%
LOU ANN BASSAN		2183	7.68%
WRITE-IN	Eliminated in pass 1.	0	0.00%
	Continuing Ballots	28422	
Exhausted by Over Votes		176	
Under Votes		2814	
Exhausted Ballots		0	
	Total Ballots	31412	

Eliminated Candidates - Pass 2	
Candidate	Votes
ADAM KIM	515

**Vote Changes - Pass 2**

From	To	Exhausted	Transferred
ADAM KIM	Exhausted Ballots	66	0
ADAM KIM	Over Votes	1	0
ADAM KIM	ARTHUR TOM	0	72
ADAM KIM	GORDON MAR	0	74
ADAM KIM	JESSICA HO	0	112
ADAM KIM	LOU ANN BASSAN	0	37
ADAM KIM	MIKE MURPHY	0	51
ADAM KIM	TREVOR MCNEIL	0	57
ADAM KIM	TUAN NGUYEN	0	45
	<b>Total</b>	<b>67</b>	<b>448</b>

**Final State**

Candidate		Votes	% Vote
JESSICA HO		7556	26.65%
ADAM KIM	Eliminated in pass 2.	0	0.00%
TUAN NGUYEN		898	3.17%
ARTHUR TOM		2513	8.86%
TREVOR MCNEIL		3547	12.51%
GORDON MAR		10388	36.64%
MIKE MURPHY		1233	4.35%
LOU ANN BASSAN		2220	7.83%
WRITE-IN	Eliminated in pass 1.	0	0.00%
	<b>Continuing Ballots</b>	<b>28355</b>	
Exhausted by Over Votes		177	
Under Votes		2814	
Exhausted Ballots		66	
	<b>Total Ballots</b>	<b>31412</b>	

---

**RCV Results Report**

Customer Name:	The City and County of San Francisco	Election Date:	11/6/2018
Election Name:	SFC_20181106_E	Run Date:	11/27/2018
Contest:	Board of Supervisors, District 4	Load Type:	Complete

---

Run Id: 144 - Pass 3

Pass Number: 3

Initial State			
Candidate		Votes	% Vote
JESSICA HO		7556	26.65%
ADAM KIM	Eliminated in pass 2.	0	0.00%
TUAN NGUYEN		898	3.17%
ARTHUR TOM		2513	8.86%
TREVOR MCNEIL		3547	12.51%
GORDON MAR		10388	36.64%
MIKE MURPHY		1233	4.35%
LOU ANN BASSAN		2220	7.83%
WRITE-IN	Eliminated in pass 1.	0	0.00%
	Continuing Ballots	28355	
Exhausted by Over Votes		177	
Under Votes		2814	
Exhausted Ballots		66	
	Total Ballots	31412	

Eliminated Candidates - Pass 3	
Candidate	Votes
TUAN NGUYEN	898

Vote Changes - Pass 3			
From	To	Exhausted	Transferred
TUAN NGUYEN	Exhausted Ballots	174	0
TUAN NGUYEN	Over Votes	4	0
TUAN NGUYEN	ARTHUR TOM	0	107
TUAN NGUYEN	GORDON MAR	0	187
TUAN NGUYEN	JESSICA HO	0	172
TUAN NGUYEN	LOU ANN BASSAN	0	61
TUAN NGUYEN	MIKE MURPHY	0	57
TUAN NGUYEN	TREVOR MCNEIL	0	136
	<b>Total</b>	<b>178</b>	<b>720</b>

Final State			
Candidate		Votes	% Vote
JESSICA HO		7728	27.43%
ADAM KIM	Eliminated in pass 2.	0	0.00%
TUAN NGUYEN	Eliminated in pass 3.	0	0.00%
ARTHUR TOM		2620	9.30%
TREVOR MCNEIL		3683	13.07%
GORDON MAR		10575	37.53%
MIKE MURPHY		1290	4.58%
LOU ANN BASSAN		2281	8.10%
WRITE-IN	Eliminated in pass 1.	0	0.00%
	<b>Continuing Ballots</b>	<b>28177</b>	
Exhausted by Over Votes		181	
Under Votes		2814	
Exhausted Ballots		240	
	<b>Total Ballots</b>	<b>31412</b>	



### RCV Results Report

Customer Name:	The City and County of San Francisco	Election Date:	11/6/2018
Election Name:	SFC_20181106_E	Run Date:	11/27/2018
Contest:	Board of Supervisors, District 4	Load Type:	Complete

Run Id: 144 - Pass 4

Pass Number: 4

Initial State			
Candidate		Votes	% Vote
JESSICA HO		7728	27.43%
ADAM KIM	Eliminated in pass 2.	0	0.00%
TUAN NGUYEN	Eliminated in pass 3.	0	0.00%
ARTHUR TOM		2620	9.30%
TREVOR MCNEIL		3683	13.07%
GORDON MAR		10575	37.53%
MIKE MURPHY		1290	4.58%
LOU ANN BASSAN		2281	8.10%
WRITE-IN	Eliminated in pass 1.	0	0.00%
	Continuing Ballots	28177	
Exhausted by Over Votes		181	
Under Votes		2814	
Exhausted Ballots		240	
	Total Ballots	31412	

Eliminated Candidates - Pass 4	
Candidate	Votes
MIKE MURPHY	1290

**Vote Changes - Pass 4**

From	To	Exhausted	Transferred
MIKE MURPHY	Exhausted Ballots	290	0
MIKE MURPHY	Over Votes	2	0
MIKE MURPHY	ARTHUR TOM	0	120
MIKE MURPHY	GORDON MAR	0	258
MIKE MURPHY	JESSICA HO	0	130
MIKE MURPHY	LOU ANN BASSAN	0	186
MIKE MURPHY	TREVOR MCNEIL	0	304
	<b>Total</b>	<b>292</b>	<b>998</b>

**Final State**

Candidate		Votes	% Vote
JESSICA HO		7858	28.18%
ADAM KIM	Eliminated in pass 2.	0	0.00%
TUAN NGUYEN	Eliminated in pass 3.	0	0.00%
ARTHUR TOM		2740	9.83%
TREVOR MCNEIL		3987	14.30%
GORDON MAR		10833	38.85%
MIKE MURPHY	Eliminated in pass 4.	0	0.00%
LOU ANN BASSAN		2467	8.85%
WRITE-IN	Eliminated in pass 1.	0	0.00%
	<b>Continuing Ballots</b>	<b>27885</b>	
Exhausted by Over Votes		183	
Under Votes		2814	
Exhausted Ballots		530	
	<b>Total Ballots</b>	<b>31412</b>	

### RCV Results Report

Customer Name:	The City and County of San Francisco	Election Date:	11/6/2018
Election Name:	SFC_20181106_E	Run Date:	11/27/2018
Contest:	Board of Supervisors, District 4	Load Type:	Complete

Run Id: 144 - Pass 5

Pass Number: 5

Initial State			
Candidate		Votes	% Vote
JESSICA HO		7858	28.18%
ADAM KIM	Eliminated in pass 2.	0	0.00%
TUAN NGUYEN	Eliminated in pass 3.	0	0.00%
ARTHUR TOM		2740	9.83%
TREVOR MCNEIL		3987	14.30%
GORDON MAR		10833	38.85%
MIKE MURPHY	Eliminated in pass 4.	0	0.00%
LOU ANN BASSAN		2467	8.85%
WRITE-IN	Eliminated in pass 1.	0	0.00%
	Continuing Ballots	27885	
Exhausted by Over Votes		183	
Under Votes		2814	
Exhausted Ballots		530	
	Total Ballots	31412	

Eliminated Candidates - Pass 5	
Candidate	Votes
LOU ANN BASSAN	2467

Vote Changes - Pass 5			
From	To	Exhausted	Transferred
LOU ANN BASSAN	Exhausted Ballots	781	0
LOU ANN BASSAN	Over Votes	3	0
LOU ANN BASSAN	ARTHUR TOM	0	447
LOU ANN BASSAN	GORDON MAR	0	305
LOU ANN BASSAN	JESSICA HO	0	448
LOU ANN BASSAN	TREVOR MCNEIL	0	483
	<b>Total</b>	<b>784</b>	<b>1683</b>

Final State			
Candidate		Votes	% Vote
JESSICA HO		8306	30.65%
ADAM KIM	Eliminated in pass 2.	0	0.00%
TUAN NGUYEN	Eliminated in pass 3.	0	0.00%
ARTHUR TOM		3187	11.76%
TREVOR MCNEIL		4470	16.49%
GORDON MAR		11138	41.10%
MIKE MURPHY	Eliminated in pass 4.	0	0.00%
LOU ANN BASSAN	Eliminated in pass 5.	0	0.00%
WRITE-IN	Eliminated in pass 1.	0	0.00%
	<b>Continuing Ballots</b>	<b>27101</b>	
Exhausted by Over Votes		186	
Under Votes		2814	
Exhausted Ballots		1311	
	<b>Total Ballots</b>	<b>31412</b>	

### RCV Results Report

Customer Name: The City and County of San Francisco Election Date: 11/6/2018  
Election Name: SFC\_20181106\_E Run Date: 11/27/2018  
Contest: Board of Supervisors, District 4 Load Type: Complete

Run Id: 144 - Pass 6

Pass Number: 6

#### Initial State

Candidate		Votes	% Vote
JESSICA HO		8306	30.65%
ADAM KIM	Eliminated in pass 2.	0	0.00%
TUAN NGUYEN	Eliminated in pass 3.	0	0.00%
ARTHUR TOM		3187	11.76%
TREVOR MCNEIL		4470	16.49%
GORDON MAR		11138	41.10%
MIKE MURPHY	Eliminated in pass 4.	0	0.00%
LOU ANN BASSAN	Eliminated in pass 5.	0	0.00%
WRITE-IN	Eliminated in pass 1.	0	0.00%
	Continuing Ballots	27101	
Exhausted by Over Votes		186	
Under Votes		2814	
Exhausted Ballots		1311	
	Total Ballots	31412	

#### Eliminated Candidates - Pass 6

Candidate	Votes
ARTHUR TOM	3187

#### Vote Changes - Pass 6

From	To	Exhausted	Transferred
ARTHUR TOM	Exhausted Ballots	1227	0
ARTHUR TOM	Over Votes	3	0
ARTHUR TOM	GORDON MAR	0	665
ARTHUR TOM	JESSICA HO	0	707
ARTHUR TOM	TREVOR MCNEIL	0	585
	Total	1230	1957

<b>Final State</b>			
<b>Candidate</b>		<b>Votes</b>	<b>% Vote</b>
JESSICA HO		9013	34.84%
ADAM KIM	Eliminated in pass 2.	0	0.00%
TUAN NGUYEN	Eliminated in pass 3.	0	0.00%
ARTHUR TOM	Eliminated in pass 6.	0	0.00%
TREVOR MCNEIL		5055	19.54%
GORDON MAR		11803	45.62%
MIKE MURPHY	Eliminated in pass 4.	0	0.00%
LOU ANN BASSAN	Eliminated in pass 5.	0	0.00%
WRITE-IN	Eliminated in pass 1.	0	0.00%
	<b>Continuing Ballots</b>	<b>25871</b>	
Exhausted by Over Votes		189	
Under Votes		2814	
Exhausted Ballots		2538	
	<b>Total Ballots</b>	<b>31412</b>	

### RCV Results Report

Customer Name: The City and County of San Francisco Election Date: 11/6/2018  
Election Name: SFC\_20181106\_E Run Date: 11/27/2018  
Contest: Board of Supervisors, District 4 Load Type: Complete

Run Id: 144 - Pass 7

Pass Number: 7

#### Initial State

Candidate		Votes	% Vote
JESSICA HO		9013	34.84%
ADAM KIM	Eliminated in pass 2.	0	0.00%
TUAN NGUYEN	Eliminated in pass 3.	0	0.00%
ARTHUR TOM	Eliminated in pass 6.	0	0.00%
TREVOR MCNEIL		5055	19.54%
GORDON MAR		11803	45.62%
MIKE MURPHY	Eliminated in pass 4.	0	0.00%
LOU ANN BASSAN	Eliminated in pass 5.	0	0.00%
WRITE-IN	Eliminated in pass 1.	0	0.00%
	Continuing Ballots	25871	

Exhausted by Over Votes	189
Under Votes	2814
Exhausted Ballots	2538
<b>Total Ballots</b>	<b>31412</b>

#### Eliminated Candidates - Pass 7

Candidate	Votes
TREVOR MCNEIL	5055

#### Vote Changes - Pass 7

From	To	Exhausted	Transferred
TREVOR MCNEIL	Exhausted Ballots	2540	0
TREVOR MCNEIL	Over Votes	11	0
TREVOR MCNEIL	GORDON MAR	0	1452
TREVOR MCNEIL	JESSICA HO	0	1052
	<b>Total</b>	<b>2551</b>	<b>2504</b>

Final State			
Candidate		Votes	% Vote
JESSICA HO		10065	43.16%
ADAM KIM	Eliminated in pass 2.	0	0.00%
TUAN NGUYEN	Eliminated in pass 3.	0	0.00%
ARTHUR TOM	Eliminated in pass 6.	0	0.00%
TREVOR MCNEIL	Eliminated in pass 7.	0	0.00%
GORDON MAR	<b>** WINNER **</b>	13255	56.84%
MIKE MURPHY	Eliminated in pass 4.	0	0.00%
LOU ANN BASSAN	Eliminated in pass 5.	0	0.00%
WRITE-IN	Eliminated in pass 1.	0	0.00%
	Continuing Ballots	23320	
Exhausted by Over Votes		200	
Under Votes		2814	
Exhausted Ballots		5078	
	Total Ballots	31412	





## Ranked Choice Voting Results Table

Contest: Board of Supervisors, District 10  
Load Type: Complete

	Round 1			Round 2			Round 3			Round 4			Round 5			Round 6			Round 7		
	Votes	%	Transfer	Votes	%	Transfer	Votes	%	Transfer	Votes	%	Transfer	Votes	%	Transfer	Votes	%	Transfer	Votes	%	Transfer
ASALE CHANDLER	802	3.46%	0	802	3.46%	+1	803	3.46%	-803	0	0.00%	0	0	0.00%	0	0	0.00%	0	0	0.00%	0
UZURI PEASE-GREENE	1311	5.65%	0	1311	5.65%	+3	1314	5.67%	+102	1416	6.15%	+160	1576	6.93%	-1576	0	0.00%	0	0	0.00%	0
TONY KELLY	5679	24.48%	0	5679	24.48%	+8	5687	24.53%	+132	5819	25.25%	+273	6092	26.77%	+448	6540	29.30%	+1084	7624	36.93%	0
SHAMANN WALTON	9585	41.33%	0	9585	41.33%	+6	9591	41.37%	+113	9704	42.12%	+241	9945	43.70%	+447	10392	46.56%	+2631	13023	63.07%	0
THEO ELLINGTON	4820	20.78%	0	4820	20.78%	+5	4825	20.81%	+93	4918	21.34%	+225	5143	22.60%	+244	5387	24.14%	-5387	0	0.00%	0
GLORIA BERRY	966	4.16%	0	966	4.16%	0	966	4.17%	+218	1184	5.14%	-1184	0	0.00%	0	0	0.00%	0	0	0.00%	0
WRITE-IN	0	0.00%	0	0	0.00%	0	0	0.00%	0	0	0.00%	0	0	0.00%	0	0	0.00%	0	0	0.00%	0
WRITE-IN NEO VEAVEA	31	0.13%	0	31	0.13%	-31	0	0.00%	0	0	0.00%	0	0	0.00%	0	0	0.00%	0	0	0.00%	0
Exhausted by Over Votes	156		0	156		0	156		+3	159		+3	162		+4	166		+11	177		0
Under Votes	2907		0	2907		0	2907		0	2907		0	2907		0	2907		0	2907		0
Exhausted Ballots	0		0	0		+8	8		+142	150		+282	432		+433	865		+1661	2526		0
Continuing Ballots	23194	100.00%		23194	100.00%		23186	100.00%		23041	100.00%		22756	100.00%		22319	100.00%		20847	100.00%	
TOTAL	26257		0	26257		0	26257		0	26257		0	26257		0	26257		0	26257		0
REMARKS	*Tie resolved in accordance with election law.																				

2244



---

**RCV Results Report**

Customer Name:	The City and County of San Francisco	Election Date:	11/6/2018
Election Name:	SFC_20181106_E	Run Date:	11/27/2018
Contest:	Board of Supervisors, District 10	Load Type:	Complete

---

Run Id: 147 - Pass 0

Pass Number: 0

**Final State**

Candidate	Votes	% Vote
ASALE CHANDLER	802	3.46%
UZURI PEASE-GREENE	1311	5.65%
TONY KELLY	5679	24.48%
SHAMANN WALTON	9585	41.33%
THEO ELLINGTON	4820	20.78%
GLORIA BERRY	966	4.16%
WRITE-IN	0	0.00%
WRITE-IN NEO VEAVEA	31	0.13%
<b>Continuing Ballots</b>	<b>23194</b>	
Exhausted by Over Votes	156	
Under Votes	2907	
Exhausted Ballots	0	
<b>Total Ballots</b>	<b>26257</b>	

---

**RCV Results Report**

Customer Name:	The City and County of San Francisco	Election Date:	11/6/2018
Election Name:	SFC_20181106_E	Run Date:	11/27/2018
Contest:	Board of Supervisors, District 10	Load Type:	Complete

---

Run Id: 147 - Pass 1

Pass Number: 1

Initial State		
Candidate	Votes	% Vote
ASALE CHANDLER	802	3.46%
UZURI PEASE-GREENE	1311	5.65%
TONY KELLY	5679	24.48%
SHAMANN WALTON	9585	41.33%
THEO ELLINGTON	4820	20.78%
GLORIA BERRY	966	4.16%
WRITE-IN	0	0.00%
WRITE-IN NEO VEAVEA	31	0.13%
Continuing Ballots		23194
Exhausted by Over Votes	156	
Under Votes	2907	
Exhausted Ballots	0	
Total Ballots		26257

Eliminated Candidates - Pass 1	
Candidate	Votes
WRITE-IN	0

Final State			
Candidate	Votes	% Vote	
ASALE CHANDLER	802	3.46%	
UZURI PEASE-GREENE	1311	5.65%	
TONY KELLY	5679	24.48%	
SHAMANN WALTON	9585	41.33%	
THEO ELLINGTON	4820	20.78%	
GLORIA BERRY	966	4.16%	
WRITE-IN	Eliminated in pass 1.	0	0.00%
WRITE-IN NEO VEAUEA	31	0.13%	
	Continuing Ballots	23194	
Exhausted by Over Votes	156		
Under Votes	2907		
Exhausted Ballots	0		
Total Ballots	26257		

### RCV Results Report

Customer Name: The City and County of San Francisco Election Date: 11/6/2018  
Election Name: SFC\_20181106\_E Run Date: 11/27/2018  
Contest: Board of Supervisors, District 10 Load Type: Complete

Run Id: 147 - Pass 2

Pass Number: 2

Initial State		
Candidate	Votes	% Vote
ASALE CHANDLER	802	3.46%
UZURI PEASE-GREENE	1311	5.65%
TONY KELLY	5679	24.48%
SHAMANN WALTON	9585	41.33%
THEO ELLINGTON	4820	20.78%
GLORIA BERRY	966	4.16%
WRITE-IN	0	0.00%
WRITE-IN NEO VEAVEA	31	0.13%
Continuing Ballots		23194
Exhausted by Over Votes	156	
Under Votes	2907	
Exhausted Ballots	0	
Total Ballots		26257

Eliminated Candidates - Pass 2	
Candidate	Votes
WRITE-IN NEO VEAVEA	31

Vote Changes - Pass 2			
From	To	Exhausted	Transferred
WRITE-IN NEO VEAVEA	Exhausted Ballots	8	0
WRITE-IN NEO VEAVEA	ASALE CHANDLER	0	1
WRITE-IN NEO VEAVEA	SHAMANN WALTON	0	6
WRITE-IN NEO VEAVEA	THEO ELLINGTON	0	5
WRITE-IN NEO VEAVEA	TONY KELLY	0	8
WRITE-IN NEO VEAVEA	UZURI PEASE-GREENE	0	3
Total		8	23

Final State			
Candidate		Votes	% Vote
ASALE CHANDLER		803	3.46%
UZURI PEASE-GREENE		1314	5.67%
TONY KELLY		5687	24.53%
SHAMANN WALTON		9591	41.37%
THEO ELLINGTON		4825	20.81%
GLORIA BERRY		966	4.17%
WRITE-IN	Eliminated in pass 1.	0	0.00%
WRITE-IN NEO VEAVEA	Eliminated in pass 2.	0	0.00%
	Continuing Ballots	23186	
Exhausted by Over Votes		156	
Under Votes		2907	
Exhausted Ballots		8	
	Total Ballots	26257	



---

**RCV Results Report**

Customer Name:	The City and County of San Francisco	Election Date:	11/6/2018
Election Name:	SFC_20181106_E	Run Date:	11/27/2018
Contest:	Board of Supervisors, District 10	Load Type:	Complete

---

Run Id: 147 - Pass 3

Pass Number: 3

Initial State			
Candidate		Votes	% Vote
ASALE CHANDLER		803	3.46%
UZURI PEASE-GREENE		1314	5.67%
TONY KELLY		5687	24.53%
SHAMANN WALTON		9591	41.37%
THEO ELLINGTON		4825	20.81%
GLORIA BERRY		966	4.17%
WRITE-IN	Eliminated in pass 1.	0	0.00%
WRITE-IN NEO VEAVEA	Eliminated in pass 2.	0	0.00%
Continuing Ballots		23186	
Exhausted by Over Votes		156	
Under Votes		2907	
Exhausted Ballots		8	
Total Ballots		26257	

Eliminated Candidates - Pass 3	
Candidate	Votes
ASALE CHANDLER	803

**Vote Changes - Pass 3**

From	To	Exhausted	Transferred
ASALE CHANDLER	Exhausted Ballots	142	0
ASALE CHANDLER	Over Votes	3	0
ASALE CHANDLER	GLORIA BERRY	0	218
ASALE CHANDLER	SHAMANN WALTON	0	113
ASALE CHANDLER	THEO ELLINGTON	0	93
ASALE CHANDLER	TONY KELLY	0	132
ASALE CHANDLER	UZURI PEASE-GREENE	0	102
	<b>Total</b>	<b>145</b>	<b>658</b>

**Final State**

Candidate		Votes	% Vote
ASALE CHANDLER	Eliminated in pass 3.	0	0.00%
UZURI PEASE-GREENE		1416	6.15%
TONY KELLY		5819	25.25%
SHAMANN WALTON		9704	42.12%
THEO ELLINGTON		4918	21.34%
GLORIA BERRY		1184	5.14%
WRITE-IN	Eliminated in pass 1.	0	0.00%
WRITE-IN NEO VEAVEA	Eliminated in pass 2.	0	0.00%
	<b>Continuing Ballots</b>	<b>23041</b>	
Exhausted by Over Votes		159	
Under Votes		2907	
Exhausted Ballots		150	
	<b>Total Ballots</b>	<b>26257</b>	

### RCV Results Report

Customer Name:	The City and County of San Francisco	Election Date:	11/6/2018
Election Name:	SFC_20181106_E	Run Date:	11/27/2018
Contest:	Board of Supervisors, District 10	Load Type:	Complete

Run Id: 147 - Pass 4

Pass Number: 4

Initial State			
Candidate		Votes	% Vote
ASALE CHANDLER	Eliminated in pass 3.	0	0.00%
UZURI PEASE-GREENE		1416	6.15%
TONY KELLY		5819	25.25%
SHAMANN WALTON		9704	42.12%
THEO ELLINGTON		4918	21.34%
GLORIA BERRY		1184	5.14%
WRITE-IN	Eliminated in pass 1.	0	0.00%
WRITE-IN NEO VEAVEA	Eliminated in pass 2.	0	0.00%
	Continuing Ballots	23041	
Exhausted by Over Votes		159	
Under Votes		2907	
Exhausted Ballots		150	
	Total Ballots	26257	

Eliminated Candidates - Pass 4	
Candidate	Votes
GLORIA BERRY	1184

Vote Changes - Pass 4			
From	To	Exhausted	Transferred
GLORIA BERRY	Exhausted Ballots	282	0
GLORIA BERRY	Over Votes	3	0
GLORIA BERRY	SHAMANN WALTON	0	241
GLORIA BERRY	THEO ELLINGTON	0	225
GLORIA BERRY	TONY KELLY	0	273
GLORIA BERRY	UZURI PEASE-GREENE	0	160
	Total	285	899

**Final State**

Candidate		Votes	% Vote
ASALE CHANDLER	Eliminated in pass 3.	0	0.00%
UZURI PEASE-GREENE		1576	6.93%
TONY KELLY		6092	26.77%
SHAMANN WALTON		9945	43.70%
THEO ELLINGTON		5143	22.60%
GLORIA BERRY	Eliminated in pass 4.	0	0.00%
WRITE-IN	Eliminated in pass 1.	0	0.00%
WRITE-IN NEO VEAVEA	Eliminated in pass 2.	0	0.00%
	<b>Continuing Ballots</b>	<b>22756</b>	
Exhausted by Over Votes		162	
Under Votes		2907	
Exhausted Ballots		432	
	<b>Total Ballots</b>	<b>26257</b>	

## RCV Results Report

Customer Name: The City and County of San Francisco Election Date: 11/6/2018  
Election Name: SFC\_20181106\_E Run Date: 11/27/2018  
Contest: Board of Supervisors, District 10 Load Type: Complete

Run Id: 147 - Pass 5

Pass Number: 5

Initial State			
Candidate		Votes	% Vote
ASALE CHANDLER	Eliminated in pass 3.	0	0.00%
UZURI PEASE-GREENE		1576	6.93%
TONY KELLY		6092	26.77%
SHAMANN WALTON		9945	43.70%
THEO ELLINGTON		5143	22.60%
GLORIA BERRY	Eliminated in pass 4.	0	0.00%
WRITE-IN	Eliminated in pass 1.	0	0.00%
WRITE-IN NEO VEAVEA	Eliminated in pass 2.	0	0.00%
	Continuing Ballots	22756	
Exhausted by Over Votes		162	
Under Votes		2907	
Exhausted Ballots		432	
	Total Ballots	26257	

Eliminated Candidates - Pass 5	
Candidate	Votes
UZURI PEASE-GREENE	1576

Vote Changes - Pass 5			
From	To	Exhausted	Transferred
UZURI PEASE-GREENE	Exhausted Ballots	433	0
UZURI PEASE-GREENE	Over Votes	4	0
UZURI PEASE-GREENE	SHAMANN WALTON	0	447
UZURI PEASE-GREENE	THEO ELLINGTON	0	244
UZURI PEASE-GREENE	TONY KELLY	0	448
	Total	437	1139

**Final State**

Candidate		Votes	% Vote
ASALE CHANDLER	Eliminated in pass 3.	0	0.00%
UZURI PEASE-GREENE	Eliminated in pass 5.	0	0.00%
TONY KELLY		6540	29.30%
SHAMANN WALTON		10392	46.56%
THEO ELLINGTON		5387	24.14%
GLORIA BERRY	Eliminated in pass 4.	0	0.00%
WRITE-IN	Eliminated in pass 1.	0	0.00%
WRITE-IN NEO VEAVEA	Eliminated in pass 2.	0	0.00%
	<b>Continuing Ballots</b>	<b>22319</b>	
Exhausted by Over Votes		166	
Under Votes		2907	
Exhausted Ballots		865	
	<b>Total Ballots</b>	<b>26257</b>	

## RCV Results Report

Customer Name: The City and County of San Francisco Election Date: 11/6/2018  
Election Name: SFC\_20181106\_E Run Date: 11/27/2018  
Contest: Board of Supervisors, District 10 Load Type: Complete

Run Id: 147 - Pass 6

Pass Number: 6

Initial State			
Candidate		Votes	% Vote
ASALE CHANDLER	Eliminated in pass 3.	0	0.00%
UZURI PEASE-GREENE	Eliminated in pass 5.	0	0.00%
TONY KELLY		6540	29.30%
SHAMANN WALTON		10392	46.56%
THEO ELLINGTON		5387	24.14%
GLORIA BERRY	Eliminated in pass 4.	0	0.00%
WRITE-IN	Eliminated in pass 1.	0	0.00%
WRITE-IN NEO VEAVEA	Eliminated in pass 2.	0	0.00%
	Continuing Ballots	22319	
Exhausted by Over Votes		166	
Under Votes		2907	
Exhausted Ballots		865	
	Total Ballots	26257	

Eliminated Candidates - Pass 6	
Candidate	Votes
THEO ELLINGTON	5387

Vote Changes - Pass 6			
From	To	Exhausted	Transferred
THEO ELLINGTON	Exhausted Ballots	1661	0
THEO ELLINGTON	Over Votes	11	0
THEO ELLINGTON	SHAMANN WALTON	0	2631
THEO ELLINGTON	TONY KELLY	0	1084
	Total	1672	3715

**Final State**

Candidate		Votes	% Vote
ASALE CHANDLER	Eliminated in pass 3.	0	0.00%
UZURI PEASE-GREENE	Eliminated in pass 5.	0	0.00%
TONY KELLY		7624	36.93%
<b>SHAMANN WALTON</b>	<b>** WINNER **</b>	13023	63.07%
THEO ELLINGTON	Eliminated in pass 6.	0	0.00%
GLORIA BERRY	Eliminated in pass 4.	0	0.00%
WRITE-IN	Eliminated in pass 1.	0	0.00%
WRITE-IN NEO VEAVEA	Eliminated in pass 2.	0	0.00%
	<b>Continuing Ballots</b>	<b>20647</b>	
Exhausted by Over Votes		177	
Under Votes		2907	
Exhausted Ballots		2526	
	<b>Total Ballots</b>	<b>26257</b>	





**Introduction Form**

By a Member of the Board of Supervisors or Mayor

BOARD OF SUPERVISORS  
SAN FRANCISCO

2018 NOV 28 AM 10:09

Time stamp  
or meeting date

I hereby submit the following item for introduction (select only one):

- ☐ 1. For reference to Committee. (An Ordinance, Resolution, Motion or Charter Amendment).
- ☒ 2. Request for next printed agenda Without Reference to Committee.
- ☐ 3. Request for hearing on a subject matter at Committee.
- ☐ 4. Request for letter beginning : "Supervisor [ ] inquiries"
- ☐ 5. City Attorney Request.
- ☐ 6. Call File No. [ ] from Committee.
- ☐ 7. Budget Analyst request (attached written motion).
- ☐ 8. Substitute Legislation File No. [ ]
- ☐ 9. Reactivate File No. [ ]
- ☐ 10. Topic submitted for Mayoral Appearance before the BOS on [ ]

Please check the appropriate boxes. The proposed legislation should be forwarded to the following:

- ☐ Small Business Commission      ☐ Youth Commission      ☐ Ethics Commission
- ☐ Planning Commission      ☐ Building Inspection Commission

**Note: For the Imperative Agenda (a resolution not on the printed agenda), use the Imperative Form.**

Sponsor(s):

Supervisor Cohen


Subject:

Declaration of Results of the Consolidated General Election of November 6, 2018

The text is listed:

Resolution declaring the results of the Consolidated General Election of November 6, 2018.

Signature of Sponsoring Supervisor:



For Clerk's Use Only