

Public Safety and Neighborhood Committee Hearing

Agenda Item #4



CITY & COUNTY OF SAN FRANCISCO

Police Department

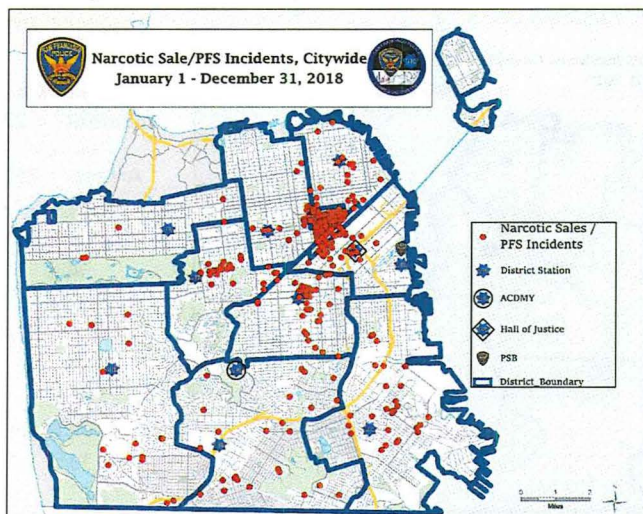
04.25.2019

Safety with Respect

2

CITY-WIDE NARCOTIC INCIDENTS

Involving Possession for Sale/Sales



Year End 2018

CITYWIDE
Incidents = 952
resulting in
Arrests = 1,223

TENDERLOIN
63%

SOUTHERN
12%

MISSION
6%

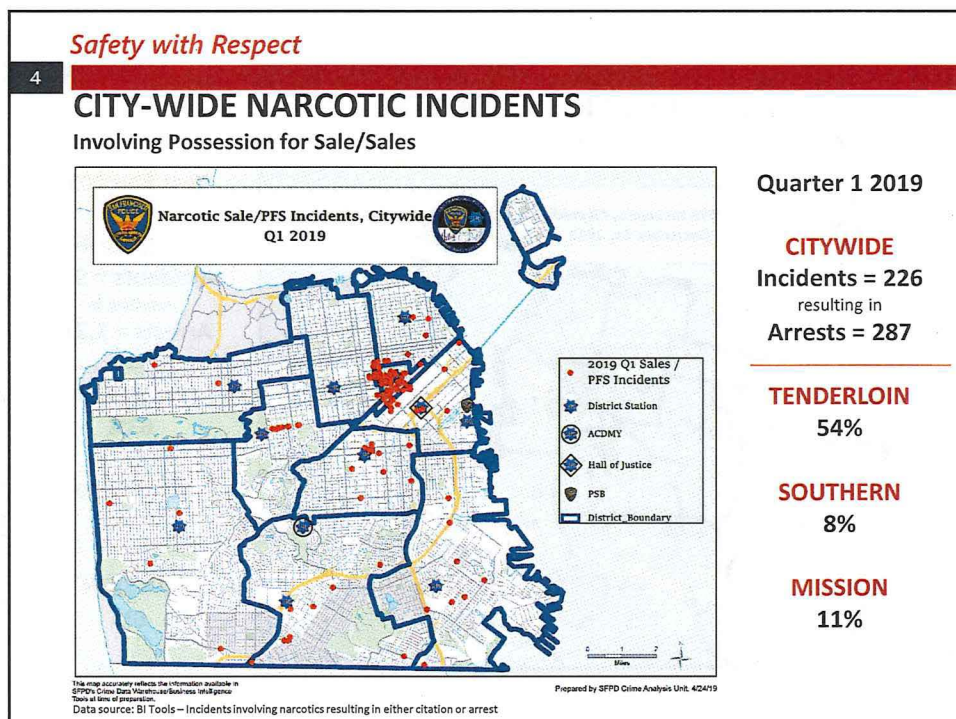
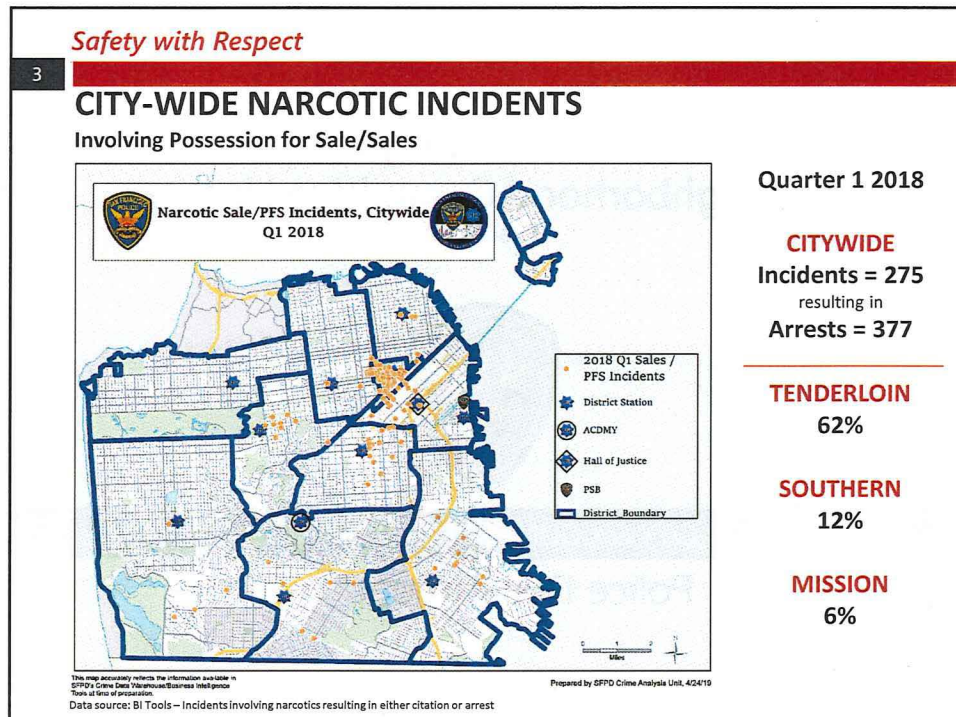
The map accuracy reflects the information available in

SFPD's Crime Data Warehouse and Business Intelligence

Tools at time of preparation.

Data source: BI Tools - Incidents involving narcotics resulting in either citation or arrest

Prepared by SFPD Crime Analysis Unit, 4/24/19

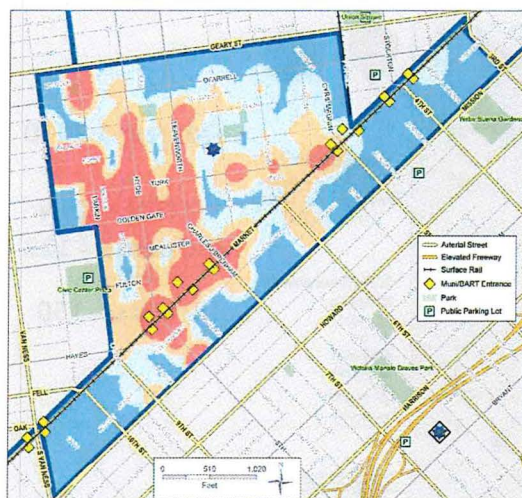


Safety with Respect

5

TENDERLOIN NARCOTIC INCIDENTS

Involving Possession for Sale/Sales



Narcotic Sales/
PFS Incidents,
Tenderloin Dist.
January 1 -
December 31,
2018

Year End – 2018

TENDERLOIN
Incidents = 597
resulting in
Arrests = 737

2018 Tenderloin Sales/
PFS Incidents
Highest
High
Low
Lowest

District Station
Hall of Justice
District Boundary

This map accurately reflects the information
available in SFPD's Crime Data Warehouse/
Business Intelligence Tools at time of preparation.
Prepared by SFPD Crime Analysis Unit, 42419

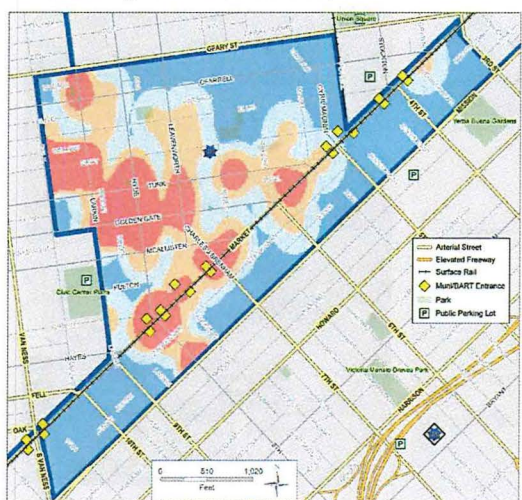
Data source: BI Tools – Incidents involving narcotics resulting in either citation or arrest

Safety with Respect

6

TENDERLOIN NARCOTIC INCIDENTS

Involving Possession for Sale/Sales



Narcotic Sales/
PFS Incidents,
Tenderloin Dist.
Q1 2018

Quarter 1 2018

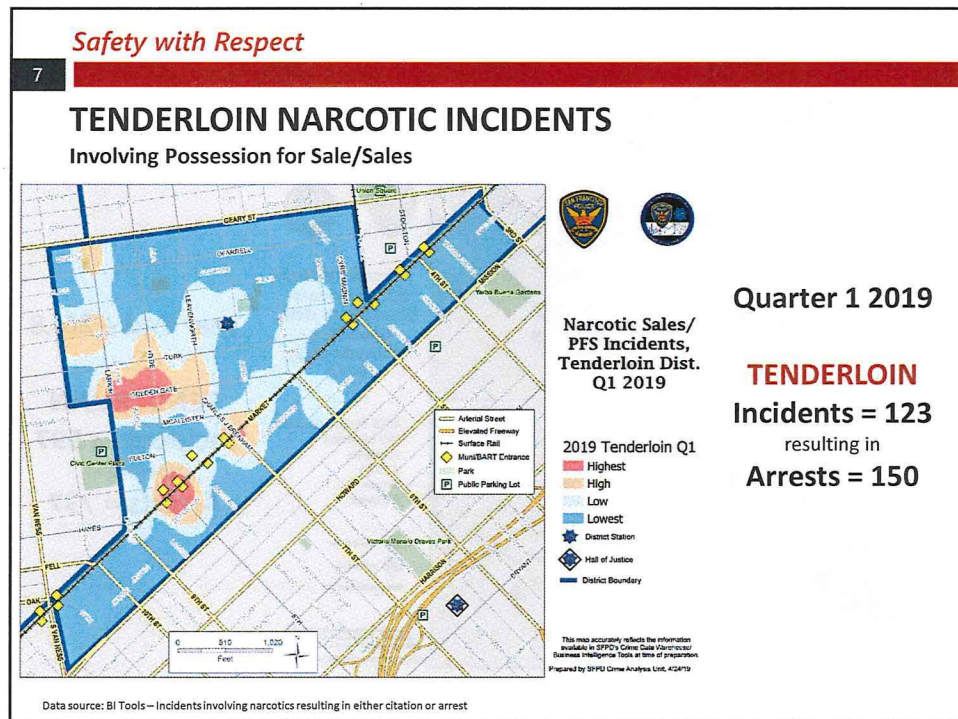
TENDERLOIN
Incidents = 170
resulting in
Arrests = 220

2018 Q1 Sales / PFS Incidents
Highest
High
Low
Lowest

District Station
Hall of Justice
District Boundary

This map accurately reflects the information
available in SFPD's Crime Data Warehouse/
Business Intelligence Tools at time of preparation.
Prepared by SFPD Crime Analysis Unit, 42419

Data source: BI Tools – Incidents involving narcotics resulting in either citation or arrest



Safety with Respect

9

STRATEGIES

Implement effective enforcement strategies to reduce the supply of narcotics at the street level dealer.

- **Undercover Buy Bust Operations**
- **Narcotics Spotting Operations**
- **Fugitive Recovery Operations**
- **Problem Solving Beats**
- **Fixed Posts**
- **Support Existing and Emerging Public Safety Block Groups**

Safety with Respect

10

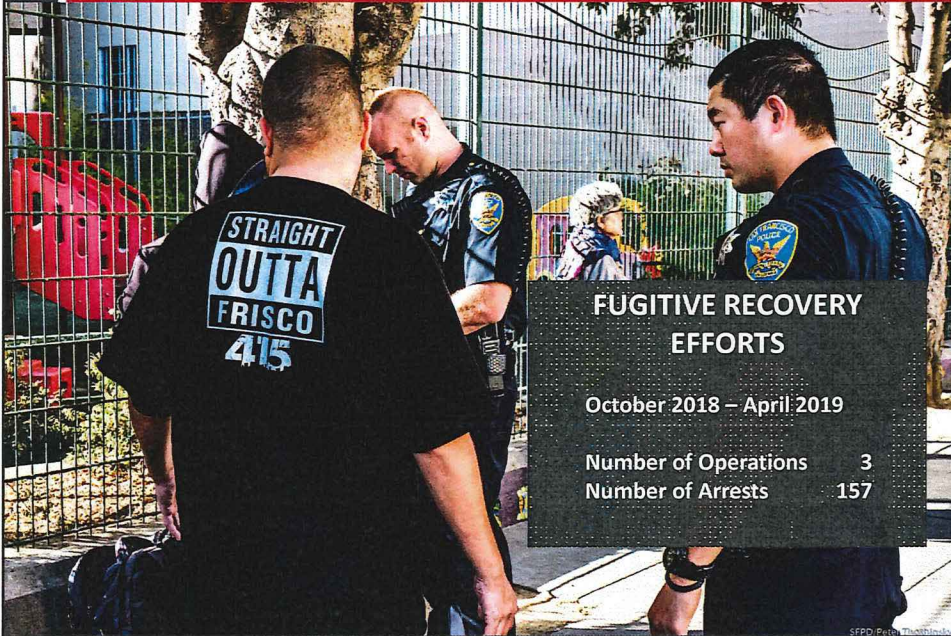
ENFORCEMENT STRATEGY – UNDERCOVER BUY BUST

	NUMBER OF OPERATIONS	TOTAL ARRESTED
2018 May - December	13	118
2019 January - March	7	49
TOTALS	20	167



11

Safety with Respect



FUGITIVE RECOVERY EFFORTS


October 2018 – April 2019

Number of Operations	3
Number of Arrests	157

SFPD Photo: [unreadable]

12

Safety with Respect



PROBLEM SOLVING BEATS

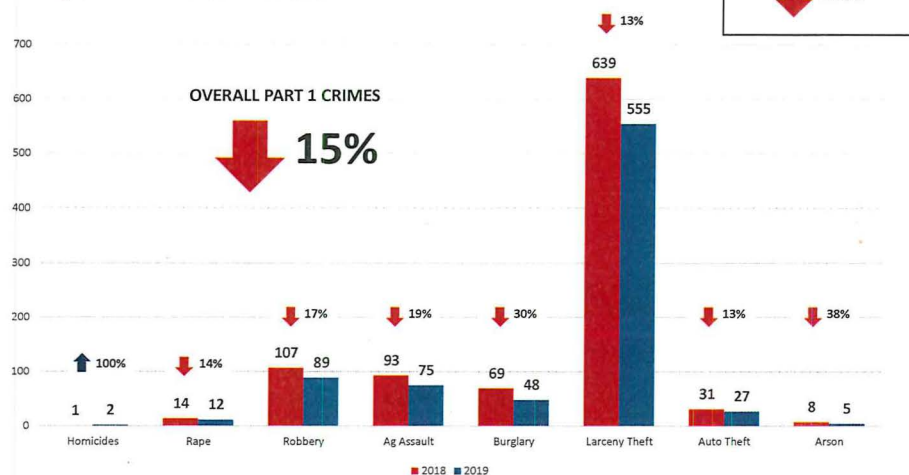
- Highly visible.
- Builds rapport with community, merchants, and stakeholders.
- Discusses issues/concerns.
- Establishes working knowledge of successful approaches.
- Reports directly to the Captain.

Safety with Respect

13

IMPACT ON CRIME

Quarter 1 - 2018 vs. 2019




Data Source: Crime Data Warehouse via BI Tools queried on 4/9/2019
Data is based on date of occurrence

Safety with Respect

14

Weapons seized during narcotic arrests occurring in Tenderloin.

In 2019, Tenderloin officers have already taken 31 armed persons off the street, which represents a 48% increase over 2018.



Safety with Respect

15

Thank you.

Any questions?

Captain Carl Fabbri, Tenderloin District Station

You can reach me at carl.fabbri@sfgov.org