

FILE NO: 190346

Petitions and Communications received from July 8, 2019, through July 15, 2019, for reference by the President to Committee considering related matters, or to be ordered filed by the Clerk on July 23, 2019.

Personal information that is provided in communications to the Board of Supervisors is subject to disclosure under the California Public Records Act and the San Francisco Sunshine Ordinance. Personal information will not be redacted.

From the Office of the Mayor, pursuant to Charter, Section 3.100(18), making the following reappointments to the Human Rights Commission: Copy: Each Supervisor. (1)

Mark Kelleher - term ending June 30, 2023

Joseph Sweiss - term ending June 30, 2023

From the Department of Elections, regarding certification for the initiative measure entitled Vapor Products. Copy: Each Supervisor. (2)

From the Office of the Treasurer and Tax Collector, pursuant to California State Government Code, Section 53646, submitting the CCSF Pooled Investment Report for June 2019. Copy: Each Supervisor. (3)

From the Public Library, pursuant to Administrative Code, Section 10.100-305, submitting an Annual Report on Gifts Received up to \$10,000.00. Copy: Each Supervisor. (4)

From Lorraine Petty, regarding a proposed Ordinance to amend the Administrative Code to establish the Senior Operating Subsidies (SOS) Program Fund to be used to lower rents in housing developments occupied by low-income senior citizens. File No. 190684. Copy: Each Supervisor. (5)

From Allen Jones, regarding gun violence. Copy: Each Supervisor. (6)

From Aaron Goodman, regarding selection of future director of the SFMTA. Copy: Each Supervisor. (7)

From Allen Jones, regarding the shooting at Tanforan Shopping Mall and the closure of Juvenile Hall Copy: Each Supervisor. (8)

From the Department of Public Health, Behavioral Health Services, pursuant to Administrative Code, Section 19A.30, submitting an annual report Treatment on Demand Assessment. Copy: Each Supervisor. (9)

From Servio Lee, regarding bicycle rider safety in San Francisco. Copy: Each Supervisor. (10)

From Mike Futrell, South San Francisco City Manager, submitting comments regarding Notice of Preparation of Environmental Impact Report for SFO Recommended Airport Development Plan (Case No: 2017-007468ENV). Copy: Each Supervisor. (11)

From Aaron Goodman, regarding tree preservation and protecting landscape in our front and rear yards. Copy: Each Supervisor. (12)

From Donna Williams, regarding needles behind the bus stop on McAllister. Copy: Each Supervisor. (13)

From Aaron Goodman, regarding San Francisco County Transportation Authority Meeting, Item #9 Muni Equity update. Copy: Each Supervisor. (14)

From Animal Care and Control, submitting 3 Administrative Code, Chapter 12B, Waiver Requests. Copy: Each Supervisor. (15)

From concerned citizens, regarding Type 21 Liquor License for CloudKitchens, located at 475 6th Street. File No. 190492. Copy: Each Supervisor. (16)

From concerned citizens, regarding School Board decision for the mural at George Washington High School. Copy: Each Supervisor. (17)

From concerned citizens, regarding the Department of the Environment's July 10, 2019 Annual Public Hearing Regarding Pest Management Activities on City Properties. 4 Letters. Copy: Each Supervisor. (18)

From: [Mchugh, Eileen \(BOS\)](#)
To: [BOS-Supervisors](#); [BOS-Legislative Aides](#); [Calvillo, Angela \(BOS\)](#); [Somera, Alisa \(BOS\)](#); [Young, Victor \(BOS\)](#); [BOS Legislation, \(BOS\)](#); [Karunaratne, Kanishka \(MYR\)](#); [GIVNER, JON \(CAT\)](#)
Subject: TIME SENSITIVE: Mayoral Reappointments
Date: Wednesday, July 10, 2019 4:49:00 PM
Attachments: [Clerk's Memo 7-10-19.pdf](#)
[Mayoral Reappointment 1.pdf](#)
[Mayoral Reappointment 2.pdf](#)

Hello,

The Office of the Mayor submitted the attached complete reappointment packages, pursuant to Charter Section 3.100(18). Please see the attached memo from the Clerk of the Board for more information and instructions.

Thank you,


Eileen McHugh
Executive Assistant
Board of Supervisors
1 Dr. Carlton B. Goodlett Place, City Hall, Room 244
San Francisco, CA 94102-4689
Phone: (415) 554-7703 | Fax: (415) 554-5163
eileen.e.mchugh@sfgov.org | www.sfbos.org

BOARD of SUPERVISORS



City Hall
1 Dr. Carlton B. Goodlett Place, Room 244
San Francisco 94102-4689
Tel. No. 554-5184
Fax No. 554-5163
TDD/TTY No. 554-5227

MEMORANDUM

Date: July 10, 2019
To: Members, Board of Supervisors
From:  Angela Calvillo, Clerk of the Board
Subject: Mayoral Reappointments

On July 9, 2019, the Mayor submitted the following complete reappointment packages to the Human Rights Commission, pursuant to Charter, Section 3.100(18):

- **Mark Kelleher** - term ending June 30, 2023
- **Joseph Sweiss** - term ending June 30, 2023

These reappointments are effective immediately unless rejected by a two-thirds vote of the Board of Supervisors. Pursuant to Board Rule 2.18.3, a Supervisor may request a hearing on a Mayoral appointment by notifying the Clerk in writing.

Upon receipt of such notice, the Clerk shall refer the appointment to the Rules Committee so that the Board may consider the appointment and act within 30 days of the appointment as provided in Charter, Section 3.100(18).

If you are interested in requesting a hearing on these reappointments, please notify me in writing by **12:00 p.m., Wednesday, July 17, 2019.**

(Attachments)

c: Alisa Somera - Legislative Deputy
Jon Givner - Deputy City Attorney
Kanishka Cheng - Mayor's Director of Commission Affairs

OFFICE OF THE MAYOR
SAN FRANCISCO



LONDON N. BREED
MAYOR

Notice of Reappointment

July 9, 2019

San Francisco Board of Supervisors
City Hall, Room 244
1 Dr. Carlton B. Goodlett Place
San Francisco, CA 94102

Honorable Board of Supervisors:

Pursuant to Charter Section 3.100(18), of the City and County of San Francisco, I make the following reappointment:

Joseph Sweiss to the Human Rights Commission for a four year term ending June 30, 2023.

I am confident that Mr. Sweiss will serve our community well. Attached are his qualifications to serve, which demonstrate how his appointment represents the communities of interest, neighborhoods and diverse populations of the City and County of San Francisco.

Should you have any question about this appointment, please contact my Director of Commission Affairs, Kanishka Karunaratne Cheng, at 415.554.6696

Sincerely,

A handwritten signature in blue ink that reads "London Breed".

London N. Breed
Mayor, City and County of San Francisco

RECEIVED
BOARD OF SUPERVISORS
SAN FRANCISCO
2019 JUL -9 PM 4:03
BY: Ak

OFFICE OF THE MAYOR
SAN FRANCISCO



LONDON N. BREED
MAYOR

Notice of Reappointment

July 9, 2019

San Francisco Board of Supervisors
City Hall, Room 244
1 Dr. Carlton B. Goodlett Place
San Francisco, CA 94102

Honorable Board of Supervisors:

Pursuant to Charter Section 3.100(18), of the City and County of San Francisco, I make the following reappointment:

Mark Kelleher to the Human Rights Commission for a four year term ending June 30, 2023.

I am confident that Mr. Kelleher will serve our community well. Attached are his qualifications to serve, which demonstrate how his appointment represents the communities of interest, neighborhoods and diverse populations of the City and County of San Francisco.

Should you have any question about this appointment, please contact my Director of Commission Affairs, Kanishka Karunaratne Cheng, at 415.554.6696

Sincerely,

A handwritten signature in blue ink that reads "London Breed".

London N. Breed
Mayor, City and County of San Francisco

RECEIVED
BOARD OF SUPERVISORS
SAN FRANCISCO
2019 JUL -9 PM 4:03
BY AK



CITY AND COUNTY OF SAN FRANCISCO
DEPARTMENT OF ELECTIONS

John Arntz, Director

HAND DELIVERED

July 10, 2019

ANGELA CALVILLO, CLERK OF THE BOARD

1 Dr. Carlton B. Goodlett Place, Room 244
 San Francisco, CA 94102


RE: Certification for the initiative measure entitled **VAPOR PRODUCTS**

Enclosed is a copy of the letter sent to the proponent of the above named petition, certifying that the petition did contain sufficient valid signatures to qualify for the next general, municipal, or statewide election occurring in the City and County of San Francisco at any time after 90 days from the date of this certificate of sufficiency.

If you should have any questions or need additional information, please contact Deborah Brown at (415) 554-5665.

Sincerely,

John Arntz
 Director of Elections

By 

Deborah Brown
 Voter Services Division Manager

Encl. Copy of certified letter to proponent

cc: London Breed, Mayor
 Dennis Herrera, City Attorney
 John Arntz, Director of Elections

RECEIVED
 BOARD OF SUPERVISORS
 SAN FRANCISCO
 2019 JUL 11 AM 11:16
 eu



CITY AND COUNTY OF SAN FRANCISCO
DEPARTMENT OF ELECTIONS

John Arntz, Director

BOS-111
Clerk, Leg. Sec.

Certified Mail: 7017 3040 0000 1609 9478

July 10, 2019

James Sutton
150 Post St. Ste. 405
San Francisco, CA 94108

RE: Certification for the initiative measure entitled **VAPOR PRODUCTS**

As prescribed under *California Elections Code section 9115(a)*, the San Francisco Department of Elections has completed its review of a random sampling of 610 signatures, or 3% of the 20,341 signatures submitted, for the initiative measure entitled **VAPOR PRODUCTS**.


Based on this statistical sampling, the total number of valid signatures was determined to be greater than the 9,485 valid signatures required for qualification. The number of valid signatures required to qualify this initiative measure was determined by calculating 5% of the votes cast for Mayor in the November 2015 Consolidated Municipal Election (S.F. Charter §14.101).

Thus, I hereby certify that the following initiative measure, **VAPOR PRODUCTS**, is sufficient and qualifies for the next general, municipal, or statewide election in the City and County of San Francisco at any time after 90 days from the date of this certification of sufficiency.

If you have any questions or need additional information, please contact Deborah Brown at (415) 554-5665.

Respectfully,

John Arntz
Director of Elections

By 
Deborah Brown
Voter Services Division Manager

cc: London Breed, Mayor
Dennis Herrera, City Attorney
Angela Calvillo, Clerk of the Board of Supervisors
John Arntz, Director of Elections

2019 JUL 11 AM 11:16
RECEIVED
BOARD OF SUPERVISORS
SAN FRANCISCO
OK

From: [Board of Supervisors, \(BOS\)](#)
To: [BOS-Supervisors](#)
Subject: FW: CCSF Monthly Pooled Investment Report for June 2019
Date: Wednesday, July 17, 2019 6:12:00 PM
Attachments: [CCSF Monthly Pooled Investment Report for June 2019.pdf](#)

From: Dion, Ichieh (TTX) <ichieh.dion@sfgov.org>
Sent: Monday, July 15, 2019 8:20 AM
Subject: CCSF Monthly Pooled Investment Report for June 2019

All-

Please find the CCSF Pooled Investment Report for the month of June attached for your use.

Regards,

Ichieh Dion
City and County of San Francisco
1 Dr. Carlton B. Goodlett Place, Room 140
San Francisco, CA 94102
415-554-5433

Office of the Treasurer & Tax Collector
City and County of San Francisco

Tajel Shah, Chief Assistant Treasurer
Robert L. Shaw, CFA, Chief Investment Officer



José Cisneros, Treasurer

Investment Report for the month of June 2019

July 15, 2019

The Honorable London N. Breed
Mayor of San Francisco
City Hall, Room 200
1 Dr. Carlton B. Goodlett Place
San Francisco, CA 94102-4638

The Honorable Board of Supervisors
City and County of San Francisco
City Hall, Room 244
1 Dr. Carlton B. Goodlett Place
San Francisco, CA 94102-4638

Colleagues,

In accordance with the provisions of California State Government Code, Section 53646, we forward this report detailing the City's pooled fund portfolio as of June 30, 2019. These investments provide sufficient liquidity to meet expenditure requirements for the next six months and are in compliance with our statement of investment policy and California Code.

This correspondence and its attachments show the investment activity for the month of June 2019 for the portfolios under the Treasurer's management. All pricing and valuation data is obtained from Interactive Data Corporation.

CCSF Pooled Fund Investment Earnings Statistics *

(in \$ million)	Current Month		Prior Month	
	Fiscal YTD	June 2019	Fiscal YTD	May 2019
Average Daily Balance	\$ 10,759	\$ 11,750	\$ 10,670	\$ 12,183
Net Earnings	249.55	23.87	225.69	25.01
Earned Income Yield	2.32%	2.47%	2.30%	2.42%

CCSF Pooled Fund Statistics *

(in \$ million)	% of	Book	Market	Wtd. Avg.	Wtd. Avg.	
Investment Type	Portfolio	Value	Value	Coupon	YTM	WAM
U.S. Treasuries	6.24%	\$ 719.3	\$ 724.3	1.70%	2.18%	518
Federal Agencies	50.09%	5,799.0	5,816.8	2.24%	2.30%	688
State & Local Government						
Agency Obligations	0.95%	111.2	110.1	2.36%	2.09%	433
Public Time Deposits	0.30%	35.0	35.0	2.35%	2.35%	144
Negotiable CDs	17.39%	2,015.0	2,019.4	2.80%	2.80%	149
Commercial Paper	9.18%	1,052.3	1,065.6	0.00%	2.75%	34
Medium Term Notes	0.30%	34.5	34.7	2.24%	2.47%	228
Money Market Funds	8.14%	945.9	945.9	2.29%	2.29%	1
Supranationals	7.42%	856.5	861.6	1.75%	2.39%	729
Totals	100.0%	\$ 11,568.8	\$ 11,613.5	2.08%	2.43%	466

In the remainder of this report, we provide additional information and analytics at the security-level and portfolio-level, as recommended by the California Debt and Investment Advisory Commission.

Very truly yours,

A handwritten signature in dark ink, appearing to read "José Cisneros", written over a horizontal line.

José Cisneros
Treasurer

cc: Treasury Oversight Committee: Aimee Brown, Kevin Kone, Reeta Madhavan, Eric Sandler
Ben Rosenfield - Controller, Office of the Controller
Tonia Ledijs, Ph.D. - Chief Audit Executive, Office of the Controller
Mayor's Office of Public Policy and Finance
San Francisco County Transportation Authority
San Francisco Public Library
San Francisco Health Service System

Portfolio Summary

Pooled Fund

As of June 30, 2019

<i>(in \$ million)</i>							
Security Type	Par Value	Book Value	Market Value	Market/Book Price	Current % Allocation	Max. Policy Allocation	Compliant?
U.S. Treasuries	\$ 725.0	\$ 719.3	\$ 724.3	100.70	6.24%	100%	Yes
Federal Agencies	5,802.8	5,799.0	5,816.8	100.31	50.09%	100%	Yes
State & Local Government							
Agency Obligations	109.7	111.2	110.1	99.04	0.95%	20%	Yes
Public Time Deposits	35.0	35.0	35.0	100.00	0.30%	100%	Yes
Negotiable CDs	2,015.0	2,015.0	2,019.4	100.22	17.39%	30%	Yes
Bankers Acceptances	-	-	-	-	0.00%	40%	Yes
Commercial Paper	1,068.0	1,052.3	1,065.6	101.27	9.18%	25%	Yes
Medium Term Notes	34.7	34.5	34.7	100.52	0.30%	25%	Yes
Repurchase Agreements	-	-	-	-	0.00%	10%	Yes
Reverse Repurchase/ Securities Lending Agreements	-	-	-	-	0.00%	\$75mm	Yes
Money Market Funds - Government	945.9	945.9	945.9	100.00	8.14%	20%	Yes
LAIF	-	-	-	-	0.00%	\$50mm	Yes
Supranationals	861.2	856.5	861.6	100.59	7.42%	30%	Yes
TOTAL	\$ 11,597.3	\$ 11,568.8	\$ 11,613.5	100.39	100.00%	-	Yes

The City and County of San Francisco uses the following methodology to determine compliance: Compliance is pre-trade and calculated on both a par and market value basis, using the result with the lowest percentage of the overall portfolio value. Cash balances are included in the City's compliance calculations.

Please note the information in this report does not include cash balances. Due to fluctuations in the market value of the securities held in the Pooled Fund and changes in the City's cash position, the allocation limits may be exceeded on a post-trade compliance basis. In these instances, no compliance violation has occurred, as the policy limits were not exceeded prior to trade execution.

The full Investment Policy can be found at <http://www.sftreasurer.org/>, in the Reports & Plans section of the About menu.

Totals may not add due to rounding.

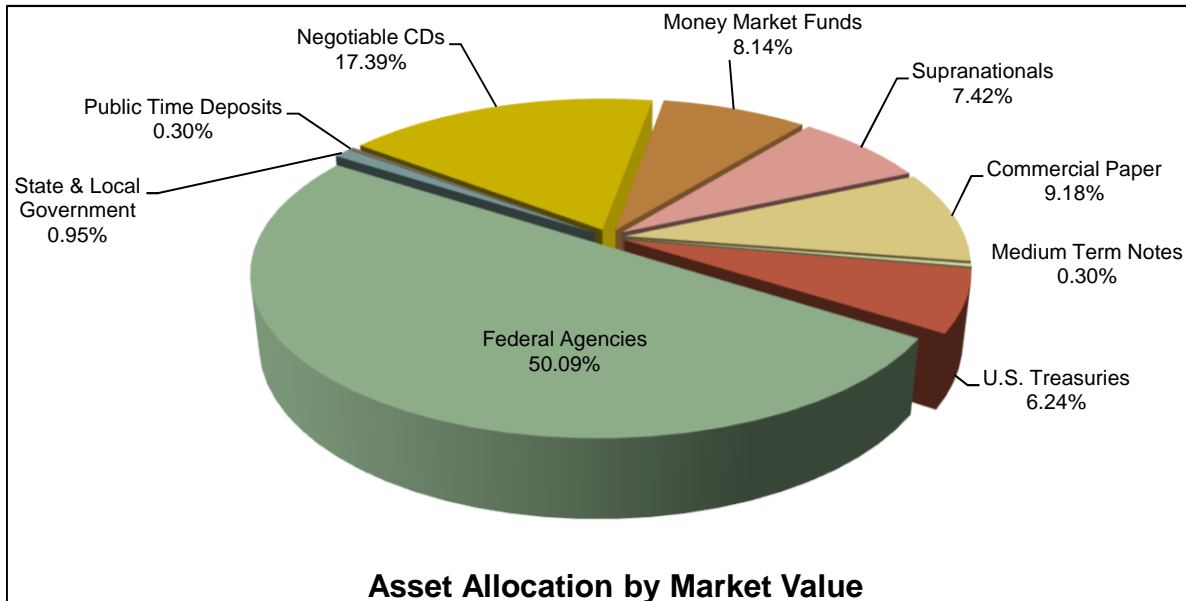
City and County of San Francisco

Pooled Fund Portfolio Statistics

For the month ended June 30, 2019

Average Daily Balance	\$11,749,958,725
Net Earnings	\$23,867,638
Earned Income Yield	2.47%
Weighted Average Maturity	466 days

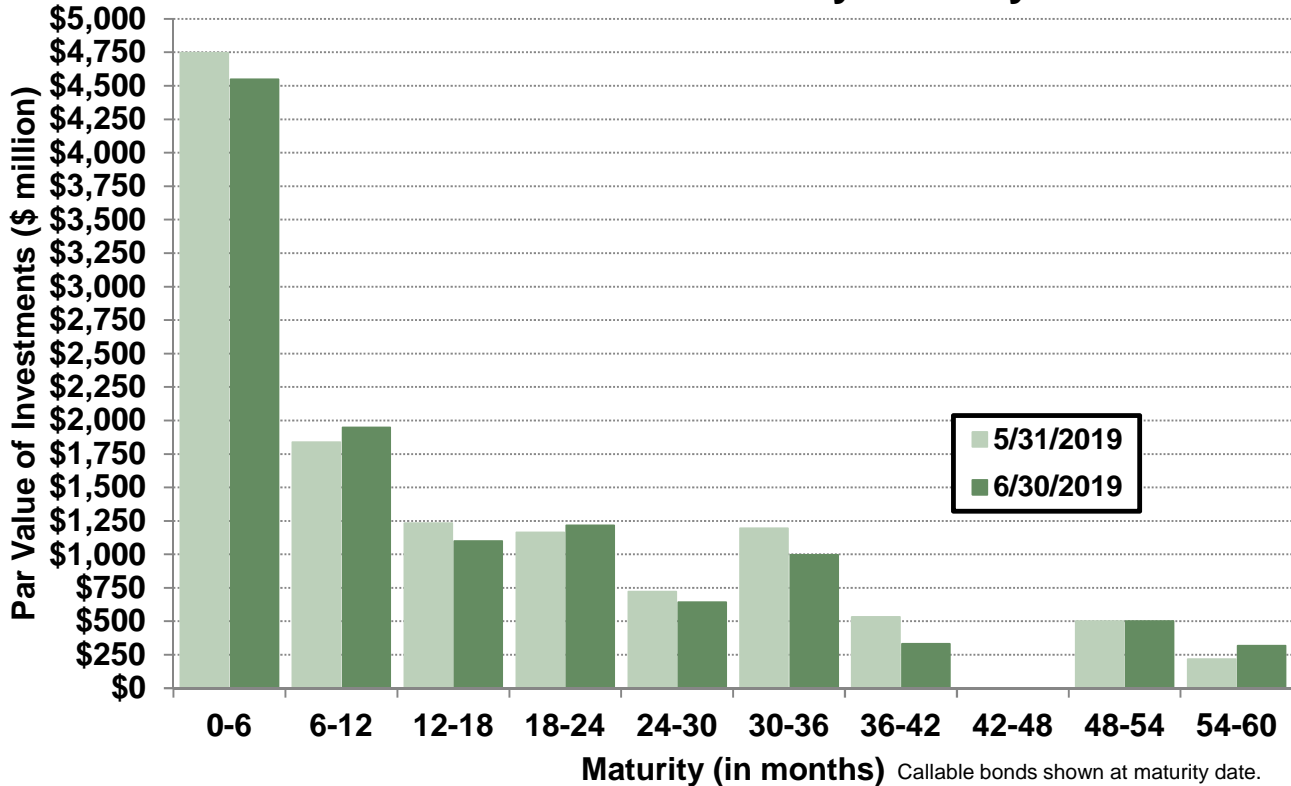
Investment Type	(\$ million)	Par Value	Book Value	Market Value
U.S. Treasuries	\$	725.0	\$ 719.3	\$ 724.3
Federal Agencies		5,802.8	5,799.0	5,816.8
State & Local Government				
Agency Obligations		109.7	111.2	110.1
Public Time Deposits		35.0	35.0	35.0
Negotiable CDs		2,015.0	2,015.0	2,019.4
Commercial Paper		1,068.0	1,052.3	1,065.6
Medium Term Notes		34.7	34.5	34.7
Money Market Funds		945.9	945.9	945.9
Supranationals		861.2	856.5	861.6
Total		\$ 11,597.3	\$ 11,568.8	\$ 11,613.5



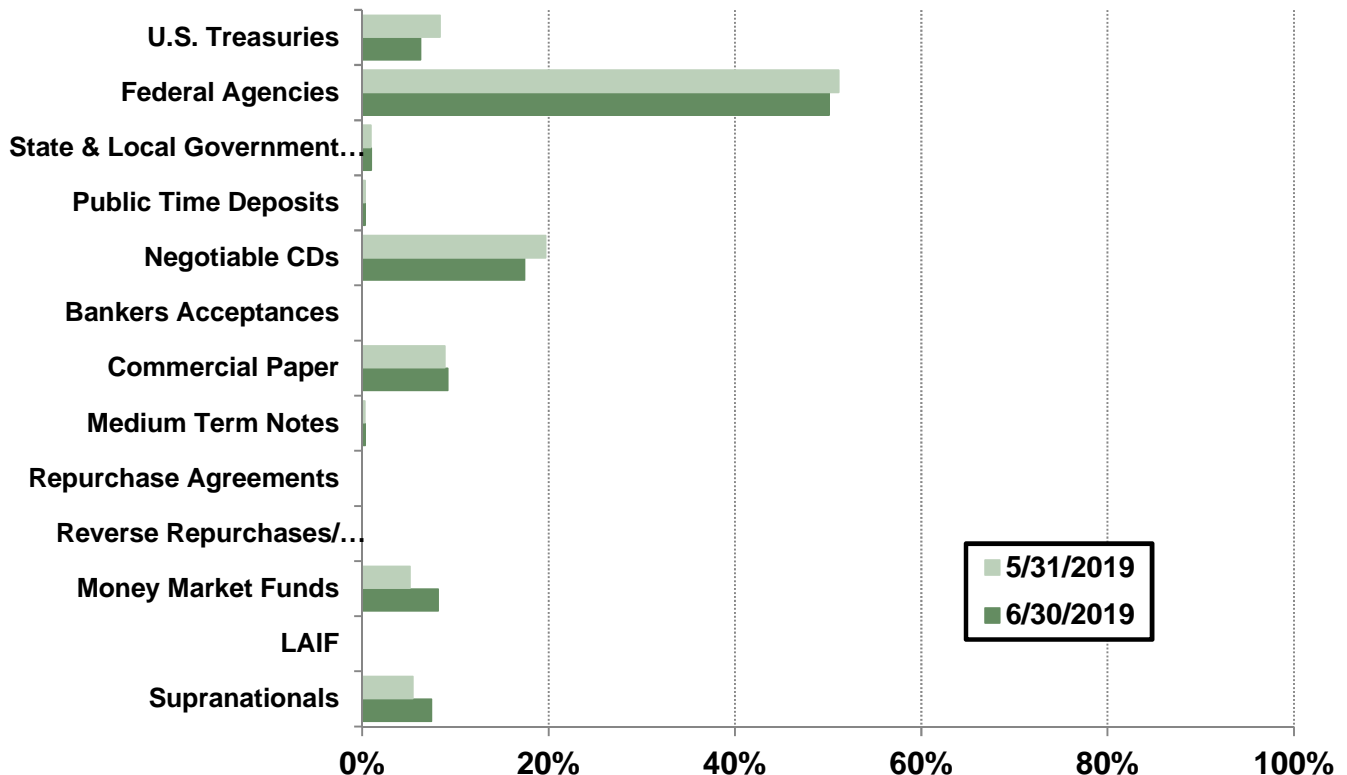
Portfolio Analysis

Pooled Fund

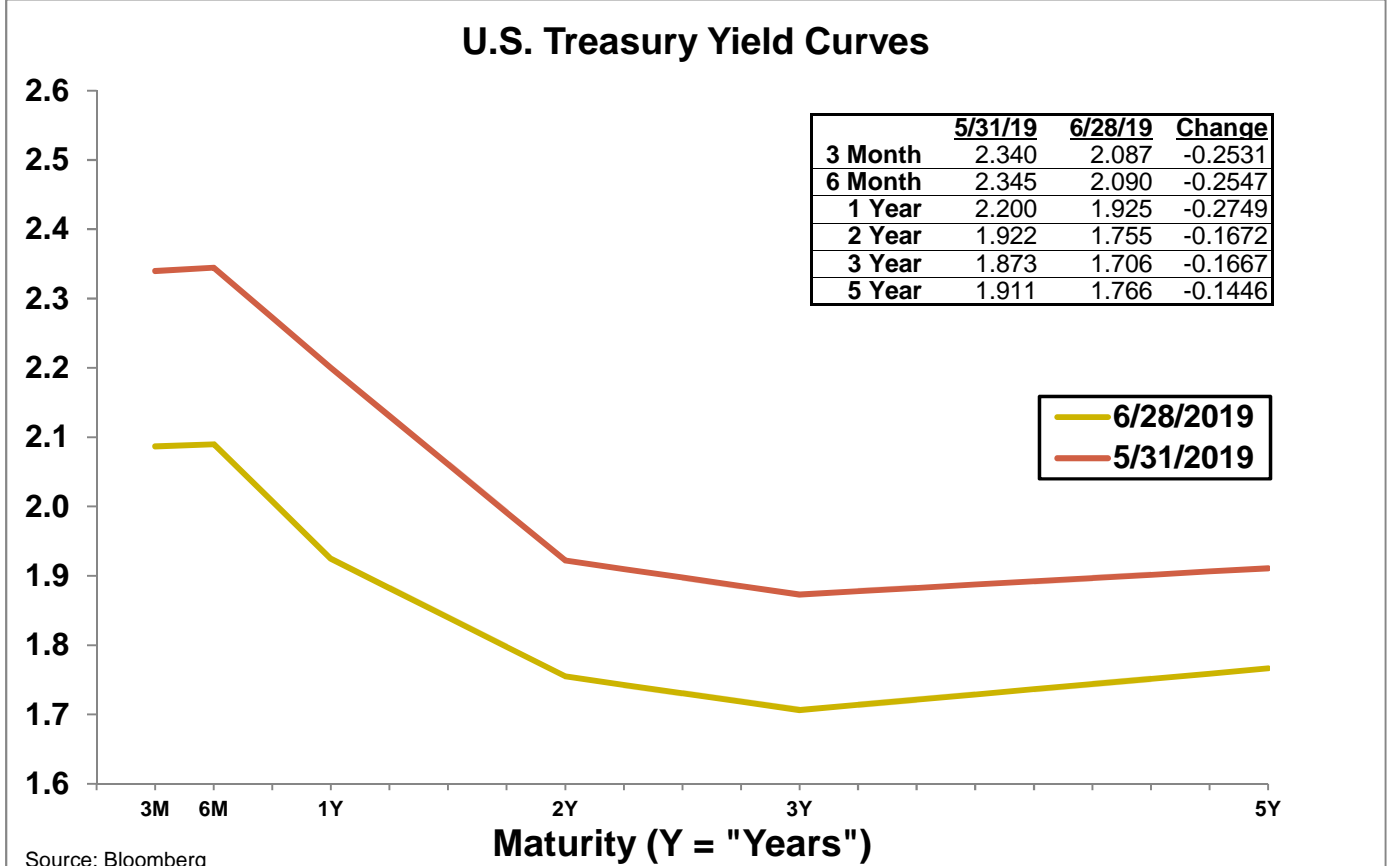
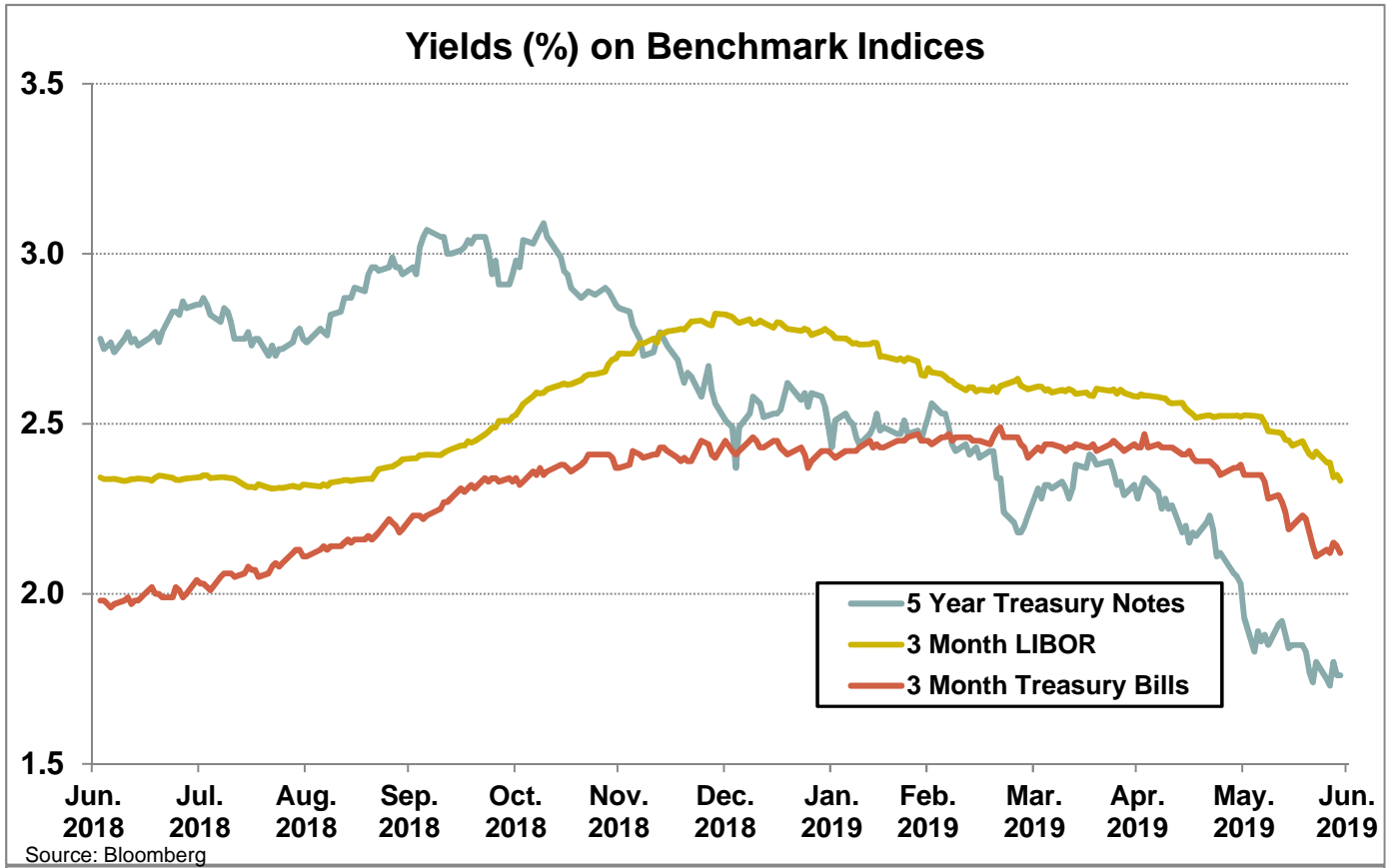
Par Value of Investments by Maturity



Asset Allocation by Market Value



Yield Curves



Investment Inventory

Pooled Fund

As of June 30, 2019

Type of Investment	CUSIP	Issuer Name	Settle Date	Maturity		Coupon	Par Value	Book Value	Amortized		Market Value
				Date					Book Value		
U.S. Treasuries	912828T59	US TREASURY	5/18/2018	10/15/2019		1.00	\$ 25,000,000	\$ 24,492,188	\$ 24,895,479	\$	24,920,000
U.S. Treasuries	912828T59	US TREASURY	8/15/2018	10/15/2019		1.00	50,000,000	49,134,766	49,784,707		49,840,000
U.S. Treasuries	9128283N8	US TREASURY	1/16/2018	12/31/2019		1.88	50,000,000	49,871,094	49,966,961		49,959,000
U.S. Treasuries	912828XU9	US TREASURY	6/20/2017	6/15/2020		1.50	50,000,000	49,982,422	49,994,361		49,779,500
U.S. Treasuries	912828XU9	US TREASURY	4/3/2019	6/15/2020		1.50	50,000,000	49,478,516	49,584,238		49,779,500
U.S. Treasuries	912828XU9	US TREASURY	12/20/2018	6/15/2020		1.50	100,000,000	98,312,500	98,912,293		99,559,000
U.S. Treasuries	912828XY1	US TREASURY	4/3/2019	6/30/2020		2.50	50,000,000	50,070,313	50,056,529		50,261,500
U.S. Treasuries	9128283Q1	US TREASURY	3/4/2019	1/15/2021		2.00	50,000,000	49,618,925	49,575,826		50,125,000
U.S. Treasuries	912828C57	US TREASURY	4/15/2019	3/31/2021		2.25	50,000,000	49,909,388	49,877,984		50,388,500
U.S. Treasuries	9128284G2	US TREASURY	4/9/2019	4/15/2021		2.38	50,000,000	50,013,672	50,012,132		50,508,000
U.S. Treasuries	912828S27	US TREASURY	8/15/2017	6/30/2021		1.13	25,000,000	24,519,531	24,752,126		24,693,250
U.S. Treasuries	912828T67	US TREASURY	11/10/2016	10/31/2021		1.25	50,000,000	49,574,219	49,800,005		49,443,500
U.S. Treasuries	912828U65	US TREASURY	12/13/2016	11/30/2021		1.75	100,000,000	99,312,500	99,665,161		100,031,000
U.S. Treasuries	912828XW5	US TREASURY	8/15/2017	6/30/2022		1.75	25,000,000	24,977,539	24,986,183		25,031,250
Subtotals						1.70	\$ 725,000,000	\$ 719,267,570	\$ 721,863,984	\$	724,319,000
Federal Agencies	3130AC7C2	FEDERAL HOME LOAN BANK	8/23/2017	7/1/2019		1.40	\$ 15,000,000	\$ 15,005,400	\$ 15,000,000	\$	15,000,000
Federal Agencies	3133EGJX4	FEDERAL FARM CREDIT BANK	5/23/2018	7/5/2019		1.08	35,370,000	34,836,267	35,364,767		35,365,756
Federal Agencies	3134G9YR2	FREDDIE MAC	7/12/2016	7/12/2019		2.25	50,000,000	50,000,000	50,000,000		50,000,000
Federal Agencies	3130A8Y72	FEDERAL HOME LOAN BANK	4/19/2018	8/5/2019		0.88	5,000,000	4,905,088	4,992,977		4,993,500
Federal Agencies	3130A8Y72	FEDERAL HOME LOAN BANK	5/10/2018	8/5/2019		0.88	6,000,000	5,886,596	5,991,219		5,992,200
Federal Agencies	3130A8Y72	FEDERAL HOME LOAN BANK	4/19/2018	8/5/2019		0.88	24,000,000	23,545,680	23,966,382		23,968,800
Federal Agencies	3130A8Y72	FEDERAL HOME LOAN BANK	9/27/2018	8/5/2019		0.88	36,010,000	35,485,694	35,951,184		35,963,187
Federal Agencies	3133EGED3	FEDERAL FARM CREDIT BANK	6/9/2016	8/9/2019		2.60	25,000,000	25,000,000	25,000,000		25,006,750
Federal Agencies	3133EGED3	FEDERAL FARM CREDIT BANK	6/9/2016	8/9/2019		2.60	25,000,000	25,000,000	25,000,000		25,006,750
Federal Agencies	3134G94F1	FREDDIE MAC	8/15/2016	8/15/2019		2.00	25,000,000	25,000,000	25,000,000		24,992,500
Federal Agencies	3133EGX67	FEDERAL FARM CREDIT BANK	12/20/2016	8/20/2019		2.50	50,000,000	50,000,000	50,000,000		50,010,500
Federal Agencies	3135G0P23	FANNIE MAE	8/30/2016	8/23/2019		1.25	20,000,000	20,000,000	20,000,000		19,968,200
Federal Agencies	3136G3X59	FANNIE MAE	8/23/2016	8/23/2019		1.10	25,000,000	25,000,000	25,000,000		24,958,500
Federal Agencies	3134G9GS0	FREDDIE MAC	5/26/2016	8/26/2019		1.25	25,000,000	25,000,000	25,000,000		24,961,000
Federal Agencies	3134GAFY5	FREDDIE MAC	11/28/2017	8/28/2019		1.30	8,450,000	8,374,795	8,443,163		8,436,649
Federal Agencies	313384LB3	FED HOME LN DISCOUNT NT	5/31/2019	8/30/2019		0.00	40,000,000	39,762,490	39,843,400		39,852,800
Federal Agencies	3135G0Q30	FANNIE MAE	10/21/2016	9/27/2019		1.18	50,000,000	50,000,000	50,000,000		49,873,500
Federal Agencies	3132X0KH3	FARMER MAC	10/6/2016	10/1/2019		2.60	50,000,000	50,000,000	50,000,000		50,021,500
Federal Agencies	3133EJF79	FEDERAL FARM CREDIT BANK	10/10/2018	10/14/2019		2.65	36,000,000	35,987,760	35,996,613		36,044,280
Federal Agencies	3133EGXK6	FEDERAL FARM CREDIT BANK	12/1/2017	10/11/2019		1.12	20,000,000	19,732,000	19,959,741		19,939,600
Federal Agencies	3134G8TG4	FREDDIE MAC	4/11/2016	10/11/2019		1.50	15,000,000	15,000,000	15,000,000		14,969,100
Federal Agencies	3130ACM92	FEDERAL HOME LOAN BANK	10/13/2017	10/21/2019		1.50	21,500,000	21,461,945	21,494,225		21,453,560
Federal Agencies	3136G0T68	FANNIE MAE	8/28/2017	10/24/2019		1.33	14,000,000	13,968,220	13,995,356		13,962,060
Federal Agencies	3134GBHT2	FREDDIE MAC	9/12/2017	10/25/2019		1.63	50,000,000	50,024,500	50,003,677		49,910,000
Federal Agencies	3136G4FJ7	FANNIE MAE	10/25/2016	10/25/2019		1.20	25,000,000	25,000,000	25,000,000		24,922,500
Federal Agencies	3136G4EZ2	FANNIE MAE	10/28/2016	10/30/2019		1.13	50,000,000	49,950,000	49,994,485		49,827,000
Federal Agencies	3134GAVL5	FREDDIE MAC	11/4/2016	11/4/2019		1.17	100,000,000	100,000,000	100,000,000		99,639,000
Federal Agencies	3133EJRU5	FEDERAL FARM CREDIT BANK	6/14/2018	11/14/2019		2.45	50,000,000	49,987,500	49,996,718		50,086,500
Federal Agencies	3136G3LV5	FANNIE MAE	5/26/2016	11/26/2019		1.35	8,950,000	8,950,000	8,950,000		8,921,181
Federal Agencies	3133EGN43	FEDERAL FARM CREDIT BANK	12/2/2016	12/2/2019		2.60	50,000,000	50,000,000	50,000,000		50,035,500
Federal Agencies	3130A0JR2	FEDERAL HOME LOAN BANK	12/15/2017	12/13/2019		2.38	11,360,000	11,464,888	11,363,773		11,366,816
Federal Agencies	3130A0JR2	FEDERAL HOME LOAN BANK	12/12/2017	12/13/2019		2.38	20,000,000	20,186,124	20,042,012		20,012,000
Federal Agencies	3130A0JR2	FEDERAL HOME LOAN BANK	12/15/2017	12/13/2019		2.38	40,000,000	40,369,200	40,083,679		40,024,000

Investment Inventory

Pooled Fund

Type of Investment	CUSIP	Issuer Name	Settle Date	Maturity		Coupon	Par Value	Book Value	Amortized	Market Value
				Date					Book Value	
Federal Agencies	3134G9VR5	FREDDIE MAC	7/6/2016	1/6/2020		2.00	25,000,000	25,000,000	25,000,000	24,999,750
Federal Agencies	3136G4KQ5	FANNIE MAE	11/17/2017	1/17/2020		1.65	1,000,000	996,070	999,006	997,480
Federal Agencies	3136G4KQ5	FANNIE MAE	11/17/2017	1/17/2020		1.65	31,295,000	31,172,011	31,263,903	31,216,137
Federal Agencies	3133EJLU1	FEDERAL FARM CREDIT BANK	4/24/2018	1/24/2020		2.42	25,000,000	24,996,500	24,998,868	25,060,250
Federal Agencies	3133EJLU1	FEDERAL FARM CREDIT BANK	4/24/2018	1/24/2020		2.42	25,000,000	24,995,700	24,998,609	25,060,250
Federal Agencies	3130ADN32	FEDERAL HOME LOAN BANK	2/9/2018	2/11/2020		2.13	50,000,000	49,908,500	49,971,875	50,021,000
Federal Agencies	313378J77	FEDERAL HOME LOAN BANK	5/17/2017	3/13/2020		1.88	15,710,000	15,843,849	15,743,235	15,685,650
Federal Agencies	3133EHZN6	FEDERAL FARM CREDIT BANK	9/20/2017	3/20/2020		1.45	20,000,000	19,979,400	19,994,059	19,924,200
Federal Agencies	3133EJHL6	FEDERAL FARM CREDIT BANK	3/27/2018	3/27/2020		2.38	50,000,000	49,964,000	49,986,703	50,143,000
Federal Agencies	3136G3TK1	FANNIE MAE	7/6/2016	4/6/2020		2.00	25,000,000	25,000,000	25,000,000	25,000,000
Federal Agencies	3134GBET5	FREDDIE MAC	5/22/2018	4/13/2020		1.80	10,000,000	9,839,400	9,933,393	9,974,700
Federal Agencies	3133EJG37	FEDERAL FARM CREDIT BANK	10/15/2018	4/15/2020		2.85	25,000,000	24,992,500	24,996,045	25,170,000
Federal Agencies	3136G4BL6	FANNIE MAE	10/17/2016	4/17/2020		1.25	15,000,000	15,000,000	15,000,000	14,908,500
Federal Agencies	3134GTJN4	FREDDIE MAC	4/22/2019	4/22/2020		2.54	25,000,000	25,000,000	25,000,000	25,005,750
Federal Agencies	3134GTJN4	FREDDIE MAC	4/22/2019	4/22/2020		2.54	25,000,000	25,000,000	25,000,000	25,005,750
Federal Agencies	3137EAEM7	FREDDIE MAC	4/19/2018	4/23/2020		2.50	35,000,000	34,992,300	34,996,889	35,153,300
Federal Agencies	3134GBPB2	FREDDIE MAC	5/30/2017	5/22/2020		1.70	15,750,000	15,750,000	15,750,000	15,720,548
Federal Agencies	3134GTTV5	FREDDIE MAC	6/12/2019	6/12/2020		2.40	100,000,000	100,000,000	100,000,000	99,927,000
Federal Agencies	3133EHNK5	FEDERAL FARM CREDIT BANK	6/15/2017	6/15/2020		1.54	25,000,000	24,997,500	24,999,202	24,902,000
Federal Agencies	3133EHNK5	FEDERAL FARM CREDIT BANK	6/15/2017	6/15/2020		1.54	26,900,000	26,894,620	26,898,282	26,794,552
Federal Agencies	3134GBST0	FREDDIE MAC	6/22/2017	6/22/2020		1.65	14,675,000	14,675,000	14,675,000	14,637,726
Federal Agencies	3134GBTX0	FREDDIE MAC	6/29/2017	6/29/2020		1.75	50,000,000	49,990,000	49,996,679	49,839,500
Federal Agencies	3136G3TG0	FANNIE MAE	6/30/2016	6/30/2020		1.75	15,000,000	15,000,000	15,000,000	14,978,400
Federal Agencies	3134GB5M0	FREDDIE MAC	12/1/2017	7/1/2020		1.96	50,000,000	50,000,000	50,000,000	50,077,500
Federal Agencies	3133EHQB2	FEDERAL FARM CREDIT BANK	7/6/2017	7/6/2020		1.55	25,000,000	24,989,961	24,996,602	24,864,000
Federal Agencies	3130ABNV4	FEDERAL HOME LOAN BANK	7/13/2017	7/13/2020		1.75	50,000,000	50,000,000	50,000,000	49,857,000
Federal Agencies	3134GBXV9	FREDDIE MAC	7/13/2017	7/13/2020		1.85	50,000,000	50,000,000	50,000,000	49,872,500
Federal Agencies	3135G0T60	FANNIE MAE	8/1/2017	7/30/2020		1.50	50,000,000	49,848,500	49,945,299	49,750,500
Federal Agencies	3130ABZE9	FEDERAL HOME LOAN BANK	8/28/2017	8/28/2020		1.65	6,700,000	6,699,330	6,699,741	6,674,741
Federal Agencies	3130ABZN9	FEDERAL HOME LOAN BANK	8/28/2017	8/28/2020		1.80	25,000,000	25,000,000	25,000,000	24,921,500
Federal Agencies	3130ABZN9	FEDERAL HOME LOAN BANK	8/28/2017	8/28/2020		1.80	50,000,000	50,000,000	50,000,000	49,843,000
Federal Agencies	3130ADT93	FEDERAL HOME LOAN BANK	3/14/2018	9/14/2020		2.40	25,000,000	24,984,458	24,992,509	25,133,500
Federal Agencies	3133EJ3N7	FEDERAL FARM CREDIT BANK	12/21/2018	9/21/2020		2.77	25,000,000	24,990,750	24,993,525	25,246,250
Federal Agencies	3130ACE26	FEDERAL HOME LOAN BANK	9/8/2017	9/28/2020		1.38	18,000,000	17,942,220	17,976,443	17,881,200
Federal Agencies	3130ACE26	FEDERAL HOME LOAN BANK	9/8/2017	9/28/2020		1.38	30,000,000	29,903,700	29,960,738	29,802,000
Federal Agencies	3130ACK52	FEDERAL HOME LOAN BANK	3/12/2018	10/5/2020		1.70	25,530,000	25,035,101	25,286,244	25,456,984
Federal Agencies	3132X0KR1	FARMER MAC	11/2/2016	11/2/2020		2.64	25,000,000	25,000,000	25,000,000	25,048,250
Federal Agencies	3132X0ZF1	FARMER MAC	11/13/2017	11/9/2020		1.93	12,000,000	11,970,000	11,986,346	12,001,920
Federal Agencies	3133EJT90	FEDERAL FARM CREDIT BANK	11/16/2018	11/16/2020		2.95	50,000,000	49,947,835	49,964,034	50,715,500
Federal Agencies	3137EAEK1	FREDDIE MAC	11/15/2017	11/17/2020		1.88	50,000,000	49,952,000	49,977,924	49,984,500
Federal Agencies	3134GBX56	FREDDIE MAC	11/24/2017	11/24/2020		2.25	60,000,000	60,223,200	60,104,269	60,285,600
Federal Agencies	3134GBLR1	FREDDIE MAC	5/25/2017	11/25/2020		1.75	24,715,000	24,712,529	24,714,009	24,667,053
Federal Agencies	3133EHW58	FEDERAL FARM CREDIT BANK	11/27/2017	11/27/2020		1.90	25,000,000	24,992,629	24,996,536	25,006,250
Federal Agencies	3133EHW58	FEDERAL FARM CREDIT BANK	11/27/2017	11/27/2020		1.90	25,000,000	24,992,629	24,996,536	25,006,250
Federal Agencies	3130A3UQ5	FEDERAL HOME LOAN BANK	12/13/2017	12/11/2020		1.88	10,000,000	9,957,600	9,979,498	9,996,300
Federal Agencies	3132X0ZY0	FARMER MAC	12/15/2017	12/15/2020		2.05	12,750,000	12,741,458	12,745,846	12,716,085
Federal Agencies	3130AG2H7	FEDERAL HOME LOAN BANK	3/18/2019	12/18/2020		2.65	34,300,000	34,300,000	34,300,000	34,322,638
Federal Agencies	3130AG2H7	FEDERAL HOME LOAN BANK	3/18/2019	12/18/2020		2.65	40,000,000	40,000,000	40,000,000	40,026,400
Federal Agencies	3133EGX75	FEDERAL FARM CREDIT BANK	12/21/2016	12/21/2020		2.57	50,000,000	50,000,000	50,000,000	50,088,000
Federal Agencies	3133EFTX5	FEDERAL FARM CREDIT BANK	12/24/2015	12/24/2020		2.73	100,000,000	100,000,000	100,000,000	100,380,000

Investment Inventory

Pooled Fund

Type of Investment	CUSIP	Issuer Name	Settle Date	Maturity		Coupon	Par Value	Book Value	Amortized	Market Value
				Date					Book Value	
Federal Agencies	3133EJ4Q9	FEDERAL FARM CREDIT BANK	1/11/2019	1/11/2021		2.55	100,000,000	99,934,000	99,949,439	101,055,000
Federal Agencies	3130AC2K9	FEDERAL HOME LOAN BANK	9/20/2017	2/10/2021		1.87	50,200,000	50,189,960	50,195,219	50,091,066
Federal Agencies	3133EJCE7	FEDERAL FARM CREDIT BANK	4/16/2018	2/12/2021		2.35	50,000,000	49,673,710	49,813,007	50,323,500
Federal Agencies	3137EAEI9	FREDDIE MAC	2/16/2018	2/16/2021		2.38	22,000,000	21,941,920	21,968,416	22,190,520
Federal Agencies	3134GBD58	FREDDIE MAC	8/30/2017	2/26/2021		1.80	5,570,000	5,569,443	5,569,735	5,562,536
Federal Agencies	3133EKCS3	FEDERAL FARM CREDIT BANK	3/11/2019	3/11/2021		2.55	50,000,000	49,975,000	49,978,830	50,622,500
Federal Agencies	3133EKCS3	FEDERAL FARM CREDIT BANK	3/11/2019	3/11/2021		2.55	50,000,000	49,975,000	49,978,830	50,622,500
Federal Agencies	3130AAYP7	FEDERAL HOME LOAN BANK	8/11/2017	3/22/2021		2.20	8,585,000	8,593,327	8,588,977	8,585,000
Federal Agencies	3132X0Q53	FARMER MAC	3/29/2018	3/29/2021		2.60	6,350,000	6,343,079	6,345,977	6,395,022
Federal Agencies	3132X0Q53	FARMER MAC	3/29/2018	3/29/2021		2.60	20,450,000	20,427,710	20,437,045	20,594,991
Federal Agencies	3133EKFP6	FEDERAL FARM CREDIT BANK	4/5/2019	4/5/2021		2.23	25,000,000	24,916,500	24,926,438	25,193,750
Federal Agencies	3133EKFP6	FEDERAL FARM CREDIT BANK	4/5/2019	4/5/2021		2.23	25,000,000	24,917,500	24,927,319	25,193,750
Federal Agencies	3130AGC60	FEDERAL HOME LOAN BANK	4/23/2019	4/23/2021		2.60	25,000,000	25,000,000	25,000,000	25,042,750
Federal Agencies	3130AGC60	FEDERAL HOME LOAN BANK	4/23/2019	4/23/2021		2.60	25,000,000	25,000,000	25,000,000	25,042,750
Federal Agencies	3130AGC60	FEDERAL HOME LOAN BANK	4/23/2019	4/23/2021		2.60	25,000,000	25,000,000	25,000,000	25,042,750
Federal Agencies	3130AGC60	FEDERAL HOME LOAN BANK	4/23/2019	4/23/2021		2.60	25,000,000	25,000,000	25,000,000	25,042,750
Federal Agencies	3134GBJP8	FREDDIE MAC	11/16/2017	5/3/2021		1.89	22,000,000	21,874,600	21,933,332	22,000,220
Federal Agencies	3133EJNS4	FEDERAL FARM CREDIT BANK	5/22/2018	5/10/2021		2.70	17,700,000	17,653,095	17,670,619	17,995,236
Federal Agencies	3130ACVS0	FEDERAL HOME LOAN BANK	11/30/2017	6/15/2021		2.13	50,000,000	50,000,000	50,000,000	50,021,500
Federal Agencies	3130ACVS0	FEDERAL HOME LOAN BANK	11/30/2017	6/15/2021		2.13	50,000,000	50,000,000	50,000,000	50,021,500
Federal Agencies	3134GTUN1	FREDDIE MAC	6/17/2019	6/17/2021		2.43	25,000,000	25,000,000	25,000,000	25,005,250
Federal Agencies	3134GTUN1	FREDDIE MAC	6/17/2019	6/17/2021		2.43	25,000,000	25,000,000	25,000,000	25,005,250
Federal Agencies	3134GTUN1	FREDDIE MAC	6/17/2019	6/17/2021		2.43	25,000,000	25,000,000	25,000,000	25,005,250
Federal Agencies	3134GTUN1	FREDDIE MAC	6/17/2019	6/17/2021		2.43	25,000,000	25,000,000	25,000,000	25,005,250
Federal Agencies	3135G0U35	FANNIE MAE	6/25/2018	6/22/2021		2.75	25,000,000	24,994,250	24,996,202	25,451,500
Federal Agencies	3134GBJ60	FREDDIE MAC	9/29/2017	6/29/2021		1.90	50,000,000	50,000,000	50,000,000	50,003,500
Federal Agencies	3130ACQ98	FEDERAL HOME LOAN BANK	11/1/2017	7/1/2021		2.08	100,000,000	100,000,000	100,000,000	100,058,000
Federal Agencies	3134GBM25	FREDDIE MAC	10/2/2017	7/1/2021		1.92	50,000,000	50,000,000	50,000,000	50,007,000
Federal Agencies	3130ACF33	FEDERAL HOME LOAN BANK	9/18/2017	9/13/2021		1.88	25,000,000	24,927,500	24,959,916	24,930,000
Federal Agencies	3135G0Q89	FANNIE MAE	10/21/2016	10/7/2021		1.38	25,000,000	25,000,000	25,000,000	24,751,250
Federal Agencies	3133EJK24	FEDERAL FARM CREDIT BANK	10/19/2018	10/19/2021		3.00	25,000,000	24,980,900	24,985,344	25,671,500
Federal Agencies	3133EGZJ7	FEDERAL FARM CREDIT BANK	10/25/2016	10/25/2021		1.38	14,500,000	14,500,000	14,500,000	14,359,785
Federal Agencies	3133EGZJ7	FEDERAL FARM CREDIT BANK	10/25/2016	10/25/2021		1.38	15,000,000	15,000,000	15,000,000	14,854,950
Federal Agencies	3133EJT74	FEDERAL FARM CREDIT BANK	11/15/2018	11/15/2021		3.05	50,000,000	49,950,000	49,960,401	51,438,500
Federal Agencies	3130ACB60	FEDERAL HOME LOAN BANK	9/8/2017	12/15/2021		2.00	50,000,000	50,000,000	50,000,000	50,016,500
Federal Agencies	3133EJ3B3	FEDERAL FARM CREDIT BANK	12/17/2018	12/17/2021		2.80	25,000,000	24,974,250	24,978,855	25,563,000
Federal Agencies	3133EJ3B3	FEDERAL FARM CREDIT BANK	12/17/2018	12/17/2021		2.80	25,000,000	24,974,250	24,978,855	25,563,000
Federal Agencies	3133EJ3B3	FEDERAL FARM CREDIT BANK	12/17/2018	12/17/2021		2.80	25,000,000	24,964,250	24,970,643	25,563,000
Federal Agencies	3130AFMD6	FEDERAL HOME LOAN BANK	1/3/2019	1/3/2022		3.03	25,000,000	25,000,000	25,000,000	25,001,250
Federal Agencies	3130AFMD6	FEDERAL HOME LOAN BANK	1/3/2019	1/3/2022		3.03	25,000,000	25,000,000	25,000,000	25,001,250
Federal Agencies	3130AFMD6	FEDERAL HOME LOAN BANK	1/3/2019	1/3/2022		3.03	25,000,000	25,000,000	25,000,000	25,001,250
Federal Agencies	3130AFMD6	FEDERAL HOME LOAN BANK	1/3/2019	1/3/2022		3.03	25,000,000	25,000,000	25,000,000	25,001,250
Federal Agencies	3133EKAK2	FEDERAL FARM CREDIT BANK	2/19/2019	2/14/2022		2.53	20,700,000	20,689,886	20,684,716	21,081,501
Federal Agencies	3133EKBV7	FEDERAL FARM CREDIT BANK	3/1/2019	3/1/2022		2.55	10,000,000	9,997,186	9,997,499	10,192,200
Federal Agencies	313378WG2	FEDERAL HOME LOAN BANK	4/5/2019	3/11/2022		2.50	17,780,000	17,878,620	17,843,382	18,103,063
Federal Agencies	313378WG2	FEDERAL HOME LOAN BANK	4/5/2019	3/11/2022		2.50	40,000,000	40,225,027	40,145,496	40,726,800
Federal Agencies	3133EKDC7	FEDERAL FARM CREDIT BANK	4/8/2019	3/14/2022		2.47	26,145,000	26,269,102	26,219,693	26,598,093
Federal Agencies	3133EKDC7	FEDERAL FARM CREDIT BANK	4/8/2019	3/14/2022		2.47	45,500,000	45,709,603	45,624,117	46,288,515
Federal Agencies	3135G0T45	FANNIE MAE	6/6/2017	4/5/2022		1.88	25,000,000	25,072,250	25,041,327	25,044,750
Federal Agencies	3134GTDQ3	FREDDIE MAC	4/12/2019	4/12/2022		2.75	50,000,000	50,000,000	50,000,000	50,007,000

Investment Inventory

Pooled Fund

Type of Investment	CUSIP	Issuer Name	Settle Date	Maturity		Coupon	Par Value	Book Value	Amortized	Market Value
				Date					Book Value	
Federal Agencies	3135G0V59	FANNIE MAE	4/12/2019	4/12/2022		2.25	25,000,000	24,918,000	24,923,985	25,314,000
Federal Agencies	3135G0V59	FANNIE MAE	4/12/2019	4/12/2022		2.25	50,000,000	49,836,000	49,847,971	50,628,000
Federal Agencies	3135G0V59	FANNIE MAE	4/12/2019	4/12/2022		2.25	50,000,000	49,836,000	49,847,971	50,628,000
Federal Agencies	3133EKHB5	FEDERAL FARM CREDIT BANK	4/18/2019	4/18/2022		2.35	50,000,000	49,969,500	49,971,559	50,727,500
Federal Agencies	3134GTLU5	FREDDIE MAC	5/9/2019	5/9/2022		2.75	25,000,000	25,000,000	25,000,000	25,004,000
Federal Agencies	3134GTLU5	FREDDIE MAC	5/9/2019	5/9/2022		2.75	25,000,000	25,000,000	25,000,000	25,004,000
Federal Agencies	3134GTLU5	FREDDIE MAC	5/9/2019	5/9/2022		2.75	50,000,000	50,000,000	50,000,000	50,008,000
Federal Agencies	3133EKL R5	FEDERAL FARM CREDIT BANK	5/16/2019	5/16/2022		2.25	25,000,000	24,949,250	24,951,380	25,301,750
Federal Agencies	3133EKL R5	FEDERAL FARM CREDIT BANK	5/16/2019	5/16/2022		2.25	35,000,000	34,928,950	34,931,932	35,422,450
Federal Agencies	3130AGGK5	FEDERAL HOME LOAN BANK	5/23/2019	5/23/2022		2.65	25,000,000	25,000,000	25,000,000	25,007,250
Federal Agencies	3130AGGK5	FEDERAL HOME LOAN BANK	5/23/2019	5/23/2022		2.65	25,000,000	25,000,000	25,000,000	25,007,250
Federal Agencies	3130AGGK5	FEDERAL HOME LOAN BANK	5/23/2019	5/23/2022		2.65	50,000,000	50,000,000	50,000,000	50,014,500
Federal Agencies	3134GBQG0	FREDDIE MAC	5/25/2017	5/25/2022		2.18	50,000,000	50,000,000	50,000,000	50,022,500
Federal Agencies	3133EHL Y7	FEDERAL FARM CREDIT BANK	6/6/2017	6/2/2022		1.88	50,000,000	50,059,250	50,034,698	50,031,500
Federal Agencies	3133EHL Y7	FEDERAL FARM CREDIT BANK	6/9/2017	6/2/2022		1.88	50,000,000	49,997,500	49,998,534	50,031,500
Federal Agencies	3134GBF72	FREDDIE MAC	9/15/2017	6/15/2022		2.01	50,000,000	50,000,000	50,000,000	50,019,500
Federal Agencies	3134GBN73	FREDDIE MAC	10/2/2017	7/1/2022		2.07	50,000,000	50,000,000	50,000,000	50,029,000
Federal Agencies	3134GBW99	FREDDIE MAC	11/1/2017	7/1/2022		2.24	100,000,000	100,000,000	100,000,000	100,085,000
Federal Agencies	3134GBXU1	FREDDIE MAC	7/27/2017	7/27/2022		2.25	31,575,000	31,575,000	31,575,000	31,579,421
Federal Agencies	3130AC7E8	FEDERAL HOME LOAN BANK	9/1/2017	9/1/2022		2.17	50,000,000	50,000,000	50,000,000	50,021,500
Federal Agencies	3134GTEE9	FREDDIE MAC	4/24/2019	10/24/2022		2.76	25,000,000	25,000,000	25,000,000	25,041,500
Federal Agencies	3134GTEE9	FREDDIE MAC	4/24/2019	10/24/2022		2.76	25,000,000	25,000,000	25,000,000	25,041,500
Federal Agencies	3134GTEE9	FREDDIE MAC	4/24/2019	10/24/2022		2.76	25,000,000	25,000,000	25,000,000	25,041,500
Federal Agencies	3134GTEE9	FREDDIE MAC	4/24/2019	10/24/2022		2.76	25,000,000	25,000,000	25,000,000	25,041,500
Federal Agencies	3134GSY74	FREDDIE MAC	2/22/2019	8/22/2023		3.01	25,000,000	25,000,000	25,000,000	25,025,500
Federal Agencies	3134GSY74	FREDDIE MAC	2/22/2019	8/22/2023		3.01	25,000,000	25,000,000	25,000,000	25,025,500
Federal Agencies	3134GSY74	FREDDIE MAC	2/22/2019	8/22/2023		3.01	25,000,000	25,000,000	25,000,000	25,025,500
Federal Agencies	3134GSY74	FREDDIE MAC	2/22/2019	8/22/2023		3.01	25,000,000	25,000,000	25,000,000	25,025,500
Federal Agencies	3134GTHR7	FREDDIE MAC	4/23/2019	10/23/2023		2.81	25,000,000	25,000,000	25,000,000	25,043,750
Federal Agencies	3134GTHR7	FREDDIE MAC	4/23/2019	10/23/2023		2.81	25,000,000	25,000,000	25,000,000	25,043,750
Federal Agencies	3134GTHR7	FREDDIE MAC	4/23/2019	10/23/2023		2.81	25,000,000	25,000,000	25,000,000	25,043,750
Federal Agencies	3134GTHR7	FREDDIE MAC	4/23/2019	10/23/2023		2.81	25,000,000	25,000,000	25,000,000	25,043,750
Federal Agencies	3134GSY25	FREDDIE MAC	2/6/2019	11/6/2023		3.00	25,000,000	25,000,000	25,000,000	25,017,500
Federal Agencies	3134GSY25	FREDDIE MAC	2/6/2019	11/6/2023		3.00	25,000,000	25,000,000	25,000,000	25,017,500
Federal Agencies	3134GSY25	FREDDIE MAC	2/6/2019	11/6/2023		3.00	25,000,000	25,000,000	25,000,000	25,017,500
Federal Agencies	3134GSY25	FREDDIE MAC	2/6/2019	11/6/2023		3.00	25,000,000	25,000,000	25,000,000	25,017,500
Federal Agencies	3134GS2F1	FREDDIE MAC	2/20/2019	11/20/2023		3.00	25,000,000	25,000,000	25,000,000	25,024,500
Federal Agencies	3134GS2F1	FREDDIE MAC	2/20/2019	11/20/2023		3.00	25,000,000	25,000,000	25,000,000	25,024,500
Federal Agencies	3134GS2F1	FREDDIE MAC	2/20/2019	11/20/2023		3.00	25,000,000	25,000,000	25,000,000	25,024,500
Federal Agencies	3134GS2F1	FREDDIE MAC	2/20/2019	11/20/2023		3.00	25,000,000	25,000,000	25,000,000	25,024,500
Federal Agencies	3134GS5P6	FREDDIE MAC	3/18/2019	12/18/2023		3.00	25,000,000	25,000,000	25,000,000	25,040,000
Federal Agencies	3134GS5P6	FREDDIE MAC	3/18/2019	12/18/2023		3.00	25,000,000	25,000,000	25,000,000	25,040,000
Federal Agencies	3134GS5P6	FREDDIE MAC	3/18/2019	12/18/2023		3.00	25,000,000	25,000,000	25,000,000	25,040,000
Federal Agencies	3134GS5P6	FREDDIE MAC	3/18/2019	12/18/2023		3.00	25,000,000	25,000,000	25,000,000	25,040,000
Federal Agencies	3134GST47	FREDDIE MAC	1/30/2019	1/29/2024		3.10	17,775,000	17,765,866	17,765,223	17,785,310
Federal Agencies	3134GTMN0	FREDDIE MAC	5/20/2019	5/20/2024		2.85	25,000,000	25,000,000	25,000,000	25,049,000
Federal Agencies	3134GTMN0	FREDDIE MAC	5/20/2019	5/20/2024		2.85	25,000,000	25,000,000	25,000,000	25,049,000
Federal Agencies	3134GTMN0	FREDDIE MAC	5/20/2019	5/20/2024		2.85	25,000,000	25,000,000	25,000,000	25,049,000
Federal Agencies	3134GTMN0	FREDDIE MAC	5/20/2019	5/20/2024		2.85	25,000,000	25,000,000	25,000,000	25,049,000
Subtotals						2.24	\$ 5,802,795,000	\$ 5,798,982,627	\$ 5,801,289,098	\$ 5,816,813,977

Investment Inventory

Pooled Fund

Type of Investment	CUSIP	Issuer Name	Settle Date	Maturity	Coupon	Par Value	Book Value	Amortized	Market Value	
				Date				Book Value		
State/Local Agencies	91412GSB2	UNIV OF CALIFORNIA CA REVENUE	10/5/2015	7/1/2019	1.80	\$ 4,180,000	\$ 4,214,443	\$ 4,180,000	\$ 4,180,000	
State/Local Agencies	91412GSB2	UNIV OF CALIFORNIA CA REVENUE	10/2/2015	7/1/2019	1.80	16,325,000	16,461,640	16,325,000	16,325,000	
State/Local Agencies	6055804W6	MISSISSIPPI ST	4/23/2015	10/1/2019	6.09	8,500,000	10,217,510	8,597,417	8,580,325	
State/Local Agencies	977100CW4	WISCONSIN ST GEN FUND ANNUAL	8/16/2016	5/1/2020	1.45	18,000,000	18,000,000	18,000,000	17,893,800	
State/Local Agencies	13063DGA0	CALIFORNIA ST	4/25/2018	4/1/2021	2.80	33,000,000	33,001,320	33,000,788	33,515,130	
State/Local Agencies	13066YTY5	CALIFORNIA ST DEPT OF WTR RES	2/6/2017	5/1/2021	1.71	27,962,641	27,489,513	27,757,466	27,865,610	
State/Local Agencies	91412GF59	UNIV OF CALIFORNIA CA REVENUE	8/9/2016	5/15/2021	1.91	1,769,000	1,810,695	1,785,391	1,768,363	
Subtotals						2.36	\$ 109,736,641	\$ 111,195,122	\$ 109,646,062	\$ 110,128,229
Public Time Deposits	PP9F99QR1	BRIDGE BANK	3/26/2019	9/26/2019	2.55	\$ 10,000,000	\$ 10,000,000	\$ 10,000,000	\$ 10,000,000	
Public Time Deposits	PP9J6D723	SAN FRANCISCO CREDIT UNION	6/4/2019	12/4/2019	2.32	10,000,000	10,000,000	10,000,000	10,000,000	
Public Time Deposits	PPEQ338W9	BANK OF SAN FRANCISCO	6/11/2019	12/11/2019	2.24	5,000,000	5,000,000	5,000,000	5,000,000	
Public Time Deposits	PPQD3GI13	BRIDGE BANK	6/24/2019	12/23/2019	2.23	10,000,000	10,000,000	10,000,000	10,000,000	
Subtotals						2.35	\$ 35,000,000	\$ 35,000,000	\$ 35,000,000	\$ 35,000,000
Negotiable CDs	06370RMN6	BANK OF MONTREAL CHICAGO	10/15/2018	7/1/2019	2.76	\$ 50,000,000	\$ 50,000,000	\$ 50,000,000	\$ 50,000,590	
Negotiable CDs	25215FEF7	DEXIA CREDIT LOCAL SA NY	11/14/2018	7/1/2019	2.82	50,000,000	50,000,000	50,000,000	50,000,680	
Negotiable CDs	89114MAY3	TORONTO DOMINION BANK NY	8/13/2018	7/1/2019	2.63	50,000,000	50,000,000	50,000,000	50,000,398	
Negotiable CDs	89114MCE5	TORONTO DOMINION BANK NY	8/21/2018	7/1/2019	2.64	50,000,000	50,000,000	50,000,000	50,000,413	
Negotiable CDs	89114MKR7	TORONTO DOMINION BANK NY	11/5/2018	7/1/2019	2.93	50,000,000	50,000,000	50,000,000	50,000,828	
Negotiable CDs	63873NB67	NATIXIS NY BRANCH	12/19/2018	7/22/2019	2.98	25,000,000	25,000,000	25,000,000	25,009,969	
Negotiable CDs	06370RSD2	BANK OF MONTREAL CHICAGO	12/19/2018	7/25/2019	2.88	50,000,000	50,000,000	50,000,000	50,019,228	
Negotiable CDs	06370RUD9	BANK OF MONTREAL CHICAGO	2/5/2019	8/5/2019	2.63	50,000,000	50,000,000	50,000,000	50,015,751	
Negotiable CDs	78012ULA1	ROYAL BANK OF CANADA NY	12/12/2018	8/30/2019	2.94	50,000,000	50,000,000	50,000,000	50,051,700	
Negotiable CDs	06417G4V7	BANK OF NOVA SCOTIA HOUSTON	2/8/2019	9/6/2019	2.65	50,000,000	50,000,000	50,000,000	50,031,603	
Negotiable CDs	89114MS99	TORONTO DOMINION BANK NY	6/20/2019	9/16/2019	2.35	50,000,000	50,000,000	50,000,000	50,006,307	
Negotiable CDs	89114MWS2	TORONTO DOMINION BANK NY	3/8/2019	9/18/2019	2.59	25,000,000	25,000,000	25,000,000	25,015,544	
Negotiable CDs	78012UKW4	ROYAL BANK OF CANADA NY	12/7/2018	10/25/2019	3.01	50,000,000	50,000,000	50,000,000	50,118,027	
Negotiable CDs	89114MPG6	TORONTO DOMINION BANK NY	12/6/2018	10/25/2019	3.06	25,000,000	25,000,000	25,000,000	25,062,980	
Negotiable CDs	89114MLP0	TORONTO DOMINION BANK NY	11/9/2018	10/28/2019	3.08	50,000,000	50,000,000	50,000,000	50,131,576	
Negotiable CDs	06370RNN5	BANK OF MONTREAL CHICAGO	11/6/2018	11/6/2019	3.10	50,000,000	50,000,000	50,000,000	50,144,766	
Negotiable CDs	96130AAN8	WESTPAC BANKING CORP NY	11/8/2018	11/8/2019	3.10	50,000,000	50,000,000	50,000,000	50,147,062	
Negotiable CDs	96130AAT5	WESTPAC BANKING CORP NY	11/14/2018	11/14/2019	3.08	50,000,000	50,000,000	50,000,000	50,150,239	
Negotiable CDs	89114MME4	TORONTO DOMINION BANK NY	11/19/2018	11/19/2019	3.10	25,000,000	25,000,000	25,000,000	25,079,858	
Negotiable CDs	78012UKB0	ROYAL BANK OF CANADA NY	11/26/2018	11/25/2019	3.07	50,000,000	50,000,000	50,000,000	50,160,651	
Negotiable CDs	96130AAZ1	WESTPAC BANKING CORP NY	11/29/2018	11/27/2019	3.06	50,000,000	50,000,000	50,000,000	50,160,883	
Negotiable CDs	06370RPG8	BANK OF MONTREAL CHICAGO	12/3/2018	12/3/2019	3.12	50,000,000	50,000,000	50,000,000	50,180,127	
Negotiable CDs	89114MPF8	TORONTO DOMINION BANK NY	12/6/2018	12/6/2019	3.10	50,000,000	50,000,000	50,000,000	50,179,368	
Negotiable CDs	96130ABE7	WESTPAC BANKING CORP NY	12/7/2018	12/6/2019	3.05	50,000,000	50,000,000	50,000,000	50,168,616	
Negotiable CDs	06370RQD4	BANK OF MONTREAL CHICAGO	12/6/2018	12/9/2019	3.06	50,000,000	50,000,000	50,000,000	50,173,922	
Negotiable CDs	06370RQZ5	BANK OF MONTREAL CHICAGO	12/10/2018	12/11/2019	3.06	50,000,000	50,000,000	50,000,000	50,176,219	
Negotiable CDs	63873NE49	NATIXIS NY BRANCH	1/11/2019	1/6/2020	3.00	50,000,000	50,000,000	50,000,000	50,203,214	
Negotiable CDs	78012UNB7	ROYAL BANK OF CANADA NY	4/8/2019	1/6/2020	2.57	25,000,000	25,000,000	25,000,000	25,047,874	
Negotiable CDs	78012UNC5	ROYAL BANK OF CANADA NY	4/8/2019	1/8/2020	2.57	25,000,000	25,000,000	25,000,000	25,048,372	
Negotiable CDs	89114MB30	TORONTO DOMINION BANK NY	4/8/2019	1/17/2020	2.60	50,000,000	50,000,000	50,000,000	50,109,455	
Negotiable CDs	06417G6G8	BANK OF NOVA SCOTIA HOUS	4/25/2019	2/3/2020	2.57	50,000,000	50,000,000	50,000,000	50,110,467	
Negotiable CDs	89114MF36	TORONTO DOMINION BANK NY	4/24/2019	2/3/2020	2.56	50,000,000	50,000,000	50,000,000	50,107,444	
Negotiable CDs	06417G6H6	BANK OF NOVA SCOTIA HOUS	4/25/2019	2/5/2020	2.57	50,000,000	50,000,000	50,000,000	50,111,467	
Negotiable CDs	06417G6K9	BANK OF NOVA SCOTIA HOUSTON	4/29/2019	2/6/2020	2.56	50,000,000	50,000,000	50,000,000	50,109,139	

Investment Inventory

Pooled Fund

Type of Investment	CUSIP	Issuer Name	Settle Date	Maturity		Coupon	Par Value	Book Value	Amortized	
				Date					Book Value	Market Value
Negotiable CDs	96130ABW7	WESTPAC BANKING CORP NY	2/15/2019	2/14/2020		2.71	50,000,000	50,000,000	50,000,000	50,156,135
Negotiable CDs	06417G6L7	BANK OF NOVA SCOTIA HOUSTON	4/29/2019	2/19/2020		2.57	50,000,000	50,000,000	50,000,000	50,118,661
Negotiable CDs	06417G6V5	BANK OF NOVA SCOTIA HOUSTON	5/6/2019	2/21/2020		2.57	50,000,000	50,000,000	50,000,000	50,120,014
Negotiable CDs	96130ACE6	WESTPAC BANKING CORP NY	3/6/2019	2/26/2020		2.70	50,000,000	50,000,000	50,000,000	50,161,957
Negotiable CDs	06370RUV9	BANK OF MONTREAL CHICAGO	3/1/2019	3/2/2020		2.68	50,000,000	50,000,000	50,000,000	50,158,308
Negotiable CDs	06370RVN6	BANK OF MONTREAL CHICAGO	3/5/2019	3/2/2020		2.70	50,000,000	50,000,000	50,000,000	50,165,212
Negotiable CDs	78012UMY8	ROYAL BANK OF CANADA NY	4/4/2019	3/25/2020		2.58	50,000,000	50,000,000	50,000,000	50,138,343
Negotiable CDs	78012UMZ5	ROYAL BANK OF CANADA NY	4/4/2019	3/30/2020		2.58	50,000,000	50,000,000	50,000,000	50,155,985
Negotiable CDs	06370RYS2	BANK OF MONTREAL CHICAGO	4/11/2019	4/13/2020		2.60	65,000,000	65,000,000	65,000,000	65,223,693
Subtotals						2.80	\$ 2,015,000,000	\$ 2,015,000,000	\$ 2,015,000,000	\$ 2,019,433,034
Commercial Paper	62479MU19	MUFG BANK LTD NY	5/3/2019	7/1/2019		0.00	\$ 30,000,000	\$ 29,876,100	\$ 30,000,000	\$ 30,000,000
Commercial Paper	62479MU19	MUFG BANK LTD NY	11/13/2018	7/1/2019		0.00	50,000,000	49,070,417	50,000,000	50,000,000
Commercial Paper	62479MU19	MUFG BANK LTD NY	11/15/2018	7/1/2019		0.00	50,000,000	49,081,667	50,000,000	50,000,000
Commercial Paper	62479MU19	MUFG BANK LTD NY	11/19/2018	7/1/2019		0.00	50,000,000	49,097,778	50,000,000	50,000,000
Commercial Paper	63873KU13	NATIXIS NY BRANCH	11/26/2018	7/1/2019		0.00	25,000,000	24,567,507	25,000,000	25,000,000
Commercial Paper	89233HU10	TOYOTA MOTOR CREDIT CORP	10/11/2018	7/1/2019		0.00	50,000,000	49,013,750	50,000,000	50,000,000
Commercial Paper	89233HU10	TOYOTA MOTOR CREDIT CORP	11/16/2018	7/1/2019		0.00	50,000,000	49,117,222	50,000,000	50,000,000
Commercial Paper	89233HU10	TOYOTA MOTOR CREDIT CORP	11/26/2018	7/1/2019		0.00	50,000,000	49,147,069	50,000,000	50,000,000
Commercial Paper	62479MU84	MUFG BANK LTD NY	11/28/2018	7/8/2019		0.00	40,000,000	39,284,667	39,977,444	39,981,489
Commercial Paper	62479MU84	MUFG BANK LTD NY	11/27/2018	7/8/2019		0.00	50,000,000	49,101,806	49,971,806	49,976,861
Commercial Paper	62479MUA9	MUFG BANK LTD NY	12/7/2018	7/10/2019		0.00	30,000,000	29,485,792	29,978,475	29,982,150
Commercial Paper	89233HUB8	TOYOTA MOTOR CREDIT CORP	6/26/2019	7/11/2019		0.00	50,000,000	49,950,625	49,967,083	49,966,945
Commercial Paper	63873KUN5	NATIXIS NY BRANCH	12/11/2018	7/22/2019		0.00	50,000,000	49,095,611	49,914,833	49,930,584
Commercial Paper	62479MUQ4	MUFG BANK LTD NY	12/27/2018	7/24/2019		0.00	40,000,000	39,335,844	39,926,911	39,939,178
Commercial Paper	25214PNB5	DEXIA CREDIT LOCAL SA NY	1/3/2019	8/5/2019		0.00	15,000,000	14,753,900	14,959,750	14,965,292
Commercial Paper	25214PNC3	DEXIA CREDIT LOCAL SA NY	1/3/2019	8/6/2019		0.00	40,000,000	39,340,667	39,889,600	39,904,800
Commercial Paper	62479MV75	MUFG BANK LTD NY	1/29/2019	8/7/2019		0.00	50,000,000	49,287,500	49,861,250	49,877,695
Commercial Paper	62479MVK6	MUFG BANK LTD NY	2/25/2019	8/19/2019		0.00	25,000,000	24,681,597	24,910,847	24,919,014
Commercial Paper	62479MVT7	MUFG BANK LTD NY	6/28/2019	8/27/2019		0.00	25,000,000	24,902,500	24,907,375	24,905,792
Commercial Paper	89233HW42	TOYOTA MOTOR CREDIT CORP	3/11/2019	9/4/2019		0.00	50,000,000	49,368,208	49,767,986	49,784,236
Commercial Paper	25214PNZ2	DEXIA CREDIT LOCAL SA NY	2/26/2019	9/16/2019		0.00	50,000,000	49,284,583	49,727,292	49,744,403
Commercial Paper	62479MWJ8	MUFG BANK LTD NY	4/4/2019	9/18/2019		0.00	11,000,000	10,867,838	10,937,480	10,942,308
Commercial Paper	62479MWQ2	MUFG BANK LTD NY	4/4/2019	9/24/2019		0.00	12,000,000	11,850,643	11,926,617	11,932,283
Commercial Paper	62479MWQ2	MUFG BANK LTD NY	6/28/2019	9/24/2019		0.00	25,000,000	24,858,833	24,863,646	24,858,924
Commercial Paper	89233HWQ3	TOYOTA MOTOR CREDIT CORP	3/12/2019	9/24/2019		0.00	50,000,000	49,300,389	49,696,597	49,717,847
Commercial Paper	62479MWS8	MUFG BANK LTD NY	6/28/2019	9/26/2019		0.00	30,000,000	29,826,750	29,832,525	29,826,725
Commercial Paper	62479MX40	MUFG BANK LTD NY	4/4/2019	10/4/2019		0.00	20,000,000	19,735,667	19,862,778	19,874,917
Commercial Paper	25214PNV1	DEXIA CREDIT LOCAL SA NY	2/5/2019	10/28/2019		0.00	50,000,000	49,035,694	49,566,972	49,608,292
Subtotals						0.00	\$ 1,068,000,000	\$ 1,052,320,624	\$ 1,065,447,268	\$ 1,065,639,731
Medium Term Notes	742718EG0	THE PROCTER & GAMBLE CO	6/20/2018	11/1/2019		1.90	\$ 9,650,000	\$ 9,557,071	\$ 9,627,094	\$ 9,640,640
Medium Term Notes	89236TEJ0	TOYOTA MOTOR CREDIT CORP	1/11/2018	1/10/2020		2.20	20,000,000	19,982,200	19,995,288	20,006,000
Medium Term Notes	89236TFQ3	TOYOTA MOTOR CREDIT CORP	1/8/2019	1/8/2021		3.05	5,000,000	4,997,000	4,997,714	5,068,750
Subtotals						2.24	\$ 34,650,000	\$ 34,536,271	\$ 34,620,095	\$ 34,715,390

Investment Inventory

Pooled Fund

Type of Investment	CUSIP	Issuer Name	Settle Date	Maturity		Coupon	Par Value	Book Value	Amortized	
				Date					Book Value	Market Value
Money Market Funds	262006208	DREYFUS GOVERN CASH MGMT-I	6/30/2019	7/1/2019		2.25	\$ 60,321,295	\$ 60,321,295	\$ 60,321,295	\$ 60,321,295
Money Market Funds	608919718	FEDERATED GOVERNMENT OBL-PF	6/30/2019	7/1/2019		2.29	217,290,455	217,290,455	217,290,455	217,290,455
Money Market Funds	09248U718	BLACKROCK LIQ INST GOV FUND	6/30/2019	7/1/2019		2.26	60,387,150	60,387,150	60,387,150	60,387,150
Money Market Funds	31607A703	FIDELITY INST GOV FUND	6/30/2019	7/1/2019		2.30	546,724,125	546,724,125	546,724,125	546,724,125
Money Market Funds	61747C707	MORGAN STANLEY INST GOVT FUN	6/30/2019	7/1/2019		2.27	61,195,078	61,195,078	61,195,078	61,195,078
Subtotals						2.29	\$ 945,918,104	\$ 945,918,104	\$ 945,918,104	\$ 945,918,104
Supranationals	459058EV1	INTL BK RECON & DEVELOP	6/28/2018	7/26/2019		1.25	\$ 10,000,000	\$ 9,870,700	\$ 9,991,775	\$ 9,991,600
Supranationals	4581X0BY3	INTER-AMERICAN DEVEL BK	11/5/2018	9/12/2019		1.13	44,716,000	44,101,155	44,571,679	44,616,730
Supranationals	459058FQ1	INTL BK RECON & DEVELOP	11/6/2017	9/30/2019		1.20	50,000,000	49,483,894	49,932,229	49,879,000
Supranationals	45905UJZ6	INTL BK RECON & DEVELOP	6/2/2017	10/25/2019		1.30	25,000,000	24,845,000	24,979,451	24,918,750
Supranationals	45905UJZ6	INTL BK RECON & DEVELOP	6/2/2017	10/25/2019		1.30	29,300,000	29,118,340	29,275,917	29,204,775
Supranationals	459052RX6	IBRD DISCOUNT NOTE	4/24/2019	1/17/2020		0.00	20,000,000	19,645,644	19,735,556	19,773,400
Supranationals	459052SC1	IBRD DISCOUNT NOTE	4/24/2019	1/22/2020		0.00	40,000,000	39,278,067	39,457,889	39,535,200
Supranationals	459058FZ1	INTL BK RECON & DEVELOP	3/21/2017	4/21/2020		1.88	50,000,000	49,956,500	49,988,614	49,903,000
Supranationals	4581X0CX4	INTER-AMERICAN DEVEL BK	5/17/2018	5/12/2020		1.63	10,000,000	9,789,360	9,908,316	9,961,600
Supranationals	4581X0CX4	INTER-AMERICAN DEVEL BK	4/12/2017	5/12/2020		1.63	25,000,000	24,940,750	24,983,372	24,904,000
Supranationals	459058GA5	INTL BK RECON & DEVELOP	8/29/2017	9/4/2020		1.63	50,000,000	49,989,500	49,995,893	49,810,000
Supranationals	45905UQ80	INTL BK RECON & DEVELOP	11/9/2017	11/9/2020		1.95	50,000,000	49,965,000	49,984,129	49,971,000
Supranationals	45905UQ80	INTL BK RECON & DEVELOP	12/20/2017	11/9/2020		1.95	50,000,000	49,718,500	49,867,388	49,971,000
Supranationals	45950KCM0	INTERNATIONAL FINANCE CORP	1/25/2018	1/25/2021		2.25	50,000,000	49,853,000	49,923,013	50,264,500
Supranationals	4581X0DB1	INTER-AMERICAN DEVEL BK	4/19/2018	4/19/2021		2.63	45,000,000	44,901,000	44,940,564	45,585,450
Supranationals	4581X0DB1	INTER-AMERICAN DEVEL BK	5/16/2018	4/19/2021		2.63	50,000,000	49,693,972	49,811,631	50,650,500
Supranationals	45950KCJ7	INTERNATIONAL FINANCE CORP	5/23/2018	7/20/2021		1.13	12,135,000	11,496,942	11,720,317	11,960,499
Supranationals	459058GH0	INTL BK RECON & DEVELOP	7/25/2018	7/23/2021		2.75	50,000,000	49,883,000	49,919,469	50,924,000
Supranationals	459058GY3	INTL BK RECON & DEVELOPMENT	6/28/2019	6/28/2024		2.60	25,000,000	25,000,000	25,000,000	24,968,500
Supranationals	459058GY3	INTL BK RECON & DEVELOPMENT	6/28/2019	6/28/2024		2.60	25,000,000	25,000,000	25,000,000	24,968,500
Supranationals	459058GY3	INTL BK RECON & DEVELOPMENT	6/28/2019	6/28/2024		2.60	25,000,000	25,000,000	25,000,000	24,968,500
Supranationals	459058GY3	INTL BK RECON & DEVELOPMENT	6/28/2019	6/28/2024		2.60	100,000,000	100,000,000	100,000,000	99,874,000
Subtotals						1.92	\$ 861,151,000	\$ 856,530,323	\$ 858,987,202	\$ 861,573,004
Grand Totals						2.08	\$ 11,597,250,745	\$ 11,568,750,641	\$ 11,587,771,813	\$ 11,613,540,469

Monthly Investment Earnings

Pooled Fund

For month ended June 30, 2019

Type of Investment	CUSIP	Issuer Name	Par Value	Coupon	YTM ¹	Settle Date	Maturity		Expense	Amort.		Realized	Earned Income
							Date	Earned Interest		Gain/(Loss)	/Net Earnings		
U.S. Treasuries	912796VE6	TREASURY BILL	\$ -	0.00	2.39	5/7/19	6/4/19	\$ -	\$ -	9,948	\$ -	\$ -	9,948
U.S. Treasuries	912796VE6	TREASURY BILL	-	0.00	2.39	5/7/19	6/4/19	-	-	9,929	-	-	9,929
U.S. Treasuries	912796VE6	TREASURY BILL	-	0.00	2.38	5/8/19	6/4/19	-	-	9,885	-	-	9,885
U.S. Treasuries	912796VF3	TREASURY BILL	-	0.00	2.38	5/14/19	6/11/19	-	-	33,028	-	-	33,028
U.S. Treasuries	912796VF3	TREASURY BILL	-	0.00	2.38	5/14/19	6/11/19	-	-	33,007	-	-	33,007
U.S. Treasuries	912796QM4	TREASURY BILL	-	0.00	2.45	10/1/18	6/20/19	-	-	50,719	-	-	50,719
U.S. Treasuries	912796VH9	TREASURY BILL	-	0.00	2.27	6/6/19	6/25/19	-	-	59,956	-	-	59,956
U.S. Treasuries	912828T59	US TREASURY	25,000,000	1.00	2.47	5/18/18	10/15/19	20,492	-	29,581	-	-	50,073
U.S. Treasuries	912828T59	US TREASURY	50,000,000	1.00	2.51	8/15/18	10/15/19	40,984	-	60,932	-	-	101,916
U.S. Treasuries	9128283N8	US TREASURY	50,000,000	1.88	2.01	1/16/18	12/31/19	77,651	-	5,416	-	-	83,067
U.S. Treasuries	912828XU9	US TREASURY	50,000,000	1.50	1.51	6/20/17	6/15/20	61,633	-	483	-	-	62,116
U.S. Treasuries	912828XU9	US TREASURY	50,000,000	1.50	2.39	4/3/19	6/15/20	61,633	-	35,637	-	-	97,270
U.S. Treasuries	912828XU9	US TREASURY	100,000,000	1.50	2.67	12/20/18	6/15/20	123,266	-	93,232	-	-	216,498
U.S. Treasuries	912828XY1	US TREASURY	50,000,000	2.50	2.38	4/3/19	6/30/20	103,535	-	(4,646)	-	-	98,889
U.S. Treasuries	9128283Q1	US TREASURY	50,000,000	2.00	2.57	3/4/19	1/15/21	82,873	-	22,562	-	-	105,435
U.S. Treasuries	912828C57	US TREASURY	50,000,000	2.25	2.39	4/15/19	3/31/21	92,213	-	5,728	-	-	97,942
U.S. Treasuries	9128284G2	US TREASURY	50,000,000	2.38	2.36	4/9/19	4/15/21	97,336	-	(557)	-	-	96,780
U.S. Treasuries	912828S27	US TREASURY	25,000,000	1.13	1.64	8/15/17	6/30/21	23,295	-	10,187	-	-	33,482
U.S. Treasuries	912828T67	US TREASURY	50,000,000	1.25	1.43	11/10/16	10/31/21	50,951	-	7,034	-	-	57,985
U.S. Treasuries	912828U65	US TREASURY	100,000,000	1.75	1.90	12/13/16	11/30/21	143,443	-	11,376	-	-	154,819
U.S. Treasuries	912828XW5	US TREASURY	25,000,000	1.75	1.77	8/15/17	6/30/22	36,237	-	379	-	-	36,616
Subtotals			\$ 725,000,000					\$ 1,015,542	\$ 483,817	\$ -	\$ -	\$ -	1,499,359
Federal Agencies	3130AEFB1	FEDERAL HOME LOAN BANK	\$ -	2.25	2.34	6/6/18	6/6/19	\$ 3,891	\$ 148	\$ -	\$ -	\$ -	4,039
Federal Agencies	3133EHMR1	FEDERAL FARM CREDIT BANK	-	1.38	1.38	6/12/17	6/12/19	21,007	-	-	-	-	21,007
Federal Agencies	313379EE5	FEDERAL HOME LOAN BANK	-	1.63	1.41	6/9/17	6/14/19	14,670	-	(1,870)	-	-	12,800
Federal Agencies	313379EE5	FEDERAL HOME LOAN BANK	-	1.63	1.43	8/9/17	6/14/19	20,978	-	(2,427)	-	-	18,551
Federal Agencies	313379EE5	FEDERAL HOME LOAN BANK	-	1.63	1.38	8/23/17	6/14/19	14,670	-	(2,142)	-	-	12,528
Federal Agencies	3134G9QW0	FREDDIE MAC	-	1.28	1.28	6/14/16	6/14/19	23,111	-	-	-	-	23,111
Federal Agencies	313384HH5	FED HOME LN DISCOUNT NT	-	0.00	2.25	6/24/19	6/25/19	-	-	1,563	-	-	1,563
Federal Agencies	313384HH5	FED HOME LN DISCOUNT NT	-	0.00	2.25	6/24/19	6/25/19	-	-	1,563	-	-	1,563
Federal Agencies	313384HJ1	FED HOME LN DISCOUNT NT	-	0.00	2.28	6/25/19	6/26/19	-	-	3,167	-	-	3,167
Federal Agencies	313384HJ1	FED HOME LN DISCOUNT NT	-	0.00	2.28	6/25/19	6/26/19	-	-	3,167	-	-	3,167
Federal Agencies	313384HJ1	FED HOME LN DISCOUNT NT	-	0.00	2.28	6/25/19	6/26/19	-	-	3,167	-	-	3,167
Federal Agencies	313384HJ1	FED HOME LN DISCOUNT NT	-	0.00	2.28	6/25/19	6/26/19	-	-	3,167	-	-	3,167
Federal Agencies	313384HJ1	FED HOME LN DISCOUNT NT	-	0.00	2.28	6/25/19	6/26/19	-	-	3,167	-	-	3,167
Federal Agencies	313384HK8	FED HOME LN DISCOUNT NT	-	0.00	2.25	6/26/19	6/27/19	-	-	3,125	-	-	3,125
Federal Agencies	313384HK8	FED HOME LN DISCOUNT NT	-	0.00	2.25	6/26/19	6/27/19	-	-	3,125	-	-	3,125
Federal Agencies	313384HK8	FED HOME LN DISCOUNT NT	-	0.00	2.25	6/26/19	6/27/19	-	-	3,125	-	-	3,125
Federal Agencies	313384HK8	FED HOME LN DISCOUNT NT	-	0.00	2.25	6/26/19	6/27/19	-	-	3,125	-	-	3,125
Federal Agencies	3130AC7C2	FEDERAL HOME LOAN BANK	15,000,000	1.40	1.37	8/23/17	7/1/19	17,500	-	(239)	-	-	17,261
Federal Agencies	3133EGJX4	FEDERAL FARM CREDIT BANK	35,370,000	1.08	2.46	5/23/18	7/5/19	31,833	-	39,245	-	-	71,078
Federal Agencies	3134G9YR2	FREDDIE MAC	50,000,000	2.25	2.25	7/12/16	7/12/19	93,750	-	-	-	-	93,750
Federal Agencies	3130A8Y72	FEDERAL HOME LOAN BANK	5,000,000	0.88	2.37	4/19/18	8/5/19	3,646	-	6,020	-	-	9,666
Federal Agencies	3130A8Y72	FEDERAL HOME LOAN BANK	6,000,000	0.88	2.44	5/10/18	8/5/19	4,375	-	7,527	-	-	11,902
Federal Agencies	3130A8Y72	FEDERAL HOME LOAN BANK	24,000,000	0.88	2.37	4/19/18	8/5/19	17,500	-	28,815	-	-	46,315
Federal Agencies	3130A8Y72	FEDERAL HOME LOAN BANK	36,010,000	0.88	2.61	9/27/18	8/5/19	26,257	-	50,414	-	-	76,671
Federal Agencies	3133EGED3	FEDERAL FARM CREDIT BANK	25,000,000	2.60	2.60	6/9/16	8/9/19	54,380	-	-	-	-	54,380
Federal Agencies	3133EGED3	FEDERAL FARM CREDIT BANK	25,000,000	2.60	2.60	6/9/16	8/9/19	54,380	-	-	-	-	54,380
Federal Agencies	3134G94F1	FREDDIE MAC	25,000,000	2.00	2.00	8/15/16	8/15/19	41,667	-	-	-	-	41,667
Federal Agencies	3133EGX67	FEDERAL FARM CREDIT BANK	50,000,000	2.50	2.50	12/20/16	8/20/19	105,811	-	-	-	-	105,811
Federal Agencies	3135G0P23	FANNIE MAE	20,000,000	1.25	1.25	8/30/16	8/23/19	20,833	-	-	-	-	20,833
Federal Agencies	3136G3X59	FANNIE MAE	25,000,000	1.10	1.10	8/23/16	8/23/19	22,917	-	-	-	-	22,917
Federal Agencies	3134G9GS0	FREDDIE MAC	25,000,000	1.25	1.25	5/26/16	8/26/19	26,042	-	-	-	-	26,042
Federal Agencies	3134GAFY5	FREDDIE MAC	8,450,000	1.30	1.82	11/28/17	8/28/19	9,154	-	3,536	-	-	12,690
Federal Agencies	313384LB3	FED HOME LN DISCOUNT NT	40,000,000	0.00	2.36	5/31/19	8/30/19	-	-	78,300	-	-	78,300

Monthly Investment Earnings

Pooled Fund

Type of Investment	CUSIP	Issuer Name	Par Value	Coupon	YTM ¹	Settle Date	Maturity Date	Earned Interest	Amort. Expense	Realized Gain/(Loss)	Earned Income /Net Earnings
Federal Agencies	3134GAHR8	FREDDIE MAC	-	2.50	2.50	9/23/16	9/23/19	38,194	-	-	38,194
Federal Agencies	3135G0Q30	FANNIE MAE	50,000,000	1.18	1.18	10/21/16	9/27/19	49,167	-	-	49,167
Federal Agencies	3132X0KH3	FARMER MAC	50,000,000	2.60	2.60	10/6/16	10/1/19	108,406	-	-	108,406
Federal Agencies	3133EJF79	FEDERAL FARM CREDIT BANK	36,000,000	2.65	2.68	10/10/18	10/10/19	79,500	1,006	-	80,506
Federal Agencies	3133EGXK6	FEDERAL FARM CREDIT BANK	20,000,000	1.12	1.86	12/1/17	10/11/19	18,667	11,841	-	30,508
Federal Agencies	3134G8TG4	FREDDIE MAC	15,000,000	1.50	1.50	4/11/16	10/11/19	18,750	-	-	18,750
Federal Agencies	3130ACM92	FEDERAL HOME LOAN BANK	21,500,000	1.50	1.59	10/13/17	10/21/19	26,875	1,547	-	28,422
Federal Agencies	3136G0T68	FANNIE MAE	14,000,000	1.33	1.44	8/28/17	10/24/19	15,517	1,211	-	16,728
Federal Agencies	3134GBHT2	FREDDIE MAC	50,000,000	1.63	1.60	9/12/17	10/25/19	67,708	(951)	-	66,757
Federal Agencies	3136G4FJ7	FANNIE MAE	25,000,000	1.20	1.20	10/25/16	10/25/19	25,000	-	-	25,000
Federal Agencies	3136G4EZ2	FANNIE MAE	50,000,000	1.13	1.16	10/28/16	10/30/19	46,875	1,367	-	48,242
Federal Agencies	3134GAVL5	FREDDIE MAC	100,000,000	1.17	1.17	11/4/16	11/4/19	97,500	-	-	97,500
Federal Agencies	3133EJRU5	FEDERAL FARM CREDIT BANK	50,000,000	2.45	2.47	6/14/18	11/14/19	102,083	724	-	102,807
Federal Agencies	3136G3LV5	FANNIE MAE	8,950,000	1.35	1.35	5/26/16	11/26/19	10,069	-	-	10,069
Federal Agencies	3133EGN43	FEDERAL FARM CREDIT BANK	50,000,000	2.60	2.60	12/2/16	12/2/19	108,390	-	-	108,390
Federal Agencies	3130A0JR2	FEDERAL HOME LOAN BANK	11,360,000	2.38	1.90	12/15/17	12/13/19	22,483	(4,322)	-	18,161
Federal Agencies	3130A0JR2	FEDERAL HOME LOAN BANK	20,000,000	2.38	1.90	12/12/17	12/13/19	39,583	(7,638)	-	31,945
Federal Agencies	3130A0JR2	FEDERAL HOME LOAN BANK	40,000,000	2.38	1.90	12/15/17	12/13/19	79,167	(15,214)	-	63,952
Federal Agencies	3134G9VR5	FREDDIE MAC	25,000,000	2.00	2.00	7/6/16	1/6/20	41,667	-	-	41,667
Federal Agencies	3136G4KQ5	FANNIE MAE	1,000,000	1.65	1.84	11/17/17	1/17/20	1,375	149	-	1,524
Federal Agencies	3136G4KQ5	FANNIE MAE	31,295,000	1.65	1.84	11/17/17	1/17/20	43,031	4,665	-	47,695
Federal Agencies	3133EJLU1	FEDERAL FARM CREDIT BANK	25,000,000	2.42	2.43	4/24/18	1/24/20	50,417	164	-	50,581
Federal Agencies	3133EJLU1	FEDERAL FARM CREDIT BANK	25,000,000	2.42	2.43	4/24/18	1/24/20	50,417	202	-	50,618
Federal Agencies	3130ADN32	FEDERAL HOME LOAN BANK	50,000,000	2.13	2.22	2/9/18	2/11/20	88,542	3,750	-	92,292
Federal Agencies	313378J7	FEDERAL HOME LOAN BANK	15,710,000	1.88	1.56	5/17/17	3/13/20	24,547	(3,895)	-	20,652
Federal Agencies	3133EHZN6	FEDERAL FARM CREDIT BANK	20,000,000	1.45	1.49	9/20/17	3/20/20	24,167	678	-	24,844
Federal Agencies	3133EJHL6	FEDERAL FARM CREDIT BANK	50,000,000	2.38	2.41	3/27/18	3/27/20	98,958	1,477	-	100,436
Federal Agencies	3136G3TK1	FANNIE MAE	25,000,000	2.00	2.00	7/6/16	4/6/20	41,667	-	-	41,667
Federal Agencies	3134GBET5	FREDDIE MAC	10,000,000	1.80	2.68	5/22/18	4/13/20	15,000	6,962	-	21,962
Federal Agencies	3133EJG37	FEDERAL FARM CREDIT BANK	25,000,000	2.85	2.87	10/15/18	4/15/20	59,375	411	-	59,786
Federal Agencies	3136G4BL6	FANNIE MAE	15,000,000	1.25	1.25	10/17/16	4/17/20	15,625	-	-	15,625
Federal Agencies	3134GTJN4	FREDDIE MAC	25,000,000	2.54	2.54	4/22/19	4/22/20	52,917	-	-	52,917
Federal Agencies	3134GTJN4	FREDDIE MAC	25,000,000	2.54	2.54	4/22/19	4/22/20	52,917	-	-	52,917
Federal Agencies	3137EAEM7	FREDDIE MAC	35,000,000	2.50	2.51	4/19/18	4/23/20	72,917	314	-	73,231
Federal Agencies	3134GBPB2	FREDDIE MAC	15,750,000	1.70	1.70	5/30/17	5/22/20	22,313	-	-	22,313
Federal Agencies	3134GTTV5	FREDDIE MAC	100,000,000	2.40	2.40	6/12/19	6/12/20	126,667	-	-	126,667
Federal Agencies	3133EHNK5	FEDERAL FARM CREDIT BANK	25,000,000	1.54	1.54	6/15/17	6/15/20	32,083	68	-	32,152
Federal Agencies	3133EHNK5	FEDERAL FARM CREDIT BANK	26,900,000	1.54	1.55	6/15/17	6/15/20	34,522	147	-	34,669
Federal Agencies	3134GBST0	FREDDIE MAC	14,675,000	1.65	1.65	6/22/17	6/22/20	20,178	-	-	20,178
Federal Agencies	3134GBTX0	FREDDIE MAC	50,000,000	1.75	1.76	6/29/17	6/29/20	72,917	274	-	73,190
Federal Agencies	3136G3TG0	FANNIE MAE	15,000,000	1.75	1.75	6/30/16	6/30/20	18,854	-	-	18,854
Federal Agencies	3134GB5M0	FREDDIE MAC	50,000,000	1.96	1.96	12/1/17	7/1/20	81,667	-	-	81,667
Federal Agencies	3133EHQB2	FEDERAL FARM CREDIT BANK	25,000,000	1.55	1.56	7/6/17	7/6/20	32,292	275	-	32,566
Federal Agencies	3130ABNV4	FEDERAL HOME LOAN BANK	50,000,000	1.75	1.75	7/13/17	7/13/20	72,917	-	-	72,917
Federal Agencies	3134GBXV9	FREDDIE MAC	50,000,000	1.85	1.85	7/13/17	7/13/20	77,083	-	-	77,083
Federal Agencies	3135G0T60	FANNIE MAE	50,000,000	1.50	1.60	8/1/17	7/30/20	62,500	4,154	-	66,654
Federal Agencies	3130ABZE9	FEDERAL HOME LOAN BANK	6,700,000	1.65	1.65	8/28/17	8/28/20	9,213	18	-	9,231
Federal Agencies	3130ABZN9	FEDERAL HOME LOAN BANK	25,000,000	1.80	1.80	8/28/17	8/28/20	37,500	-	-	37,500
Federal Agencies	3130ABZN9	FEDERAL HOME LOAN BANK	50,000,000	1.80	1.80	8/28/17	8/28/20	75,000	-	-	75,000
Federal Agencies	3130ADT93	FEDERAL HOME LOAN BANK	25,000,000	2.40	2.43	3/14/18	9/14/20	50,000	510	-	50,510
Federal Agencies	3133EJ3N7	FEDERAL FARM CREDIT BANK	25,000,000	2.77	2.79	12/21/18	9/21/20	57,708	434	-	58,142
Federal Agencies	3130ACE26	FEDERAL HOME LOAN BANK	18,000,000	1.38	1.48	9/8/17	9/28/20	20,625	1,553	-	22,178
Federal Agencies	3130ACE26	FEDERAL HOME LOAN BANK	30,000,000	1.38	1.48	9/8/17	9/28/20	34,375	2,589	-	36,964
Federal Agencies	3130ACK52	FEDERAL HOME LOAN BANK	25,530,000	1.70	2.48	3/12/18	10/5/20	36,168	15,828	-	51,996
Federal Agencies	3132X0KR1	FARMER MAC	25,000,000	2.64	2.64	11/2/16	11/2/20	55,028	-	-	55,028
Federal Agencies	3132X0ZF1	FARMER MAC	12,000,000	1.93	2.02	11/13/17	11/9/20	19,300	824	-	20,124
Federal Agencies	3133EJT90	FEDERAL FARM CREDIT BANK	50,000,000	2.95	3.00	11/16/18	11/16/20	122,917	2,141	-	125,058

Monthly Investment Earnings

Pooled Fund

Type of Investment	CUSIP	Issuer Name	Par Value	Coupon	YTM ¹	Settle Date	Maturity Date	Earned Interest	Amort. Expense	Realized Gain/(Loss)	Earned Income /Net Earnings
Federal Agencies	3137EAEK1	FREDDIE MAC	50,000,000	1.88	1.91	11/15/17	11/17/20	78,125	1,311	-	79,436
Federal Agencies	3134GBX56	FREDDIE MAC	60,000,000	2.25	2.12	11/24/17	11/24/20	112,500	(6,109)	-	106,391
Federal Agencies	3134GBLR1	FREDDIE MAC	24,715,000	1.75	1.75	5/25/17	11/25/20	36,043	58	-	36,101
Federal Agencies	3133EHW58	FEDERAL FARM CREDIT BANK	25,000,000	1.90	1.91	11/27/17	11/27/20	39,583	202	-	39,785
Federal Agencies	3133EHW58	FEDERAL FARM CREDIT BANK	25,000,000	1.90	1.91	11/27/17	11/27/20	39,583	202	-	39,785
Federal Agencies	3130A3UQ5	FEDERAL HOME LOAN BANK	10,000,000	1.88	2.02	12/13/17	12/11/20	15,625	1,163	-	16,788
Federal Agencies	3132X0ZY0	FARMER MAC	12,750,000	2.05	2.07	12/15/17	12/15/20	21,781	234	-	22,015
Federal Agencies	3130AG2H7	FEDERAL HOME LOAN BANK	34,300,000	2.65	2.65	3/18/19	12/18/20	75,746	-	-	75,746
Federal Agencies	3130AG2H7	FEDERAL HOME LOAN BANK	40,000,000	2.65	2.65	3/18/19	12/18/20	88,333	-	-	88,333
Federal Agencies	3133EGX75	FEDERAL FARM CREDIT BANK	50,000,000	2.57	2.57	12/21/16	12/21/20	108,849	-	-	108,849
Federal Agencies	3133EFTX5	FEDERAL FARM CREDIT BANK	100,000,000	2.73	2.73	12/24/15	12/24/20	229,934	-	-	229,934
Federal Agencies	3133EJ4Q9	FEDERAL FARM CREDIT BANK	100,000,000	2.55	2.58	1/11/19	1/11/21	212,500	2,709	-	215,209
Federal Agencies	3130AC2K9	FEDERAL HOME LOAN BANK	50,200,000	1.87	1.88	9/20/17	2/10/21	78,228	243	-	78,471
Federal Agencies	3133EJCE7	FEDERAL FARM CREDIT BANK	50,000,000	2.35	2.59	4/16/18	2/12/21	97,917	9,476	-	107,393
Federal Agencies	3137EAE19	FREDDIE MAC	22,000,000	2.38	2.47	2/16/18	2/16/21	43,542	1,590	-	45,131
Federal Agencies	3134GBD58	FREDDIE MAC	5,570,000	1.80	1.80	8/30/17	2/26/21	8,355	13	-	8,368
Federal Agencies	3133EKCS3	FEDERAL FARM CREDIT BANK	50,000,000	2.55	2.58	3/11/19	3/11/21	106,250	1,026	-	107,276
Federal Agencies	3133EKCS3	FEDERAL FARM CREDIT BANK	50,000,000	2.55	2.58	3/11/19	3/11/21	106,250	1,026	-	107,276
Federal Agencies	3130AAYP7	FEDERAL HOME LOAN BANK	8,585,000	2.20	2.17	8/11/17	3/22/21	15,739	(189)	-	15,550
Federal Agencies	3132X0Q53	FARMER MAC	6,350,000	2.60	2.64	3/29/18	3/29/21	13,758	189	-	13,948
Federal Agencies	3132X0Q53	FARMER MAC	20,450,000	2.60	2.64	3/29/18	3/29/21	44,308	610	-	44,918
Federal Agencies	3133EKF66	FEDERAL FARM CREDIT BANK	25,000,000	2.23	2.40	4/5/19	4/5/21	46,458	3,427	-	49,885
Federal Agencies	3133EKF66	FEDERAL FARM CREDIT BANK	25,000,000	2.23	2.40	4/5/19	4/5/21	46,458	3,386	-	49,844
Federal Agencies	3130AGC60	FEDERAL HOME LOAN BANK	25,000,000	2.60	2.60	4/23/19	4/23/21	54,167	-	-	54,167
Federal Agencies	3130AGC60	FEDERAL HOME LOAN BANK	25,000,000	2.60	2.60	4/23/19	4/23/21	54,167	-	-	54,167
Federal Agencies	3130AGC60	FEDERAL HOME LOAN BANK	25,000,000	2.60	2.60	4/23/19	4/23/21	54,167	-	-	54,167
Federal Agencies	3130AGC60	FEDERAL HOME LOAN BANK	25,000,000	2.60	2.60	4/23/19	4/23/21	54,167	-	-	54,167
Federal Agencies	3134GBJP8	FREDDIE MAC	22,000,000	1.89	2.06	11/16/17	5/3/21	34,650	2,976	-	37,626
Federal Agencies	3133EJNS4	FEDERAL FARM CREDIT BANK	17,700,000	2.70	2.79	5/22/18	5/10/21	39,825	1,298	-	41,123
Federal Agencies	3130ACVS0	FEDERAL HOME LOAN BANK	50,000,000	2.13	2.13	11/30/17	6/15/21	88,750	-	-	88,750
Federal Agencies	3130ACVS0	FEDERAL HOME LOAN BANK	50,000,000	2.13	2.13	11/30/17	6/15/21	88,750	-	-	88,750
Federal Agencies	3134GTUN1	FREDDIE MAC	25,000,000	2.43	2.43	6/17/19	6/17/21	23,625	-	-	23,625
Federal Agencies	3134GTUN1	FREDDIE MAC	25,000,000	2.43	2.43	6/17/19	6/17/21	23,625	-	-	23,625
Federal Agencies	3134GTUN1	FREDDIE MAC	25,000,000	2.43	2.43	6/17/19	6/17/21	23,625	-	-	23,625
Federal Agencies	3134GTUN1	FREDDIE MAC	25,000,000	2.43	2.43	6/17/19	6/17/21	23,625	-	-	23,625
Federal Agencies	3135G0U35	FANNIE MAE	25,000,000	2.75	2.76	6/25/18	6/22/21	57,292	158	-	57,449
Federal Agencies	3134GBJ60	FREDDIE MAC	50,000,000	1.90	1.90	9/29/17	6/29/21	79,167	-	-	79,167
Federal Agencies	3134G9H26	FREDDIE MAC	-	1.50	1.86	1/25/18	6/30/21	4,733	1,126	27,406	33,266
Federal Agencies	3134G9H26	FREDDIE MAC	-	1.50	1.92	1/29/18	6/30/21	1,473	410	9,983	11,866
Federal Agencies	3130ACQ98	FEDERAL HOME LOAN BANK	100,000,000	2.08	2.08	11/11/17	7/1/21	173,333	-	-	173,333
Federal Agencies	3134GBM25	FREDDIE MAC	50,000,000	1.92	1.92	10/2/17	7/1/21	80,000	-	-	80,000
Federal Agencies	3130ACF33	FEDERAL HOME LOAN BANK	25,000,000	1.88	1.95	9/18/17	9/13/21	39,063	1,494	-	40,556
Federal Agencies	3135G0Q89	FANNIE MAE	25,000,000	1.38	1.38	10/21/16	10/7/21	28,646	-	-	28,646
Federal Agencies	3133EJK24	FEDERAL FARM CREDIT BANK	25,000,000	3.00	3.03	10/19/18	10/19/21	62,500	523	-	63,023
Federal Agencies	3133EGZJ7	FEDERAL FARM CREDIT BANK	14,500,000	1.38	1.38	10/25/16	10/25/21	16,615	-	-	16,615
Federal Agencies	3133EGZJ7	FEDERAL FARM CREDIT BANK	15,000,000	1.38	1.38	10/25/16	10/25/21	17,188	-	-	17,188
Federal Agencies	3133EJT74	FEDERAL FARM CREDIT BANK	50,000,000	3.05	3.09	11/15/18	11/15/21	127,083	1,369	-	128,452
Federal Agencies	3130ACB60	FEDERAL HOME LOAN BANK	50,000,000	2.00	2.00	9/8/17	12/15/21	83,333	-	-	83,333
Federal Agencies	3133EJ3B3	FEDERAL FARM CREDIT BANK	25,000,000	2.80	2.84	12/17/18	12/17/21	58,333	705	-	59,038
Federal Agencies	3133EJ3B3	FEDERAL FARM CREDIT BANK	25,000,000	2.80	2.84	12/17/18	12/17/21	58,333	705	-	59,038
Federal Agencies	3133EJ3B3	FEDERAL FARM CREDIT BANK	25,000,000	2.80	2.85	12/17/18	12/17/21	58,333	979	-	59,312
Federal Agencies	3134GSK38	FREDDIE MAC	-	3.17	3.17	12/20/18	12/20/21	41,826	-	-	41,826
Federal Agencies	3134GSK46	FREDDIE MAC	-	3.17	3.17	12/20/18	12/20/21	41,826	-	-	41,826
Federal Agencies	3134GSN27	FREDDIE MAC	-	3.13	3.13	12/21/18	12/21/21	43,472	-	-	43,472
Federal Agencies	3134GSN43	FREDDIE MAC	-	3.13	3.13	12/21/18	12/21/21	43,472	-	-	43,472
Federal Agencies	3130AFMD6	FEDERAL HOME LOAN BANK	25,000,000	3.03	3.03	1/3/19	1/3/22	63,021	-	-	63,021
Federal Agencies	3130AFMD6	FEDERAL HOME LOAN BANK	25,000,000	3.03	3.03	1/3/19	1/3/22	63,021	-	-	63,021

Monthly Investment Earnings

Pooled Fund

Type of Investment	CUSIP	Issuer Name	Par Value	Coupon	YTM ¹	Settle Date	Maturity Date	Earned Interest	Amort. Expense	Realized Gain/(Loss)	Earned Income /Net Earnings
Federal Agencies	3130AFMD6	FEDERAL HOME LOAN BANK	25,000,000	3.03	3.03	1/3/19	1/3/22	63,021	-	-	63,021
Federal Agencies	3130AFMD6	FEDERAL HOME LOAN BANK	25,000,000	3.03	3.03	1/3/19	1/3/22	63,021	-	-	63,021
Federal Agencies	3133EKAK2	FEDERAL FARM CREDIT BANK	20,700,000	2.53	2.56	2/19/19	2/14/22	43,643	478	-	44,121
Federal Agencies	3133EKBV7	FEDERAL FARM CREDIT BANK	10,000,000	2.55	2.56	3/1/19	3/1/22	21,250	77	-	21,327
Federal Agencies	313378WG2	FEDERAL HOME LOAN BANK	17,780,000	2.50	2.36	4/5/19	3/11/22	37,042	(1,932)	-	35,109
Federal Agencies	313378WG2	FEDERAL HOME LOAN BANK	40,000,000	2.50	2.36	4/5/19	3/11/22	83,333	(4,436)	-	78,897
Federal Agencies	3133EKDC7	FEDERAL FARM CREDIT BANK	26,145,000	2.47	2.36	4/8/19	3/14/22	53,815	(2,270)	-	51,545
Federal Agencies	3133EKDC7	FEDERAL FARM CREDIT BANK	45,500,000	2.47	2.36	4/8/19	3/14/22	93,654	(3,773)	-	89,882
Federal Agencies	3130AFZK6	FEDERAL HOME LOAN BANK	-	2.90	2.90	3/28/19	3/28/22	108,750	-	-	108,750
Federal Agencies	3130AFZK6	FEDERAL HOME LOAN BANK	-	2.90	2.90	3/28/19	3/28/22	108,750	-	-	108,750
Federal Agencies	3130AG3E3	FEDERAL HOME LOAN BANK	-	2.85	2.85	3/28/19	3/28/22	106,875	-	-	106,875
Federal Agencies	3135G0T45	FANNIE MAE	25,000,000	1.88	1.81	6/6/17	4/5/22	39,063	(1,229)	-	37,834
Federal Agencies	3134GTDQ3	FREDDIE MAC	50,000,000	2.75	2.75	4/12/19	4/12/22	114,583	-	-	114,583
Federal Agencies	3135G0V59	FANNIE MAE	25,000,000	2.25	2.36	4/12/19	4/12/22	46,875	2,245	-	49,120
Federal Agencies	3135G0V59	FANNIE MAE	50,000,000	2.25	2.36	4/12/19	4/12/22	93,750	4,489	-	98,239
Federal Agencies	3135G0V59	FANNIE MAE	50,000,000	2.25	2.36	4/12/19	4/12/22	93,750	4,489	-	98,239
Federal Agencies	3133EKHB5	FEDERAL FARM CREDIT BANK	50,000,000	2.35	2.37	4/18/19	4/18/22	97,917	835	-	98,752
Federal Agencies	3134GTLU5	FREDDIE MAC	25,000,000	2.75	2.75	5/9/19	5/9/22	57,292	-	-	57,292
Federal Agencies	3134GTLU5	FREDDIE MAC	25,000,000	2.75	2.75	5/9/19	5/9/22	57,292	-	-	57,292
Federal Agencies	3134GTLU5	FREDDIE MAC	50,000,000	2.75	2.75	5/9/19	5/9/22	114,583	-	-	114,583
Federal Agencies	3133EKL R5	FEDERAL FARM CREDIT BANK	25,000,000	2.25	2.32	5/16/19	5/16/22	46,875	1,389	-	48,264
Federal Agencies	3133EKL R5	FEDERAL FARM CREDIT BANK	35,000,000	2.25	2.32	5/16/19	5/16/22	65,625	1,945	-	67,570
Federal Agencies	3130AGGK5	FEDERAL HOME LOAN BANK	25,000,000	2.65	2.65	5/23/19	5/23/22	55,208	-	-	55,208
Federal Agencies	3130AGGK5	FEDERAL HOME LOAN BANK	25,000,000	2.65	2.65	5/23/19	5/23/22	55,208	-	-	55,208
Federal Agencies	3130AGGK5	FEDERAL HOME LOAN BANK	50,000,000	2.65	2.65	5/23/19	5/23/22	110,417	-	-	110,417
Federal Agencies	3134GBQG0	FREDDIE MAC	50,000,000	2.18	2.18	5/25/17	5/25/22	90,833	-	-	90,833
Federal Agencies	3133EHL Y7	FEDERAL FARM CREDIT BANK	50,000,000	1.88	1.85	6/6/17	6/2/22	78,125	(976)	-	77,149
Federal Agencies	3133EHL Y7	FEDERAL FARM CREDIT BANK	50,000,000	1.88	1.88	6/9/17	6/2/22	78,125	41	-	78,166
Federal Agencies	3133EJRN1	FEDERAL FARM CREDIT BANK	-	3.00	3.05	6/13/18	6/13/22	25,000	(10,269)	42,500	57,231
Federal Agencies	3134GBF72	FREDDIE MAC	50,000,000	2.01	2.01	9/15/17	6/15/22	83,750	-	-	83,750
Federal Agencies	3134GBN73	FREDDIE MAC	50,000,000	2.07	2.07	10/2/17	7/1/22	86,250	-	-	86,250
Federal Agencies	3134GBW99	FREDDIE MAC	100,000,000	2.24	2.24	11/1/17	7/1/22	186,667	-	-	186,667
Federal Agencies	3134GBXU1	FREDDIE MAC	31,575,000	2.25	2.25	7/27/17	7/27/22	59,203	-	-	59,203
Federal Agencies	3130AC7E8	FEDERAL HOME LOAN BANK	50,000,000	2.17	2.17	9/1/17	9/1/22	90,417	-	-	90,417
Federal Agencies	3134GTEE9	FREDDIE MAC	25,000,000	2.76	2.76	4/24/19	10/24/22	57,500	-	-	57,500
Federal Agencies	3134GTEE9	FREDDIE MAC	25,000,000	2.76	2.76	4/24/19	10/24/22	57,500	-	-	57,500
Federal Agencies	3134GTEE9	FREDDIE MAC	25,000,000	2.76	2.76	4/24/19	10/24/22	57,500	-	-	57,500
Federal Agencies	3134GTEE9	FREDDIE MAC	25,000,000	2.76	2.76	4/24/19	10/24/22	57,500	-	-	57,500
Federal Agencies	3134GS5J0	FREDDIE MAC	-	3.00	3.00	3/28/19	6/28/23	225,000	-	-	225,000
Federal Agencies	3134GSY74	FREDDIE MAC	25,000,000	3.01	3.01	2/22/19	8/22/23	62,604	-	-	62,604
Federal Agencies	3134GSY74	FREDDIE MAC	25,000,000	3.01	3.01	2/22/19	8/22/23	62,604	-	-	62,604
Federal Agencies	3134GSY74	FREDDIE MAC	25,000,000	3.01	3.01	2/22/19	8/22/23	62,604	-	-	62,604
Federal Agencies	3134GSY74	FREDDIE MAC	25,000,000	3.01	3.01	2/22/19	8/22/23	62,604	-	-	62,604
Federal Agencies	3134GTHR7	FREDDIE MAC	25,000,000	2.81	2.81	4/23/19	10/23/23	58,542	-	-	58,542
Federal Agencies	3134GTHR7	FREDDIE MAC	25,000,000	2.81	2.81	4/23/19	10/23/23	58,542	-	-	58,542
Federal Agencies	3134GTHR7	FREDDIE MAC	25,000,000	2.81	2.81	4/23/19	10/23/23	58,542	-	-	58,542
Federal Agencies	3134GTHR7	FREDDIE MAC	25,000,000	2.81	2.81	4/23/19	10/23/23	58,542	-	-	58,542
Federal Agencies	3134GSY25	FREDDIE MAC	25,000,000	3.00	3.00	2/6/19	11/6/23	62,500	-	-	62,500
Federal Agencies	3134GSY25	FREDDIE MAC	25,000,000	3.00	3.00	2/6/19	11/6/23	62,500	-	-	62,500
Federal Agencies	3134GSY25	FREDDIE MAC	25,000,000	3.00	3.00	2/6/19	11/6/23	62,500	-	-	62,500
Federal Agencies	3134GSY25	FREDDIE MAC	25,000,000	3.00	3.00	2/6/19	11/6/23	62,500	-	-	62,500
Federal Agencies	3134GS2F1	FREDDIE MAC	25,000,000	3.00	3.00	2/20/19	11/20/23	62,500	-	-	62,500
Federal Agencies	3134GS2F1	FREDDIE MAC	25,000,000	3.00	3.00	2/20/19	11/20/23	62,500	-	-	62,500
Federal Agencies	3134GS2F1	FREDDIE MAC	25,000,000	3.00	3.00	2/20/19	11/20/23	62,500	-	-	62,500
Federal Agencies	3134GS2F1	FREDDIE MAC	25,000,000	3.00	3.00	2/20/19	11/20/23	62,500	-	-	62,500
Federal Agencies	3134GS5P6	FREDDIE MAC	25,000,000	3.00	3.00	3/18/19	12/18/23	62,500	-	-	62,500
Federal Agencies	3134GS5P6	FREDDIE MAC	25,000,000	3.00	3.00	3/18/19	12/18/23	62,500	-	-	62,500

Monthly Investment Earnings

Pooled Fund

Type of Investment	CUSIP	Issuer Name	Par Value	Coupon	YTM ¹	Settle Date	Maturity Date	Earned Interest	Amort. Expense	Realized Gain/(Loss)	Earned Income /Net Earnings
Federal Agencies	3134GS5P6	FREDDIE MAC	25,000,000	3.00	3.00	3/18/19	12/18/23	62,500	-	-	62,500
Federal Agencies	3134GS5P6	FREDDIE MAC	25,000,000	3.00	3.00	3/18/19	12/18/23	62,500	-	-	62,500
Federal Agencies	3134GST47	FREDDIE MAC	17,775,000	3.10	3.11	1/30/19	1/29/24	45,919	175	-	46,094
Federal Agencies	3134GTMN0	FREDDIE MAC	25,000,000	2.85	2.85	5/20/19	5/20/24	59,375	-	-	59,375
Federal Agencies	3134GTMN0	FREDDIE MAC	25,000,000	2.85	2.85	5/20/19	5/20/24	59,375	-	-	59,375
Federal Agencies	3134GTMN0	FREDDIE MAC	25,000,000	2.85	2.85	5/20/19	5/20/24	59,375	-	-	59,375
Federal Agencies	3134GTMN0	FREDDIE MAC	25,000,000	2.85	2.85	5/20/19	5/20/24	59,375	-	-	59,375
Subtotals			\$ 5,802,795,000					\$ 11,541,703	\$ 295,635	\$ 79,889	\$ 11,917,226
State/Local Agencies	91412GSB2	UNIV OF CALIFORNIA CA REVENUES	\$ 4,180,000	1.80	1.57	10/5/15	7/1/19	\$ 6,256	\$ (757)	\$ -	\$ 5,499
State/Local Agencies	91412GSB2	UNIV OF CALIFORNIA CA REVENUES	16,325,000	1.80	1.56	10/2/15	7/1/19	24,433	(2,997)	-	21,437
State/Local Agencies	6055804W6	MISSISSIPPI ST	8,500,000	6.09	1.38	4/23/15	10/1/19	43,130	(31,767)	-	11,364
State/Local Agencies	977100CW4	WISCONSIN ST GEN FUND ANNUAL A	18,000,000	1.45	1.45	8/16/16	5/1/20	21,690	-	-	21,690
State/Local Agencies	13063DGA0	CALIFORNIA ST	33,000,000	2.80	2.80	4/25/18	4/1/21	77,000	(37)	-	76,963
State/Local Agencies	13066YTY5	CALIFORNIA ST DEPT OF WTR RESO	27,962,641	1.71	2.30	2/6/17	5/1/21	39,917	9,187	-	49,104
State/Local Agencies	91412GF59	UNIV OF CALIFORNIA CA REVENUES	1,769,000	1.91	1.40	8/9/16	5/15/21	2,816	(719)	-	2,097
Subtotals			\$ 109,736,641					\$ 215,242	\$ (27,089)	\$ -	\$ 188,153
Public Time Deposits	PP9N2NML7	SAN FRANCISCO CREDIT UNION	\$ -	2.42	2.42	12/5/18	6/4/19	\$ 1,991	\$ -	\$ -	\$ 1,991
Public Time Deposits	PP041MX54	BANK OF SAN FRANCISCO	-	2.58	2.58	12/11/18	6/11/19	3,583	-	-	3,583
Public Time Deposits	PP9N20S31	BRIDGE BANK	-	2.41	2.41	12/24/18	6/24/19	15,188	-	-	15,188
Public Time Deposits	PP9F99QR1	BRIDGE BANK	10,000,000	2.55	2.55	3/26/19	9/26/19	20,959	-	-	20,959
Public Time Deposits	PP9J6D723	SAN FRANCISCO CREDIT UNION	10,000,000	2.32	2.32	6/4/19	12/4/19	17,162	-	-	17,162
Public Time Deposits	PPEQ338W9	BANK OF SAN FRANCISCO	5,000,000	2.24	2.24	6/11/19	12/11/19	6,137	-	-	6,137
Public Time Deposits	PPQD3GI13	BRIDGE BANK	10,000,000	2.23	2.23	6/24/19	12/23/19	4,277	-	-	4,277
Subtotals			\$ 35,000,000					\$ 69,296	\$ -	\$ -	\$ 69,296
Negotiable CDs	78012UDX0	ROYAL BANK OF CANADA NY	\$ -	2.77	2.77	6/4/18	6/4/19	\$ 11,530	\$ -	\$ -	\$ 11,530
Negotiable CDs	25215FDL5	DEXIA CREDIT LOCAL SA NY	-	2.75	2.75	6/7/18	6/7/19	18,314	-	-	18,314
Negotiable CDs	89114MJ81	TORONTO DOMINION BANK NY	-	2.46	2.46	5/17/19	6/10/19	30,750	-	-	30,750
Negotiable CDs	25215FDY7	DEXIA CREDIT LOCAL SA NY	-	2.62	2.62	8/10/18	6/14/19	47,306	-	-	47,306
Negotiable CDs	89114MAX5	TORONTO DOMINION BANK NY	-	2.61	2.61	8/13/18	6/14/19	47,125	-	-	47,125
Negotiable CDs	06370RHT9	BANK OF MONTREAL CHICAGO	-	2.64	2.64	9/7/18	6/24/19	67,467	-	-	67,467
Negotiable CDs	78012UGS8	ROYAL BANK OF CANADA NY	-	2.65	2.65	8/31/18	6/24/19	84,653	-	-	84,653
Negotiable CDs	62478TW54	MUFG UNION BANK NA	-	2.61	2.61	2/27/19	6/25/19	69,600	-	-	69,600
Negotiable CDs	89114MF85	TORONTO DOMINION BANK NY	-	2.50	2.50	5/1/19	6/28/19	93,750	-	-	93,750
Negotiable CDs	06370RMN6	BANK OF MONTREAL CHICAGO	50,000,000	2.76	2.76	10/15/18	7/1/19	115,000	-	-	115,000
Negotiable CDs	25215FEF7	DEXIA CREDIT LOCAL SA NY	50,000,000	2.82	2.82	11/14/18	7/1/19	117,500	-	-	117,500
Negotiable CDs	89114MAY3	TORONTO DOMINION BANK NY	50,000,000	2.63	2.63	8/13/18	7/1/19	109,583	-	-	109,583
Negotiable CDs	89114MCE5	TORONTO DOMINION BANK NY	50,000,000	2.64	2.64	8/21/18	7/1/19	110,000	-	-	110,000
Negotiable CDs	89114MKR7	TORONTO DOMINION BANK NY	50,000,000	2.93	2.93	11/5/18	7/1/19	122,083	-	-	122,083
Negotiable CDs	63873NB67	NATIXIS NY BRANCH	25,000,000	2.98	2.98	12/19/18	7/22/19	62,083	-	-	62,083
Negotiable CDs	06370RSD2	BANK OF MONTREAL CHICAGO	50,000,000	2.88	2.88	12/19/18	7/25/19	120,000	-	-	120,000
Negotiable CDs	06370RUD9	BANK OF MONTREAL CHICAGO	50,000,000	2.63	2.63	2/5/19	8/5/19	109,583	-	-	109,583
Negotiable CDs	78012ULA1	ROYAL BANK OF CANADA NY	50,000,000	2.94	2.94	12/12/18	8/30/19	122,500	-	-	122,500
Negotiable CDs	06417G4V7	BANK OF NOVA SCOTIA HOUSTON	50,000,000	2.65	2.65	2/8/19	9/6/19	110,417	-	-	110,417
Negotiable CDs	89114MS99	TORONTO DOMINION BANK NY	50,000,000	2.35	2.35	6/20/19	9/16/19	35,903	-	-	35,903
Negotiable CDs	89114MW52	TORONTO DOMINION BANK NY	25,000,000	2.59	2.59	3/8/19	9/18/19	53,958	-	-	53,958
Negotiable CDs	78012UKW4	ROYAL BANK OF CANADA NY	50,000,000	3.01	3.01	12/7/18	10/25/19	125,417	-	-	125,417
Negotiable CDs	89114MPG6	TORONTO DOMINION BANK NY	25,000,000	3.06	3.06	12/6/18	10/25/19	63,750	-	-	63,750
Negotiable CDs	89114MLP0	TORONTO DOMINION BANK NY	50,000,000	3.08	3.08	11/9/18	10/28/19	128,333	-	-	128,333
Negotiable CDs	06370RNN5	BANK OF MONTREAL CHICAGO	50,000,000	3.10	3.10	11/6/18	11/6/19	129,167	-	-	129,167
Negotiable CDs	96130AAN8	WESTPAC BANKING CORP NY	50,000,000	3.10	3.10	11/8/18	11/8/19	129,167	-	-	129,167
Negotiable CDs	96130AAT5	WESTPAC BANKING CORP NY	50,000,000	3.08	3.08	11/14/18	11/14/19	128,333	-	-	128,333
Negotiable CDs	89114MME4	TORONTO DOMINION BANK NY	25,000,000	3.10	3.10	11/19/18	11/19/19	64,583	-	-	64,583
Negotiable CDs	78012UKB0	ROYAL BANK OF CANADA NY	50,000,000	3.07	3.07	11/26/18	11/25/19	127,917	-	-	127,917
Negotiable CDs	96130AAZ1	WESTPAC BANKING CORP NY	50,000,000	3.06	3.06	11/29/18	11/27/19	127,500	-	-	127,500

Monthly Investment Earnings

Pooled Fund

Type of Investment	CUSIP	Issuer Name	Par Value	Coupon	YTM ¹	Settle Date	Maturity Date	Earned Interest	Amort. Expense	Realized Gain/(Loss)	Earned Income /Net Earnings
Negotiable CDs	06370RPG8	BANK OF MONTREAL CHICAGO	50,000,000	3.12	3.12	12/3/18	12/3/19	130,000	-	-	130,000
Negotiable CDs	89114MPF8	TORONTO DOMINION BANK NY	50,000,000	3.10	3.10	12/6/18	12/6/19	129,167	-	-	129,167
Negotiable CDs	96130ABE7	WESTPAC BANKING CORP NY	50,000,000	3.05	3.05	12/7/18	12/6/19	127,083	-	-	127,083
Negotiable CDs	06370RQD4	BANK OF MONTREAL CHICAGO	50,000,000	3.06	3.06	12/6/18	12/9/19	127,500	-	-	127,500
Negotiable CDs	06370RQZ5	BANK OF MONTREAL CHICAGO	50,000,000	3.06	3.06	12/10/18	12/11/19	127,500	-	-	127,500
Negotiable CDs	63873NE49	NATIXIS NY BRANCH	50,000,000	3.00	3.00	1/11/19	1/6/20	125,000	-	-	125,000
Negotiable CDs	78012UNB7	ROYAL BANK OF CANADA NY	25,000,000	2.57	2.57	4/8/19	1/6/20	53,542	-	-	53,542
Negotiable CDs	78012UNC5	ROYAL BANK OF CANADA NY	25,000,000	2.57	2.57	4/8/19	1/8/20	53,542	-	-	53,542
Negotiable CDs	89114MB30	TORONTO DOMINION BANK NY	50,000,000	2.60	2.60	4/8/19	1/17/20	108,333	-	-	108,333
Negotiable CDs	06417G6G8	BANK OF NOVA SCOTIA HOUS	50,000,000	2.57	2.57	4/25/19	2/3/20	107,083	-	-	107,083
Negotiable CDs	89114MF36	TORONTO DOMINION BANK NY	50,000,000	2.56	2.56	4/24/19	2/3/20	106,667	-	-	106,667
Negotiable CDs	06417G6H6	BANK OF NOVA SCOTIA HOUS	50,000,000	2.57	2.57	4/25/19	2/5/20	107,083	-	-	107,083
Negotiable CDs	06417G6K9	BANK OF NOVA SCOTIA HOUSTON	50,000,000	2.56	2.56	4/29/19	2/6/20	106,667	-	-	106,667
Negotiable CDs	96130ABW7	WESTPAC BANKING CORP NY	50,000,000	2.71	2.71	2/15/19	2/14/20	112,917	-	-	112,917
Negotiable CDs	06417G6L7	BANK OF NOVA SCOTIA HOUSTON	50,000,000	2.57	2.57	4/29/19	2/19/20	107,083	-	-	107,083
Negotiable CDs	06417G6V5	BANK OF NOVA SCOTIA HOUSTON	50,000,000	2.57	2.57	5/6/19	2/21/20	107,083	-	-	107,083
Negotiable CDs	96130ACE6	WESTPAC BANKING CORP NY	50,000,000	2.70	2.70	3/6/19	2/26/20	112,500	-	-	112,500
Negotiable CDs	06370RUV9	BANK OF MONTREAL CHICAGO	50,000,000	2.68	2.68	3/1/19	3/2/20	111,667	-	-	111,667
Negotiable CDs	06370RVN6	BANK OF MONTREAL CHICAGO	50,000,000	2.70	2.70	3/5/19	3/2/20	112,500	-	-	112,500
Negotiable CDs	78012UMY8	ROYAL BANK OF CANADA NY	50,000,000	2.58	2.58	4/4/19	3/25/20	107,500	-	-	107,500
Negotiable CDs	78012UMZ5	ROYAL BANK OF CANADA NY	50,000,000	2.58	2.58	4/4/19	3/30/20	107,500	-	-	107,500
Negotiable CDs	06370RYS2	BANK OF MONTREAL CHICAGO	65,000,000	2.60	2.60	4/11/19	4/13/20	140,833	-	-	140,833
Subtotals			\$ 2,015,000,000					\$ 5,112,022	\$ -	\$ -	\$ 5,112,022
Commercial Paper	62479MTR4	MUFG BANK LTD NY	\$ -	0.00	2.76	10/15/18	6/25/19	\$ -	\$ 72,267	\$ -	\$ 72,267
Commercial Paper	89233HTR5	TOYOTA MOTOR CREDIT CORP	-	0.00	2.74	10/15/18	6/25/19	-	89,667	-	89,667
Commercial Paper	62479MTS2	MUFG BANK LTD NY	-	0.00	2.92	11/6/18	6/26/19	-	99,653	-	99,653
Commercial Paper	62479MU19	MUFG BANK LTD NY	30,000,000	0.00	2.53	5/3/19	7/1/19	-	63,000	-	63,000
Commercial Paper	62479MU19	MUFG BANK LTD NY	50,000,000	0.00	2.97	11/13/18	7/1/19	-	121,250	-	121,250
Commercial Paper	62479MU19	MUFG BANK LTD NY	50,000,000	0.00	2.95	11/15/18	7/1/19	-	120,833	-	120,833
Commercial Paper	62479MU19	MUFG BANK LTD NY	50,000,000	0.00	2.95	11/19/18	7/1/19	-	120,833	-	120,833
Commercial Paper	63873KU13	NATIXIS NY BRANCH	25,000,000	0.00	2.92	11/26/18	7/1/19	-	59,792	-	59,792
Commercial Paper	89233HU10	TOYOTA MOTOR CREDIT CORP	50,000,000	0.00	2.75	10/11/18	7/1/19	-	112,500	-	112,500
Commercial Paper	89233HU10	TOYOTA MOTOR CREDIT CORP	50,000,000	0.00	2.85	11/16/18	7/1/19	-	116,667	-	116,667
Commercial Paper	89233HU10	TOYOTA MOTOR CREDIT CORP	50,000,000	0.00	2.88	11/26/18	7/1/19	-	117,917	-	117,917
Commercial Paper	62479MU84	MUFG BANK LTD NY	40,000,000	0.00	2.95	11/28/18	7/8/19	-	96,667	-	96,667
Commercial Paper	62479MU84	MUFG BANK LTD NY	50,000,000	0.00	2.95	11/27/18	7/8/19	-	120,833	-	120,833
Commercial Paper	62479MUA9	MUFG BANK LTD NY	30,000,000	0.00	2.92	12/7/18	7/10/19	-	71,750	-	71,750
Commercial Paper	89233HUB8	TOYOTA MOTOR CREDIT CORP	50,000,000	0.00	2.37	6/26/19	7/11/19	-	16,458	-	16,458

Monthly Investment Earnings

Pooled Fund

Type of Investment	CUSIP	Issuer Name	Par Value	Coupon	YTM ¹	Settle Date	Maturity Date	Earned Interest	Amort. Expense	Realized Gain/(Loss)	Earned Income /Net Earnings
Commercial Paper	63873KUN5	NATIXIS NY BRANCH	50,000,000	0.00	2.97	12/11/18	7/22/19	-	121,667	-	121,667
Commercial Paper	62479MUQ4	MUFG BANK LTD NY	40,000,000	0.00	2.91	12/27/18	7/24/19	-	95,333	-	95,333
Commercial Paper	25214PNB5	DEXIA CREDIT LOCAL SA NY	15,000,000	0.00	2.81	1/3/19	8/5/19	-	34,500	-	34,500
Commercial Paper	25214PNC3	DEXIA CREDIT LOCAL SA NY	40,000,000	0.00	2.81	1/3/19	8/6/19	-	92,000	-	92,000
Commercial Paper	62479MV75	MUFG BANK LTD NY	50,000,000	0.00	2.74	1/29/19	8/7/19	-	112,500	-	112,500
Commercial Paper	62479MVK6	MUFG BANK LTD NY	25,000,000	0.00	2.65	2/25/19	8/19/19	-	54,583	-	54,583
Commercial Paper	62479MVT7	MUFG BANK LTD NY	25,000,000	0.00	2.35	6/28/19	8/27/19	-	4,875	-	4,875
Commercial Paper	89233HW42	TOYOTA MOTOR CREDIT CORP	50,000,000	0.00	2.60	3/11/19	9/4/19	-	107,083	-	107,083
Commercial Paper	25214PNZ2	DEXIA CREDIT LOCAL SA NY	50,000,000	0.00	2.59	2/26/19	9/16/19	-	106,250	-	106,250
Commercial Paper	62479MWJ8	MUFG BANK LTD NY	11,000,000	0.00	2.62	4/4/19	9/18/19	-	23,742	-	23,742
Commercial Paper	62479MWQ2	MUFG BANK LTD NY	12,000,000	0.00	2.62	4/4/19	9/24/19	-	25,900	-	25,900
Commercial Paper	62479MWQ2	MUFG BANK LTD NY	25,000,000	0.00	2.32	6/28/19	9/24/19	-	4,813	-	4,813
Commercial Paper	89233HWQ3	TOYOTA MOTOR CREDIT CORP	50,000,000	0.00	2.61	3/12/19	9/24/19	-	107,083	-	107,083
Commercial Paper	62479MWS8	MUFG BANK LTD NY	30,000,000	0.00	2.32	6/28/19	9/26/19	-	5,775	-	5,775
Commercial Paper	62479MX40	MUFG BANK LTD NY	20,000,000	0.00	2.63	4/4/19	10/4/19	-	43,333	-	43,333
Commercial Paper	25214PNV1	DEXIA CREDIT LOCAL SA NY	50,000,000	0.00	2.67	2/5/19	10/28/19	-	109,167	-	109,167
Subtotals			\$ 1,068,000,000					\$ -	\$ 2,448,690	\$ -	\$ 2,448,690
Medium Term Notes	742718EG0	THE PROCTER & GAMBLE CO	\$ 9,650,000	1.90	2.62	6/20/18	11/1/19	\$ 15,279	\$ 5,587	\$ -	\$ 20,866
Medium Term Notes	89236TEJ0	TOYOTA MOTOR CREDIT CORP	20,000,000	2.20	2.25	1/11/18	1/10/20	36,667	733	-	37,399
Medium Term Notes	89236TFQ3	TOYOTA MOTOR CREDIT CORP	5,000,000	3.05	3.08	1/8/19	1/8/21	12,708	123	-	12,831
Subtotals			\$ 34,650,000					\$ 64,654	\$ 6,443	\$ -	\$ 71,097
Money Market Funds	262006208	DREYFUS GOVERN CASH MGMT-I	\$ 60,321,295	2.25	2.25	6/30/19	7/1/19	\$ 37,504	\$ -	\$ -	\$ 37,504
Money Market Funds	608919718	FEDERATED GOVERNMENT OBL-PRM	217,290,455	2.29	2.29	6/30/19	7/1/19	200,518	-	-	200,518
Money Market Funds	09248U718	BLACKROCK LIQ INST GOV FUND	60,387,150	2.26	2.26	6/30/19	7/1/19	37,168	-	-	37,168
Money Market Funds	31607A703	FIDELITY INST GOV FUND	546,724,125	2.30	2.30	6/30/19	7/1/19	934,381	-	-	934,381
Money Market Funds	61747C707	MORGAN STANLEY INST GOVT FUND	61,195,078	2.27	2.27	6/30/19	7/1/19	86,473	-	-	86,473
Subtotals			\$ 945,918,104					\$ 1,296,044	\$ -	\$ -	\$ 1,296,044
Supranationals	459058EV1	INTL BK RECON & DEVELOP	\$ 10,000,000	1.25	2.47	6/28/18	7/26/19	\$ 10,417	\$ 9,870	\$ -	\$ 20,287
Supranationals	4581X0BY3	INTER-AMERICAN DEVEL BK	44,716,000	1.13	3.93	11/5/18	9/12/19	41,959	59,310	-	101,268
Supranationals	459058FQ1	INTL BK RECON & DEVELOP	50,000,000	1.20	1.75	11/6/17	9/30/19	50,000	22,342	-	72,342
Supranationals	45905UJ6	INTL BK RECON & DEVELOP	25,000,000	1.30	1.56	6/2/17	10/25/19	27,083	5,314	-	32,398
Supranationals	45905UJ6	INTL BK RECON & DEVELOP	29,300,000	1.30	1.56	6/2/17	10/25/19	31,742	6,228	-	37,970
Supranationals	459052RX6	IBRD DISCOUNT NOTE	20,000,000	0.00	2.42	4/24/19	1/17/20	-	39,667	-	39,667
Supranationals	459052SC1	IBRD DISCOUNT NOTE	40,000,000	0.00	2.42	4/24/19	1/22/20	-	79,333	-	79,333
Supranationals	459058FZ1	INTL BK RECON & DEVELOP	50,000,000	1.88	1.94	3/21/17	4/21/20	78,167	1,158	-	79,325
Supranationals	4581X0CX4	INTER-AMERICAN DEVEL BK	10,000,000	1.63	2.72	5/17/18	5/12/20	13,542	8,704	-	22,246
Supranationals	4581X0CX4	INTER-AMERICAN DEVEL BK	25,000,000	1.63	1.72	4/12/17	5/12/20	33,854	1,579	-	35,433
Supranationals	459058GA5	INTL BK RECON & DEVELOP	50,000,000	1.63	1.64	8/29/17	9/4/20	67,750	286	-	68,036
Supranationals	45905UQ80	INTL BK RECON & DEVELOP	50,000,000	1.95	1.97	11/9/17	11/9/20	81,250	958	-	82,208
Supranationals	45905UQ80	INTL BK RECON & DEVELOP	50,000,000	1.95	2.15	12/20/17	11/9/20	81,250	8,005	-	89,255
Supranationals	45950KCM0	INTERNATIONAL FINANCE CORP	50,000,000	2.25	2.35	1/25/18	1/25/21	93,750	4,024	-	97,774
Supranationals	4581X0DB1	INTER-AMERICAN DEVEL BK	45,000,000	2.63	2.70	4/19/18	4/19/21	98,438	2,710	-	101,147
Supranationals	4581X0DB1	INTER-AMERICAN DEVEL BK	50,000,000	2.63	2.84	5/16/18	4/19/21	109,375	8,588	-	117,963
Supranationals	45950KCCJ7	INTERNATIONAL FINANCE CORP	12,135,000	1.13	2.97	5/23/18	7/20/21	11,387	16,587	-	27,974
Supranationals	459058GH0	INTL BK RECON & DEVELOP	50,000,000	2.75	2.85	7/25/18	7/23/21	114,583	3,208	-	117,792
Supranationals	459058GY3	INTL BK RECON & DEVELOPMENT	25,000,000	2.60	2.60	6/28/19	6/28/24	5,417	-	-	5,417
Supranationals	459058GY3	INTL BK RECON & DEVELOPMENT	25,000,000	2.60	2.60	6/28/19	6/28/24	5,417	-	-	5,417
Supranationals	459058GY3	INTL BK RECON & DEVELOPMENT	25,000,000	2.60	2.60	6/28/19	6/28/24	5,417	-	-	5,417
Supranationals	459058GY3	INTL BK RECON & DEVELOPMENT	25,000,000	2.60	2.60	6/28/19	6/28/24	5,417	-	-	5,417
Supranationals	459058GY3	INTL BK RECON & DEVELOP	100,000,000	2.60	2.60	6/28/19	6/28/24	21,667	-	-	21,667
Subtotals			\$ 861,151,000					\$ 987,879	\$ 277,872	\$ -	\$ 1,265,750
Grand Totals			\$ 11,597,250,745					\$ 20,302,381	\$ 3,485,368	\$ 79,889	\$ 23,867,638

¹Yield to maturity is calculated at purchase

Investment Transactions

Pooled Fund

For month ended June 30, 2019

Transaction	Settle Date	Maturity	Type of Investment	Issuer Name	CUSIP	Par Value	Coupon	YTM	Price	Interest	Transaction
Purchase	6/4/2019	7/1/2019	Money Market Funds	FEDERATED GOVERNMENT OBL	608919718	\$ 100,000,000	2.29	2.29	\$ 100.00	\$ -	\$ 100,000,000
Purchase	6/4/2019	7/1/2019	Money Market Funds	FIDELITY INST GOV FUND	31607A703	83,000,000	2.30	2.30	100.00	-	83,000,000
Purchase	6/4/2019	7/1/2019	Money Market Funds	MORGAN STANLEY INST GOVT	61747C707	50,000,000	2.27	2.27	100.00	-	50,000,000
Purchase	6/4/2019	12/4/2019	Public Time Deposits	SAN FRANCISCO CREDIT UNI	PP9J6D723	10,000,000	2.32	2.32	100.00	-	10,000,000
Purchase	6/6/2019	6/25/2019	U.S. Treasuries	TREASURY BILL	912796VH9	50,000,000	0.00	2.27	99.88	-	49,940,044
Purchase	6/7/2019	7/1/2019	Money Market Funds	FEDERATED GOVERNMENT OBL	608919718	80,000,000	2.29	2.29	100.00	-	80,000,000
Purchase	6/11/2019	7/1/2019	Money Market Funds	MORGAN STANLEY INST GOVT	61747C707	60,000,000	2.27	2.27	100.00	-	60,000,000
Purchase	6/11/2019	12/11/2019	Public Time Deposits	BANK OF SAN FRANCISCO	PPEQ338W9	5,000,000	2.24	2.24	100.00	-	5,000,000
Purchase	6/12/2019	6/12/2020	Federal Agencies	FREDDIE MAC	3134GTTV5	100,000,000	2.40	2.40	100.00	-	100,000,000
Purchase	6/13/2019	7/1/2019	Money Market Funds	FEDERATED GOVERNMENT OBL	608919718	40,000,000	2.29	2.29	100.00	-	40,000,000
Purchase	6/14/2019	7/1/2019	Money Market Funds	DREYFUS GOVERN CASH MGMT	262006208	50,000,000	2.25	2.25	100.00	-	50,000,000
Purchase	6/14/2019	7/1/2019	Money Market Funds	FEDERATED GOVERNMENT OBL	608919718	50,000,000	2.29	2.29	100.00	-	50,000,000
Purchase	6/14/2019	7/1/2019	Money Market Funds	BLACKROCK LIQ INST GOV F	09248U718	47,000,000	2.26	2.26	100.00	-	47,000,000
Purchase	6/14/2019	7/1/2019	Money Market Funds	MORGAN STANLEY INST GOVT	61747C707	50,000,000	2.27	2.27	100.00	-	50,000,000
Purchase	6/17/2019	6/17/2021	Federal Agencies	FREDDIE MAC	3134GTUN1	25,000,000	2.43	2.43	100.00	-	25,000,000
Purchase	6/17/2019	6/17/2021	Federal Agencies	FREDDIE MAC	3134GTUN1	25,000,000	2.43	2.43	100.00	-	25,000,000
Purchase	6/17/2019	6/17/2021	Federal Agencies	FREDDIE MAC	3134GTUN1	25,000,000	2.43	2.43	100.00	-	25,000,000
Purchase	6/17/2019	6/17/2021	Federal Agencies	FREDDIE MAC	3134GTUN1	25,000,000	2.43	2.43	100.00	-	25,000,000
Purchase	6/20/2019	7/1/2019	Money Market Funds	FIDELITY INST GOV FUND	31607A703	50,000,000	2.30	2.30	100.00	-	50,000,000
Purchase	6/20/2019	9/16/2019	Negotiable CDs	TORONTO DOMINION BANK NY	89114MS99	50,000,000	2.35	2.35	100.00	-	50,000,000
Purchase	6/24/2019	6/25/2019	Federal Agencies	FED HOME LN DISCOUNT NT	313384HH5	25,000,000	0.00	2.25	99.99	-	24,998,438
Purchase	6/24/2019	6/25/2019	Federal Agencies	FED HOME LN DISCOUNT NT	313384HH5	25,000,000	0.00	2.25	99.99	-	24,998,438
Purchase	6/24/2019	12/23/2019	Public Time Deposits	BRIDGE BANK	PPQD3G113	10,000,000	2.23	2.23	100.00	-	10,000,000
Purchase	6/25/2019	6/26/2019	Federal Agencies	FED HOME LN DISCOUNT NT	313384HJ1	50,000,000	0.00	2.28	99.99	-	49,996,833
Purchase	6/25/2019	6/26/2019	Federal Agencies	FED HOME LN DISCOUNT NT	313384HJ1	50,000,000	0.00	2.28	99.99	-	49,996,833
Purchase	6/25/2019	6/26/2019	Federal Agencies	FED HOME LN DISCOUNT NT	313384HJ1	50,000,000	0.00	2.28	99.99	-	49,996,833
Purchase	6/25/2019	6/26/2019	Federal Agencies	FED HOME LN DISCOUNT NT	313384HJ1	50,000,000	0.00	2.28	99.99	-	49,996,833
Purchase	6/25/2019	6/26/2019	Federal Agencies	FED HOME LN DISCOUNT NT	313384HJ1	50,000,000	0.00	2.28	99.99	-	49,996,833
Purchase	6/26/2019	6/27/2019	Federal Agencies	FED HOME LN DISCOUNT NT	313384HK8	50,000,000	0.00	2.25	99.99	-	49,996,875
Purchase	6/26/2019	6/27/2019	Federal Agencies	FED HOME LN DISCOUNT NT	313384HK8	50,000,000	0.00	2.25	99.99	-	49,996,875

Investment Transactions

Pooled Fund

Transaction	Settle Date	Maturity	Type of Investment	Issuer Name	CUSIP	Par Value	Coupon	YTM	Price	Interest	Transaction
Purchase	6/30/2019	7/1/2019	Money Market Funds	FIDELITY INST GOV FUND	31607A703	934,381	2.30	2.30	100.00	-	934,381
Purchase	6/30/2019	7/1/2019	Money Market Funds	MORGAN STANLEY INST GOVT	61747C707	86,473	2.27	2.27	100.00	-	86,473
Subtotals						\$2,386,296,044	1.67	2.32	\$ 99.98	\$ -	\$2,385,743,338
Sale	6/3/2019	7/1/2019	Money Market Funds	FIDELITY INST GOV FUND	31607A703	\$ 20,000,000	2.30	2.30	\$ 100.00	\$ -	\$ 20,000,000
Sale	6/6/2019	7/1/2019	Money Market Funds	FEDERATED GOVERNMENT OBL	608919718	55,000,000	2.29	2.29	100.00	-	55,000,000
Sale	6/10/2019	7/1/2019	Money Market Funds	FEDERATED GOVERNMENT OBL	608919718	70,000,000	2.29	2.29	100.00	-	70,000,000
Sale	6/12/2019	7/1/2019	Money Market Funds	FEDERATED GOVERNMENT OBL	608919718	35,000,000	2.29	2.29	100.00	-	35,000,000
Sale	6/12/2019	7/1/2019	Money Market Funds	MORGAN STANLEY INST GOVT	61747C707	50,000,000	2.27	2.27	100.00	-	50,000,000
Sale	6/17/2019	7/1/2019	Money Market Funds	DREYFUS GOVERN CASH MGMT	262006208	50,000,000	2.25	2.25	100.00	-	50,000,000
Sale	6/17/2019	7/1/2019	Money Market Funds	FEDERATED GOVERNMENT OBL	608919718	160,000,000	2.29	2.29	100.00	-	160,000,000
Sale	6/17/2019	7/1/2019	Money Market Funds	BLACKROCK LIQ INST GOV F	09248U718	47,000,000	2.26	2.26	100.00	-	47,000,000
Sale	6/17/2019	7/1/2019	Money Market Funds	FIDELITY INST GOV FUND	31607A703	175,000,000	2.30	2.30	100.00	-	175,000,000
Sale	6/17/2019	7/1/2019	Money Market Funds	MORGAN STANLEY INST GOVT	61747C707	110,000,000	2.27	2.27	100.00	-	110,000,000
Sale	6/19/2019	7/1/2019	Money Market Funds	FIDELITY INST GOV FUND	31607A703	60,000,000	2.30	2.30	100.00	-	60,000,000
Sale	6/21/2019	7/1/2019	Money Market Funds	FIDELITY INST GOV FUND	31607A703	75,000,000	2.30	2.30	100.00	-	75,000,000
Subtotals						\$ 907,000,000	2.28	2.28	\$ 100.00	\$ -	\$ 907,000,000
Call	6/13/2019	6/13/2022	Federal Agencies	FEDERAL FARM CREDIT BANK	3133EJRN1	\$ 25,000,000	3.00	3.05	100.00	\$ -	\$ 25,000,000
Call	6/20/2019	12/20/2021	Federal Agencies	FREDDIE MAC	3134GSK38	25,000,000	3.17	3.17	100.00	-	25,000,000
Call	6/20/2019	12/20/2021	Federal Agencies	FREDDIE MAC	3134GSK46	25,000,000	3.17	3.17	100.00	-	25,000,000
Call	6/21/2019	12/21/2021	Federal Agencies	FREDDIE MAC	3134GSN27	25,000,000	3.13	3.13	100.00	-	25,000,000
Call	6/21/2019	12/21/2021	Federal Agencies	FREDDIE MAC	3134GSN43	25,000,000	3.13	3.13	100.00	-	25,000,000
Call	6/23/2019	9/23/2019	Federal Agencies	FREDDIE MAC	3134GAHR8	25,000,000	2.50	2.50	100.00	-	25,000,000
Call	6/28/2019	3/28/2022	Federal Agencies	FEDERAL HOME LOAN BANK	3130AFZK6	50,000,000	2.90	2.90	100.00	362,500	50,362,500
Call	6/28/2019	3/28/2022	Federal Agencies	FEDERAL HOME LOAN BANK	3130AFZK6	50,000,000	2.90	2.90	100.00	362,500	50,362,500
Call	6/28/2019	3/28/2022	Federal Agencies	FEDERAL HOME LOAN BANK	3130AG3E3	50,000,000	2.85	2.85	100.00	356,250	50,356,250
Call	6/28/2019	6/28/2023	Federal Agencies	FREDDIE MAC	3134GS5J0	100,000,000	3.00	3.00	100.00	-	100,000,000
Call	6/30/2019	6/30/2021	Federal Agencies	FREDDIE MAC	3134G9H26	1,219,000	1.50	1.92	100.00	-	1,219,000
Call	6/30/2019	6/30/2021	Federal Agencies	FREDDIE MAC	3134G9H26	3,917,000	1.50	1.86	100.00	-	3,917,000
Subtotals						\$ 405,136,000	2.94	2.95	\$ -	\$ 1,081,250	\$ 406,217,250
Maturity	6/4/2019	6/4/2019	Negotiable CDs	ROYAL BANK OF CANADA NY	78012UDX0	\$ 50,000,000	2.77	2.77	100.00	\$ 107,611	\$ 50,107,611
Maturity	6/4/2019	6/4/2019	U.S. Treasuries	TREASURY BILL	912796VE6	50,000,000	0.00	2.39	100.00	-	50,000,000
Maturity	6/4/2019	6/4/2019	U.S. Treasuries	TREASURY BILL	912796VE6	50,000,000	0.00	2.39	100.00	-	50,000,000
Maturity	6/4/2019	6/4/2019	U.S. Treasuries	TREASURY BILL	912796VE6	50,000,000	0.00	2.38	100.00	-	50,000,000
Maturity	6/4/2019	6/4/2019	Public Time Deposits	SAN FRANCISCO CREDIT UNI	PP9N2NML7	10,000,000	2.42	2.42	100.00	62,689	10,062,689
Maturity	6/6/2019	6/6/2019	Federal Agencies	FEDERAL HOME LOAN BANK	3130AEFB1	12,450,000	2.25	2.34	100.00	140,063	12,590,063
Maturity	6/7/2019	6/7/2019	Negotiable CDs	DEXIA CREDIT LOCAL SA NY	25215FDL5	40,000,000	2.75	2.75	100.00	94,623	40,094,623
Maturity	6/10/2019	6/10/2019	Negotiable CDs	TORONTO DOMINION BANK NY	89114MJ81	50,000,000	2.46	2.46	100.00	82,000	50,082,000
Maturity	6/11/2019	6/11/2019	U.S. Treasuries	TREASURY BILL	912796VF3	50,000,000	0.00	2.38	100.00	-	50,000,000
Maturity	6/11/2019	6/11/2019	U.S. Treasuries	TREASURY BILL	912796VF3	50,000,000	0.00	2.38	100.00	-	50,000,000
Maturity	6/11/2019	6/11/2019	Public Time Deposits	BANK OF SAN FRANCISCO	PP041MX54	5,000,000	2.58	2.58	100.00	32,967	5,032,967
Maturity	6/12/2019	6/12/2019	Federal Agencies	FEDERAL FARM CREDIT BANK	3133EHMR1	50,000,000	1.38	1.38	100.00	343,750	50,343,750
Maturity	6/14/2019	6/14/2019	Negotiable CDs	DEXIA CREDIT LOCAL SA NY	25215FDY7	50,000,000	2.62	2.62	100.00	1,120,778	51,120,778
Maturity	6/14/2019	6/14/2019	Federal Agencies	FEDERAL HOME LOAN BANK	313379EE5	25,000,000	1.63	1.41	100.00	203,125	25,203,125
Maturity	6/14/2019	6/14/2019	Federal Agencies	FEDERAL HOME LOAN BANK	313379EE5	25,000,000	1.63	1.38	100.00	203,125	25,203,125
Maturity	6/14/2019	6/14/2019	Federal Agencies	FEDERAL HOME LOAN BANK	313379EE5	35,750,000	1.63	1.43	100.00	290,469	36,040,469
Maturity	6/14/2019	6/14/2019	Federal Agencies	FREDDIE MAC	3134G9QW0	50,000,000	1.28	1.28	100.00	320,000	50,320,000
Maturity	6/14/2019	6/14/2019	Negotiable CDs	TORONTO DOMINION BANK NY	89114MAX5	50,000,000	2.61	2.61	100.00	1,105,625	51,105,625
Maturity	6/20/2019	6/20/2019	U.S. Treasuries	TREASURY BILL	912796QM4	40,000,000	0.00	2.45	100.00	-	40,000,000
Maturity	6/24/2019	6/24/2019	Negotiable CDs	BANK OF MONTREAL CHICAGO	06370RHT9	40,000,000	2.64	2.64	100.00	850,667	40,850,667
Maturity	6/24/2019	6/24/2019	Negotiable CDs	ROYAL BANK OF CANADA NY	78012UGS8	50,000,000	2.65	2.65	100.00	1,093,125	51,093,125
Maturity	6/24/2019	6/24/2019	Public Time Deposits	BRIDGE BANK	PP9N20S31	10,000,000	2.41	2.41	100.00	127,141	10,127,141

Investment Transactions

Pooled Fund

Transaction	Settle Date	Maturity	Type of Investment	Issuer Name	CUSIP	Par Value	Coupon	YTM	Price	Interest	Transaction
Maturity	6/25/2019	6/25/2019	Federal Agencies	FED HOME LN DISCOUNT NT	313384HH5	25,000,000	0.00	2.25	100.00	-	25,000,000
Maturity	6/25/2019	6/25/2019	Federal Agencies	FED HOME LN DISCOUNT NT	313384HH5	25,000,000	0.00	2.25	100.00	-	25,000,000
Maturity	6/25/2019	6/25/2019	Negotiable CDs	MUFG UNION BANK NA	62478TW54	40,000,000	2.61	2.61	100.00	342,200	40,342,200
Maturity	6/25/2019	6/25/2019	Commercial Paper	MUFG BANK LTD NY	62479MTR4	40,000,000	0.00	2.76	100.00	-	40,000,000
Maturity	6/25/2019	6/25/2019	Commercial Paper	TOYOTA MOTOR CREDIT CORP	89233HTR5	50,000,000	0.00	2.74	100.00	-	50,000,000
Maturity	6/25/2019	6/25/2019	U.S. Treasuries	TREASURY BILL	912796VH9	50,000,000	0.00	2.27	100.00	-	50,000,000
Maturity	6/26/2019	6/26/2019	Federal Agencies	FED HOME LN DISCOUNT NT	313384HJ1	50,000,000	0.00	2.28	100.00	-	50,000,000
Maturity	6/26/2019	6/26/2019	Federal Agencies	FED HOME LN DISCOUNT NT	313384HJ1	50,000,000	0.00	2.28	100.00	-	50,000,000
Maturity	6/26/2019	6/26/2019	Federal Agencies	FED HOME LN DISCOUNT NT	313384HJ1	50,000,000	0.00	2.28	100.00	-	50,000,000
Maturity	6/26/2019	6/26/2019	Federal Agencies	FED HOME LN DISCOUNT NT	313384HJ1	50,000,000	0.00	2.28	100.00	-	50,000,000
Maturity	6/26/2019	6/26/2019	Federal Agencies	FED HOME LN DISCOUNT NT	313384HJ1	50,000,000	0.00	2.28	100.00	-	50,000,000
Maturity	6/26/2019	6/26/2019	Commercial Paper	MUFG BANK LTD NY	62479MTS2	50,000,000	0.00	2.92	100.00	-	50,000,000
Maturity	6/27/2019	6/27/2019	Federal Agencies	FED HOME LN DISCOUNT NT	313384HK8	50,000,000	0.00	2.25	100.00	-	50,000,000
Maturity	6/27/2019	6/27/2019	Federal Agencies	FED HOME LN DISCOUNT NT	313384HK8	50,000,000	0.00	2.25	100.00	-	50,000,000
Maturity	6/27/2019	6/27/2019	Federal Agencies	FED HOME LN DISCOUNT NT	313384HK8	50,000,000	0.00	2.25	100.00	-	50,000,000
Maturity	6/27/2019	6/27/2019	Federal Agencies	FED HOME LN DISCOUNT NT	313384HK8	50,000,000	0.00	2.25	100.00	-	50,000,000
Maturity	6/28/2019	6/28/2019	Negotiable CDs	TORONTO DOMINION BANK NY	89114MF85	50,000,000	2.50	2.50	100.00	201,389	50,201,389
Subtotals						\$1,623,200,000	0.90	2.33	\$ -	\$ 6,721,346	\$1,629,921,346
Interest	6/1/2019	7/1/2020	Federal Agencies	FREDDIE MAC	3134GB5M0	\$ 50,000,000	1.96	1.96	0.00	0.00	\$ 490,000
Interest	6/2/2019	12/2/2019	Federal Agencies	FEDERAL FARM CREDIT BANK	3133EGN43	50,000,000	2.64	2.64	0.00	0.00	113,688
Interest	6/2/2019	11/2/2020	Federal Agencies	FARMER MAC	3132X0KR1	25,000,000	2.68	2.68	0.00	0.00	57,705
Interest	6/2/2019	6/2/2022	Federal Agencies	FEDERAL FARM CREDIT BANK	3133EHLY7	50,000,000	1.88	1.85	0.00	0.00	468,750
Interest	6/2/2019	6/2/2022	Federal Agencies	FEDERAL FARM CREDIT BANK	3133EHLY7	50,000,000	1.88	1.88	0.00	0.00	468,750
Interest	6/9/2019	8/9/2019	Federal Agencies	FEDERAL FARM CREDIT BANK	3133EGED3	25,000,000	2.65	2.65	0.00	0.00	57,000
Interest	6/9/2019	8/9/2019	Federal Agencies	FEDERAL FARM CREDIT BANK	3133EGED3	25,000,000	2.65	2.65	0.00	0.00	57,000
Interest	6/11/2019	12/11/2020	Federal Agencies	FEDERAL HOME LOAN BANK	3130A3UQ5	10,000,000	1.88	2.02	0.00	0.00	93,750
Interest	6/13/2019	12/13/2019	Federal Agencies	FEDERAL HOME LOAN BANK	3130A0JR2	11,360,000	2.38	1.90	0.00	0.00	134,900
Interest	6/13/2019	12/13/2019	Federal Agencies	FEDERAL HOME LOAN BANK	3130A0JR2	20,000,000	2.38	1.90	0.00	0.00	237,500
Interest	6/13/2019	12/13/2019	Federal Agencies	FEDERAL HOME LOAN BANK	3130A0JR2	40,000,000	2.38	1.90	0.00	0.00	475,000
Interest	6/13/2019	6/13/2022	Federal Agencies	FEDERAL FARM CREDIT BANK	3133EJRN1	25,000,000	3.00	3.05	0.00	0.00	375,000
Interest	6/15/2019	6/15/2020	Federal Agencies	FEDERAL FARM CREDIT BANK	3133EHNK5	25,000,000	1.54	1.54	0.00	0.00	192,500
Interest	6/15/2019	6/15/2020	Federal Agencies	FEDERAL FARM CREDIT BANK	3133EHNK5	26,900,000	1.54	1.55	0.00	0.00	207,130
Interest	6/15/2019	6/15/2020	U.S. Treasuries	US TREASURY	912828XU9	50,000,000	1.50	1.51	0.00	0.00	375,000
Interest	6/15/2019	6/15/2020	U.S. Treasuries	US TREASURY	912828XU9	50,000,000	1.50	2.39	0.00	0.00	375,000
Interest	6/15/2019	6/15/2020	U.S. Treasuries	US TREASURY	912828XU9	100,000,000	1.50	2.67	0.00	0.00	750,000
Interest	6/15/2019	12/15/2020	Federal Agencies	FARMER MAC	3132X0ZY0	12,750,000	2.05	2.07	0.00	0.00	130,688
Interest	6/15/2019	6/15/2021	Federal Agencies	FEDERAL HOME LOAN BANK	3130ACVS0	50,000,000	2.13	2.13	0.00	0.00	532,500
Interest	6/15/2019	6/15/2021	Federal Agencies	FEDERAL HOME LOAN BANK	3130ACVS0	50,000,000	2.13	2.13	0.00	0.00	532,500
Interest	6/15/2019	12/15/2021	Federal Agencies	FEDERAL HOME LOAN BANK	3130ACB60	50,000,000	2.00	2.00	0.00	0.00	500,000
Interest	6/17/2019	12/17/2021	Federal Agencies	FEDERAL FARM CREDIT BANK	3133EJ3B3	25,000,000	2.80	2.84	0.00	0.00	350,000
Interest	6/17/2019	12/17/2021	Federal Agencies	FEDERAL FARM CREDIT BANK	3133EJ3B3	25,000,000	2.80	2.84	0.00	0.00	350,000
Interest	6/17/2019	12/17/2021	Federal Agencies	FEDERAL FARM CREDIT BANK	3133EJ3B3	25,000,000	2.80	2.85	0.00	0.00	350,000
Interest	6/20/2019	8/20/2019	Federal Agencies	FEDERAL FARM CREDIT BANK	3133EGX67	50,000,000	2.56	2.56	0.00	0.00	110,249
Interest	6/20/2019	12/20/2021	Federal Agencies	FREDDIE MAC	3134GSK38	25,000,000	3.17	3.17	0.00	0.00	396,250
Interest	6/20/2019	12/20/2021	Federal Agencies	FREDDIE MAC	3134GSK46	25,000,000	3.17	3.17	0.00	0.00	396,250
Interest	6/21/2019	12/21/2020	Federal Agencies	FEDERAL FARM CREDIT BANK	3133EGX75	50,000,000	2.63	2.63	0.00	0.00	113,317
Interest	6/21/2019	12/21/2021	Federal Agencies	FREDDIE MAC	3134GSN27	25,000,000	3.13	3.13	0.00	0.00	391,250
Interest	6/21/2019	12/21/2021	Federal Agencies	FREDDIE MAC	3134GSN43	25,000,000	3.13	3.13	0.00	0.00	391,250
Interest	6/22/2019	6/22/2020	Federal Agencies	FREDDIE MAC	3134GBST0	14,675,000	1.65	1.65	0.00	0.00	121,069
Interest	6/22/2019	6/22/2021	Federal Agencies	FANNIE MAE	3135GOU35	25,000,000	2.75	2.76	0.00	0.00	343,750
Interest	6/23/2019	9/23/2019	Federal Agencies	FREDDIE MAC	3134GAHR8	25,000,000	2.50	2.50	0.00	0.00	156,250
Interest	6/24/2019	12/24/2020	Federal Agencies	FEDERAL FARM CREDIT BANK	3133EFTX5	100,000,000	2.77	2.77	0.00	0.00	238,269

Investment Transactions

Pooled Fund

Transaction	Settle Date	Maturity	Type of Investment	Issuer Name	CUSIP	Par Value	Coupon	YTM	Price	Interest	Transaction
Interest	6/28/2019	6/28/2023	Federal Agencies	FREDDIE MAC	3134GS5J0	100,000,000	3.00	3.00	0.00	0.00	750,000
Interest	6/29/2019	6/29/2020	Federal Agencies	FREDDIE MAC	3134GBTX0	50,000,000	1.75	1.76	0.00	0.00	437,500
Interest	6/29/2019	6/29/2021	Federal Agencies	FREDDIE MAC	3134GBJ60	50,000,000	1.90	1.90	0.00	0.00	475,000
Interest	6/30/2019	7/1/2019	Money Market Funds	DREYFUS GOVERN CASH MGMT	262006208	70,321,295	2.25	2.25	0.00	0.00	37,504
Interest	6/30/2019	7/1/2019	Money Market Funds	FEDERATED GOVERNMENT OBL	608919718	117,290,455	2.29	2.29	0.00	0.00	200,518
Interest	6/30/2019	7/1/2019	Money Market Funds	BLACKROCK LIQ INST GOV F	09248U718	10,387,150	2.26	2.26	0.00	0.00	37,168
Interest	6/30/2019	7/1/2019	Money Market Funds	FIDELITY INST GOV FUND	31607A703	531,724,125	2.30	2.30	0.00	0.00	934,381
Interest	6/30/2019	7/1/2019	Money Market Funds	MORGAN STANLEY INST GOVT	61747C707	11,195,078	2.27	2.27	0.00	0.00	86,473
Interest	6/30/2019	12/31/2019	U.S. Treasuries	US TREASURY	9128283N8	50,000,000	1.88	2.01	0.00	0.00	468,750
Interest	6/30/2019	6/30/2020	Federal Agencies	FANNIE MAE	3136G3TG0	15,000,000	1.50	1.50	0.00	0.00	112,500
Interest	6/30/2019	6/30/2020	U.S. Treasuries	US TREASURY	912828XY1	50,000,000	2.50	2.38	0.00	0.00	625,000
Interest	6/30/2019	6/30/2021	Federal Agencies	FREDDIE MAC	3134G9H26	1,219,000	1.50	1.92	0.00	0.00	9,143
Interest	6/30/2019	6/30/2021	Federal Agencies	FREDDIE MAC	3134G9H26	3,917,000	1.50	1.86	0.00	0.00	29,378
Interest	6/30/2019	6/30/2021	U.S. Treasuries	US TREASURY	912828S27	25,000,000	1.13	1.64	0.00	0.00	140,625
Interest	6/30/2019	6/30/2022	U.S. Treasuries	US TREASURY	912828XW5	25,000,000	1.75	1.77	0.00	0.00	218,750
Subtotals						\$2,346,739,104	2.26	2.33	\$ -	\$ -	\$ 14,894,955
Grand Totals		54	Purchases								
		(12)	Sales								
		(51)	Maturities / Calls								
		(9)	Change in number of positions								

From: [Board of Supervisors, \(BOS\)](#)
To: [BOS-Supervisors](#)
Subject: FW: Annual Report on Gifts Received up to \$10,000.00 during FY 2018-19
Date: Wednesday, July 10, 2019 6:15:00 PM
Attachments: [Letter to BOS FY 2018-2019.pdf](#)

From: Kong, Wilfred (LIB) <Wilfred.Kong@sfpl.org>
Sent: Wednesday, July 10, 2019 12:29 PM
To: Board of Supervisors, (BOS) <board.of.supervisors@sfgov.org>
Cc: Lindsley, Lovely (LIB) <lovely.lindsley@sfpl.org>
Subject: Annual Report on Gifts Received up to \$10,000.00 during FY 2018-19

To Clerk of the Board of Supervisors,

In the attachment, please find the Annual Report on Gifts Received up to \$10,000.00 by San Francisco Public Library during FY 2018-2019. Thank you for your attention.

Wilfred Kong

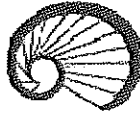
Revenue Accountant

San Francisco Public Library

Finance Office

Tel: (415) 557-4244

Fax: (415) 437-4830



San Francisco Public Library
100 Larkin Street (Civic Center)
San Francisco, CA 94102

Date: July 8, 2019
To: Clerk of the Board of Supervisors
From: San Francisco Public Library-Finance Department
Subject: Annual Report on Gifts Received up to \$10,000.00

MEMORANDUM

In accordance with Administrative Code Section 10.100-305, this memo serves to provide the Board of Supervisors with a report on gifts up to \$10,000.00 received by the Department during FY 2018-2019.

Please find attached report for your reference.

Sincerely,

Maureen Singleton
Acting Chief Operating Officer

cc: File, SFPL-Finance Department

Date Received by the City	Source	Value	Gift Description	Disposition
07/17/18	Brett Jackson	\$ 500.00	check	Gift - Books & Other Materials/Portola Branch
07/20/18	Aida Seballos	\$ 25.00	check	Gift - Library Services & Program Support
08/08/18	Cengage Learning	\$ 10,000.00	check	Gift - Library Services & Program Support
08/15/18	Anonymous	\$ 40.00	cash	Gift - Library Services & Program Support
09/09/18	L. Okazaki	\$ 50.00	check	Gift - Library Services & Program Support
09/15/18	Greg Freeman	\$ 20.00	cash	Gift - Library Services & Program Support
10/09/18	Matthew Strauss, et al	\$ 1,100.00	check	Gift - Library Services & Program Support
11/07/18	Aida Seballos	\$ 25.00	check	Gift - Library Services & Program Support
11/17/18	Chumei Bronson	\$ 100.00	check	Gift - Library Services & Program Support
11/29/18	Cultural Services of the French Embassy	\$ 6,091.95	ACH Credit	Gift - Library Services & Program Support
11/29/18	Cultural Services of the French Embassy	\$ 2,500.00	ACH Credit	Gift - Library Services & Program Support
12/06/18	The Benevity Community Impact Fund	\$ 50.00	check	Gift - Library Services & Program Support
12/10/18	Heritage on The Marina, Resident's Council	\$ 200.00	check	Gift - Library Services & Program Support
01/10/19	Tom Giles	\$ 30.00	check	Gift - Library Services & Program Support
02/06/19	Katie and Allen Bowman Family Fund of the Community Foundation for a greater Richmond	\$ 250.00	check	Gift - Library Services & Program Support
02/11/19	Mary Tony Roggero	\$ 200.00	check	Gift - Library Services & Program Support
02/25/19	Divesh and Diksha Makan	\$ 1,000.00	check	Gift - Library Services & Program Support
03/01/19	The Benevity Community Impact Fund	\$ 511.50	check	Gift- for Books and Materials-Adult, and Library Services & Program Support
03/14/19	Presidio Heights Association of Neighbors	\$ 250.00	check	Gift - Library Services & Program Support
03/18/19	Stephanie Ann Riley	\$ 50.00	check	Gift - Library Services & Program Support
04/23/19	Aida Seballos	\$ 25.00	check	Gift - Library Services & Program Support
05/03/19	The Benevity Community Impact Fund	\$ 195.00	check	Gift- for Books and Materials-Adult, and Library Services & Program Support
06/03/19	The Benevity Community Impact Fund	\$ 20.00	check	Gift- for Books and Materials-Adult, and Library Services & Program Support
06/12/19	William Georgantas and Annie R. Palmer	\$ 100.00	check	Gift - Library Services & Program Support

Gifts/Donor Disclosure Form: Fiscal Year 2018-2019

Donor Name	Date	Type of Gift	Value	Financial Interest
Brett Jackson	July 2018	Cash	\$500	None
Friends of SFPL Form 801 (PDF)	July 2018	Cash	\$125	None
Friends of SFPL Form 801 (PDF)	August 2018	Cash	\$499	None
Friends of SFPL Form 801 (PDF)	September 2018	Cash	\$573	None
Shirley Lee Poo Trust	September 2018	Cash	\$50,000	None
Matthew Straus, et al	October 2018	Cash	\$1100	None
Friends of SFPL Form 801 (PDF)	October 2018	Cash	\$32	None
Friends of SFPL Form 801 (PDF)	November 2018	Cash	\$128	None
Chumei Bronson	November 2018	Cash	\$100	None
Cultural Services of the French Embassy	November 2018	Cash	\$2500	None
Cultural Services of the French Embassy	November 2018	Cash	\$6092	None
Friends of SFPL Form 801 (PDF)	December 2018	Cash	\$705	None
Friends of SFPL Form 801 (PDF)	December 2018	Cash	\$230	None
Heritage Residents' Council	December 2018	Cash	\$200	None
Friends of SFPL Form 801 (PDF)	January 2019	Cash	\$1069	None
Katie and Allen Bowman Family Fund of the Community Foundation for a Greater Richmond	February 2019	Cash	\$250	None
Mary Roggero	February 2019	Cash	\$200	None
Friends of SFPL Form 801 (PDF)	February 2019	Cash	\$293	None
Divesh and Diksha Makan	February 2019	Cash	\$1000	None
The Benevity Community Impact Fund	March 2019	Cash	\$511	None

Presidio Heights Association of Neighbors	March 2019	Cash	\$250	None
Friends of SFPL Form 801 (PDF)	March 2019	Cash	\$45	None
Friends of SFPL Form 801 (PDF)	April 2019	Cash	\$35	None
Friends of SFPL Form 801 (PDF)	May 2019	Cash	\$487	None
Friends of SFPL Form 801 (PDF)	May 2019	Cash	\$22.50	None
The Benevity Community Impact Fund	May 2019	Cash	\$195	None
Friends of SFPL Form 801 (PDF)	June 2019	Cash	\$25.50	None
William Georgantas and Annie R. Palmer	June 2019	Cash	\$100	None

From: [Board of Supervisors, \(BOS\)](#)
To: [Young, Victor \(BOS\)](#)
Subject: FW: Support 190684 Senior Operating Subsidy 7.16.19 Agenda, for all Supervisors
Date: Wednesday, July 17, 2019 6:12:00 PM

From: lgpetty@juno.com <lgpetty@juno.com>
Sent: Sunday, July 14, 2019 6:12 PM
To: Board of Supervisors, (BOS) <board.of.supervisors@sfgov.org>
Subject: Support 190684 Senior Operating Subsidy 7.16.19 Agenda, for all Supervisors

This message is from outside the City email system. Do not open links or attachments from untrusted sources.

Dear Supervisor,

I'm writing to support President Yee's ordinance 190684 for the Senior Operating Subsidy program including his proposed amendments, ensuring it will be long-term and multi-project.

Approximately 75,000 seniors are currently excluded from qualifying for city-supported new affordable housing, because the income standards set by the city are too high. New affordable housing supported by the city has become unaffordable to the majority of San Francisco's Seniors.

There is an extreme urgency to correct this inequality.

Seniors, 20 per cent of San Francisco's population now, are projected to increase by another 6 per cent by the year 2030.

That means for every year 75,000 extremely low income seniors are denied help, 350 more will be excluded from new affordable housing. Almost 4000 more by 2030 will face the dangers of homelessness or being trapped in non-ADA-accessible homes.

This group has been left out of calculations, as city affordable housing income requirements and opportunities have shifted to people of higher incomes.

Of course, Seniors are not the only ones left out of these calculations...and we surely must accommodate everyone with extremely low incomes.

But let us begin with Seniors...THEY ARE THE ONES WITH NO OPTIONS. So many of us on extremely low fixed incomes are also alone and also have serious disabilities and other circumstances precluding employment.

We cannot go out and get 3 jobs. And if we can handle even one job, mostly part-time, the odds are stacked against hiring us by widespread age discrimination.

We know it's the task of the Board of Supervisors to create policy to meet changing circumstances and injustices when they inflict suffering on San Franciscans.

In the case of affordable housing that has become unaffordable to most Seniors, I urge Supervisors to support President Yee's S.O.S. Ordinance which provides a path to correcting this emerging, relentlessly increasing inequality of senior access to affordable housing.

I thank President Yee and the other Board Sponsors. I very much hope the Board will approve this unanimously.

Please support S.O.S. Save our Seniors from this affordable housing crisis of inequity.

Thank you.

Lorraine Petty,

Member, Senior & Disability Action

Long-time Fillmore resident, District 5

[Oncologists Are Freaking Out Over True Cause of Cancer](http://thirdpartyoffers.juno.com/TGL3132/5d2bd339b67d753393a1ast04duc)
[healthresponses.org](http://thirdpartyoffers.juno.com/TGL3132/5d2bd339b67d753393a1ast04duc)
<http://thirdpartyoffers.juno.com/TGL3132/5d2bd339b67d753393a1ast04duc>

|

From: [Board of Supervisors, \(BOS\)](#)
To: [BOS-Supervisors](#)
Subject: FW: SF Ordinance directed at Hollywood
Date: Wednesday, July 17, 2019 5:48:00 PM
Attachments: [image001.png](#)
[image002.png](#)

From: Allen Jones <jones-allen@att.net>
Sent: Friday, July 12, 2019 11:55 AM
To: Board of Supervisors, (BOS) <board.of.supervisors@sfgov.org>; metro@sfchronicle.com; Newstips <newstips@sfxaminer.com>; sanfrancisco@ap.org; Heather Knight <hknight@sfchronicle.com>; lwaxmann@sfxaminer.com; Joshua S. <jsabatini@sfxaminer.com>; Joaquin Palomino <JPalomino@sfchronicle.com>; info@unitedplayaz.org
Subject: SF Ordinance directed at Hollywood


This message is from outside the City email system. Do not open links or attachments from untrusted sources.

Attention: All Members of the San Francisco Board of Supervisors,

San Francisco witnessed four young former SF juvenile hall detainees, on video, participating in a shooting in the Tanforan Shopping Mall. To my eyes, the shooters appeared as though like they were filming on some Hollywood movie set. This was followed up by the tragic shooting of 15-year-old Day'von Hann, gunned down on 24th and Capp Street in the Mission District. All of this gun use in just the first two weeks of July.

A year ago, I witnessed members of the San Francisco Board of Supervisors in tears, in chambers, speaking against gun violence. Since then, I have also witnessed the board discuss how best to spend a \$185 million windfall to the city, among other pressing city issues.

Elected city legislators could not make its numbers and priorities come together for this windfall, so, the board kicked in an additional \$50 plus million, to satisfy all members priorities. But not one dollar was allocated to a gun buyback program(s). Keep in mind, Day'von Hann was committed to the annual United Playaz gun-buyback program, [as reported](#).



Teen shot in Mission District remembered as 'rising star' of youth gun v...

In a last text message to the daughter of United Playaz program coordinator Krystal Morales, Day'von Hann said h...

Considering these two events, I am calling on the San Francisco Board of Supervisors to pass an ordinance in honor of Day'von Hann. This new ordinance will wake up all of Hollywood, by banning all movies filmed in San Francisco from having shooting scenes filmed with-in The City and County of San Francisco. If Hollywood and others want to film a movie in San Francisco and build sets for those shooting scenes in other cities for a San Francisco movie, so be it.

It is time that we stop pointing the finger at Congress, and point the finger at Hollywood for its role in promoting gun violence.

Allen Jones
jones-allen@att.net
(415) 756-7733
<http://nbadoesntcare.com>

The only thing I love more than justice is the freedom to fight for it. -- Allen Jones --

From: [Board of Supervisors, \(BOS\)](#)
To: [BOS-Supervisors](#)
Subject: FW: Tuesday July 16th 1pm meeting - SFMTA Board
Date: Wednesday, July 17, 2019 5:45:00 PM

From: Aaron Goodman <amgodman@yahoo.com>
Sent: Thursday, July 11, 2019 12:18 AM
To: mtaboard@sfmta.com
Cc: Board of Supervisors, (BOS) <board.of.supervisors@sfgov.org>
Subject: Tuesday July 16th 1pm meeting - SFMTA Board

This message is from outside the City email system. Do not open links or attachments from untrusted sources.

SFMTA Board members

I am unable to attend the upcoming meeting on the SFMTA Board discussion on the future director. I would like to submit comment in regards to the selection and qualifications.

- 1) that the person is versed in our existing transit system, its problems and needed major improvements.
- 2) that the SFMTA includes neighborhood organizations and CAC prior chairs in the discussion and decision making on a person fit to fill the role and address the numerous concerns on public transit.
- 3) that the person selected has not only a "vision" but inventiveness and willingness to try new solutions and listen to the constituents that ride the system daily to mandate new and improved transit systems.
- 4) that the SFMTA Board include public citizens involved in transit issues in the decision on the new SFMTA director.
- 5) That equity issues and lacking mobility concerns in many of the outside the downtown area districts and neighborhoods be a driving force in the decision on who to place in this role. Too many existing lines are being neglected and underserved due to costs and expenditures on small scale projects and downtown special interests. Many existing lines are not being planned or provided equitable improvements and thus the new director should be able to "ride-the-lines" and meet with advocates who have been vocal and submitted ideas to change the system and lines to better serve the ridership.

I can think of many lines where I would like to ask personally the vision of the future director on.

- a) Balboa Park Station as a transit HUB and intermodal site for a more robust SE to SW sector transit system.
- b) L-Taraval back up sloat to St. Francis Woods concept and routes south and north along Sunset Blvd, and 19th Ave.
- c) T-Line up Geneva harney to balboa park station and out to Brisbane and Candlestick BVHP India Basin and Pier 70

- d) F-line route out to the Presidio and Chrissy field (public access to public parks)
- e) Hospital Link route of Van Ness BRT out Ceasar Chavez and up Potrero providing access to CPMC, St.Lukes and SFGH in one LOOP!
- f) regional ferry service to HSR at Brisbane and Candlestick
- g) bi-county development of transit and transportation secondary systems with South SF, Daly City and Pacifica.

I would gladly meet with the panel who makes this decision, as well as discuss some of the ideas and solutions we have submitted prior, and discussed with neighborhood groups and with the planners at the SFMTA prior.

Thank you for considering these comments.

Sincerely

Aaron Goodman D11 Resident
Prior Balboa Park Station CAC President (2 terms)

From: [Board of Supervisors, \(BOS\)](#)
To: [BOS-Supervisors](#)
Subject: FW: Tanforan shopping mall shooting
Date: Thursday, July 11, 2019 6:30:00 PM

From: Allen Jones <jones-allen@att.net>
Sent: Thursday, July 4, 2019 1:15 PM
To: Joaquin Palomino <JPalomino@sfnchronicle.com>; megan.cassidy@sfnchronicle.com; Board of Supervisors, (BOS) <board.of.supervisors@sfgov.org>; metro@sfnchronicle.com; Newstips <newstips@sfnexaminer.com>
Subject: Tanforan shopping mall shooting

This message is from outside the City email system. Do not open links or attachments from untrusted sources.

Attention: All Members of the San Francisco Board of Supervisors,

The video of the Tanforan shopping mall shooting revealed, 4 of the young people involved were **ALL housed at the San Francisco juvenile hall at some point.**

That might seem as though I am agreeing with the closing of the facility. WRONG!! This is only evidence that MORE not less supervision is needed.

Just because we are spending a huge sum of money on lock up for a small number of violent youth, it does not mean closing the facility will make us more safe.

I understand a review to reconsider six months before closing at the end of 2021 is part of the legislation passed by the board. However, I am suggesting this board not wait almost two years to begin looking at a way to use the facility more effectively for future youthful offenders.

Allen Jones
jones-allen@att.net
 (415) 756-7733
<http://nbadoesntcare.com>
 @NBADoesNotCare

The only thing I love more than justice is the freedom to fight for it.

--Allen Jones--

From: [Board of Supervisors, \(BOS\)](#)
To: [BOS-Supervisors: Somera, Alisa \(BOS\)](#)
Subject: FW: Prop T 2018-19, updated July 10, 2019
Date: Wednesday, July 10, 2019 6:23:00 PM
Attachments: [Prop T Cover Ltr 2019.pdf](#)
[Prop T Report 2019 July 10 report.doc](#)

From: Martin, Judith (DPH) <judith.martin@sfdph.org>
Sent: Tuesday, July 9, 2019 1:09 PM
To: Calvillo, Angela (BOS) <angela.calvillo@sfgov.org>
Cc: Stillwell, James (DPH) <james.stillwell@sfdph.org>; Patil, Sneha (DPH) <sneha.patil@sfdph.org>; Nigusse Bland, Anton (UCSF) <Anton.NigusseBland@ucsf.edu>; Sung, Irene (DPH) <irene.sung@sfdph.org>; Sherwood, Deborah (DPH) <deborah.sherwood@sfdph.org>
Subject: Fw: Prop T 2018-19, updated July 10, 2019

Dear Ms. Calvillo,

Attached find the yearly treatment on demand report regarding substance use disorder services.

Sincerely,

Judy Martin

Judith Martin, MD
 Deputy Medical Director, Behavioral Health Services
 Medical Director, Substance Use Services
 County Alcohol and Drug Administrator
 San Francisco Department of Public Health
 Room 221, Second floor,
 1380 Howard Street
 San Francisco, CA 94103
 tel: 415-255-3601
 fax: 415-255-3567
judith.martin@sfdph.org

**** CONFIDENTIALITY NOTICE **** This email message and any attachments are solely for the intended recipient and may contain confidential or privileged information. If you are not the intended recipient, any disclosure, copying, use or distribution of the information included in this message and any attachments is prohibited. If you have received this communication in error, please notify the sender immediately and permanently delete or otherwise destroy the

information.



San Francisco Department of Public Health

Grant Colfax, MD
Director of Health

Judith Martin, MD
Director of Substance Use Disorder Services

City and County of San Francisco
London N. Breed
Mayor

July 8, 2019

Angela Calvillo
Clerk of the Board
San Francisco Board of Supervisors
1 Dr. Carlton B. Goodlett Place, Room 244
San Francisco, CA 94102-4689


RE: Treatment on Demand Assessment

Dear Ms. Calvillo:

As required by Section 19A.30 of the San Francisco Administrative Code, the Department of Public Health reports annually to the Board of Supervisors an assessment of the demand for substance abuse treatment.

Please accept and file this report, as enclosed. If you have any questions, please call me at (415) 255-3601 or email at Judith.Martin@sfdph.org.

Sincerely,

A handwritten signature in blue ink, appearing to read "Judith Martin".

Judith Martin, MD

City and County of San Francisco
Department of Public Health
 BEHAVIORAL HEALTH SERVICE
 SUBSTANCE USE DISORDER SERVICES

May 30, 2019; Updated July 10, 2019

AVAILABILITY OF SUBSTANCE ABUSE TREATMENT IN SAN FRANCISCO

The Department of Public Health, Behavioral Health Service, funds, supports and oversees a broad network of approximately 45 community-based substance abuse treatment programs. The funded capacity for FY 2018-2019 listed below indicates changes in funding and slots since 2015-16.

Modality	FY17-18 Beds	FY18-19 Beds	Increase/ (Decrease)	FY17-18 Funding	FY18-19 Funding	Increase/ (Decrease)
Residential	377	391	14	\$ 15,792,806	\$ 18,338,266	\$ 2,545,460
Residential Detox	51	55	4	\$ 4,592,344	\$ 5,284,447	\$ 692,103

Modality	FY17-18 UDC	FY18-19 UDC	Increase/ (Decrease)	FY17-18 Funding	FY18-19 Funding	Increase/ (Decrease)
Outpatient, Day Treatment & Case Mgmt	8,797	2,001	(6,796)	\$ 7,970,137	\$ 8,554,008	\$ 583,871
Narcotic Replacement Therapy	4,237	4,052	(185)	\$ 18,345,103	\$ 19,284,629	\$ 939,526

Currently the access to substance abuse treatment in San Francisco is better than at any time in the past.

There is no wait for:

- Narcotic Replacement Treatment,
- Residential Treatment (individuals),
- Perinatal Residential Treatment.
- Residential Step Down (available to individuals in outpatient treatment)

Available within a day (usually)

- Withdrawal Management (Detox) Residential
- Withdrawal Management (Detox) Outpatient
- Medication Assisted Treatment

1 Week wait for:

- Outpatient Treatment
- Intensive Outpatient Treatment
- Case management
- Intensive case management

San Francisco's treatment system is large enough that there are treatment openings every day. The department exercises immediate priority placement for acute and sensitive cases. The continuous easy entry into Narcotic Replacement Treatment and newer Medication Assisted Treatment programs has had a moderating effect on the demand for residential treatment. Housing is still a major problem for most substance use treatment clients.

As of May 1, 2018, The Department began to bill Drug Medi-Cal (federal Medicaid) for residential treatment for the first time ever. As of July 1, 2019, the Department will expand billing for Outpatient Treatment, Intensive Outpatient treatment, and Case Management. Physician phone consultation is available to other physicians with substance abuse clients. The Department anticipates that additional Drug Medi-Cal revenue should reduce the need for waiting lists for all services over the next several years.

The following medications have been added to Narcotic Treatment Programs and several other outpatient clinics: Buprenorphine as an alternative to methadone; Naltrexone to reduce craving; Disulfiram as an adjunct to methadone or buprenorphine to reduce alcohol consumption. Naloxone is distributed to clients for use at later times as needed to enable individuals to reverse the potentially fatal effects of narcotic overdose.

From: [Board of Supervisors, \(BOS\)](#)
To: [BOS-Supervisors](#)
Subject: FW: Don't wait for another life lost
Date: Wednesday, July 10, 2019 6:15:00 PM

From: Servio Lee <serviolee@gmail.com>
Sent: Tuesday, July 9, 2019 5:53 PM
To: Board of Supervisors, (BOS) <board.of.supervisors@sfgov.org>; Breed, Mayor London (MYR) <mayorlondonbreed@sfgov.org>
Cc: MTABoard@sfmta.com; charles@sfbike.org; Reiskin, Ed (MTA) <Ed.Reiskin@sfmta.com>
Subject: Don't wait for another life lost

This message is from outside the City email system. Do not open links or attachments from untrusted sources.

Last Friday was a somber reminder of the conditions of bicycling on San Francisco streets. How many other tragedies will it take to address the glaring safety issues I face daily while riding my bicycle? We don't want to lose another. Please take urgent action now with a comprehensive plan to address bicycle safety in San Francisco.

SERVIO Lee

--

Servio Lee
(415) 828-3138

From: [Fernandez, Christina](#)
To: [Major, Erica \(BOS\)](#); [Board of Supervisors, \(BOS\)](#)
Subject: RE: SSF Comments - SFO Recommended Airport Development Plan
Date: Tuesday, July 9, 2019 12:52:19 PM
Attachments: [image001.png](#)
[image002.png](#)

Thank you so much, Erica.

Christina Fernandez
 Assistant to the City Manager
 City of South San Francisco
 400 Grand Avenue
 South San Francisco, CA 94080
 Office: 650-829-6616 (direct)
Christina.Fernandez@ssf.net



From: Major, Erica (BOS) <erica.major@sfgov.org>
Sent: Tuesday, July 9, 2019 12:51 PM
To: Fernandez, Christina <Christina.Fernandez@ssf.net>; Board of Supervisors, (BOS) <board.of.supervisors@sfgov.org>
Subject: FW: SSF Comments - SFO Recommended Airport Development Plan

Greetings Christina,

I will pass the message along to the full Board.

Eileen – Please add to the Communications Page.

Erica Major

Assistant Clerk

Board of Supervisors

1 Dr. Carlton B. Goodlett Place, City Hall, Room 244 San Francisco, CA 94102

Phone: (415) 554-4441 | Fax: (415) 554-5163

Erica.Major@sfgov.org | www.sfbos.org



Click [here](#) to complete a Board of Supervisors Customer Service Satisfaction form.

The [Legislative Research Center](#) provides 24-hour access to Board of Supervisors legislation, and archived matters since August 1998.

Disclosures: Personal information that is provided in communications to the Board of Supervisors is subject to disclosure under the California Public Records Act and the San Francisco Sunshine Ordinance. Personal information provided will not be redacted. Members of the public are not required to provide personal identifying information when they communicate with the Board of Supervisors and its committees. All written or oral communications that members of the public submit to the Clerk's Office regarding pending legislation or hearings will be made available to all members of the public for inspection and copying. The Clerk's Office does not redact any information from these submissions. This means that personal information—including names, phone numbers, addresses and similar information that

a member of the public elects to submit to the Board and its committees—may appear on the Board of Supervisors website or in other public documents that members of the public may inspect or copy.

From: Fernandez, Christina [<mailto:Christina.Fernandez@ssf.net>]

Sent: Tuesday, July 09, 2019 11:21 AM

To: Major, Erica (BOS) <erica.major@sfgov.org>

Subject: SSF Comments - SFO Recommended Airport Development Plan

This message is from outside the City email system. Do not open links or attachments from untrusted sources.

Dear Erica,

Attached, please find a letter from South San Francisco City Manager Mike Futrell regarding the SFO Recommended Airport Development Plan (RADP). We would appreciate your assistance in distributing this to the Board of Supervisors as it relates to Land Use and Transportation.

Please let me know if you have any questions.

Kind regards,
Christina

Christina Fernandez
Assistant to the City Manager
City of South San Francisco
400 Grand Avenue
South San Francisco, CA 94080
Office: 650-829-6616 (direct)
Christina.Fernandez@ssf.net





CITY COUNCIL 2019

KARYL MATSUMOTO, MAYOR
RICHARD A. GARBARINO, MAYOR PRO TEMPORE
MARK ADDIEGO, COUNCILMEMBER
MARK NAGALES, COUNCILMEMBER
BUENAFLOR NICHOLAS, COUNCILMEMBER

MIKE FUTRELL, CITY MANAGER

July 8, 2019

Via E-mail and First-Class Mail

Michael Li
San Francisco Planning Department
1650 Mission Street, Suite 400
San Francisco, CA 94103
Phone: (415) 575-9107
Email: michael.j.li@sfgov.org

**Re: Comments regarding Notice of Preparation of Environmental Impact Report
for SFO Recommended Airport Development Plan (Case No: 2017-007468ENV)**

Dear Mr. Li,

The City of South San Francisco ("City") provides the following comments regarding the proposed Environmental Impact Report for the San Francisco International Airport (SFO) Recommended Airport Development Plan (RADP) and variant. We appreciate the opportunity to work with SFO on identifying and mitigating potential transportation and circulation, noise, and air quality impacts on the City's residents, businesses, and public infrastructure and facilities.

As "the Birthplace of Biotechnology" and home to the world's largest life-science research hub, South San Francisco is particularly concerned about the negative impacts the RADP projects' will have on transportation and circulation in the Highway 101 corridor. "[W]ith portions of the Airport within the city boundaries of South San Francisco to the north," as stated in the Notice of Preparation dated May 22, 2019; the proposed construction of the RADP projects will inevitably impact South San Francisco. While the proposed expansion will serve the Airport's forecasted 71.1 million annual passengers, the RADP projects will exacerbate increasing traffic gridlock along U.S. Highway 101 and local access roads that serve both the Airport and the City's residents and businesses. For example, North Access Road and South Airport Boulevard are important local access roads that serve both the Airport and South San Francisco. The RADP projects could result in cumulative traffic volumes that exceed the capacity of certain ramps and cause significant queue impacts if the EIR does not identify adequate mitigation measures to relieve critical traffic movements.

These transportation and circulation concerns are only one of many concerns the City has with respect to the Airport's proposed RADP and variant. Accordingly, we request that the Planning Department consult with the City of South San Francisco's Planning Department on the analysis of potential traffic, noise and air quality impacts on the City and its residents while it is preparing

Page 2 of 2

Subject: Airport RADP and Variant (Case No: 2017-007468ENV)

the Draft EIR prior to public release. Please also place the City on the notice list for the EIR and RADP.

Thank you again for the opportunity to participate in the planning process. Should you have any questions or want to discuss these issues further, please feel free to contact me or Senior Planner Billy Gross by phone at 650-829-6626 or email at billy.gross@ssf.net.

Sincerely,

A handwritten signature in blue ink, appearing to read "Mike Futrell".

Mike Futrell
City Manager
City of South San Francisco

cc: South San Francisco City Council
Congresswoman Jackie Speier
San Mateo County Board of Supervisors
San Francisco Mayor London Breed
San Francisco Board of Supervisors
Assembly Speaker pro Tempore Kevin Mullin
Assemblymember Phil Ting
Senator Scott Wiener
Senator Jerry Hill

From: [Board of Supervisors, \(BOS\)](#)
To: [BOS-Supervisors: Major, Erica \(BOS\)](#)
Subject: FW: Planting trees and protecting landscape rear yards and front yards and enforcement! - Climate Solutions
Date: Thursday, July 11, 2019 6:30:00 PM
Attachments: [image001.png](#)
[image002.png](#)

From: Aaron Goodman <amgodman@yahoo.com>
Sent: Friday, July 5, 2019 8:20 AM
To: Board of Supervisors, (BOS) <board.of.supervisors@sfgov.org>
Subject: Planting trees and protecting landscape rear yards and front yards and enforcement! - Climate Solutions

This message is from outside the City email system. Do not open links or attachments from untrusted sources.

SF Board of Supervisors


We stated prior the need to protect and preserve trees, of any shape and size, again it is critical to focus legislation on restriction of "paving-over" of rear yards for play patios, when trees and landscape is removed it impacts the environment.

a neighbor in D11 removed all their rear trees, this is not a good solution, and only shows the lacking closing of the loop on green-scape and need to enforce the issue on projects that pave over green areas.

Please legislate to prevent tree removal in rear yards.

AG D11

[Tree planting 'has mind-blowing potential' to tackle climate crisis](#)



Tree planting 'has mind-blowing potential' to tackle climate crisis

Damian Carrington

Research shows a trillion trees could be planted to capture huge amount of carbon dioxide

From: [Board of Supervisors \(BOS\)](#)
To: [BOS-Supervisors](#)
Subject: FW: Pics Behind 5 bus stop at McAllister TODAY
Date: Wednesday, July 10, 2019 2:49:00 PM

From: Donna Williams <dsw.librarian@gmail.com>
Sent: Wednesday, July 10, 2019 8:18 AM
To: Breed, Mayor London (MYR) <mayorlondonbreed@sfgov.org>; Board of Supervisors, (BOS) <board.of.supervisors@sfgov.org>
Subject: Fwd: FW: Pics Behind 5 bus stop at McAllister TODAY

This message is from outside the City email system. Do not open links or attachments from untrusted sources.

I'll keep sending this message to all of you over and over. I want a response.

And now, please watch this video. <https://abc7news.com/resident-fed-up-with-sf-crime-after-home-ransacked-littered-with-drugs/5386299/>

Your policies are killing SF! I told you all before and I'll spell it out again:
 Needles = Addicts = Human feces = Trash = bird feeder - more and more keep coming.

Please explain how you don't understand that?
 You are driving out people that have lived here almost their entire lives and putting addicts first. Why? Why?

----- Forwarded message -----

From: Donna Williams <dsw.librarian@gmail.com>
Date: Mon, Jul 8, 2019 at 12:50 PM
Subject: Fwd: FW: Pics Behind 5 bus stop at McAllister TODAY
To: <mayorlondonbreed@sfgov.org>, <Board.of.Supervisors@sfgov.org>

Re-sending my original message yet again. Can one of you please make sure that your emails are working? Maybe your IT people need to fix things OR you are all avoiding your duties?

I really can't believe you've voted to ban e-cigarettes but meth/heroin and other illegal drugs you are all fine since YOU give out free needles. Our city is a DUMP because of all of you!

NOW, AGAIN, WHAT DO I TELL MY STAFF ABOUT THE STATE OF OUR CITY?!

Please know that I'll keep re-sending this message until I get a reasonable response.

----- Forwarded message -----

From: Donna Williams <dsw.librarian@gmail.com>
Date: Thu, Jun 27, 2019 at 2:38 PM
Subject: Fwd: FW: Pics Behind 5 bus stop at McAllister TODAY
To: <mayorlondonbreed@sfgov.org>, <Board.of.Supervisors@sfgov.org>

I want to make sure you all received my message from 6/17. I am waiting, **and expecting**, a reply.

What shall I tell my staff about the needles they encounter every single day?

Best,
 Donna Williams

----- Forwarded message -----

From: Donna Williams <dsw.librarian@gmail.com>
Date: Mon, Jun 17, 2019 at 1:23 PM
Subject: Fwd: FW: Pics Behind 5 bus stop at McAllister TODAY
To: <mayorlondonbreed@sfgov.org>, <Board.of.Supervisors@sfgov.org>

Greetings Mayor Breed & Supervisors,

This is what my staff had to put up with on Friday morning while trying to enter the State Bldg. This is right behind the bus stop on McAllister at Larkin. The stop should be removed!

The city is so filthy from the free needles (4.5 million uncollected, just to remind all of you) and the addicts. Our tolerance and compassion are gone. We are hard working regular people just trying to get to work safely.

Can you honestly not see how your policies are detrimental to the city? What can I tell my staff? This is all they talk about at work. I'm losing valuable work time because of the state of filth the city is in.

Please help,
Donna Williams
400 Beale St., SF

I'm so sorry! I had an unusually unpleasant morning as well. As I was walking down McAllister I saw a man in the alley just before Soluna just standing there with a folded dollar bill, and as I walked by he leaned down and snuffed up whatever was in it. He then proceeded to walk directly behind me sniffing aggressively. It's hard to describe but it felt threatening so I made a quick turn up Larkin to get away from him. It's getting so bad ☹

Subject: Pics Behind 5 bus stop at McAllister TODAY

Good Morning all,

I'm not sure if any of you saw this display of needles this morning as you walked in, but I did. I was shocked at the amount of needles just sitting there.. and I almost stepped on one with no cap before I saw all of these.

I'm not sure who needs to be contacted on this matter, but this is getting outrageous. ☹☹☹

Sorry, I wish I had something more pleasant to share.







From: [Board of Supervisors, \(BOS\)](#)
To: [BOS-Supervisors](#)
Cc: [Alberto Quintanilla](#)
Subject: FW: SFCTA - Meeting Today Item #9 Muni Equity update - AG D11
Date: Tuesday, July 9, 2019 10:50:00 AM
Attachments: [image002.emz](#)
[image003.png](#)

Hello Supervisors,

The below email pertains to Item #9 on the CTA agenda.

Thank you,

Eileen McHugh
 Executive Assistant
 Board of Supervisors
 1 Dr. Carlton B. Goodlett Place, City Hall, Room 244
 San Francisco, CA 94102-4689
 Phone: (415) 554-7703 | Fax: (415) 554-5163
eileen.e.mchugh@sfgov.org | www.sfbos.org

From: Aaron Goodman <amgodman@yahoo.com>
Sent: Tuesday, July 9, 2019 8:39 AM
To: Board of Supervisors, (BOS) <board.of.supervisors@sfgov.org>
Subject: Fw: SFCTA - Meeting Today Item #9 Muni Equity update - AG D11

This message is from outside the City email system. Do not open links or attachments from untrusted sources.

----- Forwarded Message -----

From: Aaron Goodman <amgodman@yahoo.com>
To: Clerk of the Board Alberto Quintanilla <clerk@sfcta.org>
Sent: Tuesday, July 9, 2019, 08:38:15 AM PDT
Subject: SFCTA - Meeting Today Item #9 Muni Equity update - AG D11

SFCTA

My concerns on today's informational brochure is the map that does not show equitable distribution of projects across SF that will link and loop adequately transit outside the downtown in the underserved areas.

Today's 48 Hills article talked about the Hub area, [48 Hills | Independent daily San Francisco news + culture](#) and the impacts on the 14/14R/49/47 lines

The L-Taraval project ignores looping up Sloat even with a trackless train to connect to West Portal or St. Francis Woods. Serving Stern Grove

and Candlestick areas and BVHP and Geneva Harney are not even indicated as PRIORITY projects with the HOPE SF and other housing impacts in Brisbane and D11, D10, D7

not to mention lacking westside changes or proposals on the 19th Ave impacts.

We need to prioritize equitable transit projects, that connect and if Van Ness cannot extend to St. Lukes and SFGH to link the three hospitals, your missing the proverbial solutions.

Thank you for reading and commenting at today's meeting as I am unable to attend.

A. Goodman D11



48 Hills | Independent daily San Francisco news + culture

SF Bay Area News, Arts, Culture, Life. Nonprofit daily site, locally published & completely independent.

From: [Board of Supervisors, \(BOS\)](#)
To: [BOS-Supervisors](#)
Subject: FW: SFACC FY20 Waivers
Date: Tuesday, July 9, 2019 10:37:00 AM
Attachments: [FY20_Waiver_CampbellPetCompany.pdf](#)
[FY20_Waiver_MWIVeterinarySupplyCo.pdf](#)
[FY20_Waiver_PattersonVeterinarySupplyInc.pdf](#)
[image002.png](#)
[image003.png](#)
[image004.png](#)

From: Alberto, Justine Eileen (ADM) <justine.alberto@sfgov.org>
Sent: Monday, July 1, 2019 12:30 PM
To: Board of Supervisors, (BOS) <board.of.supervisors@sfgov.org>
Cc: WaiverRequest, CMD (ADM) <cmd.waiverrequest@sfgov.org>; Winchester, Tamra (ADM) <tamra.winchester@sfgov.org>; Yuan, Alexandria (ADM) <alexandria.yuan@sfgov.org>; Salem, David (ADM) <david.c.salem@sfgov.org>; Bartmasser, Sean (ADM) <sean.bartmasser@sfgov.org>; Bingham, Anne (ADM) <anne.bingham@sfgov.org>
Subject: SFACC FY20 Waivers

Hello Board of Supervisors,

Please see SFACC's FY20 Waivers attached.

Vendor
CAMPBELL PET COMPANY
M W I VETERINARY SUPPLY CO
PATTERSON VETERINARY

Please let me know if you have questions.

Warm Regards,
Justine



Justine Alberto

San Francisco Animal Care and Control
 1200 15th Street | San Francisco, CA 94103
 Direct: (415) 554-9410

Emergency Dispatch: (415) 554-9400





VIRGINIA DONOHUE
EXECUTIVE DIRECTOR

May 30, 2019

Contract Monitoring Division
ATTN: Tamra Winchester
30 Van Ness Avenue, Suite 200
San Francisco CA 94102

To Ms. Winchester,

San Francisco Animal Care and Control (SF ACC) is requesting a waiver request for **Campbell Pet Company**. Campbell Pet Company is the supplier of specific slip leads, leashes, muzzles, and collars for ACC. This vendor supplies ACC with styles necessary for shelter animals (e.g. front clipping harnesses/collars).

Please grant this vendor a waiver for up to \$10,000. We will continue to work closely with the Contract Monitoring Division and follow-up with Mason Company on their compliance status.

Sincerely,

A handwritten signature in blue ink, which appears to read "Virginia Donohue", is written over the word "Sincerely,". The signature is fluid and cursive.

Virginia Donohue
Executive Director

1200 15th Street
San Francisco, CA 94103
(415) 554-6364
FAX (415) 557-9950
TDD (415) 554-9704
www.sfanimalcare.org



CITY AND COUNTY OF SAN FRANCISCO CONTRACT MONITORING DIVISION

S.F. ADMINISTRATIVE CODE CHAPTERS 12B and 14B WAIVER REQUEST FORM (CMD-201)

Send completed waiver requests to:
CMD, 30 Van Ness Avenue, Suite 200, San Francisco, CA 94102 or
cmd.waiverrequest@sfgov.org

FOR CMD USE ONLY

Request Number:

➤ **Section 1. CCSF Department Information (*all fields must be completed*)**

Department Head Signature: *Justine Alberto*
Name of Department: San Francisco Animal Care and Control (SF ACC)
Department Address: 1200 15th Street San Francisco CA 94103
Contact Person: Justine Alberto, Analyst
Phone Number: (415) 554-9410 E-mail: justine.alberto@sfgov.org

➤ **Section 2. Contractor Information (*all fields must be completed*)**

Contractor Name: Campbell Pet Company
Bidder/Supplier No.: 23446 Contractor Tax ID: _____
Contractor Address: PO Box 122 Brush Prairie WA 98606
Contact Person: Kelley Elliott Contact Phone No.: (360) 892-9786

➤ **Section 3. Transaction Information (*all fields must be completed*)**

Date Waiver Request Submitted: _____ Dollar Amount of Contract: \$ 10,000
Contract/Transaction Number: _____ Contract Name: _____
Contract/Transaction Start Date: 07/01/2019 Contract/Transaction End Date: 06/30/2020

➤ **Section 4. Administrative Code Chapter to be Waived (*please check all that apply*)**

☒ Chapter 12B
☐ Chapter 14B *Note: Employment and LBE subcontracting requirements will still be in force even when a 14B Waiver Type A or B is granted.*

➤ **Section 5. Waiver Type (*a justification must be attached; see Check List on the other side of this form for instructions*)**

☐ A. Sole Source
☐ B. Emergency (pursuant to Administrative Code §6.60 or §21.15)
☐ C. Public Entity
☒ D. No Potential Contractors Comply (**Required**) Copy of waiver request sent to Board of Supervisors on: _____
☐ E. Government Bulk Purchasing Arrangement (**Required**) Copy of waiver request sent to Board of Supervisors on: _____
☐ F. Sham/Shell Entity (**Required**) Copy of waiver request sent to Board of Supervisors on: _____
☐ G. Subcontracting Goals
☐ H. Local Business Enterprise (LBE) *Note: For contracts in excess of \$5 million; see Admin. Code §14B.7(J)(2)*

CMD ACTION – For CMD/HRC Use Only

12B Waiver Granted: _____ 14B Waiver Granted: _____
12B Waiver Denied: _____ 14B Waiver Denied: _____

Reason for Action: _____

CMD or HRC Staff: _____ Date: _____

CMD or HRC Director: _____ Date: _____



**SF ANIMAL
CARE &
CONTROL**

VIRGINIA DONOHUE
EXECUTIVE DIRECTOR

May 30, 2019


Contract Monitoring Division
ATTN: Tamra Winchester
30 Van Ness Avenue, Suite 200
San Francisco CA 94102

To Ms. Winchester,

San Francisco Animal Care and Control (SF ACC) is requesting a waiver request for **MWI Veterinary Supply Company**. MWI supplies ACC with antibiotics, vaccines, diagnostic tests and treatments. ACC has looked into contacting other animal health care distributors, but none are 12B compliant.

Please grant this vendor a waiver for up to \$200,000. We will continue to work closely with the Contract Monitoring Division and follow-up with Mason Company on their compliance status.

Sincerely,



Virginia Donohue
Executive Director

1200 15th Street
San Francisco, CA 94103
(415) 554-6364
FAX (415) 557-9950
TDD (415) 554-9704
www.sfanimalcare.org



CITY AND COUNTY OF SAN FRANCISCO CONTRACT MONITORING DIVISION

S.F. ADMINISTRATIVE CODE CHAPTERS 12B and 14B WAIVER REQUEST FORM (CMD-201)

Send completed waiver requests to:
CMD, 30 Van Ness Avenue, Suite 200, San Francisco, CA 94102 or
cmd.waiverrequest@sfgov.org

FOR CMD USE ONLY

Request Number:

► Section 1. CCSF Department Information (*all fields must be completed*)

Department Head Signature: [Signature]
Name of Department: San Francisco Animal Care and Control (SF ACC)
Department Address: 1200 15th Street San Francisco CA 94103
Contact Person: Justine Alberto, Analyst
Phone Number: (415) 554-9410 E-mail: justine.alberto@sfgov.org

► Section 2. Contractor Information (*all fields must be completed*)

Contractor Name: MWI Veterinary Supply Co
Bidder/Supplier No.: 15964 Contractor Tax ID: _____
Contractor Address: PO Box 910 Meridian ID 83680-0910
Contact Person: Customer Service Contact Phone No.: (800) 924-3703

► Section 3. Transaction Information (*all fields must be completed*)

Date Waiver Request Submitted: _____ Dollar Amount of Contract: \$ 200,000
Contract/Transaction Number: _____ Contract Name: _____
Contract/Transaction Start Date: 07/01/2019 Contract/Transaction End Date: 06/30/2020

► Section 4. Administrative Code Chapter to be Waived (*please check all that apply*)

☒ Chapter 12B
☐ Chapter 14B *Note: Employment and LBE subcontracting requirements will still be in force even when a 14B Waiver Type A or B is granted.*

► Section 5. Waiver Type (*a justification must be attached; see Check List on the other side of this form for instructions*)

☐ A. Sole Source
☐ B. Emergency (pursuant to Administrative Code §6.60 or §21.15)
☐ C. Public Entity
☒ D. No Potential Contractors Comply (**Required**) Copy of waiver request sent to Board of Supervisors on: _____
☐ E. Government Bulk Purchasing Arrangement (**Required**) Copy of waiver request sent to Board of Supervisors on: _____
☐ F. Sham/Shell Entity (**Required**) Copy of waiver request sent to Board of Supervisors on: _____
☐ G. Subcontracting Goals
☐ H. Local Business Enterprise (LBE) *Note: For contracts in excess of \$5 million; see Admin. Code §14B.7(J)(2)*

CMD ACTION – For CMD/HRC Use Only

12B Waiver Granted: _____ 14B Waiver Granted: _____
12B Waiver Denied: _____ 14B Waiver Denied: _____

Reason for Action: _____

CMD or HRC Staff: _____ Date: _____

CMD or HRC Director: _____ Date: _____



**SF ANIMAL
CARE &
CONTROL**

VIRGINIA DONOHUE
EXECUTIVE DIRECTOR

May 30, 2019

**Contract Monitoring Division
ATTN: Tamra Winchester
30 Van Ness Avenue, Suite 200
San Francisco CA 94102**

To Ms. Winchester,

San Francisco Animal Care and Control (SF ACC) is requesting a waiver request for **Patterson Veterinary Supply Inc.** Patterson Veterinary carries diagnostic tests, treatments, and shelter sanitation supplies. ACC has looked into contacting with other animal health care distributors, but none are 12B compliant.

Please grant this vendor a waiver for up to \$15,000. We will continue to work closely with the Contract Monitoring Division and follow-up with Mason Company on their compliance status.

Sincerely,

Virginia Donohue
Executive Director

1200 15th Street
San Francisco, CA 94103
(415) 554-6364
FAX (415) 557-9950
TDD (415) 554-9704
www.sfanimalcare.org



CITY AND COUNTY OF SAN FRANCISCO CONTRACT MONITORING DIVISION

S.F. ADMINISTRATIVE CODE CHAPTERS 12B and 14B WAIVER REQUEST FORM (CMD-201)

Send completed waiver requests to:
CMD, 30 Van Ness Avenue, Suite 200, San Francisco, CA 94102 or
cmd.waiverrequest@sfgov.org

FOR CMD USE ONLY

Request Number:

➤ **Section 1. CCSF Department Information** (*all fields must be completed*)

Department Head Signature: [Signature]
Name of Department: San Francisco Animal Care and Control (SF ACC)
Department Address: 1200 15th Street San Francisco CA 94103
Contact Person: Justine Alberto, Analyst
Phone Number: (415) 554-9410 E-mail: justine.alberto@sfgov.org

➤ **Section 2. Contractor Information** (*all fields must be completed*)

Contractor Name: Patterson Veterinary Supply Inc
Bidder/Supplier No.: 13422 Contractor Tax ID: _____
Contractor Address: 1160 Chess Drive, Suite 9, Foster City CA 94404-1142
Contact Person: Denice Merlo Contact Phone No.: (800) 877-8989

➤ **Section 3. Transaction Information** (*all fields must be completed*)

Date Waiver Request Submitted: _____ Dollar Amount of Contract: \$ 15,000
Contract/Transaction Number: _____ Contract Name: _____
Contract/Transaction Start Date: 07/01/2019 Contract/Transaction End Date: 06/30/2020

➤ **Section 4. Administrative Code Chapter to be Waived** (*please check all that apply*)

☒ Chapter 12B
☐ Chapter 14B *Note: Employment and LBE subcontracting requirements will still be in force even when a 14B Waiver Type A or B is granted.*

➤ **Section 5. Waiver Type** (*a justification must be attached; see Check List on the other side of this form for instructions*)

☐ A. Sole Source
☐ B. Emergency (pursuant to Administrative Code §6.60 or §21.15)
☐ C. Public Entity
☒ D. No Potential Contractors Comply (*Required*) Copy of waiver request sent to Board of Supervisors on: _____
☐ E. Government Bulk Purchasing Arrangement (*Required*) Copy of waiver request sent to Board of Supervisors on: _____
☐ F. Sham/Shell Entity (*Required*) Copy of waiver request sent to Board of Supervisors on: _____
☐ G. Subcontracting Goals
☐ H. Local Business Enterprise (LBE) *Note: For contracts in excess of \$5 million; see Admin. Code §14B.7(J)(2)*

CMD ACTION – For CMD/HRC Use Only

12B Waiver Granted: _____ 14B Waiver Granted: _____
12B Waiver Denied: _____ 14B Waiver Denied: _____

Reason for Action: _____

CMD or HRC Staff: _____ Date: _____

CMD or HRC Director: _____ Date: _____

To: Board of Supervisors

From:

Owner & Operator: Oussama Mannaa

Soma Wines & Spirits 1

600 Folsom Street, San Francisco

415 495 7286

Soma Wines & Spirits 2

689 Folsom Street, San Francisco

415 495 6809

Drumm Liquor & Deli

15 Drumm Street, San Francisco

415 834 1942

Bel Clift Market

516 Geary Street, San Francisco

415 885 2339

Soma Eats

186 2nd street, San Francisco

415 543 7662

Owner & Operator: Tamer Nasser-Eldin

SF Deli & Wine

810 Mission Street, San Francisco

415 512 7847

Owner & Operator: Mouhannad Mannaa

Financial District Wine & Spirits

300 Kearny Street, San Francisco

415 986 2045

Date: July 8, 2019

Re: Denial of Cloud Kitchens Type 21 Off Sale Beer, Wine & Spirits License

Dear Supervisors,

As long time small business owners and corner store operators in and around Soma, we were relieved that on June 28, the Public Safety & Neighborhood Services Committee unanimously resolved to deny the granting of a Type 21 ABC Off-Sale Liquor License to CloudKitchens, proposed to be located at 475 Sixth Street.

Just a few weeks prior to the Cloud Kitchens item being heard at Committee, the same Committee and your full Board of Supervisors denied the same type of license application by Amazon Prime.

Approval of the Amazon Prime license or the Cloud Kitchens license application would have permitted these enormously funded corporations to make unrestricted beer, wine and liquor deliveries throughout the City, using gig economy drivers, not employees, in effect, taking that business away from our brick and mortar stores which make up the fabric of our neighborhoods and our livelihoods. Thankfully, on both occasions the Public Safety and Neighborhood Services Committee unanimously voted to deny those applications.

The Cloud Kitchens application also posed a serious threat to public safety since Cloud Kitchens staff would not be checking IDs for age verification of alcohol delivery recipients. Instead, gig drivers on the "Caviar" platform would deliver the alcohol for Cloud Kitchens. That would alleviate Cloud Kitchens of any alcohol service responsibility since the gig drivers would not be employees, but contractors. Neither would these gig drivers be LEAD trained on checking ID's to confirm recipients aged over 21. In fact, Caviar drivers can be aged 18+, a further illegality, as that would place those drivers in possession of alcohol. In effect, the legal responsibility and accountability for the service of alcohol would fall entirely with the delivery driver.

Over the past week we learned that Cloud Kitchens retained a law firm to try again at the full Board of Supervisors to get a second shot at changing your minds, even though the Committee voted unanimously to deny the license application. The process has been followed.

Prior to the June 28 hearing, the applicant performed absolutely no community outreach in the neighborhood or in the City at large. They had not one letter of support as part of their application packet, and somehow they were not required by the SFPD Alcohol Liason Unit to even provide a physical brick and mortar beer, wine and spirits store for residents of the area. They were also not required as a license

condition to have their "store" open for a minimum number of hours per day if granted a license. Instead, the license was to be used exclusively for the delivery of alcohol from 6am - 2am daily.

Since their denial at the Committee hearing and being scolded for having done zero outreach, they have now belatedly convinced each of their current kitchen food operators using their space, such as Amici's Pizza and Gott's Burgers to submit letters of support for their license application. These letters of support are blatantly similar in their content, and also very misleading. It is obvious that the writing is under the guidance from Cloud Kitchens and their band of agents. Unfortunately for Cloud Kitchens and these restauranteurs, what they are proposing with the proposed use of this type of ABC license would be illegal in California. These letters of support hide the true intent of the applicant from Los Angeles and gives the impression that their restaurant operators would be selling alcohol, which is totally false.

The restauranteurs letters of support do not address the fact that only Cloud Kitchens would be the legal ABC licensee, and the only entity permitted to sell and serve alcohol. The restauranteurs would not hold any ABC license at this facility, and therefore, would not be permitted to sell any alcohol.

Of course, the customer visiting the restauranteurs website, would think they are buying wine, beer or spirits from that restaurant, but in actual fact, they would be buying that alcohol from Cloud Kitchens. Because the restaurants selling and preparing the food for delivery would not hold their own license, they would not be permitted to collect any alcohol sales revenue. So, Cloud Kitchens would be required to retain 100% of alcohol sales. Commissions on alcohol sales by third parties is also illegal. Have the restauranteurs been made aware of these facts by Cloud Kitchens?

Approving this license would permit CloudKitchens to deliver alcohol to every corner of San Francisco from 6am – 2am every day. CloudKitchens is backed by \$150m of venture capital funding, and counts former Uber CEO Travis Kalanick as a major owner and driver of the business. This scale of a Corporation is sure to cause further mass disruption in the restaurant, beverage, grocery and corner store industry of the City. Amazon could conceivably buy Cloud Kitchens in the future and make quick use of such a license.

Additionally, with the tightest labor market on record, this massively funded industrial sized operation would pull away even more of the few available staff from existing brick and mortar locations. This license approval would mean that CloudKitchens would not be required to partner with local and established ABC license holders, in effect, cutting them out entirely.

This delivery behemoth would further twist the screws even further on small restaurants, grocery stores and convenience stores like ours. CloudKitchens would drive our small businesses out of business by prioritizing market share over profit and therefore artificially lowering prices.

Thank you for considering these points and for your continued collective support of small businesses like ours in this great City. Our request is that you deny the approval of this license as it poses a threat to public safety and offers no convenience in its neighborhood

From: [Christopher Kerby](#)
To: [StevonCook@sfusd.edu](#); [MarkSanchez@sfusd.edu](#); [AlisonMCollins@sfusd.edu](#); [JennyLam@sfusd.edu](#); [GabrielaLopez@sfusd.edu](#); [FaauugaMoliga@sfusd.edu](#); [RachelNorton@sfusd.edu](#); [cascoe@sfusd.edu](#)
Cc: [Board of Supervisors, \(BOS\)](#); [Stefani, Catherine \(BOS\)](#); [Peskin, Aaron \(BOS\)](#); [Mar, Gordon \(BOS\)](#); [Brown, Vallie \(BOS\)](#); [Haney, Matt \(BOS\)](#); [Yee, Norman \(BOS\)](#); [Ronen, Hillary](#); [Walton, Shamann \(BOS\)](#); [Fewer, Sandra \(BOS\)](#); [Mandelman, Rafael \(BOS\)](#)
Subject: Donate Life of Washington murals to SFMOMA or LACMA or archival library: these historic and artistic and archival materials should be preserved somewhere, somehow, rather than irreversibly painted over.
Date: Thursday, July 4, 2019 7:26:47 PM

This message is from outside the City email system. Do not open links or attachments from untrusted sources.

San Francisco School Board Members:

I disagree with your decision to irreversibly destroy these Life of Washington murals, rather than preserve them for their obvious historic, archival and artistic values. Essentially, with this decision, the School Board is taking a flame to these works, destroying them for any purposes whatsoever. I have contacted the Board of Supervisors asking them to consider and reject this decision by the School Board, but have been advised by one Supervisor that this decision apparently is not within it jurisdiction for consideration and reversal, since SFUSD has its own budget.

Regardless of whether the materials are or are not disrespectful, I strongly urge you to consider donating the murals to SFMOMA or LACMA or some archival library. The murals are historic and artistic and archival materials which should be preserved somewhere, rather than irreversibly painted over. Painting them over completely, rather than donating these materials, will be a decision that current and future generations -- artists and historians and communities of color and others -- will always question and consider well-intended but essentially wrong. These are clearly thought-provoking works of art that should be viewed and evaluated and discussed by current and future generations. I believe your decision to destroy the murals, rather than donating them to an appropriate organization, will be one you and others will always regret. Again, I ask you to consider this alternative course of action.

Sincerely yours,

Christopher Kerby
 33 Ford Street
 San Francisco, CA 94114

D. Christopher Kerby | cell: 415.216.3096 | email: ckerby@sbcglobal.net

From: [Board of Supervisors, \(BOS\)](#)
To: [BOS-Supervisors](#)
Subject: FW: Defacing Historial Art.
Date: Thursday, July 11, 2019 6:29:00 PM

From: Caroline Dazalla <dazallac@gmail.com>
Sent: Tuesday, July 9, 2019 5:50 AM
To: Board of Supervisors, (BOS) <board.of.supervisors@sfgov.org>
Subject: Defacing Historial Art.

This message is from outside the City email system. Do not open links or attachments from untrusted sources.

You should all be ashamed of yourself. Destroying historical Art, Statues, etc will not erase history. We grew out of nothing... we made mistakes along the way .. but we would not be where we are if it were not for those men... if We, AMERICA, was such as bad, evil place, why is everyone dying to get to AMERICA... YOU all feel that ACTUAL AMERICANS are going to let you destroy our Country and turn us into a Socialist country .. pathetic .. you have another thing coming.. lol ... I am a PROUD AMERICAN and respect all the Men and Women who gave up their lives for MY COUNTRY. My heritage is Hispanic I was born here.. I am First and foremost AMERICAN 2000% .. NOT a Mexican American .. there is no such country try in the world.

Word of mouth is the best for informing people and you all just like NIKE, STARBUCKS Have made the worst mistake you have ever made .. most PATRIOTIC AMERICANS listen. And just like years ago, ... The Japanese Admiral Isoroku Yamamoto said regarding the 1941 attack on Pearl Harbor by the forces of imperial Japan " I FEAR ALL WE HAVE DONE IS AWKEN A SLPEEING GIANT AND FILL HIM WITH A TERRILE RESOLVE." No matter how much time passes some people meaning you, wi just never learn.

Good luck on tourism lol

One more thing, " Peope who live in glass houses shouldn't throw"

Cordially,

From: [Board of Supervisors, \(BOS\)](#)
To: [BOS-Supervisors](#)
Subject: FW: pesticide use in parks
Date: Tuesday, July 9, 2019 12:22:00 PM

-----Original Message-----

From: janie lucas <janielucas@att.net>
Sent: Tuesday, July 9, 2019 9:10 AM
To: Board of Supervisors, (BOS) <board.of.supervisors@sfgov.org>
Subject: pesticide use in parks

This message is from outside the City email system. Do not open links or attachments from untrusted sources.

I can't tell you how distressing it is to visit a local park and see signs saying 'pesticide spraying in use, enter at your own risk'. Evidence exists that these chemicals are carcinogens, they're in use around children in parks and near schools. San Francisco can do better than this. Are we really going to trust Monsanto?

Thank you for reading.
Janie Lucas
827 Capp St
San Francisco 94110

From: [Board of Supervisors, \(BOS\)](#)
To: [BOS-Supervisors](#)
Subject: FW: Pesticides in our parks
Date: Thursday, July 11, 2019 6:29:00 PM

From: brunaz@aol.com <brunaz@aol.com>
Sent: Wednesday, July 10, 2019 3:04 AM
To: Valdez, Anthony (ENV) <anthony.e.valdez@sfgov.org>; Raphael, Deborah (ENV) <deborah.raphael@sfgov.org>; Jackson, Jen (ENV) <cynthia.jackson@sfgov.org>; Geiger, Chris (ENV) <chris.geiger@sfgov.org>
Cc: Board of Supervisors, (BOS) <board.of.supervisors@sfgov.org>; Breed, Mayor London (MYR) <mayorlondonbreed@sfgov.org>
Subject: Pesticides in our parks

This message is from outside the City email system. Do not open links or attachments from untrusted sources.

Dear City Officials:

Dangerous herbicides and pesticides have no place in our public parks. They are harmful to pets, the environment, and humans. These are the parks where we take our children to play.

Please limit synthetic herbicide use only to those classified as "minimum risk" by the EPA.

We are counting on you to be responsible in this matter.

Respectfully submitted,

Cecilia Brunazzi
250 Grand View Ave.
San Francisco, CA 94114

From: [Anastasia Glikshtern](#)
To: [Valdez, Anthony \(ENV\)](#); [Raphael, Deborah \(ENV\)](#); [Jackson, Jen \(ENV\)](#); [Geiger, Chris \(ENV\)](#)
Cc: [Board of Supervisors \(BOS\)](#); [Fewer, Sandra \(BOS\)](#); [Stefani, Catherine \(BOS\)](#); [Peskin, Aaron \(BOS\)](#); [Ronen, Hillary](#); [Mar, Gordon \(BOS\)](#); [Brown, Vallie \(BOS\)](#); [Haney, Matt \(BOS\)](#); [Yee, Norman \(BOS\)](#); [Mandelman, Rafael \(BOS\)](#); [Walton, Shamann \(BOS\)](#); [Breed, Mayor London \(MYR\)](#)
Subject: Public comment: Annual Public Hearing Regarding Pest Management Activities on City Properties, 7-10, 2019
Date: Wednesday, July 10, 2019 10:14:10 AM

This message is from outside the City email system. Do not open links or attachments from untrusted sources.

To Commission on the Environment,
Department of the Environment:

Chemical industry and big agribusiness poison the environment and all of us by using toxins to "feed the world".

Chemical industry and Native Restoration/Invasive Plant industry poison the environment and all of us using toxins to "save biodiversity".

San Francisco actively participates, using totally unnecessary and highly toxic chemicals in our parks, watersheds, and other city property (including school fields).

Many people from organizations with environmentally sounding names, are big proponents of herbicides.

They are working for chemical industry - with, or without pay.

Local oracle, Mr. Jake Sigg, recently posted an article in praise of herbicides "Recovery: How Herbicides Can Save Fish and Wildlife" - https://blog.nature.org/science/2019/03/05/recovery-how-herbicides-can-save-fish-and-wildlife/?fbclid=IwAR2zhRPXbNLOgR13TU5OoVWHNLbPtUJK0YXmAsdTGxLPs5YWsfhU757c_ok - in his "Nature News from Jake Sigg" (environmentally sounding name).

It was a re-post from California Native Plant Society (another environmentally sounding name) - it was originally published by the Nature Conservancy (one more environmentally sounding name) - with the following introduction:

"It's very nice to see someone, let alone the Nature Conservancy, acknowledge and support the role of herbicides in land management and conservation. This is not about herbicides in our food system or urban landscaping, this is invasive plant control in our natural areas. Without herbicides we lose the battle against invasive plants and we lose the amazing biodiversity of our state and beyond."

When looking at The Nature Conservancy's articles for guidance, it is good to keep in mind that its managing director for Agriculture and Food Systems, Michael Doane, worked at Monsanto for 16 years prior to joining the organization, and that its business council consists of 14 corporations including Dow Chemical and Monsanto. (To Save The Planet, Apply Poison".)

There is no excuse to use any herbicides with the exception of those classified as "minimum risk" by EPA.

I'm including two links:

September 2015 article in Harper's which suggests that "native restorations" are promoted, and substantially created, by the chemical companies:

- Weed Whackers, Monsanto, glyphosate, and the war on invasive species -

<https://harpers.org/archive/2015/09/weed-whackers/7/>

Short YouTube video of David Theodoropoulos speaking about Invasion Biology at the Public Interest Environmental Law Conference in 2011- "If you hear 'invasive species' think Monsanto": https://www.youtube.com/watch?v=AT4Zczx_bik

I urge you to read/listen.

Please stop supporting chemical companies and poisoning the environment - stop using completely unnecessary herbicides.

Sincerely,

Anastasia Glikshtern



Virus-free. www.avast.com

From: [Olga Gorokhovsky](#)
To: [Valdez, Anthony \(ENV\)](#); [Raphael, Deborah \(ENV\)](#); [Jackson, Jen \(ENV\)](#); [Geiger, Chris \(ENV\)](#)
Cc: [Board of Supervisors \(BOS\)](#); [Fewer, Sandra \(BOS\)](#); [Stefani, Catherine \(BOS\)](#); [Peskin, Aaron \(BOS\)](#); [Ronen, Hillary](#); [Mar, Gordon \(BOS\)](#); [Brown, Vallie \(BOS\)](#); [Haney, Matt \(BOS\)](#); [Yee, Norman \(BOS\)](#); [Mandelman, Rafael \(BOS\)](#); [Walton, Shamann \(BOS\)](#); [Breed, Mayor London \(MYR\)](#)
Subject: Public Hearing Regarding Pest Management Activities on City Properties, July 10, 2019
Date: Wednesday, July 10, 2019 3:32:35 PM

This message is from outside the City email system. Do not open links or attachments from untrusted sources.

To Commission on the Environment & Department of the Environment:

Despite the 2015 determination by the International Agency for Research on Cancer of the World Health Organization that glyphosate (Roundup) is a "probable carcinogen", and despite a recent verdict of \$2 billion in punitive damages against Bayer/Monsanto, San Francisco continues to use Roundup and other poisons (which are/might be much more toxic

but are less widely used, therefore much less researched and not inspiring lawsuits yet).

People claiming to be "national leaders in integrated pest management" should know better.

Unless national leadership in integrated pest management is providing justification for unjustifiable practice of using chemicals - linked by various scientific studies to cancers, developmental and learning disabilities, nerve and immune system damage, liver or kidney damage, reproductive impairment, birth defects, or disruption of the endocrine system - to kill plants which are not linked to anything on that list.

The claim that the poisons are needed for "biodiversity" or to help "sensitive species" is ridiculous: the chemicals damage the soil and cannot discriminate between "sensitive" and not-so-sensitive plants.

"Pesticides are made to kill living things, and the idea that they only kill the things they're intended to is just wishful thinking..." - Jane Goodall.

Please remove all herbicides from your "Reduced Risk Pesticide List".

Sincerely,
Olga Gorokhovsky