

File No. 200721

Committee Item No. 4

Board Item No. 23

COMMITTEE/BOARD OF SUPERVISORS

AGENDA PACKET CONTENTS LIST

Committee: Rules Committee

Date August 10, 2020

Board of Supervisors Meeting

Date August 18, 2020

Cmte Board

<input checked="" type="checkbox"/>	<input type="checkbox"/>	Motion
<input type="checkbox"/>	<input type="checkbox"/>	Resolution
<input type="checkbox"/>	<input type="checkbox"/>	Ordinance
<input type="checkbox"/>	<input type="checkbox"/>	Legislative Digest
<input type="checkbox"/>	<input type="checkbox"/>	Budget and Legislative Analyst Report
<input type="checkbox"/>	<input type="checkbox"/>	Youth Commission Report
<input type="checkbox"/>	<input type="checkbox"/>	Introduction Form
<input checked="" type="checkbox"/>	<input type="checkbox"/>	Department/Agency Cover Letter and/or Report
<input type="checkbox"/>	<input type="checkbox"/>	Memorandum of Understanding (MOU)
<input type="checkbox"/>	<input type="checkbox"/>	Grant Information Form
<input type="checkbox"/>	<input type="checkbox"/>	Grant Budget
<input type="checkbox"/>	<input type="checkbox"/>	Subcontract Budget
<input type="checkbox"/>	<input type="checkbox"/>	Contract/Agreement
<input type="checkbox"/>	<input type="checkbox"/>	Form 126 - Ethics Commission
<input type="checkbox"/>	<input type="checkbox"/>	Award Letter
<input type="checkbox"/>	<input type="checkbox"/>	Application
<input checked="" type="checkbox"/>	<input type="checkbox"/>	Form 700
<input type="checkbox"/>	<input type="checkbox"/>	Vacancy Notice
<input checked="" type="checkbox"/>	<input type="checkbox"/>	Information Sheet
<input type="checkbox"/>	<input type="checkbox"/>	Public Correspondence

OTHER (Use back side if additional space is needed)

<input type="checkbox"/>	<input type="checkbox"/>	Charter Amendment
<input type="checkbox"/>	<input type="checkbox"/>	
<input type="checkbox"/>	<input type="checkbox"/>	
<input type="checkbox"/>	<input type="checkbox"/>	
<input type="checkbox"/>	<input type="checkbox"/>	
<input type="checkbox"/>	<input type="checkbox"/>	
<input type="checkbox"/>	<input type="checkbox"/>	
<input type="checkbox"/>	<input type="checkbox"/>	
<input type="checkbox"/>	<input type="checkbox"/>	
<input type="checkbox"/>	<input type="checkbox"/>	

Completed by: Victor Young Date August 6, 2020

Completed by: _____ Date _____

1 [Mayoral Appointment, Board of Appeals - Richard Swig]

2
3 **Motion approving the Mayoral nomination for the appointment of Richard Swig to the**
4 **Board of Appeals, for a four-year term ending July 1, 2024.**

5
6 WHEREAS, Pursuant to Charter, Section 4.106, the Mayor has submitted a
7 communication notifying the Board of Supervisors of the nomination for the appointment of
8 Richard Swig to the Board of Appeals, received by the Clerk of the Board on July 1, 2020; and

9 WHEREAS, The Board of Supervisors, by Motion No. M02-80, established a process
10 to review the Mayor's nominations to the Board of Appeals; now, therefore, be it

11 MOVED, That the Board of Supervisors hereby approves the Mayor's nomination for
12 the appointment of Richard Swig to the Board of Appeals, for the unexpired portion of a four-
13 year term ending July 1, 2024.



Notice of Nomination of Appointment

July 1, 2020

San Francisco Board of Supervisors
City Hall, Room 244
1 Dr. Carlton B. Goodlett Place
San Francisco, CA 94102

Honorable Board of Supervisors,

Pursuant to Charter §4.106, of the City and County of San Francisco, I make the following nomination:

Richard Swig, for appointment to the Board of Appeals for a four-year term ending July 1, 2024, to the seat previously held by Darryl Honda.

I am confident that Mr. Swig will serve our community well. Attached are his qualifications to serve, which demonstrate how his appointment represents the communities of interest, neighborhoods and diverse populations of the City and County of San Francisco.

I encourage your support and am pleased to advise you of this appointment nomination. Should you have any question about this appointment nomination, please contact Rebecca Peacock in my office at 415-554-6982.

Sincerely,

A handwritten signature in blue ink, reading "London N. Breed".

London N. Breed
Mayor, City and County of San Francisco

Rick Swig [REDACTED]

Rick Swig operates RSBA & Associates, which was founded in 1986. Since that time, Mr. Swig has provided advisory services to both major hotel management and operating companies, as well as owners of individual hotels and portfolios. RSBA & Associates is a consultancy firm for the hospitality industry with focus on asset management, hotel operations reviews, asset strategy development, and acquisition due diligence.

Rick Swig is past President of the Hospitality Asset Managers Association (HAMA) and past Chairman and member of the International Society of Hospitality Consultants (ISHC). Rick was the 2005-2006 Chairman of the San Francisco Travel Board of Directors and still serves in an ex-officio position. In 2008 Mr. Swig was Chairperson of the San Francisco Tourism Improvement District (SFTID) committee, which resulted in the creation of the San Francisco Tourism Improvement District, and he continues to serve on the San Francisco Tourism Improvement District Management and Moscone Expansion District (MED) Corporation Board of Directors, serving as President in the 2018/2019 fiscal year. He has also served currently on the Board of Directors of Visit Napa Valley and Our Town St. Helena, an affordable housing special interest group. He is past Chairman of the Napa Valley Tourism Corporation and past President of the St. Helena Tourism Improvement District. After serving multiple terms as a Commissioner for the San Francisco Redevelopment Agency, he is currently a Commissioner of the San Francisco Board of Appeals, and he is a member of the San Francisco Airport Hotel Advisory Panel at the San Francisco International Airport. His non-professional passion is serving as Staff Photographer at the SFJazz Center. He is a native San Franciscan and graduate of Stanford University.

STATEMENT OF ECONOMIC INTERESTS

COVER PAGE

Date Initial Filing Received

Filing Official Use Only

 E-Filed
 04/01/2020
 12:44:23

 Filing ID:
 189066014

Please type or print in ink.

NAME OF FILER (LAST) (FIRST) (MIDDLE)

Swig, Jr, Richard Lewis

1. Office, Agency, or Court

Agency Name (Do not use acronyms)

City and County of San Francisco

Division, Board, Department, District, if applicable

Your Position

Board of Appeals

Member

► If filing for multiple positions, list below or on an attachment. (Do not use acronyms)

Agency: _____ Position: _____

2. Jurisdiction of Office (Check at least one box)

☐ State☐ Judge, Retired Judge, Pro Tem Judge, or Court Commissioner
(Statewide Jurisdiction)☐ Multi-County _____☒ County of San Francisco☒ City of San Francisco☐ Other _____

3. Type of Statement (Check at least one box)

☒ **Annual:** The period covered is January 1, 2019 through
December 31, 2019☐ **Leaving Office:** Date Left ____/____/____
(Check one circle)

-or-

The period covered is ____/____/____, through
December 31, 2019☐ The period covered is January 1, 2019 through the date of
leaving office.☐ **Assuming Office:** Date assumed ____/____/____☐ The period covered is ____/____/____, through the date
of leaving office.☐ **Candidate:** Date of Election _____ and office sought, if different than Part 1: _____

4. Schedule Summary (must complete) ► Total number of pages including this cover page: 30

Schedules attached

☐ **Schedule A-1 - Investments** – schedule attached☒ **Schedule C - Income, Loans, & Business Positions** – schedule attached☒ **Schedule A-2 - Investments** – schedule attached☐ **Schedule D - Income – Gifts** – schedule attached☒ **Schedule B - Real Property** – schedule attached☐ **Schedule E - Income – Gifts – Travel Payments** – schedule attached

-or-

☐ **None - No reportable interests on any schedule**

5. Verification

 MAILING ADDRESS STREET CITY STATE ZIP CODE
 (Business or Agency Address Recommended - Public Document)

San Francisco

CA

94105

DAYTIME TELEPHONE NUMBER

E-MAIL ADDRESS

()

 I have used all reasonable diligence in preparing this statement. I have reviewed this statement and to the best of my knowledge the information contained
 herein and in any attached schedules is true and complete. I acknowledge this is a public document.

I certify under penalty of perjury under the laws of the State of California that the foregoing is true and correct.

 Date Signed 04/01/2020
 (month, day, year)

 Signature Richard Lewis Swig, Jr
 (File the originally signed paper statement with your filing official.)

SCHEDULE A-2

Investments, Income, and Assets of Business Entities/Trusts

(Ownership Interest is 10% or Greater)

CALIFORNIA FORM	700
FAIR POLITICAL PRACTICES COMMISSION	
Name	
<u>Swig, Jr, Richard Lewis</u>	

▶ 1. BUSINESS ENTITY OR TRUST

Richard L. Swig, Jr. Trust

Name

San Francisco, CA 94105

Address (Business Address Acceptable)

Check one

☒ Trust, go to 2 ☐ Business Entity, complete the box, then go to 2
GENERAL DESCRIPTION OF THIS BUSINESS

FAIR MARKET VALUE

IF APPLICABLE, LIST DATE:

☐ \$0 - \$1,999☐ \$2,000 - \$10,000☐ \$10,001 - \$100,000☐ \$100,001 - \$1,000,000☐ Over \$1,000,000
 ____/____/19
 ACQUIRED

 ____/____/19
 DISPOSED

NATURE OF INVESTMENT

☐ Partnership☐ Sole Proprietorship☐ _____

Other

YOUR BUSINESS POSITION _____

▶ 1. BUSINESS ENTITY OR TRUST

Article 3 Advisors

Name

San Francisco, CA 94129

Address (Business Address Acceptable)

Check one

☐ Trust, go to 2 ☒ Business Entity, complete the box, then go to 2
GENERAL DESCRIPTION OF THIS BUSINESS

Consulting

FAIR MARKET VALUE

IF APPLICABLE, LIST DATE:

☐ \$0 - \$1,999☐ \$2,000 - \$10,000☒ \$10,001 - \$100,000☐ \$100,001 - \$1,000,000☐ Over \$1,000,000
 ____/____/19
 ACQUIRED

 ____/____/19
 DISPOSED

NATURE OF INVESTMENT

☐ Partnership☐ Sole Proprietorship☒ Corporation

Other

YOUR BUSINESS POSITION n/a

▶ 2. IDENTIFY THE GROSS INCOME RECEIVED (INCLUDE YOUR PRO RATA SHARE OF THE GROSS INCOME TO THE ENTITY/TRUST)☐ \$0 - \$499☐ \$10,001 - \$100,000☐ \$500 - \$1,000☒ OVER \$100,000☐ \$1,001 - \$10,000**▶ 3. LIST THE NAME OF EACH REPORTABLE SINGLE SOURCE OF INCOME OF \$10,000 OR MORE** (Attach a separate sheet if necessary.)

☐ None or ☒ Names listed below

350 Treat St, San Francisco (Via Mr. Swig's indirect interest of under 10% in Swig Invest. Co.)

501 Second St, San Francisco (Via Mr. Swig's indirect interest of under 10% in Swig Invest. Co.)

633 Folsom St, San Francisco (Via Mr. Swig's indirect interest of under 10% in Swig Invest. Co.)

▶ 4. INVESTMENTS AND INTERESTS IN REAL PROPERTY HELD OR LEASED BY THE BUSINESS ENTITY OR TRUST

Check one box:

☒ INVESTMENT☐ REAL PROPERTY

Altria Group

Name of Business Entity, if Investment, or

Assessor's Parcel Number or Street Address of Real Property

Cigarettes

Description of Business Activity or

City or Other Precise Location of Real Property

FAIR MARKET VALUE

IF APPLICABLE, LIST DATE:

☐ \$2,000 - \$10,000☒ \$10,001 - \$100,000☐ \$100,001 - \$1,000,000☐ Over \$1,000,000
 ____/____/19
 ACQUIRED

 ____/____/19
 DISPOSED

NATURE OF INTEREST

☐ Property Ownership/Deed of Trust☒ Stock☐ Partnership☐ Leasehold

Yrs. remaining

☐ Other
☒ Check box if additional schedules reporting investments or real property are attached
▶ 2. IDENTIFY THE GROSS INCOME RECEIVED (INCLUDE YOUR PRO RATA SHARE OF THE GROSS INCOME TO THE ENTITY/TRUST)☐ \$0 - \$499☒ \$10,001 - \$100,000☐ \$500 - \$1,000☐ OVER \$100,000☐ \$1,001 - \$10,000**▶ 3. LIST THE NAME OF EACH REPORTABLE SINGLE SOURCE OF INCOME OF \$10,000 OR MORE** (Attach a separate sheet if necessary.)
☒ None or ☐ Names listed below
▶ 4. INVESTMENTS AND INTERESTS IN REAL PROPERTY HELD OR LEASED BY THE BUSINESS ENTITY OR TRUST

Check one box:

☐ INVESTMENT☐ REAL PROPERTY

Name of Business Entity, if Investment, or

Assessor's Parcel Number or Street Address of Real Property

Description of Business Activity or

City or Other Precise Location of Real Property

FAIR MARKET VALUE

IF APPLICABLE, LIST DATE:

☐ \$2,000 - \$10,000☐ \$10,001 - \$100,000☐ \$100,001 - \$1,000,000☐ Over \$1,000,000
 ____/____/19
 ACQUIRED

 ____/____/19
 DISPOSED

NATURE OF INTEREST

☐ Property Ownership/Deed of Trust☐ Stock☐ Partnership☐ Leasehold

Yrs. remaining

☐ Other
☐ Check box if additional schedules reporting investments or real property are attached

Comments: _____

SCHEDULE A-2

Investments, Income, and Assets of Business Entities/Trusts

(Ownership Interest is 10% or Greater)

CALIFORNIA FORM	700
FAIR POLITICAL PRACTICES COMMISSION	
Name	
Swig, Jr, Richard Lewis	

▶ 1. BUSINESS ENTITY OR TRUST

Richard L. Swig, Jr. Trust (CONTINUATION)

Name

Address (Business Address Acceptable)

Check one

☐ Trust, go to 2 ☐ Business Entity, complete the box, then go to 2
GENERAL DESCRIPTION OF THIS BUSINESS

FAIR MARKET VALUE

IF APPLICABLE, LIST DATE:

☐ \$0 - \$1,999☐ \$2,000 - \$10,000☐ \$10,001 - \$100,000☐ \$100,001 - \$1,000,000☐ Over \$1,000,000
 ____/____/19
 ACQUIRED

 ____/____/19
 DISPOSED

NATURE OF INVESTMENT

☐ Partnership☐ Sole Proprietorship☐ Other

YOUR BUSINESS POSITION

▶ 2. IDENTIFY THE GROSS INCOME RECEIVED (INCLUDE YOUR PRO RATA SHARE OF THE GROSS INCOME TO THE ENTITY/TRUST)☐ \$0 - \$499☐ \$10,001 - \$100,000☐ \$500 - \$1,000☐ OVER \$100,000☐ \$1,001 - \$10,000**▶ 3. LIST THE NAME OF EACH REPORTABLE SINGLE SOURCE OF INCOME OF \$10,000 OR MORE** (Attach a separate sheet if necessary.)☐ None or ☐ Names listed below**▶ 4. INVESTMENTS AND INTERESTS IN REAL PROPERTY HELD OR LEASED BY THE BUSINESS ENTITY OR TRUST**

Check one box:

☒ INVESTMENT☐ REAL PROPERTY

Anheuser Busch Inbev SA

Name of Business Entity, if Investment, or
Assessor's Parcel Number or Street Address of Real Property

Beverages

Description of Business Activity or

City or Other Precise Location of Real Property

FAIR MARKET VALUE

IF APPLICABLE, LIST DATE:

☐ \$2,000 - \$10,000☒ \$10,001 - \$100,000☐ \$100,001 - \$1,000,000☐ Over \$1,000,000
 ____/____/19
 ACQUIRED

 ____/____/19
 DISPOSED

NATURE OF INTEREST

☐ Property Ownership/Deed of Trust☒ Stock☐ Partnership☐ Leasehold

Yrs. remaining

☐ Other☒ Check box if additional schedules reporting investments or real property are attached**▶ 1. BUSINESS ENTITY OR TRUST**

Name

Address (Business Address Acceptable)

Check one

☐ Trust, go to 2 ☐ Business Entity, complete the box, then go to 2
GENERAL DESCRIPTION OF THIS BUSINESS

FAIR MARKET VALUE

IF APPLICABLE, LIST DATE:

☐ \$0 - \$1,999☐ \$2,000 - \$10,000☐ \$10,001 - \$100,000☐ \$100,001 - \$1,000,000☐ Over \$1,000,000
 ____/____/19
 ACQUIRED

 ____/____/19
 DISPOSED

NATURE OF INVESTMENT

☐ Partnership☐ Sole Proprietorship☐ Other

YOUR BUSINESS POSITION

▶ 2. IDENTIFY THE GROSS INCOME RECEIVED (INCLUDE YOUR PRO RATA SHARE OF THE GROSS INCOME TO THE ENTITY/TRUST)☐ \$0 - \$499☐ \$10,001 - \$100,000☐ \$500 - \$1,000☐ OVER \$100,000☐ \$1,001 - \$10,000**▶ 3. LIST THE NAME OF EACH REPORTABLE SINGLE SOURCE OF INCOME OF \$10,000 OR MORE** (Attach a separate sheet if necessary.)☐ None or ☐ Names listed below**▶ 4. INVESTMENTS AND INTERESTS IN REAL PROPERTY HELD OR LEASED BY THE BUSINESS ENTITY OR TRUST**

Check one box:

☐ INVESTMENT☐ REAL PROPERTYName of Business Entity, if Investment, or
Assessor's Parcel Number or Street Address of Real Property

Description of Business Activity or

City or Other Precise Location of Real Property

FAIR MARKET VALUE

IF APPLICABLE, LIST DATE:

☐ \$2,000 - \$10,000☐ \$10,001 - \$100,000☐ \$100,001 - \$1,000,000☐ Over \$1,000,000
 ____/____/19
 ACQUIRED

 ____/____/19
 DISPOSED

NATURE OF INTEREST

☐ Property Ownership/Deed of Trust☐ Stock☐ Partnership☐ Leasehold

Yrs. remaining

☐ Other☐ Check box if additional schedules reporting investments or real property are attached

Comments:

SCHEDULE A-2

Investments, Income, and Assets of Business Entities/Trusts

(Ownership Interest is 10% or Greater)

CALIFORNIA FORM	700
<small>FAIR POLITICAL PRACTICES COMMISSION</small>	
Name	
Swig, Jr, Richard Lewis	

▶ 1. BUSINESS ENTITY OR TRUST

Richard L. Swig, Jr. Trust (CONTINUATION)

Name

Address (Business Address Acceptable)

Check one

☐ Trust, go to 2 ☐ Business Entity, complete the box, then go to 2
GENERAL DESCRIPTION OF THIS BUSINESS

FAIR MARKET VALUE

IF APPLICABLE, LIST DATE:

☐ \$0 - \$1,999☐ \$2,000 - \$10,000☐ \$10,001 - \$100,000☐ \$100,001 - \$1,000,000☐ Over \$1,000,000
 ____/____/19
 ACQUIRED

 ____/____/19
 DISPOSED

NATURE OF INVESTMENT

☐ Partnership☐ Sole Proprietorship☐ _____ Other

YOUR BUSINESS POSITION _____

▶ 2. IDENTIFY THE GROSS INCOME RECEIVED (INCLUDE YOUR PRO RATA SHARE OF THE GROSS INCOME TO THE ENTITY/TRUST)☐ \$0 - \$499☐ \$10,001 - \$100,000☐ \$500 - \$1,000☐ OVER \$100,000☐ \$1,001 - \$10,000**▶ 3. LIST THE NAME OF EACH REPORTABLE SINGLE SOURCE OF INCOME OF \$10,000 OR MORE** (Attach a separate sheet if necessary.)☐ None or ☐ Names listed below**▶ 4. INVESTMENTS AND INTERESTS IN REAL PROPERTY HELD OR LEASED BY THE BUSINESS ENTITY OR TRUST**

Check one box:

☒ INVESTMENT☐ REAL PROPERTY

Berkshire Hathaway Holding Co.

Name of Business Entity, if Investment, or
Assessor's Parcel Number or Street Address of Real Property

Insurance and misc. other industries

Description of Business Activity or

City or Other Precise Location of Real Property

FAIR MARKET VALUE

IF APPLICABLE, LIST DATE:

☐ \$2,000 - \$10,000☐ \$10,001 - \$100,000☒ \$100,001 - \$1,000,000☐ Over \$1,000,000
 ____/____/19
 ACQUIRED

 ____/____/19
 DISPOSED

NATURE OF INTEREST

☐ Property Ownership/Deed of Trust☒ Stock☐ Partnership☐ Leasehold _____
Yrs. remaining☐ Other _____☒ Check box if additional schedules reporting investments or real property are attached**▶ 1. BUSINESS ENTITY OR TRUST**

Name

Address (Business Address Acceptable)

Check one

☐ Trust, go to 2 ☐ Business Entity, complete the box, then go to 2
GENERAL DESCRIPTION OF THIS BUSINESS

FAIR MARKET VALUE

IF APPLICABLE, LIST DATE:

☐ \$0 - \$1,999☐ \$2,000 - \$10,000☐ \$10,001 - \$100,000☐ \$100,001 - \$1,000,000☐ Over \$1,000,000
 ____/____/19
 ACQUIRED

 ____/____/19
 DISPOSED

NATURE OF INVESTMENT

☐ Partnership☐ Sole Proprietorship☐ _____ Other

YOUR BUSINESS POSITION _____

▶ 2. IDENTIFY THE GROSS INCOME RECEIVED (INCLUDE YOUR PRO RATA SHARE OF THE GROSS INCOME TO THE ENTITY/TRUST)☐ \$0 - \$499☐ \$10,001 - \$100,000☐ \$500 - \$1,000☐ OVER \$100,000☐ \$1,001 - \$10,000**▶ 3. LIST THE NAME OF EACH REPORTABLE SINGLE SOURCE OF INCOME OF \$10,000 OR MORE** (Attach a separate sheet if necessary.)☐ None or ☐ Names listed below**▶ 4. INVESTMENTS AND INTERESTS IN REAL PROPERTY HELD OR LEASED BY THE BUSINESS ENTITY OR TRUST**

Check one box:

☐ INVESTMENT☐ REAL PROPERTYName of Business Entity, if Investment, or
Assessor's Parcel Number or Street Address of Real Property

Description of Business Activity or

City or Other Precise Location of Real Property

FAIR MARKET VALUE

IF APPLICABLE, LIST DATE:

☐ \$2,000 - \$10,000☐ \$10,001 - \$100,000☐ \$100,001 - \$1,000,000☐ Over \$1,000,000
 ____/____/19
 ACQUIRED

 ____/____/19
 DISPOSED

NATURE OF INTEREST

☐ Property Ownership/Deed of Trust☐ Stock☐ Partnership☐ Leasehold _____
Yrs. remaining☐ Other _____☐ Check box if additional schedules reporting investments or real property are attached

Comments: _____

SCHEDULE A-2

Investments, Income, and Assets of Business Entities/Trusts

(Ownership Interest is 10% or Greater)

CALIFORNIA FORM	700
FAIR POLITICAL PRACTICES COMMISSION	
Name	
Swig, Jr, Richard Lewis	

▶ 1. BUSINESS ENTITY OR TRUST

Richard L. Swig, Jr. Trust (CONTINUATION)

Name

Address (Business Address Acceptable)

Check one

☐ Trust, go to 2 ☐ Business Entity, complete the box, then go to 2
GENERAL DESCRIPTION OF THIS BUSINESS

FAIR MARKET VALUE

IF APPLICABLE, LIST DATE:

☐ \$0 - \$1,999☐ \$2,000 - \$10,000☐ \$10,001 - \$100,000☐ \$100,001 - \$1,000,000☐ Over \$1,000,000

____/____/19

ACQUIRED

____/____/19

DISPOSED

NATURE OF INVESTMENT

☐ Partnership☐ Sole Proprietorship☐ _____

Other

YOUR BUSINESS POSITION _____

▶ 1. BUSINESS ENTITY OR TRUST

Name

Address (Business Address Acceptable)

Check one

☐ Trust, go to 2 ☐ Business Entity, complete the box, then go to 2
GENERAL DESCRIPTION OF THIS BUSINESS

FAIR MARKET VALUE

IF APPLICABLE, LIST DATE:

☐ \$0 - \$1,999☐ \$2,000 - \$10,000☐ \$10,001 - \$100,000☐ \$100,001 - \$1,000,000☐ Over \$1,000,000

____/____/19

ACQUIRED

____/____/19

DISPOSED

NATURE OF INVESTMENT

☐ Partnership☐ Sole Proprietorship☐ _____

Other

YOUR BUSINESS POSITION _____

▶ 2. IDENTIFY THE GROSS INCOME RECEIVED (INCLUDE YOUR PRO RATA SHARE OF THE GROSS INCOME TO THE ENTITY/TRUST)☐ \$0 - \$499☐ \$10,001 - \$100,000☐ \$500 - \$1,000☐ OVER \$100,000☐ \$1,001 - \$10,000**▶ 2. IDENTIFY THE GROSS INCOME RECEIVED (INCLUDE YOUR PRO RATA SHARE OF THE GROSS INCOME TO THE ENTITY/TRUST)**☐ \$0 - \$499☐ \$10,001 - \$100,000☐ \$500 - \$1,000☐ OVER \$100,000☐ \$1,001 - \$10,000**▶ 3. LIST THE NAME OF EACH REPORTABLE SINGLE SOURCE OF INCOME OF \$10,000 OR MORE (Attach a separate sheet if necessary.)**☐ None or ☐ Names listed below**▶ 3. LIST THE NAME OF EACH REPORTABLE SINGLE SOURCE OF INCOME OF \$10,000 OR MORE (Attach a separate sheet if necessary.)**☐ None or ☐ Names listed below**▶ 4. INVESTMENTS AND INTERESTS IN REAL PROPERTY HELD OR LEASED BY THE BUSINESS ENTITY OR TRUST**

Check one box:

☒ INVESTMENT☐ REAL PROPERTY

Brown Forman Corp.

Name of Business Entity, if Investment, or

Assessor's Parcel Number or Street Address of Real Property

Beverages

Description of Business Activity or

City or Other Precise Location of Real Property

FAIR MARKET VALUE

IF APPLICABLE, LIST DATE:

☐ \$2,000 - \$10,000☐ \$10,001 - \$100,000☒ \$100,001 - \$1,000,000☐ Over \$1,000,000

____/____/19

ACQUIRED

____/____/19

DISPOSED

NATURE OF INTEREST

☐ Property Ownership/Deed of Trust☒ Stock☐ Partnership☐ Leasehold

Yrs. remaining

☐ Other☒ Check box if additional schedules reporting investments or real property are attached**▶ 4. INVESTMENTS AND INTERESTS IN REAL PROPERTY HELD OR LEASED BY THE BUSINESS ENTITY OR TRUST**

Check one box:

☐ INVESTMENT☐ REAL PROPERTY

Name of Business Entity, if Investment, or

Assessor's Parcel Number or Street Address of Real Property

Description of Business Activity or

City or Other Precise Location of Real Property

FAIR MARKET VALUE

IF APPLICABLE, LIST DATE:

☐ \$2,000 - \$10,000☐ \$10,001 - \$100,000☐ \$100,001 - \$1,000,000☐ Over \$1,000,000

____/____/19

ACQUIRED

____/____/19

DISPOSED

NATURE OF INTEREST

☐ Property Ownership/Deed of Trust☐ Stock☐ Partnership☐ Leasehold

Yrs. remaining

☐ Other☐ Check box if additional schedules reporting investments or real property are attached

Comments: _____

SCHEDULE A-2

Investments, Income, and Assets of Business Entities/Trusts

(Ownership Interest is 10% or Greater)

CALIFORNIA FORM	700
FAIR POLITICAL PRACTICES COMMISSION	
Name	
Swig, Jr, Richard Lewis	

▶ 1. BUSINESS ENTITY OR TRUST

Richard L. Swig, Jr. Trust (CONTINUATION)

Name

Address (Business Address Acceptable)

Check one

☐ Trust, go to 2 ☐ Business Entity, complete the box, then go to 2
GENERAL DESCRIPTION OF THIS BUSINESS

FAIR MARKET VALUE

IF APPLICABLE, LIST DATE:

☐ \$0 - \$1,999☐ \$2,000 - \$10,000☐ \$10,001 - \$100,000☐ \$100,001 - \$1,000,000☐ Over \$1,000,000
 ____/____/19
 ACQUIRED

 ____/____/19
 DISPOSED

NATURE OF INVESTMENT

☐ Partnership☐ Sole Proprietorship☐ Other

YOUR BUSINESS POSITION

▶ 2. IDENTIFY THE GROSS INCOME RECEIVED (INCLUDE YOUR PRO RATA SHARE OF THE GROSS INCOME TO THE ENTITY/TRUST)☐ \$0 - \$499☐ \$10,001 - \$100,000☐ \$500 - \$1,000☐ OVER \$100,000☐ \$1,001 - \$10,000**▶ 3. LIST THE NAME OF EACH REPORTABLE SINGLE SOURCE OF INCOME OF \$10,000 OR MORE** (Attach a separate sheet if necessary.)☐ None or ☐ Names listed below**▶ 4. INVESTMENTS AND INTERESTS IN REAL PROPERTY HELD OR LEASED BY THE BUSINESS ENTITY OR TRUST**

Check one box:

☒ INVESTMENT☐ REAL PROPERTY

CIE Financier Richemont

Name of Business Entity, if Investment, or
Assessor's Parcel Number or Street Address of Real Property

Financial services

Description of Business Activity or

City or Other Precise Location of Real Property

FAIR MARKET VALUE

IF APPLICABLE, LIST DATE:

☐ \$2,000 - \$10,000☐ \$10,001 - \$100,000☒ \$100,001 - \$1,000,000☐ Over \$1,000,000
 ____/____/19
 ACQUIRED

 ____/____/19
 DISPOSED

NATURE OF INTEREST

☐ Property Ownership/Deed of Trust☒ Stock☐ Partnership☐ Leasehold

Yrs. remaining

☐ Other☒ Check box if additional schedules reporting investments or real property are attached**▶ 1. BUSINESS ENTITY OR TRUST**

Name

Address (Business Address Acceptable)

Check one

☐ Trust, go to 2 ☐ Business Entity, complete the box, then go to 2
GENERAL DESCRIPTION OF THIS BUSINESS

FAIR MARKET VALUE

IF APPLICABLE, LIST DATE:

☐ \$0 - \$1,999☐ \$2,000 - \$10,000☐ \$10,001 - \$100,000☐ \$100,001 - \$1,000,000☐ Over \$1,000,000
 ____/____/19
 ACQUIRED

 ____/____/19
 DISPOSED

NATURE OF INVESTMENT

☐ Partnership☐ Sole Proprietorship☐ Other

YOUR BUSINESS POSITION

▶ 2. IDENTIFY THE GROSS INCOME RECEIVED (INCLUDE YOUR PRO RATA SHARE OF THE GROSS INCOME TO THE ENTITY/TRUST)☐ \$0 - \$499☐ \$10,001 - \$100,000☐ \$500 - \$1,000☐ OVER \$100,000☐ \$1,001 - \$10,000**▶ 3. LIST THE NAME OF EACH REPORTABLE SINGLE SOURCE OF INCOME OF \$10,000 OR MORE** (Attach a separate sheet if necessary.)☐ None or ☐ Names listed below**▶ 4. INVESTMENTS AND INTERESTS IN REAL PROPERTY HELD OR LEASED BY THE BUSINESS ENTITY OR TRUST**

Check one box:

☐ INVESTMENT☐ REAL PROPERTYName of Business Entity, if Investment, or
Assessor's Parcel Number or Street Address of Real Property

Description of Business Activity or

City or Other Precise Location of Real Property

FAIR MARKET VALUE

IF APPLICABLE, LIST DATE:

☐ \$2,000 - \$10,000☐ \$10,001 - \$100,000☐ \$100,001 - \$1,000,000☐ Over \$1,000,000
 ____/____/19
 ACQUIRED

 ____/____/19
 DISPOSED

NATURE OF INTEREST

☐ Property Ownership/Deed of Trust☐ Stock☐ Partnership☐ Leasehold

Yrs. remaining

☐ Other☐ Check box if additional schedules reporting investments or real property are attached

Comments:

SCHEDULE A-2

Investments, Income, and Assets of Business Entities/Trusts

(Ownership Interest is 10% or Greater)

CALIFORNIA FORM	700
FAIR POLITICAL PRACTICES COMMISSION	
Name	
Swig, Jr, Richard Lewis	

▶ 1. BUSINESS ENTITY OR TRUST

Richard L. Swig, Jr. Trust (CONTINUATION)

Name

Address (Business Address Acceptable)

Check one

☐ Trust, go to 2 ☐ Business Entity, complete the box, then go to 2
GENERAL DESCRIPTION OF THIS BUSINESS

FAIR MARKET VALUE

IF APPLICABLE, LIST DATE:

☐ \$0 - \$1,999☐ \$2,000 - \$10,000☐ \$10,001 - \$100,000☐ \$100,001 - \$1,000,000☐ Over \$1,000,000

____/____/19

ACQUIRED

____/____/19

DISPOSED

NATURE OF INVESTMENT

☐ Partnership☐ Sole Proprietorship☐

Other

YOUR BUSINESS POSITION

▶ 2. IDENTIFY THE GROSS INCOME RECEIVED (INCLUDE YOUR PRO RATA SHARE OF THE GROSS INCOME TO THE ENTITY/TRUST)☐ \$0 - \$499☐ \$10,001 - \$100,000☐ \$500 - \$1,000☐ OVER \$100,000☐ \$1,001 - \$10,000**▶ 3. LIST THE NAME OF EACH REPORTABLE SINGLE SOURCE OF INCOME OF \$10,000 OR MORE (Attach a separate sheet if necessary.)**☐ None or ☐ Names listed below**▶ 4. INVESTMENTS AND INTERESTS IN REAL PROPERTY HELD OR LEASED BY THE BUSINESS ENTITY OR TRUST**

Check one box:

☒ INVESTMENT☐ REAL PROPERTY

Comcast Corp.

Name of Business Entity, if Investment, or
Assessor's Parcel Number or Street Address of Real Property

Cable television

Description of Business Activity or

City or Other Precise Location of Real Property

FAIR MARKET VALUE

IF APPLICABLE, LIST DATE:

☐ \$2,000 - \$10,000☒ \$10,001 - \$100,000☐ \$100,001 - \$1,000,000☐ Over \$1,000,000

____/____/19

ACQUIRED

____/____/19

DISPOSED

NATURE OF INTEREST

☐ Property Ownership/Deed of Trust☒ Stock☐ Partnership☐ Leasehold

Yrs. remaining

☐ Other☒ Check box if additional schedules reporting investments or real property are attached**▶ 1. BUSINESS ENTITY OR TRUST**

Name

Address (Business Address Acceptable)

Check one

☐ Trust, go to 2 ☐ Business Entity, complete the box, then go to 2
GENERAL DESCRIPTION OF THIS BUSINESS

FAIR MARKET VALUE

IF APPLICABLE, LIST DATE:

☐ \$0 - \$1,999☐ \$2,000 - \$10,000☐ \$10,001 - \$100,000☐ \$100,001 - \$1,000,000☐ Over \$1,000,000

____/____/19

ACQUIRED

____/____/19

DISPOSED

NATURE OF INVESTMENT

☐ Partnership☐ Sole Proprietorship☐

Other

YOUR BUSINESS POSITION

▶ 2. IDENTIFY THE GROSS INCOME RECEIVED (INCLUDE YOUR PRO RATA SHARE OF THE GROSS INCOME TO THE ENTITY/TRUST)☐ \$0 - \$499☐ \$10,001 - \$100,000☐ \$500 - \$1,000☐ OVER \$100,000☐ \$1,001 - \$10,000**▶ 3. LIST THE NAME OF EACH REPORTABLE SINGLE SOURCE OF INCOME OF \$10,000 OR MORE (Attach a separate sheet if necessary.)**☐ None or ☐ Names listed below**▶ 4. INVESTMENTS AND INTERESTS IN REAL PROPERTY HELD OR LEASED BY THE BUSINESS ENTITY OR TRUST**

Check one box:

☐ INVESTMENT☐ REAL PROPERTYName of Business Entity, if Investment, or
Assessor's Parcel Number or Street Address of Real Property

Description of Business Activity or

City or Other Precise Location of Real Property

FAIR MARKET VALUE

IF APPLICABLE, LIST DATE:

☐ \$2,000 - \$10,000☐ \$10,001 - \$100,000☐ \$100,001 - \$1,000,000☐ Over \$1,000,000

____/____/19

ACQUIRED

____/____/19

DISPOSED

NATURE OF INTEREST

☐ Property Ownership/Deed of Trust☐ Stock☐ Partnership☐ Leasehold

Yrs. remaining

☐ Other☐ Check box if additional schedules reporting investments or real property are attached

Comments:

SCHEDULE A-2

Investments, Income, and Assets of Business Entities/Trusts

(Ownership Interest is 10% or Greater)

CALIFORNIA FORM 700
FAIR POLITICAL PRACTICES COMMISSION

Name

Swig, Jr, Richard Lewis

▶ 1. BUSINESS ENTITY OR TRUST

Richard L. Swig, Jr. Trust (CONTINUATION)

Name

Address (Business Address Acceptable)

Check one

☐ Trust, go to 2 ☐ Business Entity, complete the box, then go to 2
GENERAL DESCRIPTION OF THIS BUSINESS

FAIR MARKET VALUE

IF APPLICABLE, LIST DATE:

☐ \$0 - \$1,999☐ \$2,000 - \$10,000☐ \$10,001 - \$100,000☐ \$100,001 - \$1,000,000☐ Over \$1,000,000

____/____/19

ACQUIRED

____/____/19

DISPOSED

NATURE OF INVESTMENT

☐ Partnership☐ Sole Proprietorship☐ _____

Other

YOUR BUSINESS POSITION _____

▶ 1. BUSINESS ENTITY OR TRUST

Name

Address (Business Address Acceptable)

Check one

☐ Trust, go to 2 ☐ Business Entity, complete the box, then go to 2
GENERAL DESCRIPTION OF THIS BUSINESS

FAIR MARKET VALUE

IF APPLICABLE, LIST DATE:

☐ \$0 - \$1,999☐ \$2,000 - \$10,000☐ \$10,001 - \$100,000☐ \$100,001 - \$1,000,000☐ Over \$1,000,000

____/____/19

ACQUIRED

____/____/19

DISPOSED

NATURE OF INVESTMENT

☐ Partnership☐ Sole Proprietorship☐ _____

Other

YOUR BUSINESS POSITION _____

▶ 2. IDENTIFY THE GROSS INCOME RECEIVED (INCLUDE YOUR PRO RATA SHARE OF THE GROSS INCOME TO THE ENTITY/TRUST)☐ \$0 - \$499☐ \$10,001 - \$100,000☐ \$500 - \$1,000☐ OVER \$100,000☐ \$1,001 - \$10,000**▶ 2. IDENTIFY THE GROSS INCOME RECEIVED (INCLUDE YOUR PRO RATA SHARE OF THE GROSS INCOME TO THE ENTITY/TRUST)**☐ \$0 - \$499☐ \$10,001 - \$100,000☐ \$500 - \$1,000☐ OVER \$100,000☐ \$1,001 - \$10,000**▶ 3. LIST THE NAME OF EACH REPORTABLE SINGLE SOURCE OF INCOME OF \$10,000 OR MORE (Attach a separate sheet if necessary.)**☐ None or ☐ Names listed below**▶ 3. LIST THE NAME OF EACH REPORTABLE SINGLE SOURCE OF INCOME OF \$10,000 OR MORE (Attach a separate sheet if necessary.)**☐ None or ☐ Names listed below**▶ 4. INVESTMENTS AND INTERESTS IN REAL PROPERTY HELD OR LEASED BY THE BUSINESS ENTITY OR TRUST**

Check one box:

☒ INVESTMENT☐ REAL PROPERTY

Diageo PLC

Name of Business Entity, if Investment, or

Assessor's Parcel Number or Street Address of Real Property

Beverages

Description of Business Activity or

City or Other Precise Location of Real Property

FAIR MARKET VALUE

IF APPLICABLE, LIST DATE:

☐ \$2,000 - \$10,000☐ \$10,001 - \$100,000☒ \$100,001 - \$1,000,000☐ Over \$1,000,000

____/____/19

ACQUIRED

____/____/19

DISPOSED

NATURE OF INTEREST

☐ Property Ownership/Deed of Trust☒ Stock☐ Partnership☐ Leasehold

Yrs. remaining

☐ Other☒ Check box if additional schedules reporting investments or real property are attached**▶ 4. INVESTMENTS AND INTERESTS IN REAL PROPERTY HELD OR LEASED BY THE BUSINESS ENTITY OR TRUST**

Check one box:

☐ INVESTMENT☐ REAL PROPERTY

Name of Business Entity, if Investment, or

Assessor's Parcel Number or Street Address of Real Property

Description of Business Activity or

City or Other Precise Location of Real Property

FAIR MARKET VALUE

IF APPLICABLE, LIST DATE:

☐ \$2,000 - \$10,000☐ \$10,001 - \$100,000☐ \$100,001 - \$1,000,000☐ Over \$1,000,000

____/____/19

ACQUIRED

____/____/19

DISPOSED

NATURE OF INTEREST

☐ Property Ownership/Deed of Trust☐ Stock☐ Partnership☐ Leasehold

Yrs. remaining

☐ Other☐ Check box if additional schedules reporting investments or real property are attached

Comments: _____

SCHEDULE A-2

Investments, Income, and Assets of Business Entities/Trusts

(Ownership Interest is 10% or Greater)

CALIFORNIA FORM	700
FAIR POLITICAL PRACTICES COMMISSION	
Name	
Swig, Jr, Richard Lewis	

▶ 1. BUSINESS ENTITY OR TRUST

Richard L. Swig, Jr. Trust (CONTINUATION)

Name

Address (Business Address Acceptable)

Check one

☐ Trust, go to 2 ☐ Business Entity, complete the box, then go to 2
GENERAL DESCRIPTION OF THIS BUSINESS

FAIR MARKET VALUE

IF APPLICABLE, LIST DATE:

☐ \$0 - \$1,999☐ \$2,000 - \$10,000☐ \$10,001 - \$100,000☐ \$100,001 - \$1,000,000☐ Over \$1,000,000
 ____/____/19
 ACQUIRED

 ____/____/19
 DISPOSED

NATURE OF INVESTMENT

☐ Partnership☐ Sole Proprietorship☐ Other

YOUR BUSINESS POSITION

▶ 2. IDENTIFY THE GROSS INCOME RECEIVED (INCLUDE YOUR PRO RATA SHARE OF THE GROSS INCOME TO THE ENTITY/TRUST)☐ \$0 - \$499☐ \$10,001 - \$100,000☐ \$500 - \$1,000☐ OVER \$100,000☐ \$1,001 - \$10,000**▶ 3. LIST THE NAME OF EACH REPORTABLE SINGLE SOURCE OF INCOME OF \$10,000 OR MORE** (Attach a separate sheet if necessary.)☐ None or ☐ Names listed below**▶ 4. INVESTMENTS AND INTERESTS IN REAL PROPERTY HELD OR LEASED BY THE BUSINESS ENTITY OR TRUST**

Check one box:

☒ INVESTMENT☐ REAL PROPERTY

Heineken Hldg

Name of Business Entity, if Investment, or

Assessor's Parcel Number or Street Address of Real Property

Beverages

Description of Business Activity or

City or Other Precise Location of Real Property

FAIR MARKET VALUE

IF APPLICABLE, LIST DATE:

☐ \$2,000 - \$10,000☐ \$10,001 - \$100,000☒ \$100,001 - \$1,000,000☐ Over \$1,000,000
 ____/____/19
 ACQUIRED

 ____/____/19
 DISPOSED

NATURE OF INTEREST

☐ Property Ownership/Deed of Trust☒ Stock☐ Partnership☐ Leasehold

Yrs. remaining

☐ Other☒ Check box if additional schedules reporting investments or real property are attached**▶ 1. BUSINESS ENTITY OR TRUST**

Name

Address (Business Address Acceptable)

Check one

☐ Trust, go to 2 ☐ Business Entity, complete the box, then go to 2
GENERAL DESCRIPTION OF THIS BUSINESS

FAIR MARKET VALUE

IF APPLICABLE, LIST DATE:

☐ \$0 - \$1,999☐ \$2,000 - \$10,000☐ \$10,001 - \$100,000☐ \$100,001 - \$1,000,000☐ Over \$1,000,000
 ____/____/19
 ACQUIRED

 ____/____/19
 DISPOSED

NATURE OF INVESTMENT

☐ Partnership☐ Sole Proprietorship☐ Other

YOUR BUSINESS POSITION

▶ 2. IDENTIFY THE GROSS INCOME RECEIVED (INCLUDE YOUR PRO RATA SHARE OF THE GROSS INCOME TO THE ENTITY/TRUST)☐ \$0 - \$499☐ \$10,001 - \$100,000☐ \$500 - \$1,000☐ OVER \$100,000☐ \$1,001 - \$10,000**▶ 3. LIST THE NAME OF EACH REPORTABLE SINGLE SOURCE OF INCOME OF \$10,000 OR MORE** (Attach a separate sheet if necessary.)☐ None or ☐ Names listed below**▶ 4. INVESTMENTS AND INTERESTS IN REAL PROPERTY HELD OR LEASED BY THE BUSINESS ENTITY OR TRUST**

Check one box:

☐ INVESTMENT☐ REAL PROPERTY

Name of Business Entity, if Investment, or

Assessor's Parcel Number or Street Address of Real Property

Description of Business Activity or

City or Other Precise Location of Real Property

FAIR MARKET VALUE

IF APPLICABLE, LIST DATE:

☐ \$2,000 - \$10,000☐ \$10,001 - \$100,000☐ \$100,001 - \$1,000,000☐ Over \$1,000,000
 ____/____/19
 ACQUIRED

 ____/____/19
 DISPOSED

NATURE OF INTEREST

☐ Property Ownership/Deed of Trust☐ Stock☐ Partnership☐ Leasehold

Yrs. remaining

☐ Other☐ Check box if additional schedules reporting investments or real property are attached

Comments:

SCHEDULE A-2

Investments, Income, and Assets of Business Entities/Trusts

(Ownership Interest is 10% or Greater)

CALIFORNIA FORM	700
FAIR POLITICAL PRACTICES COMMISSION	
Name	
Swig, Jr, Richard Lewis	

▶ 1. BUSINESS ENTITY OR TRUST

Richard L. Swig, Jr. Trust (CONTINUATION)

Name

Address (Business Address Acceptable)

Check one

☐ Trust, go to 2 ☐ Business Entity, complete the box, then go to 2
GENERAL DESCRIPTION OF THIS BUSINESS

FAIR MARKET VALUE

IF APPLICABLE, LIST DATE:

☐ \$0 - \$1,999☐ \$2,000 - \$10,000☐ \$10,001 - \$100,000☐ \$100,001 - \$1,000,000☐ Over \$1,000,000
 ____/____/19
 ACQUIRED

 ____/____/19
 DISPOSED

NATURE OF INVESTMENT

☐ Partnership☐ Sole Proprietorship☐ Other

YOUR BUSINESS POSITION

▶ 2. IDENTIFY THE GROSS INCOME RECEIVED (INCLUDE YOUR PRO RATA SHARE OF THE GROSS INCOME TO THE ENTITY/TRUST)☐ \$0 - \$499☐ \$10,001 - \$100,000☐ \$500 - \$1,000☐ OVER \$100,000☐ \$1,001 - \$10,000**▶ 3. LIST THE NAME OF EACH REPORTABLE SINGLE SOURCE OF INCOME OF \$10,000 OR MORE (Attach a separate sheet if necessary.)**☐ None or ☐ Names listed below**▶ 4. INVESTMENTS AND INTERESTS IN REAL PROPERTY HELD OR LEASED BY THE BUSINESS ENTITY OR TRUST**

Check one box:

☒ INVESTMENT☐ REAL PROPERTY

Innocent Bystanders II, LLC

Name of Business Entity, if Investment, or
Assessor's Parcel Number or Street Address of Real Property

Real estate

Description of Business Activity or
City or Other Precise Location of Real Property

FAIR MARKET VALUE

IF APPLICABLE, LIST DATE:

☐ \$2,000 - \$10,000☒ \$10,001 - \$100,000☐ \$100,001 - \$1,000,000☐ Over \$1,000,000
 ____/____/19
 ACQUIRED

 ____/____/19
 DISPOSED

NATURE OF INTEREST

☐ Property Ownership/Deed of Trust☐ Stock☐ Partnership☐ Leasehold

Yrs. remaining

☒ Other Limited Liability Company☒ Check box if additional schedules reporting investments or real property are attached**▶ 1. BUSINESS ENTITY OR TRUST**

Name

Address (Business Address Acceptable)

Check one

☐ Trust, go to 2 ☐ Business Entity, complete the box, then go to 2
GENERAL DESCRIPTION OF THIS BUSINESS

FAIR MARKET VALUE

IF APPLICABLE, LIST DATE:

☐ \$0 - \$1,999☐ \$2,000 - \$10,000☐ \$10,001 - \$100,000☐ \$100,001 - \$1,000,000☐ Over \$1,000,000
 ____/____/19
 ACQUIRED

 ____/____/19
 DISPOSED

NATURE OF INVESTMENT

☐ Partnership☐ Sole Proprietorship☐ Other

YOUR BUSINESS POSITION

▶ 2. IDENTIFY THE GROSS INCOME RECEIVED (INCLUDE YOUR PRO RATA SHARE OF THE GROSS INCOME TO THE ENTITY/TRUST)☐ \$0 - \$499☐ \$10,001 - \$100,000☐ \$500 - \$1,000☐ OVER \$100,000☐ \$1,001 - \$10,000**▶ 3. LIST THE NAME OF EACH REPORTABLE SINGLE SOURCE OF INCOME OF \$10,000 OR MORE (Attach a separate sheet if necessary.)**☐ None or ☐ Names listed below**▶ 4. INVESTMENTS AND INTERESTS IN REAL PROPERTY HELD OR LEASED BY THE BUSINESS ENTITY OR TRUST**

Check one box:

☐ INVESTMENT☐ REAL PROPERTYName of Business Entity, if Investment, or
Assessor's Parcel Number or Street Address of Real PropertyDescription of Business Activity or
City or Other Precise Location of Real Property

FAIR MARKET VALUE

IF APPLICABLE, LIST DATE:

☐ \$2,000 - \$10,000☐ \$10,001 - \$100,000☐ \$100,001 - \$1,000,000☐ Over \$1,000,000
 ____/____/19
 ACQUIRED

 ____/____/19
 DISPOSED

NATURE OF INTEREST

☐ Property Ownership/Deed of Trust☐ Stock☐ Partnership☐ Leasehold

Yrs. remaining

☐ Other☐ Check box if additional schedules reporting investments or real property are attached

Comments:

SCHEDULE A-2

Investments, Income, and Assets of Business Entities/Trusts

(Ownership Interest is 10% or Greater)

CALIFORNIA FORM	700
FAIR POLITICAL PRACTICES COMMISSION	
Name	
Swig, Jr, Richard Lewis	

▶ 1. BUSINESS ENTITY OR TRUST

Richard L. Swig, Jr. Trust (CONTINUATION)

Name

Address (Business Address Acceptable)

Check one

☐ Trust, go to 2 ☐ Business Entity, complete the box, then go to 2
GENERAL DESCRIPTION OF THIS BUSINESS

FAIR MARKET VALUE

IF APPLICABLE, LIST DATE:

☐ \$0 - \$1,999☐ \$2,000 - \$10,000☐ \$10,001 - \$100,000☐ \$100,001 - \$1,000,000☐ Over \$1,000,000
 ____/____/19
 ACQUIRED

 ____/____/19
 DISPOSED

NATURE OF INVESTMENT

☐ Partnership☐ Sole Proprietorship☐ Other

YOUR BUSINESS POSITION

▶ 2. IDENTIFY THE GROSS INCOME RECEIVED (INCLUDE YOUR PRO RATA SHARE OF THE GROSS INCOME TO THE ENTITY/TRUST)☐ \$0 - \$499☐ \$10,001 - \$100,000☐ \$500 - \$1,000☐ OVER \$100,000☐ \$1,001 - \$10,000**▶ 3. LIST THE NAME OF EACH REPORTABLE SINGLE SOURCE OF INCOME OF \$10,000 OR MORE (Attach a separate sheet if necessary.)**☐ None or ☐ Names listed below**▶ 4. INVESTMENTS AND INTERESTS IN REAL PROPERTY HELD OR LEASED BY THE BUSINESS ENTITY OR TRUST**

Check one box:

☒ INVESTMENT☐ REAL PROPERTY

Innocent Bystanders, LLC

Name of Business Entity, if Investment, or
Assessor's Parcel Number or Street Address of Real Property

Real estate

Description of Business Activity or
City or Other Precise Location of Real Property

FAIR MARKET VALUE

IF APPLICABLE, LIST DATE:

☐ \$2,000 - \$10,000☒ \$10,001 - \$100,000☐ \$100,001 - \$1,000,000☐ Over \$1,000,000
 ____/____/19
 ACQUIRED

 ____/____/19
 DISPOSED

NATURE OF INTEREST

☐ Property Ownership/Deed of Trust☐ Stock☐ Partnership☐ Leasehold

Yrs. remaining

☒ Other Limited Liability Company☒ Check box if additional schedules reporting investments or real property are attached**▶ 1. BUSINESS ENTITY OR TRUST**

Name

Address (Business Address Acceptable)

Check one

☐ Trust, go to 2 ☐ Business Entity, complete the box, then go to 2
GENERAL DESCRIPTION OF THIS BUSINESS

FAIR MARKET VALUE

IF APPLICABLE, LIST DATE:

☐ \$0 - \$1,999☐ \$2,000 - \$10,000☐ \$10,001 - \$100,000☐ \$100,001 - \$1,000,000☐ Over \$1,000,000
 ____/____/19
 ACQUIRED

 ____/____/19
 DISPOSED

NATURE OF INVESTMENT

☐ Partnership☐ Sole Proprietorship☐ Other

YOUR BUSINESS POSITION

▶ 2. IDENTIFY THE GROSS INCOME RECEIVED (INCLUDE YOUR PRO RATA SHARE OF THE GROSS INCOME TO THE ENTITY/TRUST)☐ \$0 - \$499☐ \$10,001 - \$100,000☐ \$500 - \$1,000☐ OVER \$100,000☐ \$1,001 - \$10,000**▶ 3. LIST THE NAME OF EACH REPORTABLE SINGLE SOURCE OF INCOME OF \$10,000 OR MORE (Attach a separate sheet if necessary.)**☐ None or ☐ Names listed below**▶ 4. INVESTMENTS AND INTERESTS IN REAL PROPERTY HELD OR LEASED BY THE BUSINESS ENTITY OR TRUST**

Check one box:

☐ INVESTMENT☐ REAL PROPERTYName of Business Entity, if Investment, or
Assessor's Parcel Number or Street Address of Real PropertyDescription of Business Activity or
City or Other Precise Location of Real Property

FAIR MARKET VALUE

IF APPLICABLE, LIST DATE:

☐ \$2,000 - \$10,000☐ \$10,001 - \$100,000☐ \$100,001 - \$1,000,000☐ Over \$1,000,000
 ____/____/19
 ACQUIRED

 ____/____/19
 DISPOSED

NATURE OF INTEREST

☐ Property Ownership/Deed of Trust☐ Stock☐ Partnership☐ Leasehold

Yrs. remaining

☐ Other☐ Check box if additional schedules reporting investments or real property are attached

Comments:

SCHEDULE A-2

Investments, Income, and Assets of Business Entities/Trusts

(Ownership Interest is 10% or Greater)

CALIFORNIA FORM	700
FAIR POLITICAL PRACTICES COMMISSION	
Name	
Swig, Jr, Richard Lewis	

▶ 1. BUSINESS ENTITY OR TRUST

Richard L. Swig, Jr. Trust (CONTINUATION)

Name

Address (Business Address Acceptable)

Check one

☐ Trust, go to 2 ☐ Business Entity, complete the box, then go to 2
GENERAL DESCRIPTION OF THIS BUSINESS

FAIR MARKET VALUE

IF APPLICABLE, LIST DATE:

☐ \$0 - \$1,999☐ \$2,000 - \$10,000☐ \$10,001 - \$100,000☐ \$100,001 - \$1,000,000☐ Over \$1,000,000
 ____/____/19
 ACQUIRED

 ____/____/19
 DISPOSED

NATURE OF INVESTMENT

☐ Partnership☐ Sole Proprietorship☐ Other

YOUR BUSINESS POSITION

▶ 2. IDENTIFY THE GROSS INCOME RECEIVED (INCLUDE YOUR PRO RATA SHARE OF THE GROSS INCOME TO THE ENTITY/TRUST)☐ \$0 - \$499☐ \$10,001 - \$100,000☐ \$500 - \$1,000☐ OVER \$100,000☐ \$1,001 - \$10,000**▶ 3. LIST THE NAME OF EACH REPORTABLE SINGLE SOURCE OF INCOME OF \$10,000 OR MORE (Attach a separate sheet if necessary.)**☐ None or ☐ Names listed below**▶ 4. INVESTMENTS AND INTERESTS IN REAL PROPERTY HELD OR LEASED BY THE BUSINESS ENTITY OR TRUST**

Check one box:

☒ INVESTMENT☐ REAL PROPERTY

Innocent Bystanders IV, LLC

Name of Business Entity, if Investment, or
Assessor's Parcel Number or Street Address of Real Property

Real estate

Description of Business Activity or
City or Other Precise Location of Real Property

FAIR MARKET VALUE

IF APPLICABLE, LIST DATE:

☐ \$2,000 - \$10,000☐ \$10,001 - \$100,000☒ \$100,001 - \$1,000,000☐ Over \$1,000,000
 ____/____/19
 ACQUIRED

 ____/____/19
 DISPOSED

NATURE OF INTEREST

☐ Property Ownership/Deed of Trust☐ Stock☐ Partnership☐ Leasehold

Yrs. remaining

☒ Other Limited Liability Company☒ Check box if additional schedules reporting investments or real property are attached**▶ 1. BUSINESS ENTITY OR TRUST**

Name

Address (Business Address Acceptable)

Check one

☐ Trust, go to 2 ☐ Business Entity, complete the box, then go to 2
GENERAL DESCRIPTION OF THIS BUSINESS

FAIR MARKET VALUE

IF APPLICABLE, LIST DATE:

☐ \$0 - \$1,999☐ \$2,000 - \$10,000☐ \$10,001 - \$100,000☐ \$100,001 - \$1,000,000☐ Over \$1,000,000
 ____/____/19
 ACQUIRED

 ____/____/19
 DISPOSED

NATURE OF INVESTMENT

☐ Partnership☐ Sole Proprietorship☐ Other

YOUR BUSINESS POSITION

▶ 2. IDENTIFY THE GROSS INCOME RECEIVED (INCLUDE YOUR PRO RATA SHARE OF THE GROSS INCOME TO THE ENTITY/TRUST)☐ \$0 - \$499☐ \$10,001 - \$100,000☐ \$500 - \$1,000☐ OVER \$100,000☐ \$1,001 - \$10,000**▶ 3. LIST THE NAME OF EACH REPORTABLE SINGLE SOURCE OF INCOME OF \$10,000 OR MORE (Attach a separate sheet if necessary.)**☐ None or ☐ Names listed below**▶ 4. INVESTMENTS AND INTERESTS IN REAL PROPERTY HELD OR LEASED BY THE BUSINESS ENTITY OR TRUST**

Check one box:

☐ INVESTMENT☐ REAL PROPERTYName of Business Entity, if Investment, or
Assessor's Parcel Number or Street Address of Real PropertyDescription of Business Activity or
City or Other Precise Location of Real Property

FAIR MARKET VALUE

IF APPLICABLE, LIST DATE:

☐ \$2,000 - \$10,000☐ \$10,001 - \$100,000☐ \$100,001 - \$1,000,000☐ Over \$1,000,000
 ____/____/19
 ACQUIRED

 ____/____/19
 DISPOSED

NATURE OF INTEREST

☐ Property Ownership/Deed of Trust☐ Stock☐ Partnership☐ Leasehold

Yrs. remaining

☐ Other☐ Check box if additional schedules reporting investments or real property are attached

Comments:

SCHEDULE A-2

Investments, Income, and Assets of Business Entities/Trusts

(Ownership Interest is 10% or Greater)

CALIFORNIA FORM	700
FAIR POLITICAL PRACTICES COMMISSION	
Name	
Swig, Jr, Richard Lewis	

▶ 1. BUSINESS ENTITY OR TRUST

Richard L. Swig, Jr. Trust (CONTINUATION)

Name

Address (Business Address Acceptable)

Check one

☐ Trust, go to 2 ☐ Business Entity, complete the box, then go to 2
GENERAL DESCRIPTION OF THIS BUSINESS

FAIR MARKET VALUE

IF APPLICABLE, LIST DATE:

☐ \$0 - \$1,999☐ \$2,000 - \$10,000☐ \$10,001 - \$100,000☐ \$100,001 - \$1,000,000☐ Over \$1,000,000
 ____/____/19
 ACQUIRED

 ____/____/19
 DISPOSED

NATURE OF INVESTMENT

☐ Partnership☐ Sole Proprietorship☐ Other

YOUR BUSINESS POSITION

▶ 2. IDENTIFY THE GROSS INCOME RECEIVED (INCLUDE YOUR PRO RATA SHARE OF THE GROSS INCOME TO THE ENTITY/TRUST)☐ \$0 - \$499☐ \$10,001 - \$100,000☐ \$500 - \$1,000☐ OVER \$100,000☐ \$1,001 - \$10,000**▶ 3. LIST THE NAME OF EACH REPORTABLE SINGLE SOURCE OF INCOME OF \$10,000 OR MORE (Attach a separate sheet if necessary.)**☐ None or ☐ Names listed below**▶ 4. INVESTMENTS AND INTERESTS IN REAL PROPERTY HELD OR LEASED BY THE BUSINESS ENTITY OR TRUST**

Check one box:

☒ INVESTMENT☐ REAL PROPERTY

Innocent Bystanders V, LLC

Name of Business Entity, if Investment, or
Assessor's Parcel Number or Street Address of Real Property

Real estate

Description of Business Activity or
City or Other Precise Location of Real Property

FAIR MARKET VALUE

IF APPLICABLE, LIST DATE:

☐ \$2,000 - \$10,000☐ \$10,001 - \$100,000☒ \$100,001 - \$1,000,000☐ Over \$1,000,000
 ____/____/19
 ACQUIRED

 ____/____/19
 DISPOSED

NATURE OF INTEREST

☐ Property Ownership/Deed of Trust☐ Stock☐ Partnership☐ Leasehold

Yrs. remaining

☒ Other Limited Liability Company☒ Check box if additional schedules reporting investments or real property are attached**▶ 1. BUSINESS ENTITY OR TRUST**

Name

Address (Business Address Acceptable)

Check one

☐ Trust, go to 2 ☐ Business Entity, complete the box, then go to 2
GENERAL DESCRIPTION OF THIS BUSINESS

FAIR MARKET VALUE

IF APPLICABLE, LIST DATE:

☐ \$0 - \$1,999☐ \$2,000 - \$10,000☐ \$10,001 - \$100,000☐ \$100,001 - \$1,000,000☐ Over \$1,000,000
 ____/____/19
 ACQUIRED

 ____/____/19
 DISPOSED

NATURE OF INVESTMENT

☐ Partnership☐ Sole Proprietorship☐ Other

YOUR BUSINESS POSITION

▶ 2. IDENTIFY THE GROSS INCOME RECEIVED (INCLUDE YOUR PRO RATA SHARE OF THE GROSS INCOME TO THE ENTITY/TRUST)☐ \$0 - \$499☐ \$10,001 - \$100,000☐ \$500 - \$1,000☐ OVER \$100,000☐ \$1,001 - \$10,000**▶ 3. LIST THE NAME OF EACH REPORTABLE SINGLE SOURCE OF INCOME OF \$10,000 OR MORE (Attach a separate sheet if necessary.)**☐ None or ☐ Names listed below**▶ 4. INVESTMENTS AND INTERESTS IN REAL PROPERTY HELD OR LEASED BY THE BUSINESS ENTITY OR TRUST**

Check one box:

☐ INVESTMENT☐ REAL PROPERTYName of Business Entity, if Investment, or
Assessor's Parcel Number or Street Address of Real PropertyDescription of Business Activity or
City or Other Precise Location of Real Property

FAIR MARKET VALUE

IF APPLICABLE, LIST DATE:

☐ \$2,000 - \$10,000☐ \$10,001 - \$100,000☐ \$100,001 - \$1,000,000☐ Over \$1,000,000
 ____/____/19
 ACQUIRED

 ____/____/19
 DISPOSED

NATURE OF INTEREST

☐ Property Ownership/Deed of Trust☐ Stock☐ Partnership☐ Leasehold

Yrs. remaining

☐ Other☐ Check box if additional schedules reporting investments or real property are attached

Comments:

SCHEDULE A-2

Investments, Income, and Assets of Business Entities/Trusts

(Ownership Interest is 10% or Greater)

CALIFORNIA FORM	700
<small>FAIR POLITICAL PRACTICES COMMISSION</small>	
Name	
Swig, Jr, Richard Lewis	

▶ 1. BUSINESS ENTITY OR TRUST

Richard L. Swig, Jr. Trust (CONTINUATION)

Name

Address (Business Address Acceptable)

Check one

☐ Trust, go to 2 ☐ Business Entity, complete the box, then go to 2
GENERAL DESCRIPTION OF THIS BUSINESS

FAIR MARKET VALUE

IF APPLICABLE, LIST DATE:

☐ \$0 - \$1,999☐ \$2,000 - \$10,000☐ \$10,001 - \$100,000☐ \$100,001 - \$1,000,000☐ Over \$1,000,000

____/____/19

ACQUIRED

____/____/19

DISPOSED

NATURE OF INVESTMENT

☐ Partnership☐ Sole Proprietorship☐ _____

Other

YOUR BUSINESS POSITION _____

▶ 1. BUSINESS ENTITY OR TRUST

Name

Address (Business Address Acceptable)

Check one

☐ Trust, go to 2 ☐ Business Entity, complete the box, then go to 2
GENERAL DESCRIPTION OF THIS BUSINESS

FAIR MARKET VALUE

IF APPLICABLE, LIST DATE:

☐ \$0 - \$1,999☐ \$2,000 - \$10,000☐ \$10,001 - \$100,000☐ \$100,001 - \$1,000,000☐ Over \$1,000,000

____/____/19

ACQUIRED

____/____/19

DISPOSED

NATURE OF INVESTMENT

☐ Partnership☐ Sole Proprietorship☐ _____

Other

YOUR BUSINESS POSITION _____

▶ 2. IDENTIFY THE GROSS INCOME RECEIVED (INCLUDE YOUR PRO RATA SHARE OF THE GROSS INCOME TO THE ENTITY/TRUST)☐ \$0 - \$499☐ \$10,001 - \$100,000☐ \$500 - \$1,000☐ OVER \$100,000☐ \$1,001 - \$10,000**▶ 2. IDENTIFY THE GROSS INCOME RECEIVED (INCLUDE YOUR PRO RATA SHARE OF THE GROSS INCOME TO THE ENTITY/TRUST)**☐ \$0 - \$499☐ \$10,001 - \$100,000☐ \$500 - \$1,000☐ OVER \$100,000☐ \$1,001 - \$10,000**▶ 3. LIST THE NAME OF EACH REPORTABLE SINGLE SOURCE OF INCOME OF \$10,000 OR MORE (Attach a separate sheet if necessary.)**☐ None or ☐ Names listed below**▶ 3. LIST THE NAME OF EACH REPORTABLE SINGLE SOURCE OF INCOME OF \$10,000 OR MORE (Attach a separate sheet if necessary.)**☐ None or ☐ Names listed below**▶ 4. INVESTMENTS AND INTERESTS IN REAL PROPERTY HELD OR LEASED BY THE BUSINESS ENTITY OR TRUST**

Check one box:

☒ INVESTMENT☐ REAL PROPERTY

JC Decaux SA

Name of Business Entity, if Investment, or

Assessor's Parcel Number or Street Address of Real Property

Advertising

Description of Business Activity or

City or Other Precise Location of Real Property

FAIR MARKET VALUE

IF APPLICABLE, LIST DATE:

☐ \$2,000 - \$10,000☒ \$10,001 - \$100,000☐ \$100,001 - \$1,000,000☐ Over \$1,000,000

____/____/19

ACQUIRED

____/____/19

DISPOSED

NATURE OF INTEREST

☐ Property Ownership/Deed of Trust☒ Stock☐ Partnership☐ Leasehold

Yrs. remaining

☐ Other☒ Check box if additional schedules reporting investments or real property are attached**▶ 4. INVESTMENTS AND INTERESTS IN REAL PROPERTY HELD OR LEASED BY THE BUSINESS ENTITY OR TRUST**

Check one box:

☐ INVESTMENT☐ REAL PROPERTY

Name of Business Entity, if Investment, or

Assessor's Parcel Number or Street Address of Real Property

Description of Business Activity or

City or Other Precise Location of Real Property

FAIR MARKET VALUE

IF APPLICABLE, LIST DATE:

☐ \$2,000 - \$10,000☐ \$10,001 - \$100,000☐ \$100,001 - \$1,000,000☐ Over \$1,000,000

____/____/19

ACQUIRED

____/____/19

DISPOSED

NATURE OF INTEREST

☐ Property Ownership/Deed of Trust☐ Stock☐ Partnership☐ Leasehold

Yrs. remaining

☐ Other☐ Check box if additional schedules reporting investments or real property are attached

Comments: _____

SCHEDULE A-2

Investments, Income, and Assets of Business Entities/Trusts

(Ownership Interest is 10% or Greater)

CALIFORNIA FORM	700
FAIR POLITICAL PRACTICES COMMISSION	
Name	
Swig, Jr, Richard Lewis	

▶ 1. BUSINESS ENTITY OR TRUST

Richard L. Swig, Jr. Trust (CONTINUATION)

Name

Address (Business Address Acceptable)

Check one

☐ Trust, go to 2 ☐ Business Entity, complete the box, then go to 2
GENERAL DESCRIPTION OF THIS BUSINESS

FAIR MARKET VALUE

IF APPLICABLE, LIST DATE:

☐ \$0 - \$1,999☐ \$2,000 - \$10,000☐ \$10,001 - \$100,000☐ \$100,001 - \$1,000,000☐ Over \$1,000,000
 ____/____/19
 ACQUIRED

 ____/____/19
 DISPOSED

NATURE OF INVESTMENT

☐ Partnership☐ Sole Proprietorship☐ Other

YOUR BUSINESS POSITION

▶ 2. IDENTIFY THE GROSS INCOME RECEIVED (INCLUDE YOUR PRO RATA SHARE OF THE GROSS INCOME TO THE ENTITY/TRUST)☐ \$0 - \$499☐ \$10,001 - \$100,000☐ \$500 - \$1,000☐ OVER \$100,000☐ \$1,001 - \$10,000**▶ 3. LIST THE NAME OF EACH REPORTABLE SINGLE SOURCE OF INCOME OF \$10,000 OR MORE** (Attach a separate sheet if necessary.)☐ None or ☐ Names listed below**▶ 4. INVESTMENTS AND INTERESTS IN REAL PROPERTY HELD OR LEASED BY THE BUSINESS ENTITY OR TRUST**

Check one box:

☒ INVESTMENT☐ REAL PROPERTY

Martin Marietta Material Inc.

Name of Business Entity, if Investment, or
Assessor's Parcel Number or Street Address of Real Property

Building materials

Description of Business Activity or

City or Other Precise Location of Real Property

FAIR MARKET VALUE

IF APPLICABLE, LIST DATE:

☐ \$2,000 - \$10,000☐ \$10,001 - \$100,000☒ \$100,001 - \$1,000,000☐ Over \$1,000,000
 ____/____/19
 ACQUIRED

 ____/____/19
 DISPOSED

NATURE OF INTEREST

☐ Property Ownership/Deed of Trust☒ Stock☐ Partnership☐ Leasehold

Yrs. remaining

☐ Other☒ Check box if additional schedules reporting investments or real property are attached**▶ 1. BUSINESS ENTITY OR TRUST**

Name

Address (Business Address Acceptable)

Check one

☐ Trust, go to 2 ☐ Business Entity, complete the box, then go to 2
GENERAL DESCRIPTION OF THIS BUSINESS

FAIR MARKET VALUE

IF APPLICABLE, LIST DATE:

☐ \$0 - \$1,999☐ \$2,000 - \$10,000☐ \$10,001 - \$100,000☐ \$100,001 - \$1,000,000☐ Over \$1,000,000
 ____/____/19
 ACQUIRED

 ____/____/19
 DISPOSED

NATURE OF INVESTMENT

☐ Partnership☐ Sole Proprietorship☐ Other

YOUR BUSINESS POSITION

▶ 2. IDENTIFY THE GROSS INCOME RECEIVED (INCLUDE YOUR PRO RATA SHARE OF THE GROSS INCOME TO THE ENTITY/TRUST)☐ \$0 - \$499☐ \$10,001 - \$100,000☐ \$500 - \$1,000☐ OVER \$100,000☐ \$1,001 - \$10,000**▶ 3. LIST THE NAME OF EACH REPORTABLE SINGLE SOURCE OF INCOME OF \$10,000 OR MORE** (Attach a separate sheet if necessary.)☐ None or ☐ Names listed below**▶ 4. INVESTMENTS AND INTERESTS IN REAL PROPERTY HELD OR LEASED BY THE BUSINESS ENTITY OR TRUST**

Check one box:

☐ INVESTMENT☐ REAL PROPERTYName of Business Entity, if Investment, or
Assessor's Parcel Number or Street Address of Real Property

Description of Business Activity or

City or Other Precise Location of Real Property

FAIR MARKET VALUE

IF APPLICABLE, LIST DATE:

☐ \$2,000 - \$10,000☐ \$10,001 - \$100,000☐ \$100,001 - \$1,000,000☐ Over \$1,000,000
 ____/____/19
 ACQUIRED

 ____/____/19
 DISPOSED

NATURE OF INTEREST

☐ Property Ownership/Deed of Trust☐ Stock☐ Partnership☐ Leasehold

Yrs. remaining

☐ Other☐ Check box if additional schedules reporting investments or real property are attached

Comments:

SCHEDULE A-2

Investments, Income, and Assets of Business Entities/Trusts

(Ownership Interest is 10% or Greater)

CALIFORNIA FORM	700
FAIR POLITICAL PRACTICES COMMISSION	
Name	
Swig, Jr, Richard Lewis	

▶ 1. BUSINESS ENTITY OR TRUST

Richard L. Swig, Jr. Trust (CONTINUATION)

Name

Address (Business Address Acceptable)

Check one

☐ Trust, go to 2 ☐ Business Entity, complete the box, then go to 2
GENERAL DESCRIPTION OF THIS BUSINESS

FAIR MARKET VALUE

IF APPLICABLE, LIST DATE:

☐ \$0 - \$1,999☐ \$2,000 - \$10,000☐ \$10,001 - \$100,000☐ \$100,001 - \$1,000,000☐ Over \$1,000,000
 ____/____/19
 ACQUIRED

 ____/____/19
 DISPOSED

NATURE OF INVESTMENT

☐ Partnership☐ Sole Proprietorship☐ Other

YOUR BUSINESS POSITION

▶ 2. IDENTIFY THE GROSS INCOME RECEIVED (INCLUDE YOUR PRO RATA SHARE OF THE GROSS INCOME TO THE ENTITY/TRUST)☐ \$0 - \$499☐ \$10,001 - \$100,000☐ \$500 - \$1,000☐ OVER \$100,000☐ \$1,001 - \$10,000**▶ 3. LIST THE NAME OF EACH REPORTABLE SINGLE SOURCE OF INCOME OF \$10,000 OR MORE** (Attach a separate sheet if necessary.)☐ None or ☐ Names listed below**▶ 4. INVESTMENTS AND INTERESTS IN REAL PROPERTY HELD OR LEASED BY THE BUSINESS ENTITY OR TRUST**

Check one box:

☒ INVESTMENT☐ REAL PROPERTY

Mastercard Inc.

Name of Business Entity, if Investment, or
Assessor's Parcel Number or Street Address of Real Property

Credit cards

Description of Business Activity or

City or Other Precise Location of Real Property

FAIR MARKET VALUE

IF APPLICABLE, LIST DATE:

☐ \$2,000 - \$10,000☐ \$10,001 - \$100,000☒ \$100,001 - \$1,000,000☐ Over \$1,000,000
 ____/____/19
 ACQUIRED

 ____/____/19
 DISPOSED

NATURE OF INTEREST

☐ Property Ownership/Deed of Trust☒ Stock☐ Partnership☐ Leasehold

Yrs. remaining

☐ Other☒ Check box if additional schedules reporting investments or real property are attached**▶ 1. BUSINESS ENTITY OR TRUST**

Name

Address (Business Address Acceptable)

Check one

☐ Trust, go to 2 ☐ Business Entity, complete the box, then go to 2
GENERAL DESCRIPTION OF THIS BUSINESS

FAIR MARKET VALUE

IF APPLICABLE, LIST DATE:

☐ \$0 - \$1,999☐ \$2,000 - \$10,000☐ \$10,001 - \$100,000☐ \$100,001 - \$1,000,000☐ Over \$1,000,000
 ____/____/19
 ACQUIRED

 ____/____/19
 DISPOSED

NATURE OF INVESTMENT

☐ Partnership☐ Sole Proprietorship☐ Other

YOUR BUSINESS POSITION

▶ 2. IDENTIFY THE GROSS INCOME RECEIVED (INCLUDE YOUR PRO RATA SHARE OF THE GROSS INCOME TO THE ENTITY/TRUST)☐ \$0 - \$499☐ \$10,001 - \$100,000☐ \$500 - \$1,000☐ OVER \$100,000☐ \$1,001 - \$10,000**▶ 3. LIST THE NAME OF EACH REPORTABLE SINGLE SOURCE OF INCOME OF \$10,000 OR MORE** (Attach a separate sheet if necessary.)☐ None or ☐ Names listed below**▶ 4. INVESTMENTS AND INTERESTS IN REAL PROPERTY HELD OR LEASED BY THE BUSINESS ENTITY OR TRUST**

Check one box:

☐ INVESTMENT☐ REAL PROPERTYName of Business Entity, if Investment, or
Assessor's Parcel Number or Street Address of Real Property

Description of Business Activity or

City or Other Precise Location of Real Property

FAIR MARKET VALUE

IF APPLICABLE, LIST DATE:

☐ \$2,000 - \$10,000☐ \$10,001 - \$100,000☐ \$100,001 - \$1,000,000☐ Over \$1,000,000
 ____/____/19
 ACQUIRED

 ____/____/19
 DISPOSED

NATURE OF INTEREST

☐ Property Ownership/Deed of Trust☐ Stock☐ Partnership☐ Leasehold

Yrs. remaining

☐ Other☐ Check box if additional schedules reporting investments or real property are attached

Comments:

SCHEDULE A-2

Investments, Income, and Assets of Business Entities/Trusts

(Ownership Interest is 10% or Greater)

CALIFORNIA FORM	700
FAIR POLITICAL PRACTICES COMMISSION	
Name	
Swig, Jr, Richard Lewis	

▶ 1. BUSINESS ENTITY OR TRUST

Richard L. Swig, Jr. Trust (CONTINUATION)

Name

Address (Business Address Acceptable)

Check one

☐ Trust, go to 2 ☐ Business Entity, complete the box, then go to 2
GENERAL DESCRIPTION OF THIS BUSINESS

FAIR MARKET VALUE

IF APPLICABLE, LIST DATE:

☐ \$0 - \$1,999☐ \$2,000 - \$10,000☐ \$10,001 - \$100,000☐ \$100,001 - \$1,000,000☐ Over \$1,000,000
 ____/____/19
 ACQUIRED

 ____/____/19
 DISPOSED

NATURE OF INVESTMENT

☐ Partnership☐ Sole Proprietorship☐ _____ Other

YOUR BUSINESS POSITION _____

▶ 2. IDENTIFY THE GROSS INCOME RECEIVED (INCLUDE YOUR PRO RATA SHARE OF THE GROSS INCOME TO THE ENTITY/TRUST)☐ \$0 - \$499☐ \$10,001 - \$100,000☐ \$500 - \$1,000☐ OVER \$100,000☐ \$1,001 - \$10,000**▶ 3. LIST THE NAME OF EACH REPORTABLE SINGLE SOURCE OF INCOME OF \$10,000 OR MORE (Attach a separate sheet if necessary.)**☐ None or ☐ Names listed below**▶ 4. INVESTMENTS AND INTERESTS IN REAL PROPERTY HELD OR LEASED BY THE BUSINESS ENTITY OR TRUST**

Check one box:

☒ INVESTMENT☐ REAL PROPERTY

Nestle SA

Name of Business Entity, if Investment, or
Assessor's Parcel Number or Street Address of Real Property

Food products

Description of Business Activity or

City or Other Precise Location of Real Property

FAIR MARKET VALUE

IF APPLICABLE, LIST DATE:

☐ \$2,000 - \$10,000☐ \$10,001 - \$100,000☒ \$100,001 - \$1,000,000☐ Over \$1,000,000
 ____/____/19
 ACQUIRED

 ____/____/19
 DISPOSED

NATURE OF INTEREST

☐ Property Ownership/Deed of Trust☒ Stock☐ Partnership☐ Leasehold _____
Yrs. remaining☐ Other _____☒ Check box if additional schedules reporting investments or real property are attached**▶ 1. BUSINESS ENTITY OR TRUST**

Name

Address (Business Address Acceptable)

Check one

☐ Trust, go to 2 ☐ Business Entity, complete the box, then go to 2
GENERAL DESCRIPTION OF THIS BUSINESS

FAIR MARKET VALUE

IF APPLICABLE, LIST DATE:

☐ \$0 - \$1,999☐ \$2,000 - \$10,000☐ \$10,001 - \$100,000☐ \$100,001 - \$1,000,000☐ Over \$1,000,000
 ____/____/19
 ACQUIRED

 ____/____/19
 DISPOSED

NATURE OF INVESTMENT

☐ Partnership☐ Sole Proprietorship☐ _____ Other

YOUR BUSINESS POSITION _____

▶ 2. IDENTIFY THE GROSS INCOME RECEIVED (INCLUDE YOUR PRO RATA SHARE OF THE GROSS INCOME TO THE ENTITY/TRUST)☐ \$0 - \$499☐ \$10,001 - \$100,000☐ \$500 - \$1,000☐ OVER \$100,000☐ \$1,001 - \$10,000**▶ 3. LIST THE NAME OF EACH REPORTABLE SINGLE SOURCE OF INCOME OF \$10,000 OR MORE (Attach a separate sheet if necessary.)**☐ None or ☐ Names listed below**▶ 4. INVESTMENTS AND INTERESTS IN REAL PROPERTY HELD OR LEASED BY THE BUSINESS ENTITY OR TRUST**

Check one box:

☐ INVESTMENT☐ REAL PROPERTYName of Business Entity, if Investment, or
Assessor's Parcel Number or Street Address of Real Property

Description of Business Activity or

City or Other Precise Location of Real Property

FAIR MARKET VALUE

IF APPLICABLE, LIST DATE:

☐ \$2,000 - \$10,000☐ \$10,001 - \$100,000☐ \$100,001 - \$1,000,000☐ Over \$1,000,000
 ____/____/19
 ACQUIRED

 ____/____/19
 DISPOSED

NATURE OF INTEREST

☐ Property Ownership/Deed of Trust☐ Stock☐ Partnership☐ Leasehold _____
Yrs. remaining☐ Other _____☐ Check box if additional schedules reporting investments or real property are attached

Comments: _____

SCHEDULE A-2

Investments, Income, and Assets of Business Entities/Trusts

(Ownership Interest is 10% or Greater)

CALIFORNIA FORM	700
<small>FAIR POLITICAL PRACTICES COMMISSION</small>	
Name	
Swig, Jr, Richard Lewis	

▶ 1. BUSINESS ENTITY OR TRUST

Richard L. Swig, Jr. Trust (CONTINUATION)

Name

Address (Business Address Acceptable)

Check one

☐ Trust, go to 2 ☐ Business Entity, complete the box, then go to 2
GENERAL DESCRIPTION OF THIS BUSINESS

FAIR MARKET VALUE

IF APPLICABLE, LIST DATE:

☐ \$0 - \$1,999☐ \$2,000 - \$10,000☐ \$10,001 - \$100,000☐ \$100,001 - \$1,000,000☐ Over \$1,000,000

____/____/19

ACQUIRED

____/____/19

DISPOSED

NATURE OF INVESTMENT

☐ Partnership☐ Sole Proprietorship☐ _____

Other

YOUR BUSINESS POSITION _____

▶ 2. IDENTIFY THE GROSS INCOME RECEIVED (INCLUDE YOUR PRO RATA SHARE OF THE GROSS INCOME TO THE ENTITY/TRUST)☐ \$0 - \$499☐ \$10,001 - \$100,000☐ \$500 - \$1,000☐ OVER \$100,000☐ \$1,001 - \$10,000**▶ 3. LIST THE NAME OF EACH REPORTABLE SINGLE SOURCE OF INCOME OF \$10,000 OR MORE (Attach a separate sheet if necessary.)**☐ None or ☐ Names listed below**▶ 4. INVESTMENTS AND INTERESTS IN REAL PROPERTY HELD OR LEASED BY THE BUSINESS ENTITY OR TRUST**

Check one box:

☒ INVESTMENT☐ REAL PROPERTY

Pernod Ricard

Name of Business Entity, if Investment, or

Assessor's Parcel Number or Street Address of Real Property

Beverages

Description of Business Activity or

City or Other Precise Location of Real Property

FAIR MARKET VALUE

IF APPLICABLE, LIST DATE:

☐ \$2,000 - \$10,000☐ \$10,001 - \$100,000☒ \$100,001 - \$1,000,000☐ Over \$1,000,000

____/____/19

ACQUIRED

____/____/19

DISPOSED

NATURE OF INTEREST

☐ Property Ownership/Deed of Trust☒ Stock☐ Partnership☐ Leasehold

____ Yrs. remaining

☐ Other☒ Check box if additional schedules reporting investments or real property are attached**▶ 1. BUSINESS ENTITY OR TRUST**

Name

Address (Business Address Acceptable)

Check one

☐ Trust, go to 2 ☐ Business Entity, complete the box, then go to 2
GENERAL DESCRIPTION OF THIS BUSINESS

FAIR MARKET VALUE

IF APPLICABLE, LIST DATE:

☐ \$0 - \$1,999☐ \$2,000 - \$10,000☐ \$10,001 - \$100,000☐ \$100,001 - \$1,000,000☐ Over \$1,000,000

____/____/19

ACQUIRED

____/____/19

DISPOSED

NATURE OF INVESTMENT

☐ Partnership☐ Sole Proprietorship☐ _____

Other

YOUR BUSINESS POSITION _____

▶ 2. IDENTIFY THE GROSS INCOME RECEIVED (INCLUDE YOUR PRO RATA SHARE OF THE GROSS INCOME TO THE ENTITY/TRUST)☐ \$0 - \$499☐ \$10,001 - \$100,000☐ \$500 - \$1,000☐ OVER \$100,000☐ \$1,001 - \$10,000**▶ 3. LIST THE NAME OF EACH REPORTABLE SINGLE SOURCE OF INCOME OF \$10,000 OR MORE (Attach a separate sheet if necessary.)**☐ None or ☐ Names listed below**▶ 4. INVESTMENTS AND INTERESTS IN REAL PROPERTY HELD OR LEASED BY THE BUSINESS ENTITY OR TRUST**

Check one box:

☐ INVESTMENT☐ REAL PROPERTY

Name of Business Entity, if Investment, or

Assessor's Parcel Number or Street Address of Real Property

Description of Business Activity or

City or Other Precise Location of Real Property

FAIR MARKET VALUE

IF APPLICABLE, LIST DATE:

☐ \$2,000 - \$10,000☐ \$10,001 - \$100,000☐ \$100,001 - \$1,000,000☐ Over \$1,000,000

____/____/19

ACQUIRED

____/____/19

DISPOSED

NATURE OF INTEREST

☐ Property Ownership/Deed of Trust☐ Stock☐ Partnership☐ Leasehold

____ Yrs. remaining

☐ Other☐ Check box if additional schedules reporting investments or real property are attached

Comments: _____

SCHEDULE A-2

Investments, Income, and Assets of Business Entities/Trusts

(Ownership Interest is 10% or Greater)

CALIFORNIA FORM	700
FAIR POLITICAL PRACTICES COMMISSION	
Name	
<u>Swig, Jr, Richard Lewis</u>	

▶ 1. BUSINESS ENTITY OR TRUST

Richard L. Swig, Jr. Trust (CONTINUATION)

Name

Address (Business Address Acceptable)

Check one

☐ Trust, go to 2 ☐ Business Entity, complete the box, then go to 2
GENERAL DESCRIPTION OF THIS BUSINESS

FAIR MARKET VALUE

IF APPLICABLE, LIST DATE:

☐ \$0 - \$1,999☐ \$2,000 - \$10,000☐ \$10,001 - \$100,000☐ \$100,001 - \$1,000,000☐ Over \$1,000,000
 ____/____/19
 ACQUIRED

 ____/____/19
 DISPOSED

NATURE OF INVESTMENT

☐ Partnership☐ Sole Proprietorship☐ _____ Other

YOUR BUSINESS POSITION _____

▶ 2. IDENTIFY THE GROSS INCOME RECEIVED (INCLUDE YOUR PRO RATA SHARE OF THE GROSS INCOME TO THE ENTITY/TRUST)☐ \$0 - \$499☐ \$10,001 - \$100,000☐ \$500 - \$1,000☐ OVER \$100,000☐ \$1,001 - \$10,000**▶ 3. LIST THE NAME OF EACH REPORTABLE SINGLE SOURCE OF INCOME OF \$10,000 OR MORE** (Attach a separate sheet if necessary.)☐ None or ☐ Names listed below**▶ 4. INVESTMENTS AND INTERESTS IN REAL PROPERTY HELD OR LEASED BY THE BUSINESS ENTITY OR TRUST**

Check one box:

☒ INVESTMENT☐ REAL PROPERTYPhilip Morris IntIName of Business Entity, if Investment, or
Assessor's Parcel Number or Street Address of Real PropertyCigarettes

Description of Business Activity or

City or Other Precise Location of Real Property

FAIR MARKET VALUE

IF APPLICABLE, LIST DATE:

☐ \$2,000 - \$10,000☐ \$10,001 - \$100,000☒ \$100,001 - \$1,000,000☐ Over \$1,000,000
 ____/____/19
 ACQUIRED

 ____/____/19
 DISPOSED

NATURE OF INTEREST

☐ Property Ownership/Deed of Trust☒ Stock☐ Partnership☐ Leasehold

Yrs. remaining

☐ Other☒ Check box if additional schedules reporting investments or real property are attached**▶ 1. BUSINESS ENTITY OR TRUST**

Name

Address (Business Address Acceptable)

Check one

☐ Trust, go to 2 ☐ Business Entity, complete the box, then go to 2
GENERAL DESCRIPTION OF THIS BUSINESS

FAIR MARKET VALUE

IF APPLICABLE, LIST DATE:

☐ \$0 - \$1,999☐ \$2,000 - \$10,000☐ \$10,001 - \$100,000☐ \$100,001 - \$1,000,000☐ Over \$1,000,000
 ____/____/19
 ACQUIRED

 ____/____/19
 DISPOSED

NATURE OF INVESTMENT

☐ Partnership☐ Sole Proprietorship☐ _____ Other

YOUR BUSINESS POSITION _____

▶ 2. IDENTIFY THE GROSS INCOME RECEIVED (INCLUDE YOUR PRO RATA SHARE OF THE GROSS INCOME TO THE ENTITY/TRUST)☐ \$0 - \$499☐ \$10,001 - \$100,000☐ \$500 - \$1,000☐ OVER \$100,000☐ \$1,001 - \$10,000**▶ 3. LIST THE NAME OF EACH REPORTABLE SINGLE SOURCE OF INCOME OF \$10,000 OR MORE** (Attach a separate sheet if necessary.)☐ None or ☐ Names listed below**▶ 4. INVESTMENTS AND INTERESTS IN REAL PROPERTY HELD OR LEASED BY THE BUSINESS ENTITY OR TRUST**

Check one box:

☐ INVESTMENT☐ REAL PROPERTYName of Business Entity, if Investment, or
Assessor's Parcel Number or Street Address of Real Property

Description of Business Activity or

City or Other Precise Location of Real Property

FAIR MARKET VALUE

IF APPLICABLE, LIST DATE:

☐ \$2,000 - \$10,000☐ \$10,001 - \$100,000☐ \$100,001 - \$1,000,000☐ Over \$1,000,000
 ____/____/19
 ACQUIRED

 ____/____/19
 DISPOSED

NATURE OF INTEREST

☐ Property Ownership/Deed of Trust☐ Stock☐ Partnership☐ Leasehold

Yrs. remaining

☐ Other☐ Check box if additional schedules reporting investments or real property are attached

Comments: _____

SCHEDULE A-2

Investments, Income, and Assets of Business Entities/Trusts

(Ownership Interest is 10% or Greater)

CALIFORNIA FORM	700
FAIR POLITICAL PRACTICES COMMISSION	
Name	
<u>Swig, Jr, Richard Lewis</u>	

▶ 1. BUSINESS ENTITY OR TRUST

Richard L. Swig, Jr. Trust (CONTINUATION)

Name

Address (Business Address Acceptable)

Check one

☐ Trust, go to 2 ☐ Business Entity, complete the box, then go to 2
GENERAL DESCRIPTION OF THIS BUSINESS

FAIR MARKET VALUE

IF APPLICABLE, LIST DATE:

☐ \$0 - \$1,999☐ \$2,000 - \$10,000☐ \$10,001 - \$100,000☐ \$100,001 - \$1,000,000☐ Over \$1,000,000
 ____/____/19
 ACQUIRED

 ____/____/19
 DISPOSED

NATURE OF INVESTMENT

☐ Partnership☐ Sole Proprietorship☐ _____ Other

YOUR BUSINESS POSITION _____

▶ 1. BUSINESS ENTITY OR TRUST

Name

Address (Business Address Acceptable)

Check one

☐ Trust, go to 2 ☐ Business Entity, complete the box, then go to 2
GENERAL DESCRIPTION OF THIS BUSINESS

FAIR MARKET VALUE

IF APPLICABLE, LIST DATE:

☐ \$0 - \$1,999☐ \$2,000 - \$10,000☐ \$10,001 - \$100,000☐ \$100,001 - \$1,000,000☐ Over \$1,000,000
 ____/____/19
 ACQUIRED

 ____/____/19
 DISPOSED

NATURE OF INVESTMENT

☐ Partnership☐ Sole Proprietorship☐ _____ Other

YOUR BUSINESS POSITION _____

▶ 2. IDENTIFY THE GROSS INCOME RECEIVED (INCLUDE YOUR PRO RATA SHARE OF THE GROSS INCOME TO THE ENTITY/TRUST)☐ \$0 - \$499☐ \$10,001 - \$100,000☐ \$500 - \$1,000☐ OVER \$100,000☐ \$1,001 - \$10,000**▶ 2. IDENTIFY THE GROSS INCOME RECEIVED (INCLUDE YOUR PRO RATA SHARE OF THE GROSS INCOME TO THE ENTITY/TRUST)**☐ \$0 - \$499☐ \$10,001 - \$100,000☐ \$500 - \$1,000☐ OVER \$100,000☐ \$1,001 - \$10,000**▶ 3. LIST THE NAME OF EACH REPORTABLE SINGLE SOURCE OF INCOME OF \$10,000 OR MORE** (Attach a separate sheet if necessary.)☐ None or ☐ Names listed below**▶ 3. LIST THE NAME OF EACH REPORTABLE SINGLE SOURCE OF INCOME OF \$10,000 OR MORE** (Attach a separate sheet if necessary.)☐ None or ☐ Names listed below**▶ 4. INVESTMENTS AND INTERESTS IN REAL PROPERTY HELD OR LEASED BY THE BUSINESS ENTITY OR TRUST**

Check one box:

☒ INVESTMENT☐ REAL PROPERTY

RSBA & Associates

Name of Business Entity, if Investment, or
Assessor's Parcel Number or Street Address of Real Property

Hospitality consulting

Description of Business Activity or
City or Other Precise Location of Real Property

FAIR MARKET VALUE

IF APPLICABLE, LIST DATE:

☐ \$2,000 - \$10,000☐ \$10,001 - \$100,000☒ \$100,001 - \$1,000,000☐ Over \$1,000,000
 ____/____/19
 ACQUIRED

 ____/____/19
 DISPOSED

NATURE OF INTEREST

☐ Property Ownership/Deed of Trust☒ Stock☐ Partnership☐ Leasehold _____
Yrs. remaining☐ Other _____☒ Check box if additional schedules reporting investments or real property are attached**▶ 4. INVESTMENTS AND INTERESTS IN REAL PROPERTY HELD OR LEASED BY THE BUSINESS ENTITY OR TRUST**

Check one box:

☐ INVESTMENT☐ REAL PROPERTYName of Business Entity, if Investment, or
Assessor's Parcel Number or Street Address of Real PropertyDescription of Business Activity or
City or Other Precise Location of Real Property

FAIR MARKET VALUE

IF APPLICABLE, LIST DATE:

☐ \$2,000 - \$10,000☐ \$10,001 - \$100,000☐ \$100,001 - \$1,000,000☐ Over \$1,000,000
 ____/____/19
 ACQUIRED

 ____/____/19
 DISPOSED

NATURE OF INTEREST

☐ Property Ownership/Deed of Trust☐ Stock☐ Partnership☐ Leasehold _____
Yrs. remaining☐ Other _____☐ Check box if additional schedules reporting investments or real property are attached

Comments: _____

SCHEDULE A-2

Investments, Income, and Assets of Business Entities/Trusts

(Ownership Interest is 10% or Greater)

CALIFORNIA FORM	700
FAIR POLITICAL PRACTICES COMMISSION	
Name	
<u>Swig, Jr, Richard Lewis</u>	

▶ 1. BUSINESS ENTITY OR TRUST

Richard L. Swig, Jr. Trust (CONTINUATION)

Name

Address (Business Address Acceptable)

Check one

☐ Trust, go to 2 ☐ Business Entity, complete the box, then go to 2
GENERAL DESCRIPTION OF THIS BUSINESS

FAIR MARKET VALUE

IF APPLICABLE, LIST DATE:

☐ \$0 - \$1,999☐ \$2,000 - \$10,000☐ \$10,001 - \$100,000☐ \$100,001 - \$1,000,000☐ Over \$1,000,000
 ____/____/19
 ACQUIRED

 ____/____/19
 DISPOSED

NATURE OF INVESTMENT

☐ Partnership☐ Sole Proprietorship☐ _____ Other

YOUR BUSINESS POSITION _____

▶ 1. BUSINESS ENTITY OR TRUST

Name

Address (Business Address Acceptable)

Check one

☐ Trust, go to 2 ☐ Business Entity, complete the box, then go to 2
GENERAL DESCRIPTION OF THIS BUSINESS

FAIR MARKET VALUE

IF APPLICABLE, LIST DATE:

☐ \$0 - \$1,999☐ \$2,000 - \$10,000☐ \$10,001 - \$100,000☐ \$100,001 - \$1,000,000☐ Over \$1,000,000
 ____/____/19
 ACQUIRED

 ____/____/19
 DISPOSED

NATURE OF INVESTMENT

☐ Partnership☐ Sole Proprietorship☐ _____ Other

YOUR BUSINESS POSITION _____

▶ 2. IDENTIFY THE GROSS INCOME RECEIVED (INCLUDE YOUR PRO RATA SHARE OF THE GROSS INCOME TO THE ENTITY/TRUST)☐ \$0 - \$499☐ \$10,001 - \$100,000☐ \$500 - \$1,000☐ OVER \$100,000☐ \$1,001 - \$10,000**▶ 2. IDENTIFY THE GROSS INCOME RECEIVED (INCLUDE YOUR PRO RATA SHARE OF THE GROSS INCOME TO THE ENTITY/TRUST)**☐ \$0 - \$499☐ \$10,001 - \$100,000☐ \$500 - \$1,000☐ OVER \$100,000☐ \$1,001 - \$10,000**▶ 3. LIST THE NAME OF EACH REPORTABLE SINGLE SOURCE OF INCOME OF \$10,000 OR MORE (Attach a separate sheet if necessary.)**☐ None or ☐ Names listed below**▶ 3. LIST THE NAME OF EACH REPORTABLE SINGLE SOURCE OF INCOME OF \$10,000 OR MORE (Attach a separate sheet if necessary.)**☐ None or ☐ Names listed below**▶ 4. INVESTMENTS AND INTERESTS IN REAL PROPERTY HELD OR LEASED BY THE BUSINESS ENTITY OR TRUST**

Check one box:

☒ INVESTMENT☐ REAL PROPERTY

RSMC Investment Company

Name of Business Entity, if Investment, or
Assessor's Parcel Number or Street Address of Real Property

Real estate (owns under 10% of Swig Invest. Co)

Description of Business Activity or
City or Other Precise Location of Real Property

FAIR MARKET VALUE

IF APPLICABLE, LIST DATE:

☐ \$2,000 - \$10,000☐ \$10,001 - \$100,000☐ \$100,001 - \$1,000,000☒ Over \$1,000,000
 ____/____/19
 ACQUIRED

 ____/____/19
 DISPOSED

NATURE OF INTEREST

☐ Property Ownership/Deed of Trust☐ Stock☐ Partnership☐ Leasehold _____
Yrs. remaining☒ Other Limited Liability
Company☒ Check box if additional schedules reporting investments or real property are attached**▶ 4. INVESTMENTS AND INTERESTS IN REAL PROPERTY HELD OR LEASED BY THE BUSINESS ENTITY OR TRUST**

Check one box:

☐ INVESTMENT☐ REAL PROPERTYName of Business Entity, if Investment, or
Assessor's Parcel Number or Street Address of Real PropertyDescription of Business Activity or
City or Other Precise Location of Real Property

FAIR MARKET VALUE

IF APPLICABLE, LIST DATE:

☐ \$2,000 - \$10,000☐ \$10,001 - \$100,000☐ \$100,001 - \$1,000,000☐ Over \$1,000,000
 ____/____/19
 ACQUIRED

 ____/____/19
 DISPOSED

NATURE OF INTEREST

☐ Property Ownership/Deed of Trust☐ Stock☐ Partnership☐ Leasehold _____
Yrs. remaining☐ Other _____☐ Check box if additional schedules reporting investments or real property are attached

Comments: _____

SCHEDULE A-2

Investments, Income, and Assets of Business Entities/Trusts

(Ownership Interest is 10% or Greater)

CALIFORNIA FORM	700
FAIR POLITICAL PRACTICES COMMISSION	
Name	
Swig, Jr, Richard Lewis	

▶ 1. BUSINESS ENTITY OR TRUST

Richard L. Swig, Jr. Trust (CONTINUATION)

Name

Address (Business Address Acceptable)

Check one

☐ Trust, go to 2 ☐ Business Entity, complete the box, then go to 2
GENERAL DESCRIPTION OF THIS BUSINESS

FAIR MARKET VALUE

IF APPLICABLE, LIST DATE:

☐ \$0 - \$1,999☐ \$2,000 - \$10,000☐ \$10,001 - \$100,000☐ \$100,001 - \$1,000,000☐ Over \$1,000,000
 ____/____/19
 ACQUIRED

 ____/____/19
 DISPOSED

NATURE OF INVESTMENT

☐ Partnership☐ Sole Proprietorship☐ _____ Other

YOUR BUSINESS POSITION _____

▶ 2. IDENTIFY THE GROSS INCOME RECEIVED (INCLUDE YOUR PRO RATA SHARE OF THE GROSS INCOME TO THE ENTITY/TRUST)☐ \$0 - \$499☐ \$10,001 - \$100,000☐ \$500 - \$1,000☐ OVER \$100,000☐ \$1,001 - \$10,000**▶ 3. LIST THE NAME OF EACH REPORTABLE SINGLE SOURCE OF INCOME OF \$10,000 OR MORE** (Attach a separate sheet if necessary.)☐ None or ☐ Names listed below**▶ 4. INVESTMENTS AND INTERESTS IN REAL PROPERTY HELD OR LEASED BY THE BUSINESS ENTITY OR TRUST**

Check one box:

☒ INVESTMENT☐ REAL PROPERTY

Unilever NV

Name of Business Entity, if Investment, or
Assessor's Parcel Number or Street Address of Real Property

Consumer goods

Description of Business Activity or

City or Other Precise Location of Real Property

FAIR MARKET VALUE

IF APPLICABLE, LIST DATE:

☐ \$2,000 - \$10,000☐ \$10,001 - \$100,000☒ \$100,001 - \$1,000,000☐ Over \$1,000,000
 ____/____/19
 ACQUIRED

 ____/____/19
 DISPOSED

NATURE OF INTEREST

☐ Property Ownership/Deed of Trust☒ Stock☐ Partnership☐ Leasehold _____
Yrs. remaining☐ Other _____☒ Check box if additional schedules reporting investments or real property are attached**▶ 1. BUSINESS ENTITY OR TRUST**

Name

Address (Business Address Acceptable)

Check one

☐ Trust, go to 2 ☐ Business Entity, complete the box, then go to 2
GENERAL DESCRIPTION OF THIS BUSINESS

FAIR MARKET VALUE

IF APPLICABLE, LIST DATE:

☐ \$0 - \$1,999☐ \$2,000 - \$10,000☐ \$10,001 - \$100,000☐ \$100,001 - \$1,000,000☐ Over \$1,000,000
 ____/____/19
 ACQUIRED

 ____/____/19
 DISPOSED

NATURE OF INVESTMENT

☐ Partnership☐ Sole Proprietorship☐ _____ Other

YOUR BUSINESS POSITION _____

▶ 2. IDENTIFY THE GROSS INCOME RECEIVED (INCLUDE YOUR PRO RATA SHARE OF THE GROSS INCOME TO THE ENTITY/TRUST)☐ \$0 - \$499☐ \$10,001 - \$100,000☐ \$500 - \$1,000☐ OVER \$100,000☐ \$1,001 - \$10,000**▶ 3. LIST THE NAME OF EACH REPORTABLE SINGLE SOURCE OF INCOME OF \$10,000 OR MORE** (Attach a separate sheet if necessary.)☐ None or ☐ Names listed below**▶ 4. INVESTMENTS AND INTERESTS IN REAL PROPERTY HELD OR LEASED BY THE BUSINESS ENTITY OR TRUST**

Check one box:

☐ INVESTMENT☐ REAL PROPERTYName of Business Entity, if Investment, or
Assessor's Parcel Number or Street Address of Real Property

Description of Business Activity or

City or Other Precise Location of Real Property

FAIR MARKET VALUE

IF APPLICABLE, LIST DATE:

☐ \$2,000 - \$10,000☐ \$10,001 - \$100,000☐ \$100,001 - \$1,000,000☐ Over \$1,000,000
 ____/____/19
 ACQUIRED

 ____/____/19
 DISPOSED

NATURE OF INTEREST

☐ Property Ownership/Deed of Trust☐ Stock☐ Partnership☐ Leasehold _____
Yrs. remaining☐ Other _____☐ Check box if additional schedules reporting investments or real property are attached

Comments: _____

SCHEDULE A-2

Investments, Income, and Assets of Business Entities/Trusts

(Ownership Interest is 10% or Greater)

CALIFORNIA FORM	700
FAIR POLITICAL PRACTICES COMMISSION	
Name	
Swig, Jr, Richard Lewis	

▶ 1. BUSINESS ENTITY OR TRUST

Richard L. Swig, Jr. Trust (CONTINUATION)

Name

Address (Business Address Acceptable)

Check one

☐ Trust, go to 2 ☐ Business Entity, complete the box, then go to 2
GENERAL DESCRIPTION OF THIS BUSINESS

FAIR MARKET VALUE

IF APPLICABLE, LIST DATE:

☐ \$0 - \$1,999☐ \$2,000 - \$10,000☐ \$10,001 - \$100,000☐ \$100,001 - \$1,000,000☐ Over \$1,000,000
 ____/____/19
 ACQUIRED

 ____/____/19
 DISPOSED

NATURE OF INVESTMENT

☐ Partnership☐ Sole Proprietorship☐ _____ Other

YOUR BUSINESS POSITION _____

▶ 2. IDENTIFY THE GROSS INCOME RECEIVED (INCLUDE YOUR PRO RATA SHARE OF THE GROSS INCOME TO THE ENTITY/TRUST)☐ \$0 - \$499☐ \$10,001 - \$100,000☐ \$500 - \$1,000☐ OVER \$100,000☐ \$1,001 - \$10,000**▶ 3. LIST THE NAME OF EACH REPORTABLE SINGLE SOURCE OF INCOME OF \$10,000 OR MORE** (Attach a separate sheet if necessary.)☐ None or ☐ Names listed below**▶ 4. INVESTMENTS AND INTERESTS IN REAL PROPERTY HELD OR LEASED BY THE BUSINESS ENTITY OR TRUST**

Check one box:

☒ INVESTMENT☐ REAL PROPERTY

Wells Fargo & Co.

Name of Business Entity, if Investment, or
Assessor's Parcel Number or Street Address of Real Property

Banking services

Description of Business Activity or

City or Other Precise Location of Real Property

FAIR MARKET VALUE

IF APPLICABLE, LIST DATE:

☐ \$2,000 - \$10,000☐ \$10,001 - \$100,000☒ \$100,001 - \$1,000,000☐ Over \$1,000,000
 ____/____/19
 ACQUIRED

 ____/____/19
 DISPOSED

NATURE OF INTEREST

☐ Property Ownership/Deed of Trust☒ Stock☐ Partnership☐ Leasehold _____
Yrs. remaining☐ Other _____☒ Check box if additional schedules reporting investments or real property are attached**▶ 1. BUSINESS ENTITY OR TRUST**

Name

Address (Business Address Acceptable)

Check one

☐ Trust, go to 2 ☐ Business Entity, complete the box, then go to 2
GENERAL DESCRIPTION OF THIS BUSINESS

FAIR MARKET VALUE

IF APPLICABLE, LIST DATE:

☐ \$0 - \$1,999☐ \$2,000 - \$10,000☐ \$10,001 - \$100,000☐ \$100,001 - \$1,000,000☐ Over \$1,000,000
 ____/____/19
 ACQUIRED

 ____/____/19
 DISPOSED

NATURE OF INVESTMENT

☐ Partnership☐ Sole Proprietorship☐ _____ Other

YOUR BUSINESS POSITION _____

▶ 2. IDENTIFY THE GROSS INCOME RECEIVED (INCLUDE YOUR PRO RATA SHARE OF THE GROSS INCOME TO THE ENTITY/TRUST)☐ \$0 - \$499☐ \$10,001 - \$100,000☐ \$500 - \$1,000☐ OVER \$100,000☐ \$1,001 - \$10,000**▶ 3. LIST THE NAME OF EACH REPORTABLE SINGLE SOURCE OF INCOME OF \$10,000 OR MORE** (Attach a separate sheet if necessary.)☐ None or ☐ Names listed below**▶ 4. INVESTMENTS AND INTERESTS IN REAL PROPERTY HELD OR LEASED BY THE BUSINESS ENTITY OR TRUST**

Check one box:

☐ INVESTMENT☐ REAL PROPERTYName of Business Entity, if Investment, or
Assessor's Parcel Number or Street Address of Real Property

Description of Business Activity or

City or Other Precise Location of Real Property

FAIR MARKET VALUE

IF APPLICABLE, LIST DATE:

☐ \$2,000 - \$10,000☐ \$10,001 - \$100,000☐ \$100,001 - \$1,000,000☐ Over \$1,000,000
 ____/____/19
 ACQUIRED

 ____/____/19
 DISPOSED

NATURE OF INTEREST

☐ Property Ownership/Deed of Trust☐ Stock☐ Partnership☐ Leasehold _____
Yrs. remaining☐ Other _____☐ Check box if additional schedules reporting investments or real property are attached

Comments: _____

SCHEDULE A-2

Investments, Income, and Assets of Business Entities/Trusts

(Ownership Interest is 10% or Greater)

CALIFORNIA FORM	700
FAIR POLITICAL PRACTICES COMMISSION	
Name	
Swig, Jr, Richard Lewis	

▶ 1. BUSINESS ENTITY OR TRUST

Richard L. Swig, Jr. Trust (CONTINUATION)

Name

Address (Business Address Acceptable)

Check one

☐ Trust, go to 2 ☐ Business Entity, complete the box, then go to 2
GENERAL DESCRIPTION OF THIS BUSINESS

FAIR MARKET VALUE

IF APPLICABLE, LIST DATE:

☐ \$0 - \$1,999☐ \$2,000 - \$10,000☐ \$10,001 - \$100,000☐ \$100,001 - \$1,000,000☐ Over \$1,000,000

____/____/19

ACQUIRED

____/____/19

DISPOSED

NATURE OF INVESTMENT

☐ Partnership☐ Sole Proprietorship☐ _____

Other

YOUR BUSINESS POSITION _____

▶ 1. BUSINESS ENTITY OR TRUST

Name

Address (Business Address Acceptable)

Check one

☐ Trust, go to 2 ☐ Business Entity, complete the box, then go to 2
GENERAL DESCRIPTION OF THIS BUSINESS

FAIR MARKET VALUE

IF APPLICABLE, LIST DATE:

☐ \$0 - \$1,999☐ \$2,000 - \$10,000☐ \$10,001 - \$100,000☐ \$100,001 - \$1,000,000☐ Over \$1,000,000

____/____/19

ACQUIRED

____/____/19

DISPOSED

NATURE OF INVESTMENT

☐ Partnership☐ Sole Proprietorship☐ _____

Other

YOUR BUSINESS POSITION _____

▶ 2. IDENTIFY THE GROSS INCOME RECEIVED (INCLUDE YOUR PRO RATA SHARE OF THE GROSS INCOME TO THE ENTITY/TRUST)☐ \$0 - \$499☐ \$10,001 - \$100,000☐ \$500 - \$1,000☐ OVER \$100,000☐ \$1,001 - \$10,000**▶ 2. IDENTIFY THE GROSS INCOME RECEIVED (INCLUDE YOUR PRO RATA SHARE OF THE GROSS INCOME TO THE ENTITY/TRUST)**☐ \$0 - \$499☐ \$10,001 - \$100,000☐ \$500 - \$1,000☐ OVER \$100,000☐ \$1,001 - \$10,000**▶ 3. LIST THE NAME OF EACH REPORTABLE SINGLE SOURCE OF INCOME OF \$10,000 OR MORE (Attach a separate sheet if necessary.)**☐ None or ☐ Names listed below**▶ 3. LIST THE NAME OF EACH REPORTABLE SINGLE SOURCE OF INCOME OF \$10,000 OR MORE (Attach a separate sheet if necessary.)**☐ None or ☐ Names listed below**▶ 4. INVESTMENTS AND INTERESTS IN REAL PROPERTY HELD OR LEASED BY THE BUSINESS ENTITY OR TRUST**

Check one box:

☒ INVESTMENT☐ REAL PROPERTY

Switch Group

Name of Business Entity, if Investment, or

Assessor's Parcel Number or Street Address of Real Property

Watches and jewelry

Description of Business Activity or

City or Other Precise Location of Real Property

FAIR MARKET VALUE

IF APPLICABLE, LIST DATE:

☐ \$2,000 - \$10,000☐ \$10,001 - \$100,000☒ \$100,001 - \$1,000,000☐ Over \$1,000,000

____/____/19

ACQUIRED

____/____/19

DISPOSED

NATURE OF INTEREST

☐ Property Ownership/Deed of Trust☒ Stock☐ Partnership☐ Leasehold

Yrs. remaining

☐ Other☒ Check box if additional schedules reporting investments or real property are attached**▶ 4. INVESTMENTS AND INTERESTS IN REAL PROPERTY HELD OR LEASED BY THE BUSINESS ENTITY OR TRUST**

Check one box:

☐ INVESTMENT☐ REAL PROPERTY

Name of Business Entity, if Investment, or

Assessor's Parcel Number or Street Address of Real Property

Description of Business Activity or

City or Other Precise Location of Real Property

FAIR MARKET VALUE

IF APPLICABLE, LIST DATE:

☐ \$2,000 - \$10,000☐ \$10,001 - \$100,000☐ \$100,001 - \$1,000,000☐ Over \$1,000,000

____/____/19

ACQUIRED

____/____/19

DISPOSED

NATURE OF INTEREST

☐ Property Ownership/Deed of Trust☐ Stock☐ Partnership☐ Leasehold

Yrs. remaining

☐ Other☐ Check box if additional schedules reporting investments or real property are attached

Comments: _____

SCHEDULE A-2

Investments, Income, and Assets of Business Entities/Trusts

(Ownership Interest is 10% or Greater)

CALIFORNIA FORM	700
FAIR POLITICAL PRACTICES COMMISSION	
Name	
Swig, Jr, Richard Lewis	

▶ 1. BUSINESS ENTITY OR TRUST

Richard L. Swig, Jr. Trust (CONTINUATION)

Name

Address (Business Address Acceptable)

Check one

☐ Trust, go to 2 ☐ Business Entity, complete the box, then go to 2
GENERAL DESCRIPTION OF THIS BUSINESS

FAIR MARKET VALUE

IF APPLICABLE, LIST DATE:

☐ \$0 - \$1,999☐ \$2,000 - \$10,000☐ \$10,001 - \$100,000☐ \$100,001 - \$1,000,000☐ Over \$1,000,000
 ____/____/19
 ACQUIRED

 ____/____/19
 DISPOSED

NATURE OF INVESTMENT

☐ Partnership☐ Sole Proprietorship☐ _____ Other

YOUR BUSINESS POSITION _____

▶ 2. IDENTIFY THE GROSS INCOME RECEIVED (INCLUDE YOUR PRO RATA SHARE OF THE GROSS INCOME TO THE ENTITY/TRUST)☐ \$0 - \$499☐ \$10,001 - \$100,000☐ \$500 - \$1,000☐ OVER \$100,000☐ \$1,001 - \$10,000**▶ 3. LIST THE NAME OF EACH REPORTABLE SINGLE SOURCE OF INCOME OF \$10,000 OR MORE (Attach a separate sheet if necessary.)**☐ None or ☐ Names listed below**▶ 4. INVESTMENTS AND INTERESTS IN REAL PROPERTY HELD OR LEASED BY THE BUSINESS ENTITY OR TRUST**

Check one box:

☒ INVESTMENT☐ REAL PROPERTY

Alphabet Inc.

Name of Business Entity, if Investment, or
Assessor's Parcel Number or Street Address of Real Property

Internet

Description of Business Activity or
City or Other Precise Location of Real Property

FAIR MARKET VALUE

IF APPLICABLE, LIST DATE:

☐ \$2,000 - \$10,000☐ \$10,001 - \$100,000☒ \$100,001 - \$1,000,000☐ Over \$1,000,000
 ____/____/19
 ACQUIRED

 ____/____/19
 DISPOSED

NATURE OF INTEREST

☐ Property Ownership/Deed of Trust☒ Stock☐ Partnership☐ Leasehold _____
Yrs. remaining☐ Other _____☐ Check box if additional schedules reporting investments or real property are attached**▶ 1. BUSINESS ENTITY OR TRUST**

Name

Address (Business Address Acceptable)

Check one

☐ Trust, go to 2 ☐ Business Entity, complete the box, then go to 2
GENERAL DESCRIPTION OF THIS BUSINESS

FAIR MARKET VALUE

IF APPLICABLE, LIST DATE:

☐ \$0 - \$1,999☐ \$2,000 - \$10,000☐ \$10,001 - \$100,000☐ \$100,001 - \$1,000,000☐ Over \$1,000,000
 ____/____/19
 ACQUIRED

 ____/____/19
 DISPOSED

NATURE OF INVESTMENT

☐ Partnership☐ Sole Proprietorship☐ _____ Other

YOUR BUSINESS POSITION _____

▶ 2. IDENTIFY THE GROSS INCOME RECEIVED (INCLUDE YOUR PRO RATA SHARE OF THE GROSS INCOME TO THE ENTITY/TRUST)☐ \$0 - \$499☐ \$10,001 - \$100,000☐ \$500 - \$1,000☐ OVER \$100,000☐ \$1,001 - \$10,000**▶ 3. LIST THE NAME OF EACH REPORTABLE SINGLE SOURCE OF INCOME OF \$10,000 OR MORE (Attach a separate sheet if necessary.)**☐ None or ☐ Names listed below**▶ 4. INVESTMENTS AND INTERESTS IN REAL PROPERTY HELD OR LEASED BY THE BUSINESS ENTITY OR TRUST**

Check one box:

☐ INVESTMENT☐ REAL PROPERTYName of Business Entity, if Investment, or
Assessor's Parcel Number or Street Address of Real PropertyDescription of Business Activity or
City or Other Precise Location of Real Property

FAIR MARKET VALUE

IF APPLICABLE, LIST DATE:

☐ \$2,000 - \$10,000☐ \$10,001 - \$100,000☐ \$100,001 - \$1,000,000☐ Over \$1,000,000
 ____/____/19
 ACQUIRED

 ____/____/19
 DISPOSED

NATURE OF INTEREST

☐ Property Ownership/Deed of Trust☐ Stock☐ Partnership☐ Leasehold _____
Yrs. remaining☐ Other _____☐ Check box if additional schedules reporting investments or real property are attached

Comments: _____

Additional Single Sources of Income of \$10,000 or more for Richard L. Swig, Jr. Trust

830 Powell St, San Francisco (Via Mr. Swig's indirect interest of under 10% in Swig Invest. Co.)
235 Montgomery St, San Francisco (Via Mr. Swig's indirect interest of under 10% in Swig Invest. Co.)
333 Pine St, San Francisco (Via Mr. Swig's indirect interest of under 10% in Swig Invest. Co.)
369 Pine St, San Francisco (Via Mr. Swig's indirect interest of under 10% in Swig Invest. Co.)
220 Montgomery St, San Francisco (Via Mr. Swig's indirect interest of under 10% in Swig Invest. Co.)
Swig Investment Company
RSMC Investment Company
RSBA & Associates
839 Leavenworth, San Francisco (Via Mr. Swig's indirect interest of under 10% in Swig Invest. Co.)
750 O'Farrell, San Francisco (Via Mr. Swig's indirect interest of under 10% in Swig Invest. Co.)
825 Post St., San Francisco (Via Mr. Swig's indirect interest of under 10% in Swig Invest. Co.)
72 Gough, San Francisco (Via Mr. Swig's indirect interest of under 10% in Swig Invest. Co.)
1008 Larkin, San Francisco (Via Mr. Swig's indirect interest of under 10% in Swig Invest. Co.)
Innocent Bystanders III
400 Spear Street, Suite 106 (Via Mr. Swig's interest in Innocent Bystanders III)
945 Bryant St, San Francisco (Via Mr. Swig's indirect interest of under 10% in Swig Invest. Co.)

SCHEDULE C

Income, Loans, & Business Positions

(Other than Gifts and Travel Payments)

CALIFORNIA FORM 700

FAIR POLITICAL PRACTICES COMMISSION

Name

Swig, Jr, Richard Lewis
▶ 1. INCOME RECEIVED

NAME OF SOURCE OF INCOME

RSBA & Associates

ADDRESS (Business Address Acceptable)

San Francisco, CA 94105

BUSINESS ACTIVITY, IF ANY, OF SOURCE

Hospitality consulting

YOUR BUSINESS POSITION

President

 GROSS INCOME RECEIVED ☐ No Income - Business Position Only

☐ \$500 - \$1,000

☐ \$1,001 - \$10,000

☐ \$10,001 - \$100,000

☒ OVER \$100,000

CONSIDERATION FOR WHICH INCOME WAS RECEIVED

☒ Salary ☐ Spouse's or registered domestic partner's income
(For self-employed use Schedule A-2.)

☐ Partnership (Less than 10% ownership. For 10% or greater use Schedule A-2.)

☐ Sale of _____
(Real property, car, boat, etc.)

☐ Loan repayment

☐ Commission or ☐ Rental Income, list each source of \$10,000 or more

(Describe)

☐ Other _____
(Describe)

▶ 1. INCOME RECEIVED

NAME OF SOURCE OF INCOME

Swig Investment Company

ADDRESS (Business Address Acceptable)

San Francisco, CA 94104

BUSINESS ACTIVITY, IF ANY, OF SOURCE

Investing in real estate and securities

YOUR BUSINESS POSITION

 GROSS INCOME RECEIVED ☐ No Income - Business Position Only

☐ \$500 - \$1,000

☐ \$1,001 - \$10,000

☒ \$10,001 - \$100,000

☐ OVER \$100,000

CONSIDERATION FOR WHICH INCOME WAS RECEIVED

☐ Salary ☐ Spouse's or registered domestic partner's income
(For self-employed use Schedule A-2.)

☐ Partnership (Less than 10% ownership. For 10% or greater use Schedule A-2.)

☐ Sale of _____
(Real property, car, boat, etc.)

☐ Loan repayment

☐ Commission or ☒ Rental Income, list each source of \$10,000 or more
350 Treat St, San Francisco (Via Mr. Swig's indirect interest of under 10% in Swig Invest.

(Describe)

☐ Other _____
(Describe)

▶ 2. LOANS RECEIVED OR OUTSTANDING DURING THE REPORTING PERIOD

* You are not required to report loans from a commercial lending institution, or any indebtedness created as part of a retail installment or credit card transaction, made in the lender's regular course of business on terms available to members of the public without regard to your official status. Personal loans and loans received not in a lender's regular course of business must be disclosed as follows:

NAME OF LENDER*

ADDRESS (Business Address Acceptable)

BUSINESS ACTIVITY, IF ANY, OF LENDER

HIGHEST BALANCE DURING REPORTING PERIOD

☐ \$500 - \$1,000

☐ \$1,001 - \$10,000

☐ \$10,001 - \$100,000

☐ OVER \$100,000

INTEREST RATE

TERM (Months/Years)

 _____% ☐ None

SECURITY FOR LOAN

☐ None

☐ Personal residence

☐ Real Property _____
Street address

City

☐ Guarantor _____

☐ Other _____
(Describe)

Comments: _____

SCHEDULE C

Income, Loans, & Business Positions

(Other than Gifts and Travel Payments)

CALIFORNIA FORM 700
FAIR POLITICAL PRACTICES COMMISSION
Name
Swig, Jr, Richard Lewis
▶ 1. INCOME RECEIVED

NAME OF SOURCE OF INCOME

RSMC Investment Company

ADDRESS (Business Address Acceptable)

San Francisco, CA 94105

BUSINESS ACTIVITY, IF ANY, OF SOURCE

YOUR BUSINESS POSITION

 GROSS INCOME RECEIVED ☐ No Income - Business Position Only

☐ \$500 - \$1,000

☐ \$1,001 - \$10,000

☐ \$10,001 - \$100,000

☒ OVER \$100,000

CONSIDERATION FOR WHICH INCOME WAS RECEIVED

☐ Salary ☐ Spouse's or registered domestic partner's income
(For self-employed use Schedule A-2.)

☐ Partnership (Less than 10% ownership. For 10% or greater use
Schedule A-2.)

☐ Sale of _____
(Real property, car, boat, etc.)

☐ Loan repayment

☐ Commission or ☐ Rental Income, list each source of \$10,000 or more

(Describe)

☒ Other Distribution from partnership

(Describe)

▶ 1. INCOME RECEIVED

NAME OF SOURCE OF INCOME

Article 3 Advisors

ADDRESS (Business Address Acceptable)

San Francisco, CA 94147

BUSINESS ACTIVITY, IF ANY, OF SOURCE

Consulting

YOUR BUSINESS POSITION

 GROSS INCOME RECEIVED ☐ No Income - Business Position Only

☐ \$500 - \$1,000

☐ \$1,001 - \$10,000

☒ \$10,001 - \$100,000

☐ OVER \$100,000

CONSIDERATION FOR WHICH INCOME WAS RECEIVED

☐ Salary ☒ Spouse's or registered domestic partner's income
(For self-employed use Schedule A-2.)

☐ Partnership (Less than 10% ownership. For 10% or greater use
Schedule A-2.)

☐ Sale of _____
(Real property, car, boat, etc.)

☐ Loan repayment

☐ Commission or ☐ Rental Income, list each source of \$10,000 or more

(Describe)

☐ Other _____
(Describe)

▶ 2. LOANS RECEIVED OR OUTSTANDING DURING THE REPORTING PERIOD

* You are not required to report loans from a commercial lending institution, or any indebtedness created as part of a retail installment or credit card transaction, made in the lender's regular course of business on terms available to members of the public without regard to your official status. Personal loans and loans received not in a lender's regular course of business must be disclosed as follows:

NAME OF LENDER*

ADDRESS (Business Address Acceptable)

BUSINESS ACTIVITY, IF ANY, OF LENDER

HIGHEST BALANCE DURING REPORTING PERIOD

☐ \$500 - \$1,000

☐ \$1,001 - \$10,000

☐ \$10,001 - \$100,000

☐ OVER \$100,000

INTEREST RATE

TERM (Months/Years)

 _____% ☐ None

SECURITY FOR LOAN

☐ None

☐ Personal residence

☐ Real Property _____
Street address

City

☐ Guarantor _____

☐ Other _____
(Describe)

Comments: _____

Additional Sources of Income of \$10,000 or more for Swig Investment Company:

501 2nd St, San Francisco(Via Mr. Swig's indirect interest of under 10% in Swig Invest. Co.)
633 Folsom St, San Francisco(Via Mr. Swig's indirect interest of under 10% in Swig Invest. Co.)
830 Powell St, San Francisco(Via Mr. Swig's indirect interest of under 10% in Swig Invest. Co.)
235 Montgomery St, San Francisco(Via Mr. Swig's indirect interest of under 10% in Swig Invest. Co.)
333 Pine St, San Francisco(Via Mr. Swig's indirect interest of under 10% in Swig Invest. Co.)
369 Pine St, San Francisco(Via Mr. Swig's indirect interest of under 10% in Swig Invest. Co.)
220 Montgomery Street(Via Mr. Swig's indirect interest of under 10% in Swig Invest. Co.)
839 Leavenworth, San Francisco (Via Mr. Swig's indirect interest of under 10% in Swig Invest. Co.)
750 O'Farrell, San Francisco (Via Mr. Swig's indirect interest of under 10% in Swig Invest. Co.)
825 Post St., San Francisco (Via Mr. Swig's indirect interest of under 10% in Swig Invest. Co.)
72 Gough, San Francisco (Via Mr. Swig's indirect interest of under 10% in Swig Invest. Co.)
1008 Larkin, San Francisco (Via Mr. Swig's indirect interest of under 10% in Swig Invest. Co.)
945 Bryant St, San Francisco (Via Mr. Swig's indirect interest of under 10% in Swig Invest. Co.)
400 Spear Street, Suite 106 (Via Mr. Swig's interest in Innocent Bystanders III)

San Francisco
BOARD OF SUPERVISORS

Date Printed: March 23, 2017

Date Established:

July 1, 2002

Active

BOARD OF APPEALS

Contact and Address:

Cynthia Goldstein Executive Director
1650 Mission Street #304
San Francisco, CA 94103

Phone: (415) 575-6880

Fax: (415) 575-6885

Email: cynthia.goldstein@sfgov.org

Authority:

Charter, Section 4.106 (Prop D. Election March 5, 2002); and Motion No. 02-80.

Board Qualifications:

The Board of Appeals consists of five (5) members, two (2) nominated by the President of the Board of Supervisors, and three (3) members nominated by the Mayor. Each nomination of the Mayor and the President of the Board of Supervisors is subject to approval by the Board of Supervisors. If the Board fails to act on the nomination within 60 days from the date the nomination is transmitted to the Clerk of the Board of Supervisors, the nominee shall be deemed approved.

In order to stagger the terms, the Clerk of the Board of Supervisors shall determine by lot which two (2) of the three (3) Mayoral appointees shall serve an initial two-year term, and which one of the two (2) appointees of the President of the Board of Supervisors shall serve an initial-two year term. The remaining appointees shall serve four-year terms. All subsequent terms shall be four years.

The appointees of both the Mayor and the President of the Board of Supervisors shall take office at 12:00 noon on the first day of July 2002.

The Board of Appeals, a quasi-judicial panel, decides appeals of permits, variances, zoning determinations and other department actions at public hearings.

Reports: None referenced

Sunset Date: None

"R Board Description" (Screen Print)

GENDER ANALYSIS OF COMMISSIONS AND BOARDS



City and County of San Francisco
London N. Breed
Mayor

Department on the Status of Women
Emily M. Murase, PhD
Director



Acknowledgements

The data collection and analysis for this report was conducted by Public Policy Fellow Diana McCaffrey with support from Policy and Projects Director Elizabeth Newman, Associate Director Carol Sacco, and Director Emily Murase, PhD, at the San Francisco Department on the Status of Women.

The San Francisco Department on the Status of Women would like to thank the various policy body members, Commission secretaries, and department staff who graciously assisted in collecting demographic data and providing information about their respective policy bodies.

San Francisco Commission on the Status of Women

President Debbie Mesloh

Vice President Breanna Zwart

Commissioner Shokooh Miry

Commissioner Carrie Schwab-Pomerantz

Commissioner Andrea Shorter

Commissioner Julie D. Soo

Emily M. Murase, PhD, Director

Department on the Status of Women

This report is available at the San Francisco Department on the Status of Women website, <https://sfgov.org/dosw/gender-analysis-reports>.

Contents

Table of Figures	3
Executive Summary.....	4
I. Introduction	7
II. Gender Analysis Findings	8
A. Gender	8
B. Race and Ethnicity.....	11
C. Race and Ethnicity by Gender	14
D. LGBTQ Identity.....	16
E. Disability Status.....	16
F. Veteran Status.....	17
G. Policy Bodies by Budget.....	18
H. Comparison of Advisory Body and Commission and Board Demographics	19
I. Demographics of Mayoral, Supervisorial, and Total Appointees	20
III. Conclusion.....	21
IV. Methodology and Limitations.....	23
Appendix	24

Table of Figures

Figure 1: Summary Data of Policy Body Demographics, 2019.....	8
Figure 2: 10-Year Comparison of Representation of Women on Policy Bodies	8
Figure 3: Commissions and Boards with Highest Percentages of Women, 2019 Compared to 2017, 2015..	9
Figure 4: Commissions and Boards with Lowest Percentage of Women, 2019 Compared to 2017, 2015..	10
Figure 5: Advisory Bodies with the Highest and Lowest Percentage of Women, 2019.....	10
Figure 6: 10-Year Comparison of People of Color’s Representation of Policy Bodies	11
Figure 7: Race and Ethnicity of Appointees Compared to San Francisco Population, 2019.....	12
Figure 8: Commissions and Boards with Highest Percentage of People of Color, 2019 Compared to 2017, 2015	12
Figure 9: Commissions and Boards with Lowest Percentage of People of Color, 2019 Compared to 2017, 2015	13
Figure 10: Advisory Bodies with the Highest and Lowest Percentage of People of Color, 2019.....	14
Figure 11: 10-Year Comparison of Representation of Women of Color on Policy Bodies.....	14
Figure 12: Appointees by Race/Ethnicity and Gender, 2019	15
Figure 13: San Francisco Population by Race/Ethnicity, 2019	15
Figure 14: LGBTQ Identity of Appointees, 2019	16
Figure 15: LGBTQ Population of Appointees, 2019	16
Figure 16: San Francisco Adult Population with a Disability by Gender, 2017	17
Figure 17: Appointees with One or More Disabilities by Gender, 2019	17
Figure 18: San Francisco Adult Population with Military Service by Gender, 2017.....	17
Figure 19: Appointees with Military Service, 2019.....	17
Figure 20: Percent of Women, Women of Color, and People of Color on Commissions and Boards with Largest and Smallest Budgets in Fiscal Year 2018-2019	18
Figure 21: Demographics of Commissions and Boards with Largest Budgets, 2019	19
Figure 22: Demographics of Commissions and Boards with Smallest Budgets, 2019	19
Figure 23: Demographics of Appointees on Commission and Boards and Advisory Bodies, 2019	20
Figure 24: Demographics of Mayoral, Supervisorial, and Total Appointees, 2019	20
Figure 25: Policy Body Demographics, 2019.....	24
Figure 26: San Francisco Population Estimates by Race/Ethnicity, 2017	26
Figure 27: San Francisco Population Estimates by Race/Ethnicity and Gender, 2017	26

Executive Summary

In 2008, San Francisco voters overwhelmingly approved a City Charter Amendment (section 4.101) establishing as City policy for the membership of Commissions and Boards to reflect the diversity of San Francisco’s population, and that appointing officials be urged to support the nomination, appointment, and confirmation of these candidates. Additionally, it requires the San Francisco Department on the Status of Women to conduct and publish a gender analysis of Commissions and Boards every two years.

The *2019 Gender Analysis of Commissions and Boards* includes more policy bodies such as task forces, committees, and advisory bodies, than previous analyses, which were limited to Commissions and Boards. Data was collected from 84 policy bodies and from a total of 741 members mostly appointed by the Mayor and Board of Supervisors. These policy bodies fall under two categories designated by the San Francisco Office of the City Attorney.¹ The first category, referred to as “Commissions and Boards,” are policy bodies with decision-making authority and whose members are required to submit financial disclosures to the Ethics Commission. The second category, referred to as “Advisory Bodies,” are policy bodies with advisory function whose members do *not* submit financial disclosures to the Ethics Commission. This report examines policy bodies and appointees both comprehensively as a whole and separately by the two categories.

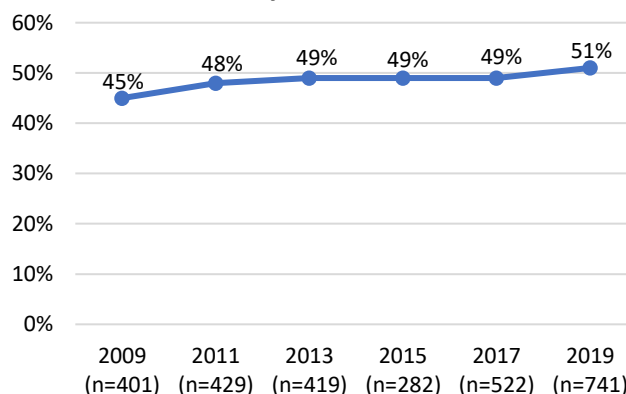
The *2019 Gender Analysis* evaluates the representation of women; people of color; lesbian, gay, bisexual, transgender, queer, and questioning (LGBTQ) individuals; people with disabilities; and veterans on San Francisco policy bodies.

Key Findings

Gender

- Women’s representation on policy bodies is 51%, slightly above parity with the San Francisco female population of 49%.
- Since 2009, there has been a small but steady increase in the representation of women on San Francisco policy bodies.

10-Year Comparison of Representation of Women on Policy Bodies



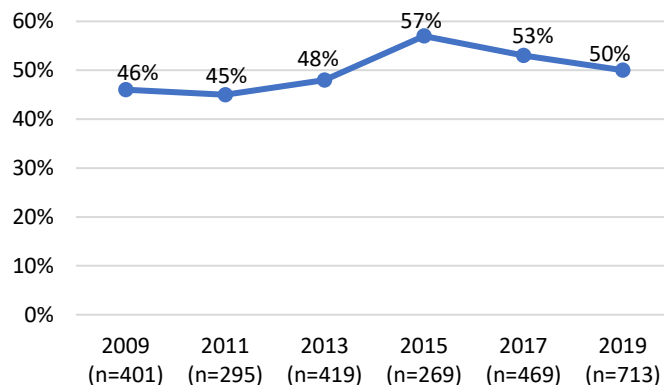
Source: SF DOSW Data Collection & Analysis.

¹ “List of City Boards, Commissions, and Advisory Bodies Created by Charter, Ordinance, or Statute,” Office of the City Attorney, <https://www.sfcityattorney.org/wp-content/uploads/2016/01/Commission-List-08252017.pdf>, (August 25, 2017).

Race and Ethnicity

- People of color are underrepresented on policy bodies compared to the population. Although people of color comprise 62% of San Francisco's population, just 50% of appointees identify as a race other than white.
- While the overall representation of people of color has increased between 2009 and 2019, as the Department collected data on more appointees, the representation of people of color has decreased over the last few years. The percentage of appointees of color decreased from 53% in 2017 to 49% in 2019.
- As found in previous reports, Latinx and Asian groups are underrepresented on San Francisco policy bodies compared to the population. Latinx individuals are 14% of the population but make up only 8% of appointees. Asian individuals are 31% of the population but make up only 18% of appointees.

10-Year Comparison of Representation of People of Color on Policy Bodies

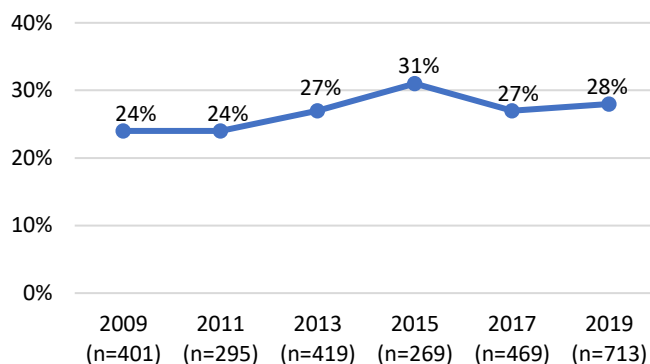


Source: SF DOSW Data Collection & Analysis.

Race and Ethnicity by Gender

- On the whole, women of color are 32% of the San Francisco population, and 28% of appointees. Although still below parity, 28% is a slight increase compared to 2017, which showed 27% women of color appointees.
- Meanwhile, men of color are underrepresented at 21% of appointees compared to 31% of the San Francisco population.
- Both White women and men are overrepresented on San Francisco policy bodies. White women are 23% of appointees compared to 17% of the San Francisco population. White men are 26% of appointees compared to 20% of the population.
- Black and African American women and men are well-represented on San Francisco policy bodies. Black women are 9% of appointees compared to 2.4% of the population, and Black men are 5% of appointees compared to 2.5% of the population.
- Latinx women are 7% of the San Francisco population but 3% of appointees, and Latinx men are 7% of the population but 5% of appointees.
- Asian women are 17% of the San Francisco population but 11% of appointees, and Asian men are 15% of the population but just 7% of appointees.

10-Year Comparison of Representation of Women of Color on Policy Bodies



Source: SF DOSW Data Collection & Analysis.

Additional Demographics

- Out of the 74% of appointees who responded to the survey question on LGBTQ identity, 19% identify as lesbian, gay, bisexual, transgender, nonbinary, queer, or questioning, and 81% of appointees identify as straight/heterosexual.
- Out of the 70% of appointees who responded to the question on disability, 11% identify as having one or more disabilities, which is just below the 12% of the adult population with a disability in San Francisco.
- Out of the 67% of appointees who responded to the question on veteran status, 7% have served in the military compared to 3% of the San Francisco population.

Proxies for Influence: Budget & Authority

- Although women are half of all appointees, those Commissions and Boards with the largest budgets have fewer women and especially fewer women of color. Meanwhile, women exceed representation on Boards and Commissions with the smallest budgets and women of color reach parity with the population on the smallest budgeted Commissions and Boards.
- Although still underrepresented relative to the San Francisco population, there is a larger percentage of people of color on Commissions and Boards with both the largest and smallest budgets compared to overall appointees.
- The percentage of total women is greater on Advisory Bodies than Commissions and Boards. Women are 54% of appointees on Advisory Bodies and 48% of appointees on Commissions and Boards. However, the percentages of people of color and women of color on Commissions and Boards exceed the percentages of people of color and women of color on Advisory Bodies.

Appointing Authorities

- Mayoral appointments include 55% women, 52% people of color, and 30% women of color, which is more diverse by gender and race compared to both Supervisorial appointments and total appointments.

Demographics of Appointees Compared to the San Francisco Population

	Women	People of Color	Women of Color	LGBTQ	Disability Status	Veteran Status
San Francisco Population	49%	62%	32%	6%-15%*	12%	3%
Total Appointees	51%	50%	28%	19%	11%	7%
10 Largest Budgeted Commissions & Boards	41%	55%	23%			
10 Smallest Budgeted Commissions & Boards	52%	54%	32%			
Commissions and Boards	48%	52%	30%			
Advisory Bodies	54%	49%	28%			

Sources: 2017 American Community Survey 5-Year Estimates, SF DOSW Data Collection & Analysis, 2019, *Note: Estimates vary by source. See page 16 for a detailed breakdown.

I. Introduction

Inspired by the 4th UN World Conference on Women in Beijing, San Francisco became the first city in the world to adopt a local ordinance reflecting the principles of the U.N. Convention on the Elimination of All Forms of Discrimination (CEDAW), an international bill of rights for women. The CEDAW Ordinance was passed unanimously by the San Francisco Board of Supervisors and signed into law by Mayor Willie L. Brown, Jr. on April 13, 1998.² In 2002, the CEDAW Ordinance was revised to address the intersection of race and gender and incorporate reference to the UN Convention on the Elimination of all Forms of Race Discrimination. The Ordinance requires City Government to take proactive steps to ensure gender equity and specifies “gender analysis” as a preventive tool to identify and address discrimination. Since 1998, the Department on the Status of Women has employed this tool to analyze the operations of 10 City Departments using a gender lens.

In 2007, the Department on the Status of Women conducted the first gender analysis to evaluate the number of women appointed to City Commissions and Boards. The findings of this analysis informed a City Charter Amendment developed by the Board of Supervisors for the June 2008 Election. This City Charter Amendment (Section 4.101) was overwhelmingly approved by voters and made it city policy that:

- The membership of Commissions and Boards are to reflect the diversity of San Francisco’s population,
- Appointing officials are to be urged to support the nomination, appointment, and confirmation of these candidates, and
- The Department on the Status of Women is required to conduct and publish a gender analysis of Commissions and Boards every 2 years.

The *2019 Gender Analysis* examines the representation of women; people of color; lesbian, gay, bisexual, transgender, queer, and questioning (LGBTQ) individuals; people with disabilities; and veterans on San Francisco policy bodies primarily appointed by the Mayor and the Board of Supervisors. This year’s analysis included more outreach to policy bodies as compared to previous analyses that were limited to Commissions and Boards. As a result, more appointees were included in the data collection and analysis than even before. These policy bodies fall under two categories designated by the San Francisco Office of the City Attorney. The first category, referred to as “Commissions and Boards,” are policy bodies with decision-making authority and whose members are required to submit financial disclosures to the Ethics Commission, and the second category, referred to as “Advisory Bodies,” are policy bodies with advisory function whose members do not submit financial disclosures to the Ethics Commission. A detailed description of methodology and limitations can be found at the end of this report on page 23.

² San Francisco Administrative Code Chapter 33.A.

[http://library.amlegal.com/nxt/gateway.dll/California/administrative/chapter33alocalimplementationoftheunited?f=templates\\$fn=default.htm\\$3.0\\$vid=amlegal:sanfrancisco_ca\\$sanc=JD_Chapter33A](http://library.amlegal.com/nxt/gateway.dll/California/administrative/chapter33alocalimplementationoftheunited?f=templates$fn=default.htm$3.0$vid=amlegal:sanfrancisco_ca$sanc=JD_Chapter33A).

II. Gender Analysis Findings

Many aspects of San Francisco's diversity are reflected in the overall population of appointees on San Francisco policy bodies. The analysis includes 84 policy bodies, of which 823 of the 887 seats are filled leaving 7% vacant. As outlined below in the summary chart, slightly more than half of appointees are women, half of appointees are people of color, 28% are women of color, 19% are LGBTQ, 11% have a disability, and 7% are veterans.

Figure 1: Summary Data of Policy Body Demographics, 2019

Appointee Demographics	Percentage of Appointees
Women (n=741)	51%
People of Color (n=706)	50%
Women of Color (n=706)	28%
LGBTQ Identified (n=548)	19%
People with Disabilities (n=516)	11%
Veteran Status (n=494)	7%

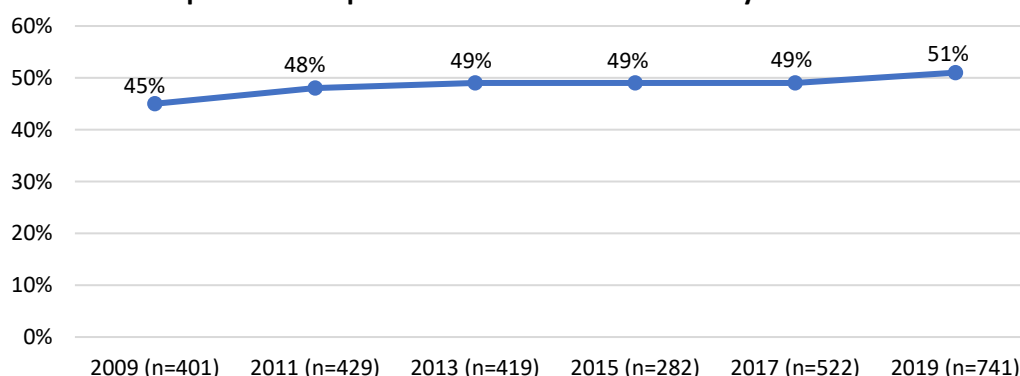
Source: SF DOSW Data Collection & Analysis.

However, further analysis reveals underrepresentation of particular groups. Subsequent sections present comprehensive data analysis providing comparison to previous years, detailing the variables of gender, race/ethnicity, LGBTQ identity, disability, veteran status, and policy body characteristics of budget size, decision-making authority, and appointment authority.

A. Gender

On San Francisco policy bodies, 51% of appointees identify as women, which is slightly above parity compared to the San Francisco female population of 49%. The representation of women remained stable at 49% from 2013 until 2017. This year, the representation of women increased by 2 percentage points, which could be partly due to the larger sample size used in this year's analysis compared to previous years. A 10-year comparison shows that the representation of women appointees has gradually increased since 2009 by a total of six percentage points.

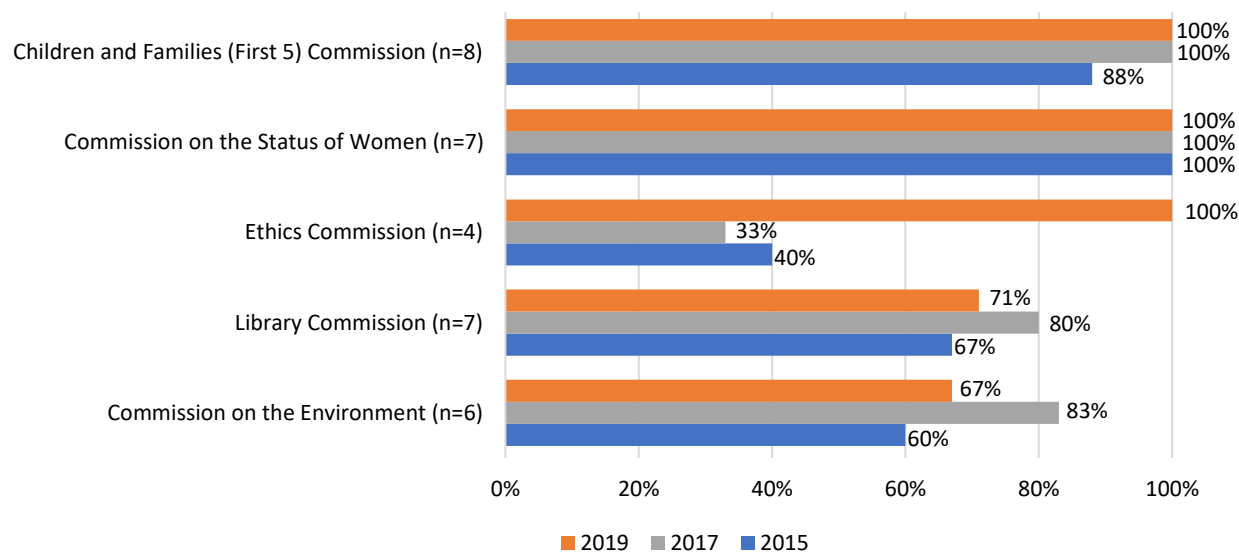
Figure 2: 10-Year Comparison of Representation of Women on Policy Bodies



Source: SF DOSW Data Collection & Analysis.

Figures 3 and 4 analyze Commissions and Boards. Figure 3 showcases the five Commissions and Boards with the highest representation of women appointees as compared to 2015 and 2013. The Children and Families (First Five) Commission and the Commission on the Status of Women are currently comprised of all women appointees. This finding has been consistent for the Commission on the Status of Women in 2015 and 2017. While the Ethics Commission has 100% women appointees, much more than 2015 and 2017, its small size of five appointees means that minimal changes in its demographic composition greatly impacts percentages. This is also the case for other policy bodies with a small number of members. The Library Commission and the Commission on the Environment are fourth and fifth on the list at 71% and 67% women, respectively, with long standing female majorities on each.

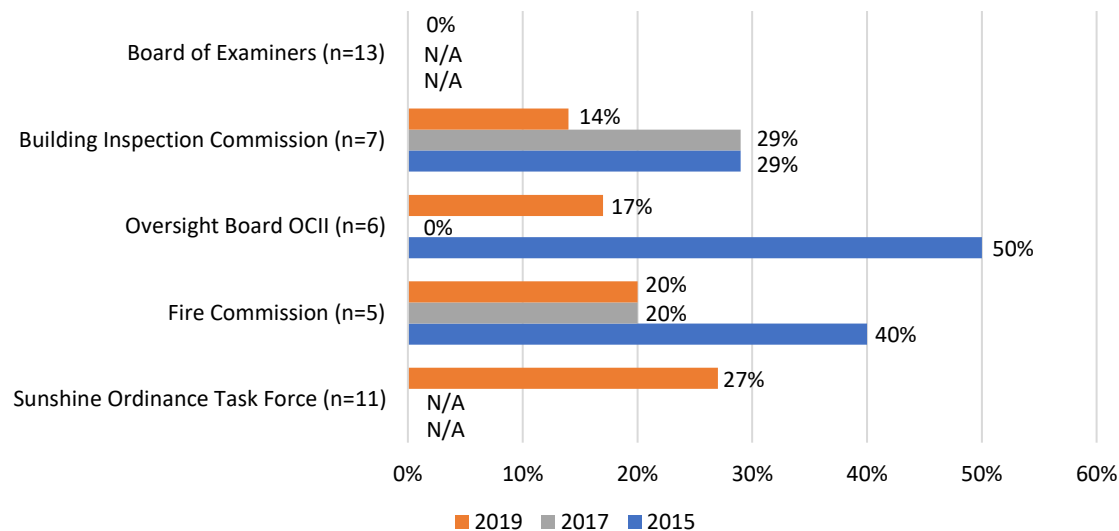
Figure 3: Commissions and Boards with Highest Percentages of Women, 2019 Compared to 2017, 2015



Source: SF DOSW Data Collection & Analysis.

Out of the Commissions and Boards in this section, 23 have 40% or less women. The five Commissions and Boards with the lowest representation of women are displayed in Figure 4. The lowest percentage is found on the Board of Examiners where currently *none* of the 13 appointees are women. Unfortunately, demographic data is unavailable for the Board of Examiners for 2017 and 2015. Next is the Building Inspection Commission at 14%, which is a decrease of female representation compared to 2017 and 2015. The Oversight Board of Community Investment and Infrastructure, Fire Commission, and Sunshine Ordinance Task Force also have some of the lowest percentages of women at 17%, 20%, and 27%, respectively. Unfortunately, the Sunshine Ordinance Task Force did not participate in previous analyses and therefore demographics data is unavailable for 2017 and 2015.

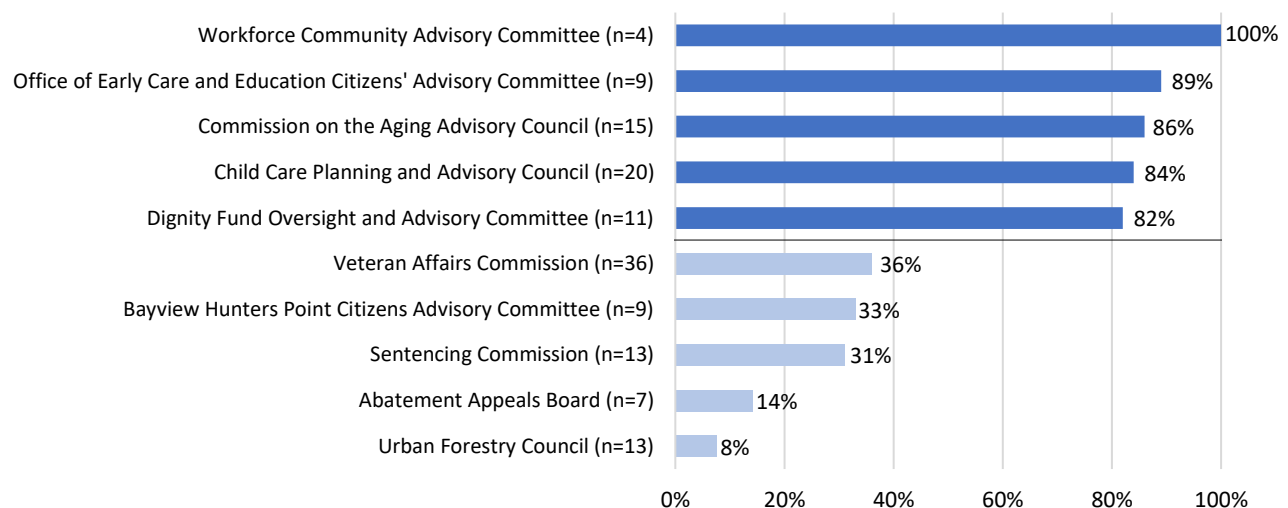
Figure 4: Commissions and Boards with Lowest Percentage of Women, 2019 Compared to 2017, 2015



Source: SF DOSW Data Collection & Analysis.

In addition to Commissions and Boards, Advisory Bodies were examined for the highest and lowest percentages of women. This is the first year such bodies have been included, thus comparison to previous years is unavailable. Figure 9 below displays the five Advisory Bodies with the highest and the five with the lowest representations of women. The Workforce Community Advisory Committees has the greatest representation of women at 100%, followed by the Office of Early Care and Education Citizen's Advisory Committee at 89%. The Advisory Bodies with the lowest percentage of women are the Urban Forestry Council at 8% of the 13-member body and the Abatement Appeals Board at 14% of the 7-member body.

Figure 5: Advisory Bodies with the Highest and Lowest Percentage of Women, 2019

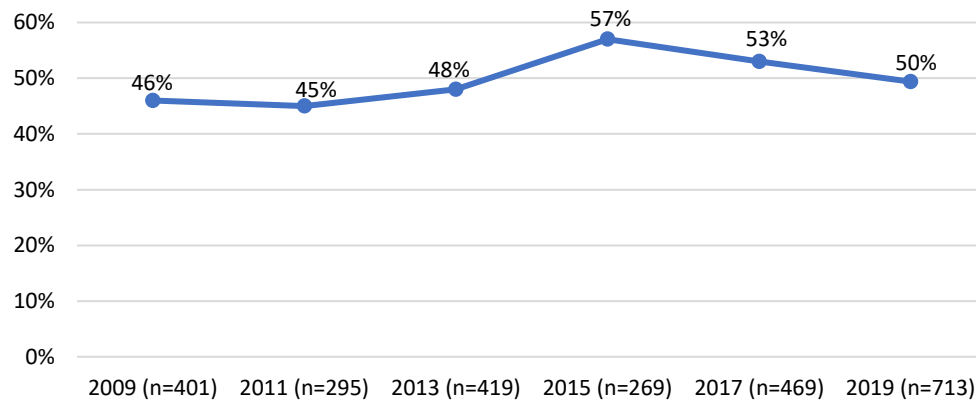


Source: SF DOSW Data Collection & Analysis.

B. Race and Ethnicity

Data on racial and ethnic identity was collected for 706, or 95%, of the 741 surveyed appointees. Although half of appointees identify as a race or ethnicity other than white or Caucasian, people of color are still underrepresented compared to the San Francisco population of 62%. The representation of people of color has increased since 2009 but has decreased following 2015. The number of appointees analyzed increased substantially in 2017 and 2019 compared to 2015, and these larger data samples have coincided with smaller percentages of people of color. The percentage decrease following 2017 could be partially due to the inclusion of more policy and advisory bodies, as the representation of people of color on Commissions and Boards dropped only slightly from 53% in 2017 to 52% in 2019.

Figure 6: 10-Year Comparison of Representation of People of Color on Policy Bodies



Source: SF DOSW Data Collection & Analysis.

The racial and ethnic breakdown of policy body members compared to the San Francisco population is shown in Figure 7. This analysis reveals underrepresentation and overrepresentation in San Francisco policy bodies for certain racial and ethnic groups. Half of all appointees are white, an overrepresentation by more than 10 percentage points. The Black and African American community is well represented on appointed policy bodies at 14% compared to 5% of the population of San Francisco. Characterizing this as an overrepresentation is inaccurate given the representation of Black or African American people on policy bodies has been consistent over the years while the San Francisco population has declined over the same period.³ Furthermore, the most recent nationwide estimate for the Black or African American population is 13%, which is nearly equal to the 14% of Black or African American appointees present on San Francisco policy bodies.⁴

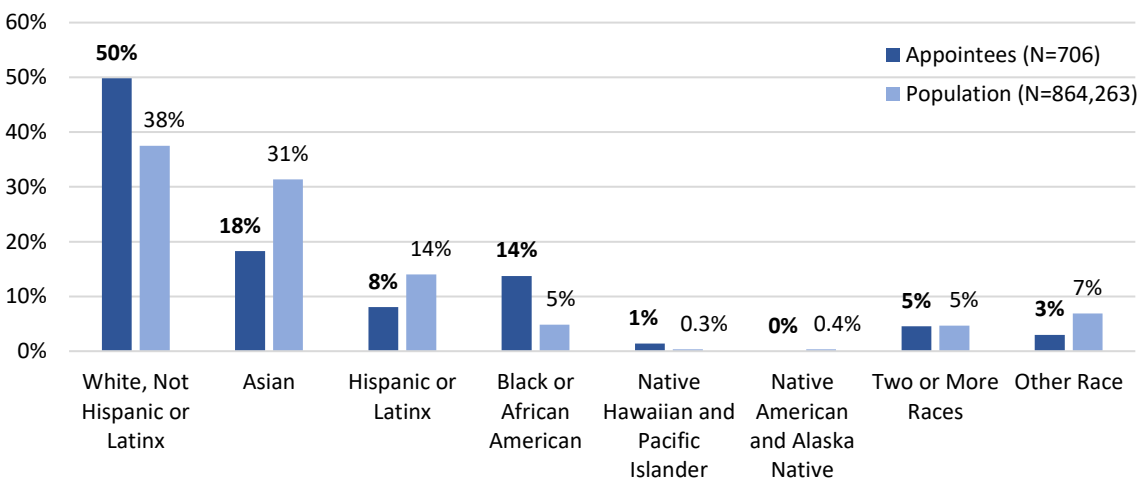
Considerably underrepresented racial and ethnic groups on San Francisco policy bodies compared to the San Francisco population are individuals who identify as Asian or Latinx. While Asians are 31% of the San Francisco population, they only make up 18% of appointees. While the Latinx population of San Francisco is 14%, only 8% of appointees are Latinx. Although there is a small population of Native

³ Samir Gambhir and Stephen Menendian, "Racial Segregation in the Bay Area, Part 2," *Haas Institute for a Fair and Inclusive Society* (2018).

⁴ US Census Bureau, 2018, Retrieved from <https://www.census.gov/quickfacts/fact/table/US/PST045218>.

Americans and Alaska Natives in San Francisco of 0.4%, none of the surveyed appointees identified themselves as such.

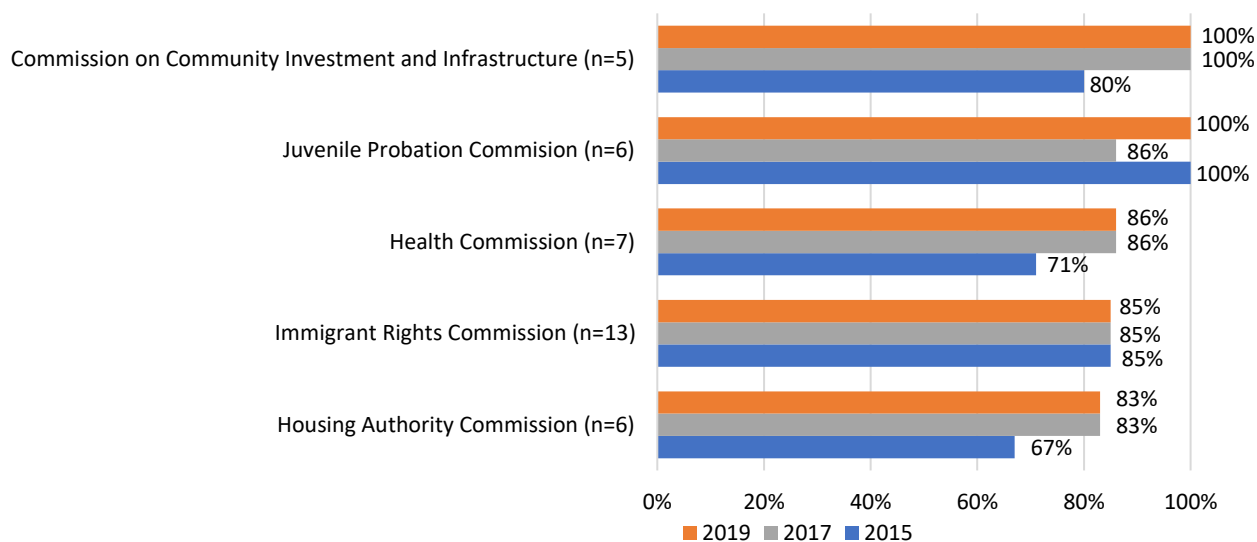
Figure 7: Race and Ethnicity of Appointees Compared to San Francisco Population, 2019



Sources: 2017 American Community Survey 5-Year Estimates, SF DOSW Data Collection & Analysis.

The next two graphs illustrate Commissions and Boards, and Advisory Bodies with the highest and lowest percentages of people of color. As shown in Figure 8, the Commission on Community Investment and Infrastructure remained at 100% from 2017, while the Juvenile Probation Commission has returned to 100% this year after a dip in 2017. Next is the Health Commission, Immigrant Rights Commission, and Housing Authority Commission at 86%, 85%, and 83%, respectively. Percentages of people of color on both the Health Commission and the Housing Authority Commission increased following 2015, and have remained consistent since 2017.

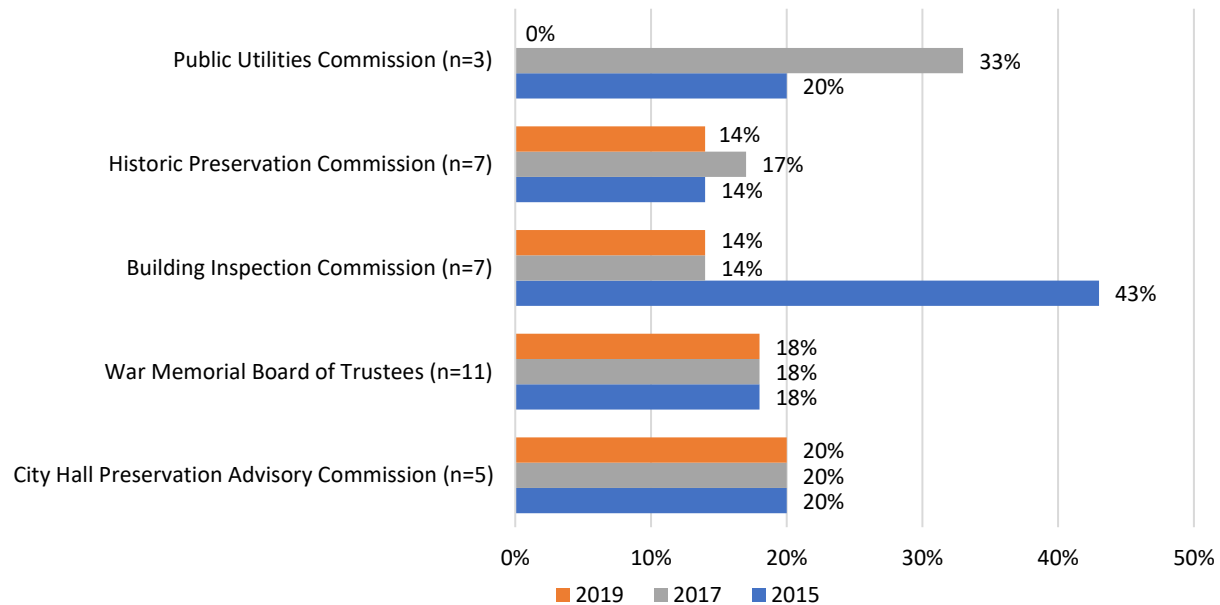
Figure 8: Commissions and Boards with Highest Percentage of People of Color, 2019 Compared to 2017, 2015



Source: SF DOSW Data Collection & Analysis.

There are 23 policy bodies that have 40% or less appointees who identified a racial and ethnic category other than white. Although the Public Utilities Commission has two vacancies, *none* of the current appointees identify as people of color. The Historic Preservation Commission and Building Inspection Commission are both at 14% representation for people of color. The Building Inspection Commission had a large drop from 43% in 2015, with the percentage of people of color decreasing to 14% in 2017 and remaining at this percent for 2019. Lastly, the War Memorial Board of Trustees and City Hall Preservation Advisory Commission have 18% and 20%, respectively.

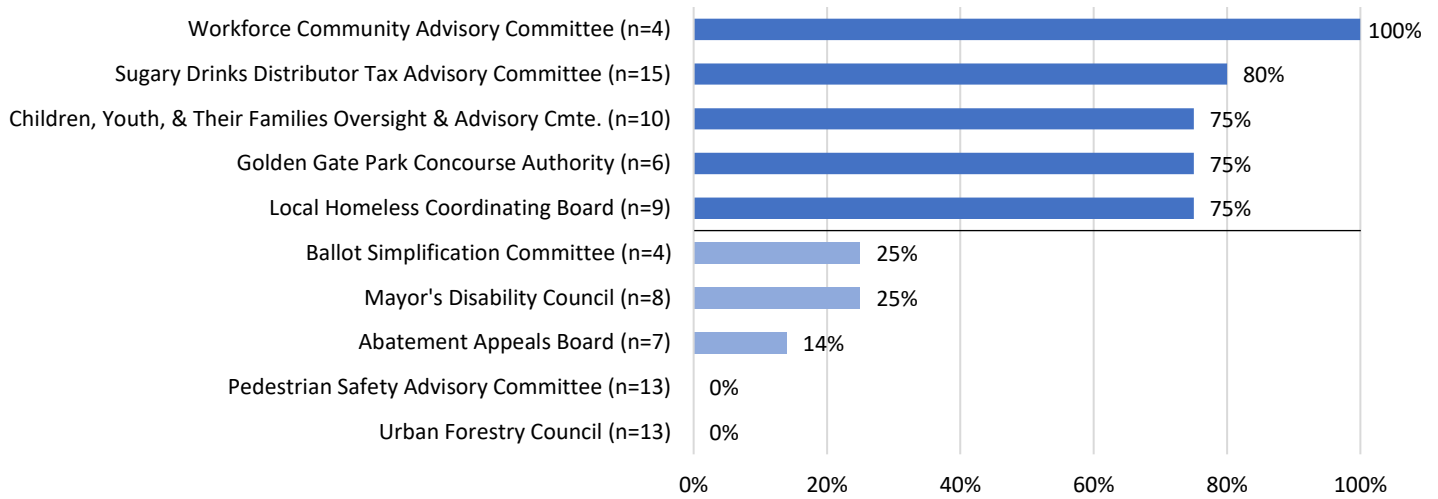
Figure 9: Commissions and Boards with Lowest Percentage of People of Color, 2019 Compared to 2017, 2015



Source: SF DOSW Data Collection & Analysis.

In addition to Commissions and Boards, Advisory Bodies were examined for the highest and lowest percentages of people of color. This is the first year such bodies have been included, thus comparison to previous years is unavailable. All members of the Workforce Community Advisory Committee are people of color. People of color comprise 80% of the Sugary Drinks Distributor Tax Advisory Committee, and 75% of appointees on the Children, Youth and Their Families Oversight and Advisory Committee, the Golden Gate Park Concourse Authority, and the Local Homeless Coordinating Board. Out of the five Advisory Bodies with the lowest representation of people of color, the Ballot Simplification Committee and the Mayor's Disability Council have 25% appointees of color, and the Abatement Appeals Board has 14% appointees of color. The Urban Forestry and the Pedestrian Safety Advisory Committee have no people of color currently serving.

Figure 10: Advisory Bodies with the Highest and Lowest Percentage of People of Color, 2019

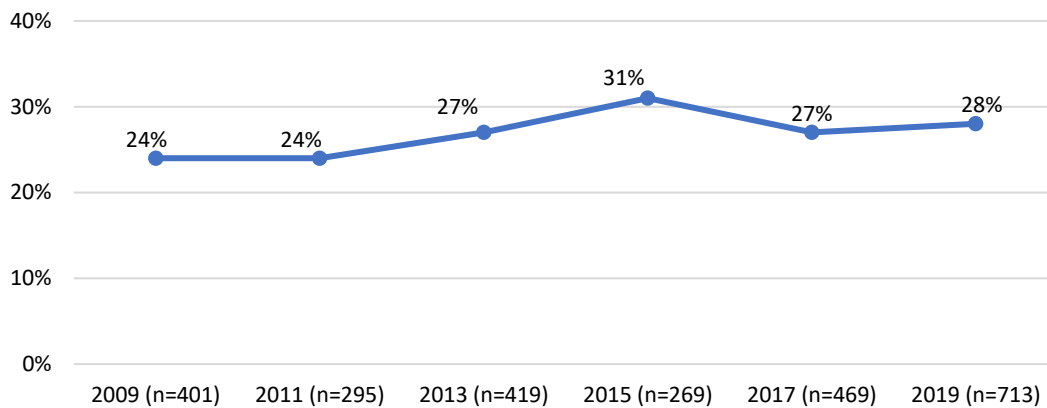


Source: SF DOSW Data Collection & Analysis.

C. Race and Ethnicity by Gender

White men and women are overrepresented on San Francisco policy bodies, while Asian and Latinx men and women are underrepresented. While women of color continue to be underrepresented at 28% compared to the San Francisco population of 32%, this is a slight increase from 2017 which showed 27% women of color. Meanwhile, men of color are 21% of appointees compared to 31% of the San Francisco population.

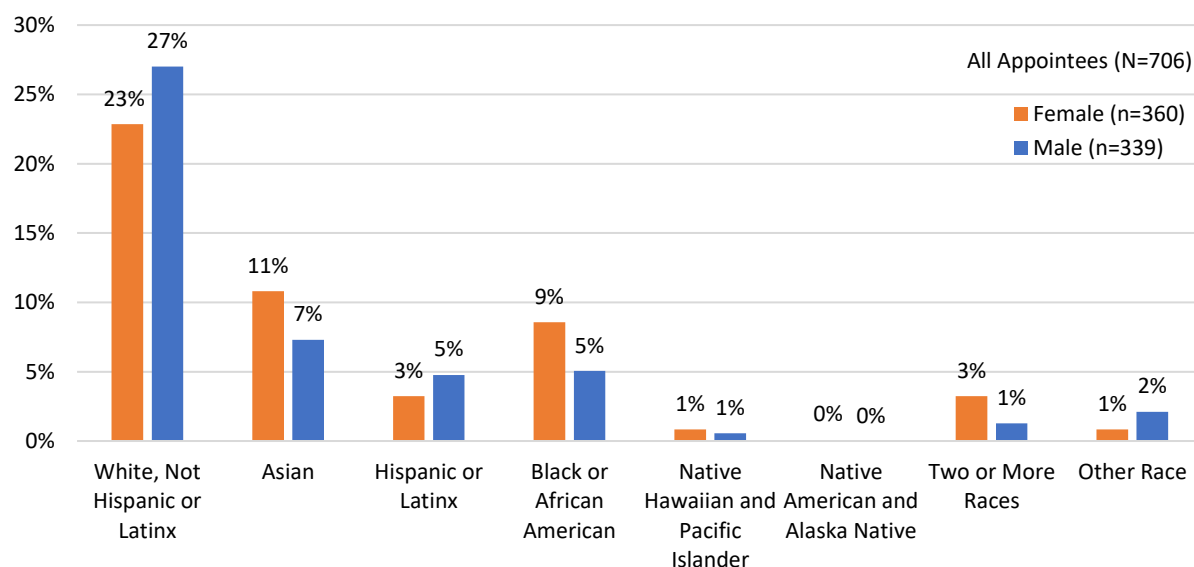
Figure 11: 10-Year Comparison of Representation of Women of Color on Policy Bodies



Source: SF DOSW Data Collection & Analysis.

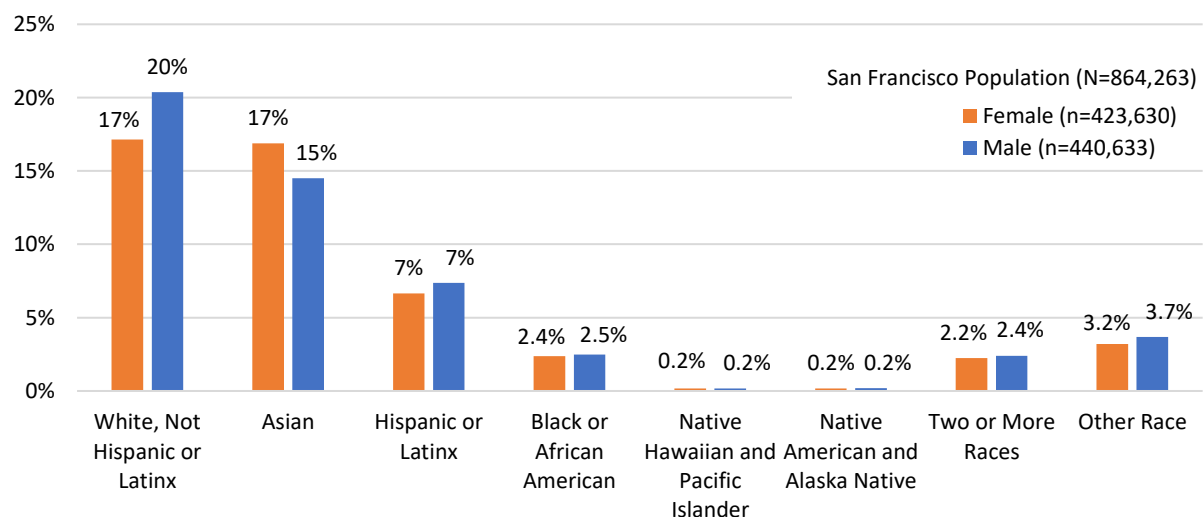
The following figures present the breakdown for appointees and the San Francisco population by race and ethnicity and gender. White men and women are overrepresented, holding 27% and 23% of appointments, respectively, compared to 20% and 17% of the population, respectively. Asian men and women are both greatly underrepresented with Asian women making up 11% of appointees compared to 17% of the population while Asian men comprise 7% of appointees and 15% of the population. Latinx men and women are also underrepresented, particularly Latinx women, who are 3% of appointees and 7% of the population, while Latinx men are 5% of appointees and 7% of the population. Black or African American men and women are well-represented with Black women comprising 9% of appointees and Black men comprising 5% of appointees. Pacific Islander men and women, and multiethnic women also exceed parity with the population. Although Native American men and women make up only 0.4% of San Francisco's population, none of the surveyed appointees identified themselves as such.

Figure 12: Appointees by Race/Ethnicity and Gender, 2019



Source: SF DOSW Data Collection & Analysis.

Figure 13: San Francisco Population by Race/Ethnicity, 2019



Source: 2017 American Community Survey 5-Year Estimates.

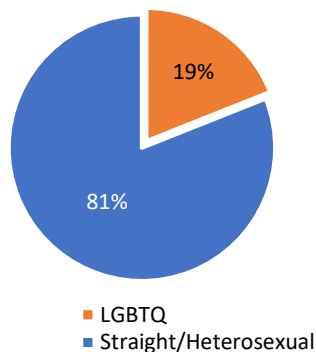
D. LGBTQ Identity

Lesbian, gay, bisexual, transgender, queer, and questioning (LGBTQ) identity data was collected from 548, or 75%, of the 741 surveyed appointees, which is much more data on LGBTQ identity compared to previous reports. Due to limited and outdated information on the population of the LGBTQ community in San Francisco, it is difficult to adequately assess the representation of the LGBTQ community. However, compared to available San Francisco, larger Bay Area, and national data, the LGBTQ community is well represented on San Francisco policy bodies. Recent research estimates the national LGBT population is 4.5%.⁵ The LGBT population of the San Francisco and greater Bay Area is estimated to rank the highest of U.S. cities at 6.2%,⁶ while a 2006 survey found that 15.4% of adults in San Francisco identify as LGBT⁷.

Of the appointees who responded to this question, 19% identify as LGBTQ and 81% identify as straight or heterosexual. Of the LGBTQ appointees, 48% identify as gay, 23% as lesbian, 17% as bisexual, 7% as queer, 5% as transgender, and 1% as questioning. Data on LGBTQ identity by race was not captured. Efforts to capture data on LGBTQ identity by race for future reports would enable more intersectional analysis.

Figure 14: LGBTQ Identity of Appointees, 2019

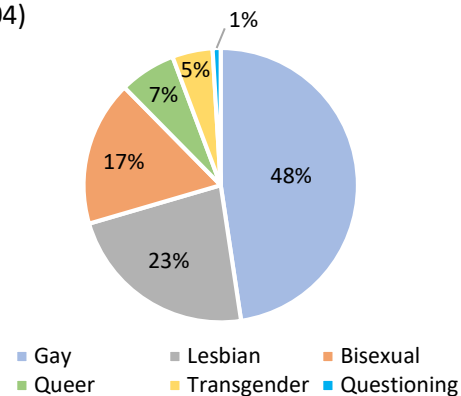
(N=548)



Source: SF DOSW Data Collection & Analysis.

Figure 15: LGBTQ Population of Appointees, 2019

(N=104)



Source: SF DOSW Data Collection & Analysis.

E. Disability Status

Overall, 12% of adults in San Francisco have one or more disabilities, and when broken down by gender, 6.2% are women and 5.7% are men. Disability data for transgender and gender non-conforming individuals in San Francisco is currently unavailable. Data on disability was obtained from 516, or 70%, of the 714 appointees who participated in the survey. Of the 516 appointees, 11.2% reported to have one

⁵ Frank Newport, "In U.S., Estimate of LGBT Population Rises to 4.5%," *GALLUP* (May 22, 2018) <https://news.gallup.com/poll/234863/estimate-lgbt-population-rises.aspx>.

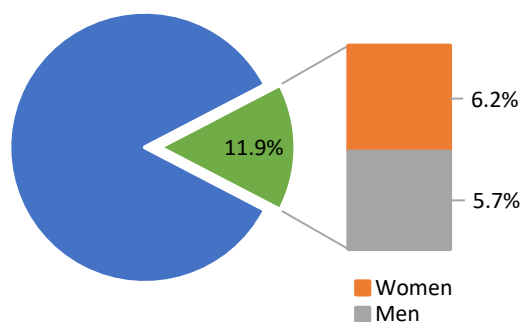
⁶ Gary J. Gates and Frank Newport, "San Francisco Metro Area Ranks Highest in LBGT Percentage," *GALLUP* (March 20, 2015) https://news.gallup.com/poll/182051/san-francisco-metro-area-ranks-highest-lgbt-percentage.aspx?utm_source=Social%20Issues&utm_medium=newsfeed&utm_campaign=tiles.

⁷ Gary J. Gates, "Same Sex Couples and the Gay, Lesbian, Bisexual Population: New Estimates from the American Community Survey," *The Williams Institute on Sexual Orientation Law and Public Policy, UCLA School of Law* (2006).

or more disabilities, which is near parity with the San Francisco population. Of the 11.2% appointees with one or more disabilities, 6.8% are women, 3.9% are men, 0.4% are trans women, and 0.2% are trans men.

Figure 16: San Francisco Adult Population with a Disability by Gender, 2017

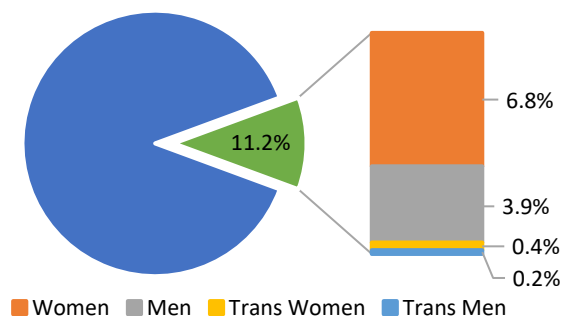
(N=744,243)



Source: 2017 American Community Survey 5-Year Estimates.

Figure 17: Appointees with One or More Disabilities by Gender, 2019

(N=516)



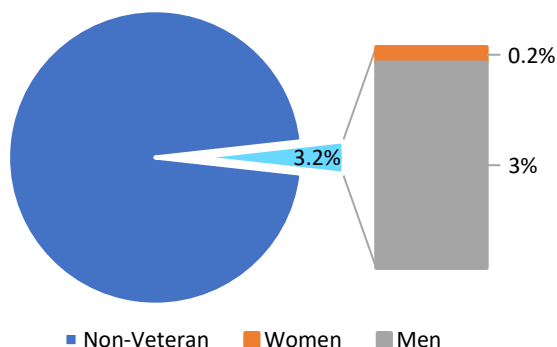
Source: SF DOSW Data Collection & Analysis.

F. Veteran Status

Overall, 3.2% of the adult population in San Francisco has served in the military. There is a considerable difference by gender, as male veterans are 3% and female veterans are 0.2% of the population. Data on veteran status was obtained from 494, or 67%, of appointees who participated in the survey. Of the 494 appointees who responded to this question, 7.1% have served in the military. Like the San Francisco population, there is a large difference by gender, as men comprise 5.7% and women make up only 1.2% of the total number of veteran appointees. Of participating appointees, 0.2% of veterans are trans women. Veteran status data on transgender and gender non-conforming individuals in San Francisco is currently unavailable.

Figure 18: San Francisco Adult Population with Military Service by Gender, 2017

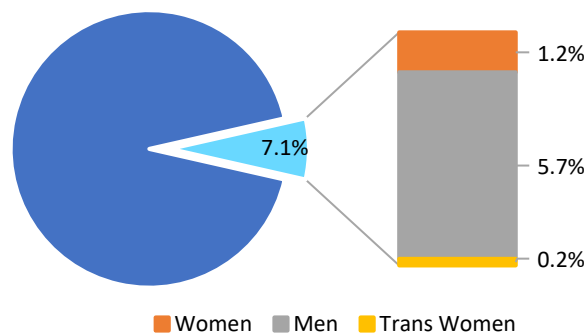
(N=747,896)



Source: 2017 American Community Survey 5-Year Estimates.

Figure 19: Appointees with Military Service, 2019

(N=494)



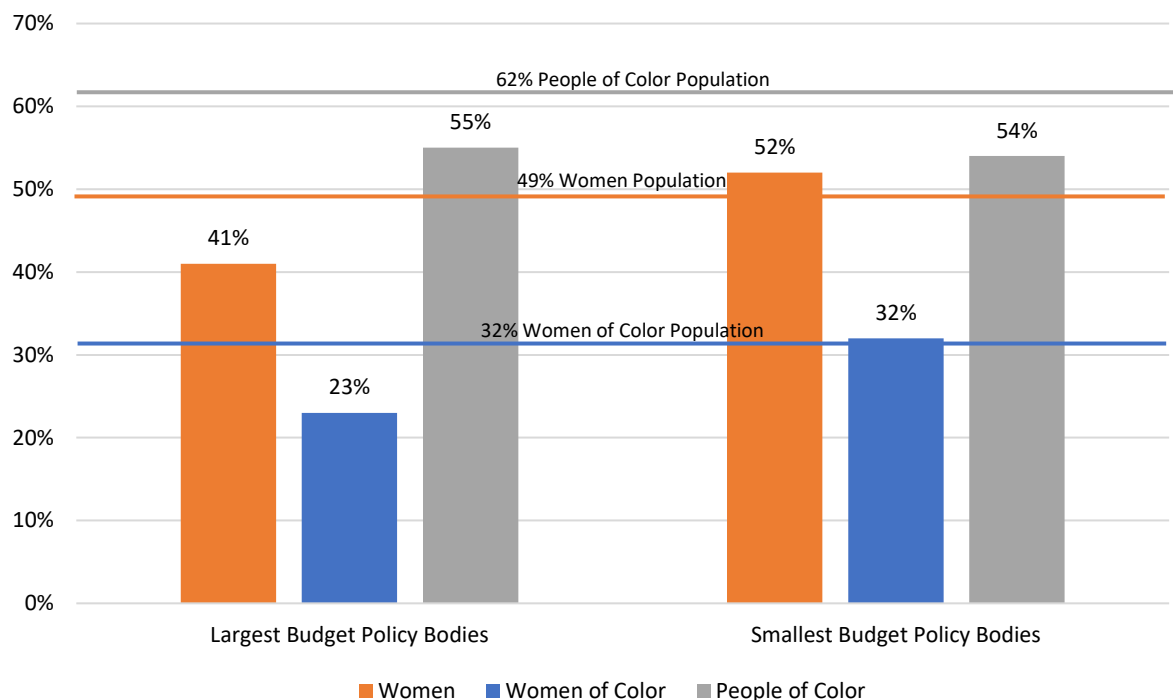
Source: SF DOSW Data Collection & Analysis.

G. Policy Bodies by Budget

This report also examines whether policy bodies with the largest and smallest budget sizes and other characteristics are demographically representative of the San Francisco population. In this section, budget size is used as a proxy for influence. Although this report has expanded the scope of analysis to include more policy bodies compared to previous reports, this section of analysis was limited to Commissions and Boards with decision-making authority and whose members file financial disclosures with the Ethics Commission. The purpose of this analysis is to evaluate the demographics for the spectrum of budgetary influence of policy bodies with decision-making authority in San Francisco.

Overall, appointees from the 10 largest budgeted Commissions and Boards are 55% people of color, 41% women, and 23% women of color. Appointees from the 10 smallest budgeted Commissions and Boards are 54% people of color, 52% women, and 32% women of color. Although still below parity with the San Francisco population, the representation of people of color on both the largest and smallest budgeted policy bodies is greater than the percentage of people of color for all appointees combined (50%). For women and women of color, their representation meets or exceeds parity with the population on the 10 smallest budgeted bodies. However, it falls far below parity for the 10 largest budgeted bodies. The representation of total women and women of color is greater on smaller budgeted policy bodies by 27%, and 39%, respectively.

Figure 20: Percent of Women, Women of Color, and People of Color on Commissions and Boards with Largest and Smallest Budgets in Fiscal Year 2018-2019



Source: SF DOSW Data Collection & Analysis.

Figure 21: Demographics of Commissions and Boards with Largest Budgets, 2019

Body	FY18-19 Budget	Total Seats	Filled seats	Women	Women of Color	People of Color
Health Commission	\$2,200,000,000	7	7	29%	14%	86%
Public Utilities Commission	\$1,296,600,000	5	3	67%	0%	0%
MTA Board of Directors and Parking Authority Commission	\$1,200,000,000	7	7	57%	14%	43%
Airport Commission	\$1,000,000,000	5	5	40%	20%	40%
Commission on Community Investment and Infrastructure	\$745,000,000	5	5	60%	60%	100%
Police Commission	\$687,139,793	7	7	43%	43%	71%
Health Authority (Plan Governing Board)	\$666,000,000	19	15	33%	27%	47%
Human Services Commission	\$529,900,000	5	5	40%	0%	40%
Fire Commission	\$400,721,970	5	5	20%	20%	40%
Aging and Adult Services Commission	\$334,700,000	7	7	43%	14%	57%
Total	\$9,060,061,763	72	66	41%	23%	55%

Source: SF DOSW Data Collection & Analysis.

Figure 22: Demographics of Commissions and Boards with Smallest Budgets, 2019

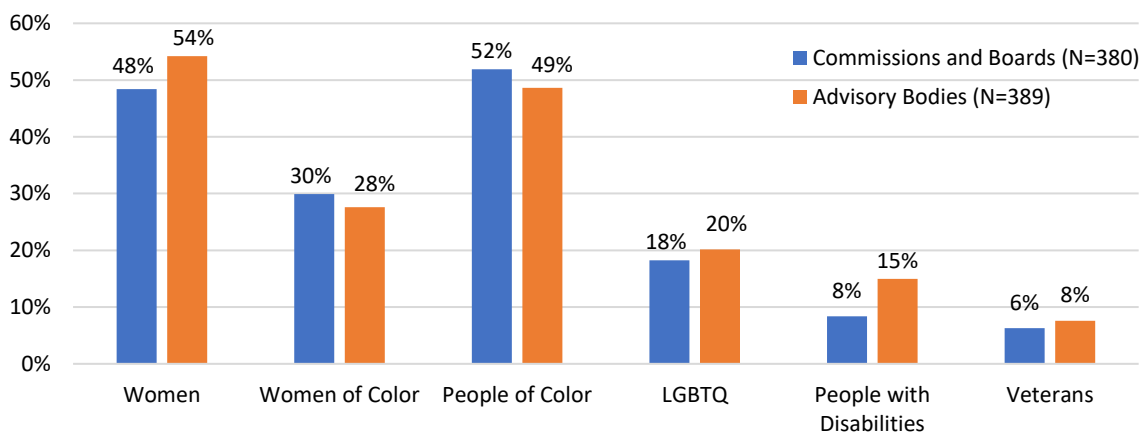
Body	FY18-19 Budget	Total Seats	Filled Seats	Women	Women of color	People of Color
Rent Board Commission	\$8,543,912	10	9	44%	11%	33%
Commission on the Status of Women	\$8,048,712	7	7	100%	71%	71%
Ethics Commission	\$6,458,045	5	4	100%	50%	50%
Human Rights Commission	\$4,299,600	12	10	50%	50%	70%
Small Business Commission	\$2,242,007	7	7	43%	29%	43%
Civil Service Commission	\$1,262,072	5	4	50%	0%	25%
Board of Appeals	\$1,072,300	5	5	40%	20%	40%
Entertainment Commission	\$1,003,898	7	7	29%	14%	57%
Assessment Appeals Board No.1, 2, & 3	\$663,423	24	18	39%	22%	44%
Youth Commission	\$305,711	17	16	56%	44%	75%
Total	\$33,899,680	99	87	52%	32%	54%

Source: SF DOSW Data Collection & Analysis.

H. Comparison of Advisory Body and Commission and Board Demographics

The comparison of the two policy body categories in this section provides another proxy for influence, as Commissions and Boards whose members file disclosures of economic interest have greater decision-making authority in San Francisco than Advisory Bodies whose members do not file economic interest disclosures. The percentages of total women, LGBTQ people, people with disabilities, and veterans are larger for total appointees on Advisory Bodies. However, the percentages of women of color and people of color on Commissions and Boards slightly exceeds the percentages of women of color and people of color on Advisory Bodies.

Figure 23: Demographics of Appointees on Commission and Boards and Advisory Bodies, 2019

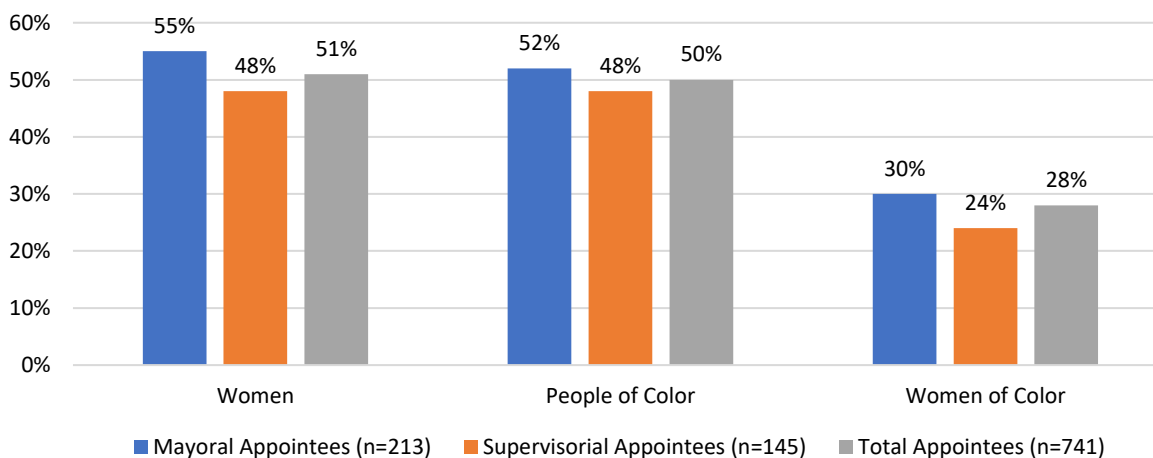


Source: SF DOSW Data Collection & Analysis.

I. Demographics of Mayoral, Supervisorial, and Total Appointees

Figure 24 compares the representation of women, women of color, and people of color for appointments made by the Mayor, Board of Supervisors, and by the total of all approving authorities combined. Mayoral appointments are more diverse, and consist of more women, women of color, and people of color compared to Supervisorial appointments. Mayoral appointments include 55% women, 30% women of color, and 52% people of color, while Supervisorial appointments are 48% women, 24% women of color, and 48% people of color. The total of all approving authorities combined average out at 51% women, 28% women of color, and 50% people of color. This disparity in diversity between Mayoral and Supervisorial appointments may be due in part to the appointment section process for each authority. The 11-member Board of Supervisors only sees applicants for specific bodies through the 3-member Rules Committee or by designees, stipulated in legislation (e.g. “renter,” “landlord,” “consumer advocate”), whereas the Mayor typically has the ability to take total appointments into account during selections, and can therefore better address gaps in diversity.

Figure 24: Demographics of Mayoral, Supervisorial, and Total Appointees, 2019



Source: SF DOSW Data Collection & Analysis.

III. Conclusion

Since the first gender analysis of Commissions and Boards in 2007, the representation of women appointees on San Francisco policy bodies has gradually increased. The *2019 Gender Analysis* finds the percentage of women appointees is 51%, which slightly exceeds the population of women in San Francisco.

When appointee demographics are analyzed by gender and race, women of color continue to be underrepresented on San Francisco policy bodies compared to the San Francisco population. Most notably underrepresented are Asian women who make up 17% of the population but only 11% of appointees, and Latinx women who make up 7% of the population but only 3% of appointees. Additionally, men of color are underrepresented relative to their San Francisco population, primarily Asian and Latinx men.

Furthermore, when analyzing the demographic composition of larger and smaller budgeted Commissions and Boards, women are underrepresented on those with the largest budgets, and overrepresented or reach parity with the population on smaller budgeted Commissions and Boards. These two trends are amplified for women of color appointees. Women comprise 41% of total appointees on the largest budgeted policy bodies, which is 8 percentage points below the population, and women of color comprise 23% of total appointees on the largest budgeted policy bodies, 9 percentage points below their San Francisco population. Comparatively, women are 52% of total appointees on the smallest budgeted policy bodies, and women of color are 32% of appointees, which is equal to the San Francisco population. However, the issue of largest and smallest budgeted policy bodies does not seem to impact the representation of people of color. People of color make up 55% of appointees on the largest budgeted policy bodies and 54% of appointees on the smallest budgeted policy bodies compared to 50% of total appointees. Nonetheless, these percentages still fall below the San Francisco population of people of color at 62%.

In addition to using budget size as a proxy for influence, this report analyzed demographic characteristics of appointees on Commissions and Boards who file disclosures of economic interest and have decision-making authority, and appointees on Advisory Bodies who do not file economic interest disclosures. Over half (54%) of appointees on Advisory Bodies are women, while 48% of appointees on Commissions and Boards are women. Although 48% is only slightly below the San Francisco population of women, women comprise a decently higher percentage of appointees on Advisory Bodies compared to Commissions and Boards.

This year's report features more data on LGBTQ identity, veteran status, and disability than previous gender analyses. The *2019 Gender Analysis* found a relatively high representation of LGBTQ individuals on San Francisco policy bodies. For the appointees that provided LGBTQ identity information, 19% identify as LGBTQ with the largest subset being gay men at 48%. It is recommended for future gender analyses to collect LGBTQ data by race and gender to provide additional intersectional analysis. The representation of appointees with disabilities is 11%, just below the 12% population. Veterans are highly represented on San Francisco policy bodies at 7% compared to the veteran population of 3%.

Additionally, this report evaluates and compares the representation of women, women of color, and people of color appointees by the Mayor, Board of Supervisors, and by the total of all approving authorities combined. Mayoral appointees include 55% women, 30% women of color, and 52% people

of color, which overall is more diverse by gender and race compared to both Supervisorial appointees and total appointees.

This report is intended to advise the Mayor, Board of Supervisors, and other appointing authorities, as they select appointments for policy bodies of the City and County of San Francisco. In spirit of the 2008 City Charter Amendment that establishes this biennial Gender Analysis report requirement and the importance of diversity on San Francisco policy bodies, efforts to address gaps in diversity and inclusion should remain at the forefront when making appointments in order to accurately reflect the population of San Francisco.

IV. Methodology and Limitations

This report focuses on City and County of San Francisco Commissions, Boards, Task Forces, Councils, and Committees that have the majority of members appointed by the Mayor and Board of Supervisors and that have jurisdiction limited to the City. The gender analysis reflects data from the policy bodies that provided information to the Department on the Status of Women through digital and paper survey.

Data was requested from 90 policy bodies and acquired from 84 different policy bodies and a total of 741 appointees. A Commissioner or Board member's gender identity, race/ethnicity, sexual orientation, disability status, and veteran status were among data elements collected on a voluntary basis. Data on lesbian, gay, bisexual, transgender, queer, or questioning (LGBTQ) identity, disability, and veteran status of appointees were incomplete or unavailable for some appointees but are included to the extent possible. As the fundamental objective of this report is to surface patterns of underrepresentation, every attempt has been made to reflect accurate and complete information in this report. Data for some policy bodies was incomplete, and all appointees who responded were included in the total demographic categories. Only policy bodies with full data on gender and race for all appointees were included in sections comparing demographics of individual bodies. It should be noted that for policy bodies with a small number of members, the change of a single individual greatly impacts the percentages of demographic categories. As such, these percentages should be interpreted with this in mind.

The surveyed policy bodies fall under two categories designated by the San Francisco Office of the City Attorney document entitled *List of City Boards, Commissions, and Advisory Bodies Created by Charter, Ordinance, or Statute*.⁸ This document separates San Francisco policy bodies into two different categories. The first category includes Commissions and Boards with decision-making authority and whose members are required to submit financial disclosures with the Ethics Commission, and the second category encompasses Advisory Bodies whose members do not submit financial disclosures with the Ethics Commission. Depending on the analysis criteria in each section of this report, the surveyed policy bodies and appointees are either examined comprehensively as a whole or examined separately in the two categories designated by the Office of the City Attorney.

Data from the U.S. Census 2013-2017 American Community Survey 5-Year Estimates provides a comparison to the San Francisco population. Figures 26 and 27 in the Appendix display these population estimates by race/ethnicity and gender.

⁸ "List of City Boards, Commissions, and Advisory Bodies Created by Charter, Ordinance, or Statute," Office of the City Attorney, <https://www.sfcityattorney.org/wp-content/uploads/2016/01/Commission-List-08252017.pdf>, (August 25, 2017).

Appendix

Figure 25: Policy Body Demographics, 2019⁹

Policy Body	Total Seats	Filled Seats	FY18-19 Budget	Women	Women of Color	People of Color
Abatement Appeals Board	7	7	\$76,500,000	14%	0%	14%
Aging and Adult Services Commission	7	7	\$334,700,000	57%	33%	57%
Airport Commission	5	5	\$1,000,000,000	40%	50%	40%
Arts Commission	15	15	\$37,000,000	67%	50%	60%
Asian Art Commission	27	27	\$30,000,000	63%	71%	59%
Assessment Appeals Board No.1	8	5	\$663,423	20%	0%	20%
Assessment Appeals Board No.2	8	8	-	50%	75%	63%
Assessment Appeals Board No.3	8	4	-	50%	50%	50%
Ballot Simplification Committee	5	4	\$0	75%	33%	25%
Bayview Hunters Point Citizens Advisory Committee	12	9	\$0	33%	100%	67%
Board of Appeals	5	5	\$1,072,300	40%	50%	40%
Board of Examiners	13	13	\$0	0%	0%	46%
Building Inspection Commission	7	7	\$76,500,000	14%	0%	14%
Child Care Planning and Advisory Council	25	19	\$26,841	84%	50%	50%
Children and Families Commission (First 5)	9	8	\$28,002,978	100%	75%	75%
Children, Youth, and Their Families Oversight and Advisory Committee	11	10	\$155,224,346	50%	80%	75%
Citizen's Committee on Community Development	9	8	\$39,696,467	75%	67%	63%
City Hall Preservation Advisory Commission	5	5	\$0	60%	33%	20%
Civil Service Commission	5	4	\$1,262,072	50%	0%	25%
Commission on Community Investment and Infrastructure	5	5	\$745,000,000	60%	100%	100%
Commission on the Aging Advisory Council	22	15	\$0	80%	33%	31%
Commission on the Environment	7	6	\$27,280,925	67%	50%	50%
Commission on the Status of Women	7	7	\$8,048,712	100%	71%	71%
Dignity Fund Oversight and Advisory Committee	11	11	\$3,000,000	82%	33%	45%
Eastern Neighborhoods Citizens Advisory Committee	19	13	\$0	38%	40%	44%
Elections Commission	7	7	\$15,238,360	57%	25%	29%
Entertainment Commission	7	7	\$1,003,898	29%	50%	57%
Ethics Commission	5	4	\$6,458,045	100%	50%	50%
Film Commission	11	11	\$0	55%	67%	50%
Fire Commission	5	5	\$400,721,970	20%	100%	40%
Golden Gate Park Concourse Authority	7	6	\$0	50%	67%	75%

⁹ Figure 25 only includes policy bodies with complete data on gender for all appointees. Some bodies had incomplete data on race/ethnicity of appointees. For these, percentages for people of color are calculated out of known race/ethnicity.

Policy Body	Total Seats	Filled Seats	FY18-19 Budget	Women	Women of Color	People of Color
Health Authority (Plan Governing Board)	19	15	\$666,000,000	33%	80%	50%
Health Commission	7	7	\$2,200,000,000	43%	50%	86%
Health Service Board	7	6	\$11,632,022	33%	0%	50%
Historic Preservation Commission	7	7	\$53,832,000	43%	33%	14%
Housing Authority Commission	7	6	\$60,894,150	50%	100%	83%
Human Rights Commission	12	10	\$4,299,600	60%	100%	70%
Human Services Commission	5	5	\$529,900,000	40%	0%	40%
Immigrant Rights Commission	15	13	\$0	54%	86%	85%
In-Home Supportive Services Public Authority	13	9	\$70,729,667	44%	50%	56%
Juvenile Probation Commission	7	6	\$48,824,199	33%	100%	100%
Library Commission	7	7	\$160,000,000	71%	40%	57%
Local Homeless Coordinating Board	9	9	\$40,000,000	56%	60%	75%
Mayor's Disability Council	11	8	\$0	75%	17%	25%
Mental Health Board	17	15	\$184,962	73%	64%	73%
MTA Board of Directors and Parking Authority Commission	7	7	\$1,200,000,000	57%	25%	43%
Office of Early Care and Education Citizens' Advisory Committee	9	9	\$0	89%	50%	56%
Oversight Board (COII)	7	6	\$745,000,000	17%	100%	67%
Pedestrian Safety Advisory Committee	17	13	\$0	46%	17%	8%
Planning Commission	7	6	\$53,832,000	50%	67%	33%
Police Commission	7	7	\$687,139,793	43%	100%	71%
Port Commission	5	5	\$192,600,000	60%	67%	60%
Public Utilities Citizen's Advisory Committee	17	13	\$0	54%	14%	31%
Public Utilities Commission	5	3	\$1,296,600,000	67%	0%	0%
Public Utilities Rate Fairness Board	7	6	\$0	33%	100%	67%
Public Utilities Revenue Bond Oversight Committee	7	5	\$0	40%	50%	40%
Recreation and Park Commission	7	7	\$230,900,000	29%	50%	43%
Reentry Council	24	23	\$0	43%	70%	70%
Rent Board Commission	10	9	\$8,543,912	44%	25%	33%
Residential Users Appeal Board	3	2	\$0	0%	0%	50%
Retirement System Board	7	7	\$95,000,000	43%	67%	29%
Sentencing Commission	13	13	\$0	31%	25%	67%
Small Business Commission	7	7	\$2,242,007	43%	67%	43%
SRO Task Force	12	12	\$0	42%	25%	55%
Sugary Drinks Distributor Tax Advisory Committee	16	15	\$0	67%	70%	80%
Sunshine Ordinance Task Force	11	11	\$0	27%	67%	36%
Sweatfree Procurement Advisory Group	11	7	\$0	43%	67%	43%
Treasure Island Development Authority	7	6	\$18,484,130	50%	N/A	N/A

Policy Body	Total Seats	Filled Seats	FY18-19 Budget	Women	Women of Color	People of Color
Treasure Island/Yerba Buena Island Citizens Advisory Board	17	13	\$0	54%	N/A	N/A
Urban Forestry Council	15	13	\$153,626	8%	0%	0%
Veterans Affairs Commission	17	11	\$0	36%	50%	55%
War Memorial Board of Trustees	11	11	\$18,185,686	55%	33%	18%
Workforce Community Advisory Committee	8	4	\$0	100%	100%	100%
Youth Commission	17	16	\$305,711	56%	78%	75%

Source: SF DOSW Data Collection & Analysis, 2019.

Figure 26: San Francisco Population Estimates by Race/Ethnicity, 2017

Race/Ethnicity	Total	
	Estimate	Percent
San Francisco County California	864,263	-
White, Not Hispanic or Latino	353,000	38%
Asian	295,347	31%
Hispanic or Latinx	131,949	14%
Some other Race	64,800	7%
Black or African American	45,654	5%
Two or More Races	43,664	5%
Native Hawaiian and Pacific Islander	3,226	0.3%
Native American and Alaska Native	3,306	0.4%

Source: 2017 American Community Survey 5-Year Estimates.

Figure 27: San Francisco Population Estimates by Race/Ethnicity and Gender, 2017

Race/Ethnicity	Total		Female		Male	
	Estimate	Percent	Estimate	Percent	Estimate	Percent
San Francisco County California	864,263	-	423,630	49%	440,633	51%
White, Not Hispanic or Latino	353,000	38%	161,381	17%	191,619	20%
Asian	295,347	31%	158,762	17%	136,585	15%
Hispanic or Latinx	131,949	14%	62,646	7%	69,303	7%
Some Other Race	64,800	7%	30,174	3%	34,626	4%
Black or African American	45,654	5%	22,311	2.4%	23,343	2.5%
Two or More Races	43,664	5%	21,110	2.2%	22,554	2.4%
Native Hawaiian and Pacific Islander	3,226	0.3%	1,576	0.2%	1,650	0.2%
Native American and Alaska Native	3,306	0.4%	1,589	0.2%	1,717	0.2%

Source: 2017 American Community Survey 5-Year Estimates.

City and County of San Francisco
Department on the Status of Women
25 Van Ness Avenue, Suite 240
San Francisco, California 94102
sfgov.org/dosw
dosw@sfgov.org
415.252.2570