

FILE NO. 210169

Petitions and Communications received from February 4, 2021, through February 18, 2021, for reference by the President to Committee considering related matters, or to be ordered filed by the Clerk on February 23, 2021.

Personal information that is provided in communications to the Board of Supervisors is subject to disclosure under the California Public Records Act and the San Francisco Sunshine Ordinance. Personal information will not be redacted.

From the Office of the Mayor, making the following reappointments and nominations to the noted bodies. Copy: Each Supervisor. (1)

Reappointments pursuant to Charter, Section 3.100(18):

- **Library Commission:**
  - Pete Huang - term ending January 15, 2025
  - Susan Mall - term ending January 15, 2025
  - Teresa Ono - term ending January 15, 2025
- **Health Commission**
  - Laurie Green - term ending January 15, 2024
  - Tessie Guillermo - term ending January 15, 2025
- **Fire Commission**
  - Ken Cleaveland - term ending January 15, 2025

(Re)nominations pursuant to Charter, Section 4.135:

- **Historical Preservation Commission**
  - Ruchira Nageswaran - term ending December 31, 2024
  - Diane Matsuda - term ending December 31, 2024 (Renomination)
  - Chris Foley - term ending December 31, 2024 (Renomination)

From the Office of the Mayor, submitting a press release, titled "Newly Renovated Willie 'Woo Woo' Wong Playground and Clubhouse Opens in Time for Lunar New Year." Copy: Each Supervisor. (2)

From the Office of the Mayor, submitting a press release, titled "Joaquín Torres Sworn in as San Francisco's Assessor-Recorder." Copy: Each Supervisor. (3)

From the Department of Public Health, submitting updates to the Order of the Health Officer No. C19-07s; and Health Directive No. 2020-34b. Copy: Each Supervisor. (4)

From the Office of the Controller's Budget & Analysis Division, pursuant to Charter, Section 3.105, submitting the Six-Month Budget Status Report for Fiscal Year 2020-2021. Copy: Each Supervisor. (5)

From the Police Department, submitting the Fourth Quarter 2020 Report per Chapter 96A, Law Enforcement Reporting Requirements and Crime Victim Data Reporting. Copy: Each Supervisor. (6)

From the Office of Economic and Workforce Development, submitting Joaquín Torres' swearing in ceremony invitation as Assessor-Recorder. Copy: Each Supervisor. (7)

From the Office of the Chief Medical Examiner, submitting Accidental Overdose Deaths Report for February 2021. Copy: Each Supervisor. (8)

From the Police Commission, submitting Police Commission Resolution No. 21-14, titled "Resolution Urging the Prompt Development and Implementation of a Distribution Plan for COVID-19 Vaccines to SFPD Members." Copy: Each Supervisor. (9)

From the Office of Small Business and the Small Business Commission, submitting a letter of support for the amendment of the proposed Resolution urging the establishment of a Special Advisory Committee on federal stimulus spending. File No. 201420. Copy: Each Supervisor. (10)

From the Office of Small Business and the Small Business Commission, submitting adopted Resolution No. 002-2020-SBC, titled "Urging Customer Service Oriented Practices at the Department of Public Works." Copy: Each Supervisor. (11)

From the Office of the Controller, pursuant to Charter, Section F1.105, submitting the City Services Auditor Summary of Implementation Status of Recommendations Followed up on in the 2<sup>nd</sup> Quarter of Fiscal Year 2020-2021 Report. Copy: Each Supervisor. (12)

From the Real Estate Division, submitting a response to the Letter of Inquiry from Supervisor Chan regarding the leasing of City owned properties. Copy: Each Supervisor. (13)

From the Office of the Treasurer & Tax Collector, pursuant to California Government State Code, Section 53646, submitting the Pooled Investment Report for the month of January 2021. Copy: Each Supervisor. (14)

From the California Public Utilities Commission, submitting three notices for projects from Verizon Wireless. 3 Letters. Copy: Each Supervisor. (15)

From Jamey Frank, regarding various subjects on the Municipal Transportation Agency and MUNI. Copy: Each Supervisor. (16)

From Dante King, regarding the film "American Skin" and the culture of the San Francisco Police Department. Copy: Each Supervisor. (17)



From Karen Wong, regarding rental assistance grants for small-time landlords. Copy: Each Supervisor. (18)

From the San Francisco LatinX Democratic Club, regarding support for the proposed Ordinance amending Police Code - Right to Reemployment Following Layoff Due to COVID-19 Pandemic. File No. 200830. Copy: Each Supervisor. (19)

From Sara Stolarski, regarding the increase of crime in District 1. Copy: Each Supervisor. (20)

From Susan Mohun, regarding crime in San Francisco. Copy: Each Supervisor. (21)

From various community organizations, regarding vaccines for frontline shelter staff. Copy: Each Supervisor. (22)

From various community organizations, regarding Shelter In Place (SIP) hotels. Copy: Each Supervisor. (23)

From the Palace Hotel, regarding vandalism surrounding their location. Copy: Each Supervisor. (24)

From various organizations, regarding support for the "Place for All" Ordinance. File No. 201187. 2 Letters. Copy: Each Supervisor. (25)

From various organizations, regarding the search for a new Director of the Office of Economic and Workforce Development. 1 Letter. Copy: Each Supervisor. (26)

From Angelina Le Grix, regarding support for the funding of the San Francisco Fire Department and San Francisco NERT Program. Copy: Each Supervisor. (27)

From Kathy Kojimoto, regarding COVID-19 vaccines. 2 Letters. Copy: Each Supervisor. (28)

From concerned citizens, providing support to oppose or continue San Francisco County Transportation Authority (SFCTA) Agenda Item No. 8. 2 Letters. Copy: Each Supervisor. (29)

From the United Association of Journeymen and Apprentice of the Plumbing and Pipe Fitting Industry, UA Local 38, regarding the proposal for Expansion of Requirements for Alternate Water Source Systems and Reclaimed Water System due to the amending of the Building Code, Environment Code - Mandating New Construction Be All - Electric Ordinance No. 237-20. File No. 200701. Copy: Each Supervisor. (30)

From Dennis Hong, regarding the renaming of schools in San Francisco. Copy: Each Supervisor. (31)

From the California Alliance for Retired Americans, regarding the ban of taxi provided para-transit service on Market Street by the Municipal Transportation Agency. Copy: Each Supervisor. (32)

From the Hayes Valley Merchants Association (In Formation), regarding various subjects about crime in their area. Copy: Each Supervisor. (33)

From concerned citizens, regarding support of the proposed Ordinance waiving Business Registration Fees and Certain License Fees. File No. 201415. 2 Letters. Copy: Each Supervisor. (34)

From the San Francisco Council of District Merchants Associations, regarding various subjects related to the proposed Ordinance amending Administrative Code - San Francisco Reinvestment Working Group. File No. 210078. Copy: Each Supervisor. (35)

From the San Francisco Council of District Merchants Associations, regarding support for the proposed Resolution Urging the Establishment of a Special Advisory Committee on federal stimulus spending for small business. File No. 210122. Copy: Each Supervisor. (36)

From concerned citizens, regarding support for the proposed Ordinance waiving Business Registration Fees and Certain License Fees. File No. 201415. 2 Letters. Copy: Each Supervisor. (37)

From Viola Buitoni, regarding a UESF press release. Copy: Each Supervisor. (38)

From a concerned citizen, regarding wages at grocery stores in San Francisco. Copy: Each Supervisor. (39)

From a concerned citizen, regarding various subjects. Copy: Each Supervisor. (40)

From concerned citizens, regarding zoning laws and affordable housing. 7 Letters. Copy: Each Supervisor. (41)

From concerned citizens, regarding support for a harm reduction hearing. 8 Letters. File No. 201232. Copy: Each Supervisor. (42)

From Anonymous, regarding various subjects pertaining to the Sunshine Ordinance. 4 Letters. Copy: Each Supervisor. (43)

From concerned citizens, regarding school re-openings in San Francisco. 3 Letters. Copy: Each Supervisor. (44)

From Shad Fenton, regarding various subjects. 15 Letters. Copy: Each Supervisor. (45)

From concerned citizens, regarding the Observation Wheel in Golden Gate Park. 91 Letters. Copy: Each Supervisor. (46)

From Joey Sequeira, regarding COVID-19 vaccines. Copy: Each Supervisor. (47)

From Chris K., regarding various subjects. 2 Letters Copy: Each Supervisor. (48)

From Eileen Boken, regarding various subjects. Copy: Each Supervisor. (49)

From the Bay Area Chapter of Americans for Safe Access, regarding Medical Marijuana Awareness Week. Copy: Each Supervisor. (50)

From RJ Sloan, regarding a video by the Adachi Project pertaining to uninhabitable conditions present at 111 Taylor Street in the Tenderloin neighborhood. Copy: Each Supervisor. (51)

From Zach Karnazes, regarding access to the Tenderloin Drug Task Force meeting held on February 9, 2021. Copy: Each Supervisor. (52)

From the Office of the Mayor, submitting the Thirty-Fourth Supplement to the Mayoral Proclamation Declaring the Existence of a Local Emergency. (53)

**BOARD of SUPERVISORS**



**City Hall**  
**1 Dr. Carlton B. Goodlett Place, Room 244**  
**San Francisco 94102-4689**  
**Tel. No. 554-5184**  
**Fax No. 554-5163**  
**TDD/TTY No. 554-5227**

---

**MEMORANDUM**

---

Date: February 12, 2021  
To: Members, Board of Supervisors  
From: *Acc* Angela Calvillo, Clerk of the Board  
Subject: Mayoral Reappointments - Library Commission

---

On February 11, 2021, the Mayor submitted the following complete reappointment packages pursuant to Charter, Section 3.100(18). Appointments in this category are effective immediately unless rejected by a two-thirds vote of the Board of Supervisors within 30 days.

- **Pete Huang - Library Commission - term ending January 15, 2025**
- **Susan Mall - Library Commission - term ending January 15, 2025**
- **Teresa Ono - Library Commission - term ending January 15, 2025**

Pursuant to Board Rule 2.18.3, a Supervisor may request a hearing on a Mayoral appointment by timely notifying the Clerk in writing.

Upon receipt of such notice, the Clerk shall refer the appointment to the Rules Committee so that the Board may consider the appointment and act within 30 days of the transmittal letter as provided in Charter, Section 3.100(18).

If you would like to hold a hearing on any of these reappointments please let me know in writing by 12:00 p.m. on Friday, February 19, 2021, and we will work with the Rules Committee Chair to schedule a hearing.

c: Aaron Peskin- Rules Committee Chair  
Alisa Somera - Legislative Deputy  
Victor Young - Rules Clerk  
Anne Pearson - Deputy City Attorney  
Sophia Kittler - Mayor's Legislative Liaison



## Notice of Reappointment

February 11, 2021

San Francisco Board of Supervisors  
City Hall, Room 244  
1 Dr. Carlton B. Goodlett Place  
San Francisco, CA 94102

Honorable Board of Supervisors,

Pursuant to Charter Section 3.100(18), of the City and County of San Francisco, I make the following reappointment:

**Pete Huang** to the Library Commission for a four-year term ending January 15, 2025.

I am confident that Mr. Huang will continue to serve our community well. Attached are his qualifications to serve, which demonstrate how his appointment represents the communities of interest, neighborhoods and diverse populations of the City and County of San Francisco.

Should you have any question about this appointment, please contact my Director of Commission Affairs, Tyra Fennell, at 415-554-6696.

Sincerely,

A handwritten signature in blue ink, reading "London N. Breed".

London N. Breed  
Mayor, City and County of San Francisco

OFFICE OF THE MAYOR  
SAN FRANCISCO



LONDON N. BREED  
MAYOR

## Notice of Reappointment

February 11, 2021

San Francisco Board of Supervisors  
City Hall, Room 244  
1 Dr. Carlton B. Goodlett Place  
San Francisco, CA 94102

Honorable Board of Supervisors,

Pursuant to Charter Section 3.100(18), of the City and County of San Francisco, I make the following reappointment:

**Susan Mall** to the Library Commission for a four-year term ending January 15, 2025.

I am confident that Ms. Mall will continue to serve our community well. Attached are her qualifications to serve, which demonstrate how her appointment represents the communities of interest, neighborhoods and diverse populations of the City and County of San Francisco.

Should you have any question about this appointment, please contact my Director of Commission Affairs, Tyra Fennell, at 415-554-6696.

Sincerely,

A handwritten signature in blue ink, reading "London N. Breed".

London N. Breed  
Mayor, City and County of San Francisco

OFFICE OF THE MAYOR  
SAN FRANCISCO



LONDON N. BREED  
MAYOR

## Notice of Reappointment

February 11, 2021

San Francisco Board of Supervisors  
City Hall, Room 244  
1 Dr. Carlton B. Goodlett Place  
San Francisco, CA 94102

Honorable Board of Supervisors,

Pursuant to Charter Section 3.100(18), of the City and County of San Francisco, I make the following reappointment:

**Teresa Ono** to the Library Commission for a four-year term ending January 15, 2025.

I am confident that Ms. Ono will continue to serve our community well. Attached are her qualifications to serve, which demonstrate how her appointment represents the communities of interest, neighborhoods and diverse populations of the City and County of San Francisco.

Should you have any question about this appointment, please contact my Director of Commission Affairs, Tyra Fennell, at 415-554-6696.

Sincerely,

A handwritten signature in blue ink, reading "London N. Breed".

London N. Breed  
Mayor, City and County of San Francisco

**From:** [Press Office, Mayor \(MYR\)](#)  
**To:** [Press Office, Mayor \(MYR\)](#)  
**Subject:** \*\*\* PRESS RELEASE \*\*\* NEWLY RENOVATED WILLIE 'WOO WOO' WONG PLAYGROUND AND CLUBHOUSE  
OPENS IN TIME FOR LUNAR NEW YEAR  
**Date:** Friday, February 12, 2021 10:11:24 AM  
**Attachments:** [02.12.21 Willie Woo Woo Wong Playground.pdf](#)

---

**FOR IMMEDIATE RELEASE:**

Friday, February 12, 2021

Contact: Mayor's Office of Communications, [mayorspressoffice@sfgov.org](mailto:mayorspressoffice@sfgov.org)

**\*\*\* PRESS RELEASE \*\*\***

**NEWLY RENOVATED WILLIE 'WOO WOO' WONG  
PLAYGROUND AND CLUBHOUSE OPENS IN TIME FOR  
LUNAR NEW YEAR**

*New open space in Chinatown will provide safe, clean place for kids and their families to play,  
and newly renovated clubhouse will operate as a Community Hub in March*

**San Francisco, CA** — Mayor London N. Breed today announced the opening of the Willie “Woo Woo” Wong Playground—a center for community engagement and recreation for all ages in the heart of Chinatown. The playground recently completed a top-to-bottom renovation that includes an expanded children’s play area, new clubhouse featuring public art, and improved access to the park. In March, the City will open a new Community Hub at the clubhouse, which will provide approximately 12 students with in-person support for distance learning, healthy meals and snacks, and recreation opportunities.

The playground, serving families in one of San Francisco’s densest and most culturally celebrated neighborhoods, now features custom designed play equipment inspired by Chinese mythology. A huge, climbable water dragon sculpture wraps itself around a two-level tower and slide. A fiery phoenix sculpture bridges the separate zones for tots and school age children.

“I am so excited to open this playground and beautiful community space in Chinatown just in time for Lunar New Year,” said Mayor Breed. “Willie “Woo Woo” Wong Playground has been reimaged as a creative, accessible place for children, seniors, and everyone in between to connect and play. Parks and playgrounds make cities livable, particularly in dense areas, and investing in neighborhood spaces and projects like this are critical for San Francisco’s wellbeing and our recovery.”

The reimaged half-acre park features new bridges and pathways that connect into a cohesive design. Renovated sport courts accommodate basketball, badminton, volleyball and pickleball players. A new plaza with fitness equipment and resilient surfacing opens to the newly improved Hang Ah Alley. The property also includes new landscaping, irrigation and stormwater infrastructure.

The clubhouse and its rooftop athletic court have been renovated as well. The clubhouse now includes a large multi-purpose room with bleacher seating, kitchenette, elevator, expanded bathrooms, office space, and storage. Each feature of the park is connected and ADA-accessible, with improved lighting and pavement.



The \$14.5 million renovation was funded in part through the 2012 Clean and Safe Neighborhood Parks Bond. Funding also included \$4.5 million from the Downtown Park Fund, established in 1985 to collect fees from commercial developers in the downtown area. Additional funding was provided through the City's Open Space Fund.

"The incredible work of Chinatown stakeholders over the last decade to push this project over the finish line is a testament to the importance of this unique public playground and park for seniors and families living in cramped conditions," said Supervisor Aaron Peskin. "The Committee for Better Parks and Recreation in Chinatown led robust outreach to identify culturally significant design elements and community programming needs. As we ring in the Year of the Ox, nothing makes me happier than knowing that Chinatown youth will soon be shooting hoops on a new basketball court named after a Chinese American legend, seniors will have a safe respite to practice outdoor tai chi, and children will be able to use the Clubhouse as the newest Community Learning Hub."

"We're thrilled to unveil Willie 'Woo Woo' Wong Playground's beautiful new design that honors its deep historical roots and reflects its beloved status in the community," said Phil Ginsburg, San Francisco Recreation and Park Department General Manager. "It is fitting that it was completed in time for Lunar New Year, when we celebrate new beginnings."

Community Youth Center (CYC), which encourages high-need young people to explore their full potential through academic, career, family, and community life, will provide a Community Hub in the clubhouse starting in March. In September, San Francisco created the Community Hubs Initiative to provide in-person support for distance learning and out of school time activities for San Francisco's highest needs children and youth. Since then, the program has served 2,000 students at 80 locations throughout the city. The new Hub will serve 12 middle and high school students, with a focus on those who live in public housing and SROs, as well as English language learners. The playground will remain open to the public while the Hub is in session.

"This is a big day for the Chinatown community because it not only marks the start of the Lunar New Year, but also the opening of Willie 'Woo Woo' Wong playground," said Sarah Wan, CYC Executive Director. "The new playground and clubhouse resulted from a collaborative effort by the community partners. The design of the playground incorporates many iconic elements from Chinese culture and is based on months of solicited feedback given by Chinatown residents. This makes Willie 'Woo Woo' Wong playground an open space that is truly unique as it reflects the culture and needs of its citizens. CYC is excited to be the anchor tenant of the clubhouse where we will support the Community Hubs Initiative to provide a safe and stable learning space to youth in Chinatown who need it the most. Eventually, our goal is to open up the clubhouse and playground areas to provide holistic community programs that promote physical fitness, mental wellbeing and healthy lifestyles."

"Maiden's Dress," a mural by San Francisco artist Julie Chang, stretches across an interior wall of the clubhouse. Inspired by both classic Chinese iconography and San Francisco Chinatown's rich cultural heritage, Chang consulted with Chieh Tzu Yuan Hua Chuan, or The Mustard Seed Garden Manual of Painting, as she illustrated the Maiden's Dress peony—signifying abundance and honor. The grid pattern of the concrete blocks is painted with traditional design elements—a red knot symbolizing good fortune, the green bamboo lines signifying integrity and resilience. All these intersecting moments reveal more intimate

patterns and shapes, weaving together the existing historical site with the newly renovated center.

“The public art commissioned for this Chinatown playground is the best example of how art can shape the everyday urban experience,” said Ralph Remington, San Francisco Arts Commission Director of Cultural Affairs. “Julie Chang’s mural is bold and rich in symbolism, reflecting principles and values meaningful to the community. And it was created in close partnership with neighborhood organizations, allowing for a deep sense of ownership of these cultural assets for everyone who enjoys the playground and clubhouse.”

The redesign of the park and clubhouse was shaped by the Chinatown community. The culturally nuanced outreach was carried out in English, Mandarin and Cantonese and included surveys, meetings with community leaders, and focus groups of seniors, teens, and daycare providers.

Working with the Chinatown Community Development Center, the San Francisco Recreation and Park Department organized neighborhood organizations and introduced members of the public to the plan, inviting them to provide critical feedback that influenced the final design. Additionally project advocacy was provided by the Committee for Better Parks and Recreation in Chinatown; CYC; local daycares including Kai Ming Head Start, Wu Yee Family Center and True Sunshine; the Chinese Culture Center, Chinatown YMCA, and San Francisco Recreation and Park Commissioner Allan Low.

The Recreation and Park Department project was also made possible by numerous other city departments, including the Arts Commission, Planning, San Francisco Municipal Transportation Agency, and the Public Utilities Commission.

San Francisco Public Works provided environmental services as well as construction management for the project. The construction team included CLW Builders Inc. and Cal Pacific Carpentry. The design team was led by CMG Landscape Architecture and included Jensen Architects, InterEthnica, Urban Design Consulting Engineers, Pivot Structural Engineering, HRA Consulting Engineers, McGinnis Chen Associates, Inc. and M Lee Corporation.

Formerly called Chinese Playground, the park opened in 1927 with swings, slides and sport courts. Its last major renovation was finished in 1980. In 2006, it was renamed to honor Willie Wong, a Chinese American basketball star who played at the University of San Francisco from 1948-50. Wong earned his nickname due to crowds shouting “Woo! Woo!” every time he scored.

Photos of Willie “Woo Woo” Wong Playground and Clubhouse (photo credit: Jim Watkins) available [here](#).

###

**From:** [Press Office, Mayor \(MYR\)](#)  
**To:** [Press Office, Mayor \(MYR\)](#)  
**Subject:** \*\*\* PRESS RELEASE \*\*\* JOAQUÍN TORRES SWORN IN AS SAN FRANCISCO'S ASSESSOR-RECORDER  
**Date:** Monday, February 8, 2021 1:37:14 PM  
**Attachments:** [02.08.21 Assessor-Recorder Joaquin Torres Swearing In.pdf](#)

---

**FOR IMMEDIATE RELEASE:**

Monday, February 8, 2021

Contact: Mayor's Office of Communications, [mayorspressoffice@sfgov.org](mailto:mayorspressoffice@sfgov.org)

**\*\*\* PRESS RELEASE \*\*\***

**JOAQUÍN TORRES SWORN IN AS SAN FRANCISCO'S  
ASSESSOR-RECORDER**

*Torres, appointed by Mayor Breed, previously led San Francisco's Office of Economic and Workforce Development, and will now be responsible for the City's property tax-related functions*

**San Francisco, CA** — Today Mayor London N. Breed conducted the swearing-in ceremony for Joaquín Torres as the new Assessor-Recorder for the City and County of San Francisco. Torres previously served as the Director of the Office of Economic and Workforce Development (OEWD). He is filling the vacancy left by Carmen Chu, who was sworn in as San Francisco City Administrator last week. Anne Taupier will serve as the Acting Director of OEWD as a search is undertaken for a new Director.

The Office of the Assessor-Recorder is responsible for locating all taxable property in the City, identifying ownership, establishing a taxable value, and applying all legal exemptions. The position of Assessor-Recorder is a citywide elected position and Torres will have to run in the next election, which is currently scheduled for June 2022, to complete the current term.

"I am proud to swear-in Joaquín Torres as San Francisco's Assessor-Recorder. He has been a strong leader for the Office of Economic and Workforce Development, and we were especially lucky to have him as we navigated the pandemic and created programs to support small businesses and workers in San Francisco," said Mayor Breed. "Joaquín's experience working with businesses as well as communities throughout our entire City make him well-suited for this new responsibility. I'm confident that as our Assessor-Recorder, Joaquín will help us advance the City's economic recovery and build back San Francisco even stronger than before."

Torres served as Director of the City's Office of Economic and Workforce Development since 2018. Under his leadership, the department's budget grew approximately 35% from \$67 million to almost \$92 million, constituting a substantial expansion of services for businesses and workers. During his tenure, he significantly increased support for small businesses, pioneered a community-driven departmental budget process, and firmly centered racial equity in the department's mission and operations. Together with the Human Rights Commission, he has also helped to successfully implement Mayor Breed's Opportunities for All initiative.

"I am honored for the confidence that San Francisco and the community is placing in me to carry forward the important work of the Assessor-Recorder. Our economic recovery will rely on the billions in annual property tax that this office helps to generate and that go into our communities to support public services from health and education, to safety and neighborhood services," said Assessor-Recorder Joaquín Torres. "I'm committed to leading this organization

with integrity, promoting accessibility and ensuring equitable treatment for all San Franciscans. As I look forward to joining the team at the Assessor Recorder's office, I'd also like to extend my gratitude to the team at the Office of Economic and Workforce Development for their outstanding service to workers, residents and businesses, especially this past year during COVID-19. It's teams like these—their work ethic, commitment and extraordinary accomplishments—that make me so proud to be a public servant.”

Since the onset of COVID-19, OEWD has helped lead the City's response by serving as a central information hub and support for businesses and workers as they grapple with the incredible uncertainty and challenges created by the pandemic. Under Torres's leadership, OEWD has coordinated with public health officials and the business community to maximize safety and limit economic damage, led development and implementation of relief programs and policies for businesses and workers, and built a foundation for an equitable recovery. Torres has strategically marshaled the department's staff and resources, as well as its extensive network of civic and business leaders, philanthropy and community-based organizations to drive these critical, overlapping COVID-19 relief initiatives.

Torres also serves as the President of the San Francisco Housing Authority Commission, where he leads the oversight body as it works to complete the process of rehabilitating over 3,400 units of public housing with \$750 million in improvements, ultimately transferring ownership to affordable housing providers to better serve low-income communities. He serves as Chair of the Equity, Diversity and Inclusion Committee for the American Conservatory Theatre (A.C.T.) and has also served on the Executive Board of SPUR since 2019, helping to develop regional solutions to major urban challenges ranging from housing, land use and transportation to food access, climate, and governance.

“I am truly excited about Joaquin Torres' appointment as our City Assessor. As the Director of the Office of Economic and Workforce Development he has been a champion for our communities before and throughout the pandemic,” said Shamann Walton, President of the San Francisco Board of Supervisors. “Whether it be the rapid response to ensuring Family Relief and Right to Recover resources were secured and provided into the hands of families when they were most needed, ensuring businesses and workers had access to critical, real time information, or delivering direct financial relief for hundreds of our hardest hit small businesses (including minority owned), he has been a committed and resourceful leader. I know he will bring the same effective approaches and dedication to the Assessor's Office.”

“Joaquín Torres is one of the best leaders we have in San Francisco City Government. He cares deeply about people, is reliable, trustworthy, and demands substantive and excellent work product from himself and the staff he leads,” said Supervisor Hillary Ronen. “Although I am sad we will lose his tremendous skill focused on Economic and Workforce Development, I am excited to see how he will lead the Assessor's Office and ensure that it continues to operate fairly and efficiently for the people of San Francisco.”

“San Francisco's Assessor-Recorder's Office is one of the best in the state. And I believe that Mayor Breed's choice of Joaquin Torres is a good pick to replace former Assessor Carmen Chu,” said Supervisor Aaron Peskin. “I have high expectations that Assessor Torres will rise to the level of one of the most challenging times any assessor could face and is ready to meet those challenges.”

“Joaquín Torres is a well respected and capable City leader who is up to the challenges of

Assessor-Recorder,” said Supervisor Gordon Mar. “As we move towards recovery from the pandemic facing much economic uncertainty, his steady leadership will be essential to San Francisco’s ongoing financial success.”

“On behalf of Self-Help for the Elderly, I want to convey our heartfelt congratulations to Mr. Joaquín Torres as he steps in as our city’s Assessor-Recorder,” said Anni Chung, President and CEO of Self-Help for the Elderly. I’ve worked closely with Mr. Torres for many years as Director of the Mayor’s Neighborhood Services and since 2018 as Director of OEWD. He is always accessible to the community, smart, has great people skills, hard-working and committed to helping communities of color succeed. We’re looking forward to continuing our partnership with Mr. Torres as our Assessor-Recorder. He is a great asset for our city!”

“From his earliest days working in public service for the City of San Francisco, Joaquín has always gone the extra mile for every San Franciscan,” said Bevan Dufty, Bart Board of Directors, District 9. “Joaquín’s worked hard to support neighborhoods and businesses, and he’s risen to the unprecedented challenges of COVID-19 in a truly remarkable way. As Assessor, I have no doubt he will remain at the forefront of building back our City, better than ever.”

Previously, Joaquín served as Director of the San Francisco Invest in Neighborhoods initiative, Director of the Mayor’s Office of Neighborhood Services for Mayor Edwin M. Lee, and Liaison to the San Francisco Latino and American Indian communities and to Supervisorial Districts Nine and Eleven for Mayor Gavin Newsom. He is a graduate of Stanford University and New York University’s Tisch School of the Arts. He lives in the Outer Mission with his wife, Ruibo Qian.

The Office of the Assessor-Recorder carries out the property tax-related functions governed by the State Constitution and local laws. The Office’s core responsibility is to identify and assess the value of all taxable property in the City and County of San Francisco and apply all legal exemptions. Property tax funds public education and is the single largest revenue source supporting the City’s general operations. The office also records and maintains official records of the City, and collects transfer tax from changes in property ownership.

###



**ORDER OF THE HEALTH OFFICER No. C19-07s**

**ORDER OF THE HEALTH OFFICER  
OF THE CITY AND COUNTY OF SAN FRANCISCO  
DIRECTING ALL INDIVIDUALS IN THE COUNTY TO CONTINUE  
STAYING SAFER AT THEIR PLACES OF RESIDENCE TO THE  
EXTENT THEY CAN EXCEPT FOR IDENTIFIED NEEDS AND  
ACTIVITIES, AND TO FOLLOW HEALTH RISK REDUCTION  
MEASURES OUTSIDE THEIR RESIDENCES; URGING GOVERNMENT  
AGENCIES TO PROVIDE SHELTER AND SANITATION FACILITIES  
TO INDIVIDUALS EXPERIENCING HOMELESSNESS; REQUIRING  
ALL BUSINESSES AND RECREATION FACILITIES THAT ARE  
ALLOWED TO OPERATE TO IMPLEMENT HEALTH RISK  
REDUCTION MEASURES; AND DIRECTING ALL BUSINESSES,  
FACILITY OPERATORS, AND GOVERNMENTAL AGENCIES TO  
CONTINUE THE TEMPORARY CLOSURE OF ALL OPERATIONS  
THAT ARE NOT YET SAFE ENOUGH TO RESUME**

**(STAY SAFER AT HOME)**

DATE OF ORDER: January 27, 2021, with Appendix C-2 updated February 8, 2021

*This Order generally allows re-openings of businesses and activities consistent with the State's assignment of the County to the purple tier (tier 1) because of widespread transmission of the virus, subject to certain further San Francisco restrictions based on local health conditions.*

**Please read this Order carefully. Violation of or failure to comply with this Order is a misdemeanor punishable by fine, imprisonment, or both. (California Health and Safety Code § 120295, et seq.; California Penal Code §§ 69, 148(a)(1); and San Francisco Administrative Code § 7.17(b).)**

Summary: On February 25, 2020 the Mayor of the City and County of San Francisco (the "County") declared a state of emergency to prepare for coronavirus disease 2019 ("COVID-19"). On March 5, 2020 the County recorded its first reported case of COVID-19. On March 16, 2020 the County and five other Bay Area counties and the City of Berkeley, working together, were the first in the State to implement shelter-in-place orders in a collective effort to reduce the impact of the virus that causes COVID-19. Since that time, we have come to learn that the virus can be transmitted in the air through aerosols and that the risk of such airborne transmission is generally higher indoors. Also, while treatments for the disease are improving and vaccines are on the horizon, treatments remain limited and a vaccine will not likely be generally available until mid-2021. The vast majority of the population remains susceptible to infection, and local



**ORDER OF THE HEALTH OFFICER No. C19-07s**

conditions could rapidly worsen if people fail to safely modify their behavior, including wearing face coverings, adhering to social distancing requirements, and avoiding gatherings.

Initially the shelter-in-place orders generally required individuals to stay in their residences except for essential needs like grocery shopping, working in essential businesses, providing essential government functions, or engaging in essential travel. Over time, and based on health data and a risk analysis, the County allowed the phased resumption of some businesses and activities, consistent with the roadmap that the State has established under its order. Consistent with the State's April 2020 initial four-stage roadmap for reopening, the County created its own phased reopening plan. The County's plan provides for the incremental resumption of certain business and other activities to gradually increase the volume of person-to-person contact to help contain the risk of a surge in COVID-19 cases in the County and the region. The County's plan is available online at <https://sf.gov/topics/reopening>.

Because of the density of San Francisco and local health conditions, the County has moved more cautiously than the State otherwise allows. Our collective effort had a positive impact on limiting the spread of the virus. Early on the County, along with the other Bay Area jurisdictions, were able to bend the curve and preserve hospital capacity. Still, the severe danger the virus poses to the health and welfare of all continues. We need to be vigilant and there remains a continuing risk a surge will overwhelm the capacity of our hospital system.

Indeed, back in July 2020 the County and the region experienced a second surge in infections and hospitalizations, and took appropriate steps to respond, including pausing the reopening process. Along with all the other counties in the Bay Area, the County was placed on the State monitoring list and temporarily suspended certain additional business activities as required by the State Health Officer. Over the next month, with the collective efforts of businesses and residents, the County was able again to reduce its virus transmission rate and resume re-opening some businesses and other activities.

On August 28, 2020 the State adopted a new four-tiered, color-coded framework based on the prevalence of virus transmission in each county to guide reopening statewide—the Blueprint for a Safer Economy—and the State has revised that framework since its initial implementation. That framework can be found online at <https://covid19.ca.gov/safer-economy>. Under the State's framework, counties can be more restrictive than this State framework allows. The State initially assigned the County to the second most restrictive tier, substantial (red). In September and October, the County advanced from the moderate (orange) tier to the minimal (yellow) tier. As case rates and other indicators have changed, the State has moved counties between tiers, and in November 2020 with case rates increasing most counties have moved to the more restrictive tiers.



**ORDER OF THE HEALTH OFFICER No. C19-07s**

San Francisco along with the rest of the Bay Area appears to have bent the curve and be on the other side of the surge in cases and hospitalizations that began last Fall, as San Francisco has done twice before. On January 26, 2021 the State removed the Bay Area from the State's Regional Stay At Home Order, and San Francisco reverted to the purple tier (tier 1, widespread virus transmission) under the California Blueprint for a Safer Economy.

Consistent with the State's Framework for a Safer Economy, San Francisco is allowing certain businesses and other activities to reopen starting January 28, 2021, with some additional required safety requirements under the amended Stay-Safer-At-Home Order and companion health directives. The decisions to reopen reflected in those documents balance the public health risks of COVID-19 transmission with the public health risks of economic and mental health stress. COVID-19 case rates in San Francisco are about twice as high now as they were the last time businesses and activities were open under the State's purple tier at the end of November and beginning of December. This high rate means generally that twice as many people who you may come into contact with when you are outside your Residence have COVID-19 than before. Most COVID-19 infections are caused by people who have no symptoms of illness. We also face the added risk of new virus variants and mutations in the community, and it is unclear whether these variants may be more contagious or even more deadly. But the opening of sectors does not necessarily signify that these activities are "safe." The purpose of the required safety protocols contained in the order and directives is to make these activities and sectors safer for workers and the public. Reopening requires that all individuals and businesses use particular care and do their part to make these activities as safe as possible, including, for example, wearing Face Coverings that cover your mouth and nose especially when talking, avoiding indoor settings to the extent possible, maintaining at least six feet of distance from people who are not in your Household, avoiding get-togethers and gatherings to the extent possible, getting tested and isolating if you are ill, and complying with additional health protocols required for open businesses and other activities.

We are going to have to live with the threat of the virus for months to come. And for us to be able to keep our schools open and continue to reopen those that are not yet providing in-person education, as well as re-open and expand business and other activities and promote the recovery of our economy, we are all going to have to take responsibility to act safely, including wearing face coverings, keeping at least six feet from others who are not in our household, washing our hands frequently, conducting activities outdoors rather than indoors where possible and avoiding gatherings. We are all in this together, and each of us is going to have to make sacrifices for the good of the community as a whole, including for our most vulnerable members.

This Order includes the following requirements, and you should review the Order itself for additional details.





**ORDER OF THE HEALTH OFFICER No. C19-07s**

General Requirements. The Order:

- Requires all residents in the County to reduce the risk of COVID-19 transmission by staying in their residences to the extent possible and minimizing trips and activities outside the home;
- Allows people to engage in listed activities, including, for example, working for or going to the businesses listed below and certain governmental and essential infrastructure activities, as well as engaging in essential activities, outdoor activities, certain additional activities, and travel related to those activities;
- Urges older individuals and others who have serious underlying health conditions to remain home other than essential needs;
- Continues to require everyone to wear face coverings while outside their residences, subject to limited exceptions;
- Continues to require everyone to follow social distancing requirements, including staying at least six feet away from members outside of their household, subject to limited exceptions;
- Continues to urge government agencies to provide shelter and sanitation facilities for individuals experiencing homelessness;
- Continues to require everyone to comply with requirements issued by the State and other Health Officer orders and directives; and
- Prohibits gatherings among different households to help reduce the transmission of the virus.

Requirements for All Businesses. The Order:

- Allows only listed businesses to operate onsite, including essential businesses, outdoor businesses, healthcare operations, and certain additional businesses;
- Allows other businesses only to operate Minimum Basic Operations (as defined in the Order) onsite;
- Requires that businesses continue to maximize the number of people who work remotely from home to the extent possible;
- Requires businesses to complete and post a Social Distancing Protocol checklist in the form attached to the Order as Appendix A;
- Requires businesses to direct personnel to stay home when sick and prohibits adverse action against personnel for doing so;
- Requires businesses and governmental entities to report to the San Francisco Department of Public Health when three or more personnel test positive for the virus that causes COVID-19 within a two-week period;
- Requires businesses to post certain signage, including for many indoor businesses signage regarding ventilation systems;
- Urges businesses that operate indoors to implement ventilation guidelines, requires all businesses that operate indoors and are open to members of the public to post a placard about what, if any, ventilation measures they are implementing, and requires at least one ventilation measure for certain of those businesses;



**ORDER OF THE HEALTH OFFICER No. C19-07s**

- Requires all businesses that operate indoors and serve members of the public indoors to implement written procedures to “meter” or track the number of persons entering and exiting the facility to ensure that the maximum capacity for the establishment is not exceeded; and
- Requires businesses to cancel reservations or appointments without a financial penalty when a customer has a COVID-19 related reason.

Mandatory Best Practices Health Officer Directives. The Order requires that businesses and other entities currently permitted to operate review and comply with any applicable Health Officer Directives, and many of them require a Health and Safety Plan be completed and posted. These requirements include measures to help protect health of workers and customers, such as face covering, social distancing and sanitation protocols and, in many instances, capacity limits. All directives are available online at [www.sfdph.org/directives](http://www.sfdph.org/directives).

Term. This Order will remain in effect, without a specific expiration date, for so long as the threat of the pandemic continues, or until this Order is otherwise extended, rescinded, superseded, or amended in writing by the Health Officer. But the Health Officer will continue to carefully monitor the evolving situation and will periodically revise this Order to loosen – or, if need be, tighten – restrictions as conditions warrant, to help further the safer economic recovery , re-opening of schools and resumption of other activities.

Table of Contents:

1. Purpose and Findings.....	6
2. Health Gating and Risk Criteria Framework for Reopening. ....	8
3. General Requirements for Individuals. ....	10
4. General Requirements for Businesses and Business Activities.....	12
5. Schools, Childcare, Youth Programs, Adult Education.....	16
6. Public Transit. ....	18
7. Mandatory Reporting by Businesses and Government Entities When Three or More Personnel Contract COVID-19 Within Two Weeks. ....	19
8. Definitions.....	19
Allowed Businesses and Business Activities.....	19
Allowed Activities. ....	23
Allowed Travel. ....	24
Governmental Functions.....	25
Residences and Households.....	25
Social Distancing. ....	25



**ORDER OF THE HEALTH OFFICER No. C19-07s**

9.	Incorporation of State and Local Emergency Proclamations and State Health Orders. ....	26
10.	Obligation to Follow Stricter Requirements of Orders. ....	27
11.	Obligation to Follow Health Officer Directives and Mandatory State Guidance. ....	27
12.	Enforcement. ....	27
13.	Effective Date. ....	28
14.	Relation to Other Orders of the San Francisco Health Officer. ....	28
15.	Copies. ....	28
16.	Severability. ....	28

**UNDER THE AUTHORITY OF CALIFORNIA HEALTH AND SAFETY CODE  
SECTIONS 101040, 101085, AND 120175, THE HEALTH OFFICER OF THE CITY AND  
COUNTY OF SAN FRANCISCO (“HEALTH OFFICER”) ORDERS:**

1. Purpose and Findings.

- a. Purpose. As of the effective date and time set forth in Section 13, below, this Order supersedes the January 20, 2021 Order of the Health Officer, No. C19-07r (the “Prior Order”), and all individuals, Businesses (as defined in Section 8.e below), and applicable government agencies in the County are required to follow the provisions of this Order. This Order continues to temporarily prohibit certain Businesses and activities from resuming and limits gatherings with individuals from other Households (as defined in Section 3.b below) until it is safer to do so. But it allows certain other Businesses, activities, travel and governmental functions to occur subject to specified health and safety restrictions, limitations, and conditions to limit the transmission of Novel Coronavirus Disease 2019 (“COVID-19”). COVID-19 continues to pose a severe risk to residents of our County, and significant safety measures are necessary to protect against a surge in COVID-19 cases, serious illnesses and deaths. Accordingly, this Order requires risk reduction measures to be in place across Business sectors and activities that are allowed to occur, ensuring necessary precautions are followed as we adapt the way we live and function in light of the ongoing threat that the virus now poses and is very likely to continue to pose for some time to come. The Health Officer will continue to monitor data regarding COVID-19 and the evolving scientific understanding of the risks COVID-19 poses and may amend or rescind this Order based on analysis of that data and knowledge.
- b. Intent. The primary intent of this Order is to ensure that County residents continue to stay safer in their Residences (as defined in Section 3.b, below) to the extent possible and that together as a community our residents, along with visitors and workers in the County, take appropriate risk reduction measures, especially while outside their



**ORDER OF THE HEALTH OFFICER No. C19-07s**

Residences, to slow the spread of COVID-19 and mitigate its impact on the delivery of critical healthcare services in the County and the region. As further provided in Section 2, below, the Health Officer intends to allow the phased resumption of Businesses and activities to provide for a safer reopening, with specified risk reduction measures, all while the Health Officer continues to assess the transmissibility and clinical severity of COVID-19 in light of the COVID-19 Indicators and risk framework described in Section 2 below.

- c. Interpretation. All provisions of this Order must be interpreted to effectuate the intent of this Order as described in subsection (b) above. The summary at the beginning of this Order as well as the headings and subheadings of sections contained in this Order are for convenience only and may not be used to interpret this Order; in the event of any inconsistency between the summary, headings or subheadings and the text of this Order below, the text will control. Certain initially capitalized used in this Order have the meanings given them in Section 8 below. The interpretation of this Order in relation to the health orders of the State is described in Section 10 below.
- d. Effect of Failure to Comply. Failure to comply with any of the provisions of this Order constitutes an imminent threat and menace to public health, constitutes a public nuisance, and is punishable by fine, imprisonment, or both, as further provided in Section 12 below.
- e. Continuing Severe Health and Safety Risk Posed by COVID-19. This Order is issued based on evidence of continued significant community transmission of COVID-19 within the County and throughout the Bay Area; continued uncertainty regarding the degree of undetected asymptomatic transmission; scientific evidence and best practices regarding the most effective approaches to slow the transmission of communicable diseases generally and COVID-19 specifically; evidence that the age, condition, and health of a significant portion of the population of the County places it at risk for serious health complications, including death, from COVID-19; and further evidence that others, including younger and otherwise healthy people, are also at risk for serious outcomes including death. Due to the outbreak of COVID-19 in the general public, which remains a pandemic according to the World Health Organization, there is a public health emergency throughout the County, region and State. That immediate threat to public health and safety is also reflected in the continuing declarations of emergency referenced in Section 9.a below. Making the problem worse, some individuals who contract the virus causing the COVID-19 disease have no symptoms or have mild symptoms, which means they may not be aware they carry the virus and are transmitting it to others. Further, evidence shows that the virus can survive for hours to days on surfaces and be indirectly transmitted between individuals and also may be transmitted through airborne micro-droplets. Because even people without symptoms can transmit the infection, and because evidence shows the infection is easily spread, gatherings of people and other direct or indirect interpersonal interactions, particularly those that occur indoors, can result in preventable transmission of the virus.



**ORDER OF THE HEALTH OFFICER No. C19-07s**

- f. Local Health Conditions Relating to COVID-19. The efforts taken beginning in March 2020 under the prior shelter-in-place orders of the Health Officer, along with those of health officers of five neighboring counties, slowed the virus's trajectory. While the public health emergency and threat to the County's population remain severe, the region has significantly increased its capacity to detect cases, contain spread, and treat infected patients through widespread testing; greatly expanded its case investigation and contact tracing program and workforce; and expanded hospital resources and capacity. At the same time, across the region and the rest of the State, there had been a significant reopening of Businesses and activities, accompanied by an increase in cases and hospitalizations, which increases carry risks to County residents and resources. As we continue to evolve our strategies for protecting residents of the County from COVID-19, we must consider both the trajectory of the virus in the County and across the region, and the increased health risks associated with the opening of many Businesses and activities under the Prior Order. To protect the community from COVID-19, we must ensure that when people engage in activities they are doing so as safely as possible.
  - g. Cases, Hospitalizations and Deaths. As of January 24, 2021, there were 30,478 confirmed cases of COVID-19 in the County (up from 37 on March 16, 2020, the day before the first shelter-in-place order in the County went into effect) as well as at least 297 deaths (up from a single death on March 17, 2020). This information, as well as information regarding hospitalizations and hospital capacity, is regularly updated on the San Francisco Department of Public Health's website at <https://data.sfgov.org/stories/s/fjki-2fab>. The local COVID-19 case rate remains much higher than it was before the current surge started in November 2020, and the City's hospital capacity remains under stress. Unlike in previous surges in mid-2020, much of the rest of the State's hospital capacity remains strained as well.
2. Health Gating and Risk Criteria Framework for Reopening.
    - a. Health Gating. To inform decisions about whether and how to augment, limit, or temporarily prohibit Businesses or activities to slow the spread of COVID-19, the Health Officer will continually review (1) progress on the COVID-19 Indicators; (2) developments in epidemiological and diagnostic methods for tracing, diagnosing, treating, or testing for COVID-19; and (3) scientific understanding of the transmission dynamics and clinical impact of COVID-19.

The COVID-19 Indicators and vaccine coverage will be key drivers in the Health Officer's gating decisions. In particular, the number of new COVID-19 cases per 100,000 residents, the rate of change in COVID-19 hospitalizations, and the amount of available hospital capacity will help guide decisions. If any indicator or a collection of these and other indicators are orange or red, then the Health Officer will give serious consideration to pausing or even reversing openings if appropriate. Also, the total number of hospitalized COVID-19 patients, and whether this total number is significantly increasing, flat, or decreasing, will play



**ORDER OF THE HEALTH OFFICER No. C19-07s**

a role in gating decisions. Modeling estimates of peak hospitalizations will also be considered.

Information about San Francisco's status under the COVID-19 Indicators is available on the City's website at <https://data.sfgov.org/stories/s/Key-Health-Indicators-on-Containing-COVID-19/epem-wyzb>.

In addition to evaluating the COVID-19 Indicators in making gating decisions, the Health Officer will also consider the estimate of the effective reproductive number ( $Re$ ), and whether there is evidence it is increasing, stable, or decreasing. The effective reproductive number ( $Re$ ) is the average number of secondary cases per infectious case in the setting of public health interventions (e.g., sheltering in place, Face Coverings, physical distancing, etc.). When  $Re > 1$ , the epidemic curve increases. When  $Re < 1$ , the epidemic curve decreases. When  $Re \sim 1$ , the epidemic curve is flat.

b. Risk Criteria for Additional Businesses and Additional Activities Under Phased Reopening.

In connection with the health indicators and other public health data discussed above, the Health Officer will consider the risk of transmission involved in Businesses or activities in determining when and how they can safely resume, or if they must remain or be ordered temporarily closed. The following risk criteria will inform this analysis:

- 1) *Ability to modify behavior to reduce risk*—whether individuals engaged in the Business or other activity can wear Face Coverings at all times, maintain at least six feet of physical distancing at all times, and comply with other Social Distancing Requirements, including hand washing and sanitation;
- 2) *Avoidance of risky activities*—whether the nature of the Business or activity necessarily involves eating or drinking (which requires removing Face Covering); gatherings with other Households (which presents risks as described in subsection d below); or singing, chanting, shouting, or playing wind/brass instruments (which all present significant risk of airborne transmission);
- 3) *Setting*—Outdoor Businesses and activities are safer than indoor businesses or activities, so outdoors is strongly preferred;
- 4) *Mixing of Households*—Mixing of people from different Households present higher risk of virus transmission and community spread, and the more different Households that mix, the greater the cumulative risk;
- 5) *Number, frequency, duration and distance of contacts*—The more people who interact, the higher the risk of virus transmission; and the more people who gather at a site, or the more sites involved in the business, possible interactions increase exponentially (number of contacts). The more often



**ORDER OF THE HEALTH OFFICER No. C19-07s**

people interact, the higher the risk of virus transmission (frequency of contacts). The longer the duration of contacts, the higher the risk of virus transmission (duration of contacts). The closer the proximity of people, the higher the risk of virus transmission (distance of contacts); and

- 6) *Modification potential*—the degree to which best practices health protocols can reduce the risk of transmission, where those protocols can be properly implemented.

**3. General Requirements for Individuals.**

- a. Staying Safer At Home Is The Best Way To Control Risk. Staying home as much as possible is the best way to prevent the risk of COVID-19 transmission, and therefore minimizing trips and activities outside the home helps reduce risk to individuals and the community. All activities that involve contact with people from different Households increase the risk of transmission of COVID-19. Accordingly, all individuals currently living within the County are for the time being ordered to stay in their place of Residence to the extent possible. They may leave their Residence only to:

- Work for or access Businesses that are allowed to be open under this Order (Essential Businesses, Outdoor Businesses, and Additional Businesses, as those terms are defined in Sections 8.a, 8.b and 8.c);
- Work for, volunteer at, or access services at Healthcare Operations, as that term is defined in Section 8.g;
- Engage in activities that are allowed under this Order (Essential Activities, Outdoor Activities, and Additional Activities, as those terms are defined in Sections 8.h, 8.i and 8.j); and
- Engage in Essential Travel, as that term is defined in Section 8.k; or
- Provide any services or perform any work necessary to the operation maintenance of Essential Governmental Functions or Essential Infrastructure, as those terms are defined in Sections 8.l and 8.m.

Further, until further order of the Health Officer, all gatherings with members of other Households and all activities conducted outside the Residence with members of other Households must still cease between 10:00 p.m. and 5:00 a.m., except for those activities associated with the operation, maintenance, or usage of Essential Businesses or Essential Services, or as required by law.

- b. Residences and Households. For purposes of this Order, “Residences” include hotels, motels, shared rental units, and similar facilities. Residences also include living structures and outdoor spaces associated with those living structures, such as patios, porches, backyards, and front yards that are only accessible to a single family or Household. For purposes of this order “Household” means people living in a single Residence or shared living unit. Households do not refer to individuals who live



**ORDER OF THE HEALTH OFFICER No. C19-07s**

together in an institutional group living situation such as in a dormitory, fraternity, sorority, monastery, convent, or residential care facility.

- c. Individuals Experiencing Homelessness. Individuals experiencing homelessness are exempt from this Section, but are strongly urged to obtain shelter. Government agencies and other entities operating shelters and other facilities that house or provide meals or other necessities of life for individuals experiencing homelessness are strongly urged to, as soon as possible, make such shelter available, and must take appropriate steps to help ensure compliance with Social Distancing Requirements, including adequate provision of hand sanitizer. Also, individuals experiencing homelessness who are unsheltered and living in encampments should, to the maximum extent feasible, abide by 12 foot by 12 foot distancing for the placement of tents, and government agencies should provide restroom and hand washing facilities for individuals in such encampments as set forth in Centers for Disease Control and Prevention Interim Guidance Responding to Coronavirus 2019 (COVID-19) Among People Experiencing Unsheltered Homelessness (<https://www.cdc.gov/coronavirus/2019-ncov/need-extra-precautions/unsheltered-homelessness.html>).
- d. Older Adults and Individuals of Any Age with Certain Medical Conditions. Older adults and individuals with certain medical conditions—including cancer, chronic kidney disease, chronic obstructive pulmonary disease, immunocompromised state from solid organ transplant, obesity, serious heart conditions (such as heart failure, coronary artery disease, or cardiomyopathies), sickle cell disease, smoking, and Type 2 diabetes—are strongly urged to stay in their Residence except to access critical necessities such as food, and to seek or provide medical care or Essential Governmental Functions. Individuals with other medical conditions might be at increased risk for severe illness from COVID-19 and are encouraged to minimize activities and interactions with people outside their Household to the extent practicable, except as necessary to seek or provide medical care or Essential Governmental Functions. The most up-to-date information about who is at increased risk of severe illness and people who need to take extra precautions can be found at <https://www.cdc.gov/coronavirus/2019-ncov/need-extra-precautions/people-at-increased-risk.html>.
- e. Mandatory Risk Reduction Measures For Individuals Outside their Place of Residence. When people leave their place of Residence, they must (1) strictly comply with the Social Distancing Requirements as defined in Section 8.o, including maintaining at least six feet of social distance from other people not in the same Household, except as expressly provided in this subsection below or elsewhere in this Order, and (2) wear Face Coverings as defined and provided in, and subject to the limited exceptions in, Health Officer Order No. C19-12d issued December 22, 2020 (the “Face Covering Order”), including any future amendments to that order. The requirement to strictly comply with Social Distancing Requirements is subject to a limited exception as necessary to provide care (including childcare, adult or senior





**ORDER OF THE HEALTH OFFICER No. C19-07s**

care, care to individuals with special needs, and patient care); as necessary to carry out the work of Essential Businesses, Essential Governmental Functions, or provide for Minimum Basic Operations; or as otherwise expressly provided in this Order. For clarity, individuals who do not currently reside in the County must comply with all applicable requirements of this Order when in the County.

Importantly, while the COVID-19 vaccines have been shown to be highly effective at preventing people from getting sick, we do not yet know if people who have been vaccinated can still get the virus and spread COVID-19 to others. Accordingly, people who have been vaccinated must continue to follow these mandatory risk reduction measures when they leave their place of residence.

- f. Limitations on Gatherings that Involve Mixing of Different Households to Reduce Virus Transmission Risk. Gatherings of individuals from different Households pose a significant risk of virus transmission to the community. The greater the number of people from different households in a gathering, the greater the risk of the spread of COVID-19. All public and private gatherings of any number of people occurring outside a single Household are prohibited, except as expressly permitted in this Order including, but not limited to, gatherings allowed as Additional Activities in Appendix C-2. If, despite this prohibition, people find themselves with members of other Households, they are required to follow the health guidelines for safer interactions set forth in the Tip Sheet for Safer Interactions During COVID-19 Pandemic, posted at: [www.sfcddcp.org/communicable-disease/diseases-a-z/covid19whatsnew](http://www.sfcddcp.org/communicable-disease/diseases-a-z/covid19whatsnew).
  - g. Quarantine and Isolation Requirements and Recommendations Upon Moving to, Traveling to, or Returning to the County. Everyone is strongly encouraged not to travel, especially for recreational or non-essential purposes, and anyone who travels is strongly encouraged to quarantine on return to or arrival in the County. All individuals are required to comply with any travel-related orders—including any requirements for mandatory quarantine and isolation—that are issued by the State of California or the San Francisco Department of Public Health. Visit [www.sfcddcp.org/travel](http://www.sfcddcp.org/travel) for more information.
4. General Requirements for Businesses and Business Activities.
    - a. Allowed Businesses. Essential Businesses, Outdoor Businesses, and Additional Businesses, as defined in Sections 8.a, 8.b and 8.c, are allowed to operate in the County under this Order. All other Businesses are temporarily required to cease all activities at facilities located within the County except Minimum Basic Operations, as defined in Section 8.d. Except as otherwise provided in Appendix C-1, Businesses that include allowed operations alongside other operations that are not yet allowed must, to the extent feasible, scale down their operations to the allowed components only.



**ORDER OF THE HEALTH OFFICER No. C19-07s**

- b. Maximization of Telework. All Businesses must continue to maximize the number of Personnel who work remotely from their place of Residence, subject to the conditions and limitations provided in Appendix C-1.
- c. Activities that Can Occur Outdoors. All Businesses are strongly urged to move as many operations as possible outdoors, to the extent permitted by local law and permitting requirements, where there is generally less risk of COVID-19 transmission. Businesses that operate outdoors may, subject to any applicable permit requirements, conduct their operations in a tent, canopy, or other shelter, as long as the shelter complies with: (1) the California Department of Public Health's November 25, 2020 guidance regarding "Use of Temporary Structures for Outdoor Business Operations" (available at <https://www.cdph.ca.gov/Programs/CID/DCDC/Pages/COVID-19/Use-of-Temporary-Structures-for-Outdoor-Business-Operations.aspx>); and (2) the San Francisco Department of Public Health's guidance on "Safer Ways to Use New Outdoor Shared Spaces for Allowed Activities During COVID-19" (available at <https://www.sfdph.org/dph/files/ig/Guidance-Shared-Outdoor-Spaces.pdf>).
- d. Social Distancing Protocol. As a condition of operating under this Order, the operators of all Businesses allowed to operate must comply with the requirements of the Social Distancing Protocol attached to this Order as Appendix A and must complete a Social Distancing Protocol checklist for each of their facilities in the County frequented by Personnel or members of the public. The Social Distancing Protocol checklist must be posted at or near each public entrance of each of the Business facilities and must be easily viewable by the public and Personnel. A copy of the Social Distancing Protocol checklist must also be provided in hardcopy or electronic format to each person performing work at the facility. Each Business subject to this paragraph must provide evidence of its implementation of the Social Distancing Protocol requirements to any authority enforcing this Order upon demand. A copy of the Social Distancing Protocol checklist must also be provided by the Business or entity to any member of the public on request.

With the exception of construction activities—which must comply with the Construction Project Safety Protocols set forth in Appendix B—each Business must use the Social Distancing Protocol checklist included in Appendix A or a form that is substantially similar.
- e. Industry Specific Requirements. In addition to the Social Distancing Protocol, all Businesses allowed to operate under this Order must follow any industry or activity-specific guidance issued by the Health Officer related to COVID-19 (available online at <http://www.sfdph.org/directives>) and any conditions on operation specified in this Order, including those specified in Appendix C-1.
- f. Businesses Must Allow Personnel to Stay Home When Sick. As outlined in the Social Distancing Protocol, Businesses are required to allow Personnel to stay home



**ORDER OF THE HEALTH OFFICER No. C19-07s**

if they have symptoms associated with COVID-19 that are new or not explained by another condition (see <http://www.sfdcp.org/covid19symptoms>), and Personnel are prohibited from coming to work if they are sick and may only return to work as outlined in the Social Distancing Protocol. Generally speaking, Personnel with any single COVID-19 symptom that is new or not explained by another condition must have a negative COVID-19 test OR stay out of work for at least 10 days since symptoms started in order to return to work. Those who are close contacts of someone with COVID-19 must remain out of work for 10 days since their last close contact. See Personnel Screening Attachment (A-1) of the Social Distancing Protocol for more details (also posted at [www.sfdcp.org/screening-handout](http://www.sfdcp.org/screening-handout)). Each Business that is required to comply with the Social Distancing Protocol is prohibited from taking any adverse action against any Personnel for staying home in the circumstances listed in the Social Distancing Protocol.

- g. Signage For Indoor Activities. Although this Order allows certain indoor activities to resume, those activities are allowed subject to more stringent safety measures and, as a general matter, remain inherently riskier than activities that are done outdoors. All businesses that are allowed to be open indoors for the public must conspicuously post signage, including at all primary public entrances, reminding people to adhere to physical distancing, hygiene, and Face Covering requirements and to stay home when they feel ill. They must also post a stand-alone sign bearing the message that: (1) COVID-19 is transmitted through the air, and the risk is generally higher indoors, and (2) seniors and those with health risks should avoid indoor settings with crowds. The County is making templates for the signage available online at <https://sf.gov/outreach-toolkit-coronavirus-covid-19>. The templates may be updated from time to time, and businesses are strongly urged to keep informed of those changes and update their signage accordingly.
- h. Signage For Employees To Report Unsafe Conditions Related To COVID-19. All businesses are required to post signs in employee break rooms or areas informing employees that they can report violations of COVID-19 health orders and directives by calling 311 or visiting [www.sf.gov/report-health-order-violation](http://www.sf.gov/report-health-order-violation). Signage should also state that the employee's identity will not be disclosed to the employer. Sample signage is available online at <https://sf.gov/outreach-toolkit-coronavirus-covid-19>.
- i. Ventilation Requirements.
  - i. All businesses that are allowed to be open indoors must review the San Francisco Department of Public Health's Guidance on "Ventilation for Non-Healthcare Organizations During the COVID-19 Pandemic," available online at <https://www.sfdcp.org/COVID-Ventilation> ("Ventilation Guidance"). Those businesses must: (1) implement as many improvements in the Ventilation Guidance document as feasible, and (2) keep a hand-annotated copy of the Ventilation Guidance showing which improvements were considered and implemented. Ventilation guidance from recognized



**ORDER OF THE HEALTH OFFICER No. C19-07s**

authorities such as the CDC, ASHRAE, or the state of California can be used as an alternate to the DPH Ventilation Guidance with an annotated version of the alternate guidance kept on hand.

- ii. All businesses—including essential businesses—that operate indoors and serve members of the public indoors, except hospitals and medical offices that meet Title 24 requirements for ventilation for healthcare facilities, must conspicuously post signage, including at all primary public entrances, indicating which of the following ventilation strategies are used at the facility: All available windows and doors accessible to fresh outdoor air are kept open; Fully Operational HVAC systems; Appropriately sized portable air cleaners in each room; or None of the above.

In addition, as soon as possible, but no later than February 3, 2021, all businesses—including hospitals and medical offices that meet Title 24 requirements for ventilation for healthcare facilities—must conspicuously post this same ventilation signage in any and all breakrooms in their facilities.

The County is making templates for the signage available online at <https://sf.gov/outreach-toolkit-coronavirus-covid-19>. The templates may be updated from time to time, and businesses are strongly urged to keep informed of those changes and update their signage accordingly.

- iii. [Temporarily suspended.]
- j. Compliance With State Orders. All businesses that are allowed to operate under this Order must operate in compliance with any applicable orders issued by the State that may limit the hours or manner of operation of businesses.
- k. Capacity Limitations. With the exception of standalone grocery stores, all businesses that operate indoors and serve members of the public indoors (including but not limited to essential and non-essential retail stores, and other essential businesses such as banks and businesses providing mailing and shipping services) must limit capacity to the lesser of: (1) 25% the store's maximum occupancy or (2) the number of people who can maintain at least six feet of physical distance from each other in the facility at all times.

Standalone grocery stores must limit capacity to the lesser of: (1) 50% the store's maximum occupancy or (2) the number of people who can maintain at least six feet of physical distance from each other in the facility at all times.

Unless otherwise provided in an industry specific health officer directive, the capacity limit does **not** include staff or other Personnel of a business.





**ORDER OF THE HEALTH OFFICER No. C19-07s**

- b) Schools that have **already opened** and are providing in-person instruction to students in grades TK-6 may continue to do so if they complete and post a CSP to their website homepage or, in the case of schools that do not maintain websites, in another publicly available manner no later than February 1, 2021.
- 2) 7-12 Grade.
  - a) Schools may **not reopen** for indoor in-person instruction for students in grades 7-12 at this time.
  - b) Schools that have **already opened** and are providing in-person instruction to students in grades 7-12 may continue to do so if they complete and post a CSP to their website homepage or, in the case of schools that do not maintain websites, in another publicly available manner no later than February 1, 2021.
  - c) Schools that have approved applications to provide indoor in-person instruction for students in grades 7-12, but have not yet reopened may not reopen for indoor instruction at this time.
  - d) Middle and high schools interested in operating *outdoor* in-person programs should visit <https://www.sfdph.org/dph/covid-19/schools-education.asp> or email the Schools and Childcare Hub at [schools-childcaresites@sfdph.org](mailto:schools-childcaresites@sfdph.org) for more information.
- 3) Specialized Targeted Support Services. TK-12 schools may operate to provide in-person specialized and targeted support services to vulnerable children and youth. Schools providing specialized targeted support services do not need to obtain a waiver or advance written approval of the Health Officer, but must comply with the Health Officer Directive No. 2020-26b. Additional information about what qualifies as specialized targeted support services and which students may be served in these specialized programs is available at <https://www.sfdph.org/dph/covid-19/schools-education.asp>.
- 4) Requirements for All TK-12 Schools. All TK-12 schools must follow any applicable directives issued by the County Health Officer, including Health Officer Directive No. 2020-33b ([www.sfdph.org/directives](http://www.sfdph.org/directives)), as it may be updated in the future, and any applicable "COVID-19 Industry Guidance" issued by the California Department of Public Health, available at <https://covid19.ca.gov/industry-guidance/>.

For clarity, this subsection applies to public and private schools operating in San Francisco, including independent, parochial and charter schools.





**ORDER OF THE HEALTH OFFICER No. C19-07s**

- b. Home-Based Care for Children. Home-based care for children is permitted under Section 8.a.xxi, below.
  - c. Childcare Programs for Young Children. Group care facilities for children who are not yet in elementary school—including, for example, licensed childcare centers, daycares, family daycares, and preschools (including cooperative preschools)—may operate subject to, and to the extent permitted by, the health and safety requirements set forth in Section 3.b.1 of Appendix C-1 and Health Officer Directive No. 2020-14e, as it may be amended in the future.
  - d. Out of School Time Programs. With the exception of schools, which are addressed in subsection (a) above, educational or recreational institutions or programs that provide care or supervision for school-aged children and youth—including for example, learning hubs, other programs that support and supplement distance learning in schools, school-aged childcare programs, youth sports programs, and afterschool programs—may operate subject to, and to the extent permitted by, the health and safety requirements set forth in Section 3.b.3 of Appendix C-1 and Health Officer Directive No. 2020-21e, as it may be amended in the future.
  - e. Institutions of Higher Education and Adult Education. Institutions of higher education (“IHEs”), such as colleges and universities, and other programs offering adult education—including, for example, programs offering job skills training and English as a second language classes to adults—may operate subject to, and to the extent permitted by, the health and safety requirements set forth in Section 14 of Appendix C-1, and any relevant industry-specific Health Officer directives.
  - f. Additional Information. Additional information about the operational requirements and restrictions relating to COVID-19 for schools, childcare, and youth programs is available at <https://www.sfdph.org/dph/covid-19/schools-education.asp>.
6. Public Transit.
- a. Transit agencies, people riding or waiting to ride on public transit, and people at or near a public transit stop or station must comply with Social Distancing Requirements, as defined in Section 8.o, except as provided in subsection (b) below. Personnel and passengers must wear Face Coverings as required by the Face Covering Order. Also, people riding or waiting to ride on public transit must follow any applicable directives issued by the County Health Officer ([www.sfdph.org/directives](http://www.sfdph.org/directives)) and any applicable “COVID-19 Industry Guidance” issued by the California Department of Public Health, available at <https://covid19.ca.gov/industry-guidance/>. For clarity, public transit may continue to operate between 10:00 p.m. and 5:00 a.m.
  - b. Transit agencies that have submitted an acceptable health and safety plan to the Department of Public Health may relax the six-foot social distancing requirement



**ORDER OF THE HEALTH OFFICER No. C19-07s**

between riders, provided that they encourage riders from different Households to maintain six feet social distance to the greatest extent feasible, and in no event shall the distance between riders from different Households be less than three feet. Transit agencies that have submitted an acceptable health plan must still ensure that there is at least six-feet social distance between transit operators and members of the public. The Department of Public Health has posted a template health and safety plan at [www.sfdph.org/directives](http://www.sfdph.org/directives).

**7. Mandatory Reporting by Businesses and Government Entities When Three or More Personnel Contract COVID-19 Within Two Weeks.**

Businesses and governmental entities must require that all Personnel immediately alert the Business or governmental entity if they test positive for COVID-19 and were present in the workplace within the 48 hours before onset of symptoms or, if asymptomatic, within 48 hours of the date on which they were tested. Businesses and governmental entities can learn more about what to do after a positive COVID-19 case among Personnel at [www.sfdcp.org/covid19-positive-workplace](http://www.sfdcp.org/covid19-positive-workplace). If a Business or governmental entity has three or more Personnel who test positive for COVID-19 within a two-week period, then the Business or governmental entity is required to call the San Francisco Department of Public Health at 628-217-6100 immediately to report the cluster of cases. Businesses and governmental entities must also comply with all case investigation and contact tracing measures by the County, including providing any information requested.

**8. Definitions.**

For purposes of this Order, the following initially capitalized terms have the meanings given below.

**Allowed Businesses and Business Activities.**

**a. *Essential Businesses.*** “Essential Businesses” means:

- i. Healthcare Operations (as defined in subsection g below);
- ii. Grocery stores, certified farmers’ markets, farm and produce stands, supermarkets, food banks, convenience stores, and other establishments engaged in the retail sale of unprepared food, canned food, dry goods, non-alcoholic beverages, fresh fruits and vegetables, pet supply, fresh meats, fish, and poultry, as well as hygienic products and household consumer products necessary for personal hygiene or the habitability, sanitation, or operation of Residences. The Businesses included in this subsection include establishments that sell multiple categories of products provided that they sell a significant amount of essential products identified in this subsection, such as liquor stores that also sell a significant amount of food;
- iii. Food cultivation, including farming, livestock, and fishing;





**ORDER OF THE HEALTH OFFICER No. C19-07s**

- iv. Businesses that provide food, shelter, and social services, and other necessities of life for economically disadvantaged or otherwise needy individuals;
- v. Construction, but only as permitted under the State Order and only pursuant to the Construction Safety Protocols listed in Appendix B and incorporated into this Order by this reference. City public works projects are not subject to Appendix B, but rather must comply with Health Officer Directive No. 2020-04 (as that directive may be updated or revised) regarding the Construction Safety Protocols for City Public Works Projects;
- vi. Newspapers, television, radio, and other media services;
- vii. Gas stations and auto-supply, auto-repair (including, but not limited to, for cars, trucks, motorcycles and motorized scooters), and automotive dealerships, but only for the purpose of providing auto-supply and auto-repair services. This subsection (vii) does not restrict the on-line purchase of automobiles if they are delivered to a Residence or Essential Business;
- viii. Bicycle repair and supply shops;
- ix. Banks and related financial institutions;
- x. Service providers that enable real estate transactions (including rentals, leases, and home sales), including, but not limited to, real estate agents, escrow agents, notaries, and title companies, provided that appointments and other residential real estate viewings must only occur virtually or, if a virtual viewing is not feasible, by appointment with no more than two visitors at a time residing within the same Household and one individual showing the unit (except that in person visits are not allowed when the occupant is present in the Residence);
- xi. Hardware stores;
- xii. Plumbers, electricians, exterminators, and other service providers who provide services that are necessary to maintaining the habitability, sanitation, or operation of Residences and Essential Businesses;
- xiii. Businesses providing mailing and shipping services, including post office boxes;
- xiv. Educational institutions—including public and private K-12 schools, colleges, and universities—for purposes of facilitating distance learning or performing essential functions, or as allowed under subsection (xxvi), provided that social distancing of six feet per person is maintained to the greatest extent possible;
- xv. Laundromats, drycleaners, and laundry service providers;
- xvi. Restaurants and other facilities that prepare and serve food, but only for delivery or carry out. Schools and other entities that typically provide free food services to students or members of the public may continue to do so under this Order on the condition that the food is provided to students or members of the public on a pick-up and take-away basis only. Schools and other entities that provide food



**ORDER OF THE HEALTH OFFICER No. C19-07s**

services under this exemption shall not permit the food to be eaten at the site where it is provided, or at any other gathering site;

- xvii. Funeral home providers, mortuaries, cemeteries, and crematoriums, to the extent necessary for the transport, preparation, or processing of bodies or remains, and for those same entities, as well as for houses of worship, to hold (a) indoor funerals for no more than 12 individuals (or, if higher, the number of individuals then allowed to gather for indoor religious services and cultural ceremonies under Section (9)b.3 of Appendix C-2), and (b) outdoor funerals subject to the capacity limits for outdoor religious gatherings under Section (9)b.2 of Appendix C-2, but if the number of people allowed for a funeral indoors is more than 12, then indoor and outdoor funerals cannot be held concurrently for the funeral for the same individual at the same location;
- xviii. Businesses that supply other Essential Businesses and Outdoor Businesses with the support or supplies necessary to operate, but only to the extent that they support or supply these Businesses. This exemption shall not be used as a basis for engaging in sales to the general public from retail storefronts;
- xix. Businesses that have the primary function of shipping or delivering groceries, food, or other goods directly to Residences or Businesses. This exemption shall not be used to allow for manufacturing or assembly of non-essential products or for other functions besides those necessary to the delivery operation;
- xx. Airlines, taxis, rental car companies, rideshare services (including shared bicycles and scooters), and other private transportation providers providing transportation services necessary for Essential Activities and other purposes expressly authorized in this Order;
- xxi. Home-based care for seniors, adults, children, and pets;
- xxii. Residential facilities and shelters for seniors, adults, and children;
- xxiii. Professional services, such as legal, notary, or accounting services, when necessary to assist in compliance with non-elective, legally required activities or in relation to death or incapacity;
- xxiv. Services to assist individuals in finding employment with Essential Businesses;
- xxv. Moving services that facilitate residential or commercial moves that are allowed under this Order;
- xxvi. Childcare establishments and other educational or recreational institutions or programs providing care or supervision for children (with the exception of summer camps, which are addressed separately in Appendix C-1, and schools, which are addressed separately in Section 6.b, above) that enable owners and Personnel of Essential Businesses and providers of Essential Governmental Functions to work as allowed under this Order;
- xxvii. Businesses that operate, maintain, or repair Essential Infrastructure.



**ORDER OF THE HEALTH OFFICER No. C19-07s**

b. *Outdoor Businesses.* “Outdoor Businesses” means:

- i. The following Businesses that normally operated primarily outdoors before March 16, 2020, and where there is the ability to fully maintain social distancing of at least six feet between all persons:
  1. Businesses primarily operated outdoors, such as wholesale and retail plant nurseries, agricultural operations, and garden centers; and
  2. Service providers that primarily provide outdoor services, such as landscaping and gardening services, and environmental site remediation services.

For clarity, “Outdoor Businesses” do not include outdoor restaurants, cafes, or bars. Except as otherwise provided in Appendix C-1, they also do not include Businesses that promote large, coordinated, and prolonged gatherings, such as outdoor concert venues and amusement parks.

Outdoor Businesses may conduct their operations in a tent, canopy, or other shelter as provided in Section 4.c above.

c. *Additional Businesses.* “Additional Business” means any Business identified as an Additional Business in Appendix C-1, which will be updated as warranted based on the Health Officer’s ongoing evaluation of the COVID-19 Indicators and other data. In addition to the other requirements in this Order, operation of those Additional Businesses is subject to any conditions and health and safety requirements set forth in Appendix C-1 and in any industry-specific guidance issued by the Health Officer.

d. *Minimum Basic Operations.* “Minimum Basic Operations” means the following activities for Businesses, provided that owners, Personnel, and contractors comply with Social Distancing Requirements as defined this Section, to the extent possible, while carrying out such operations:

- i. The minimum necessary activities to maintain and protect the value of the Business’s inventory and facilities; ensure security, safety, and sanitation; process payroll and employee benefits; provide for the delivery of existing inventory directly to Residences or Businesses; and related functions. For clarity, this section does not permit Businesses to provide curbside pickup to customers; and
- ii. The minimum necessary activities to facilitate owners, Personnel, and contractors of the Business being able to continue to work remotely from their Residences, and to ensure that the Business can deliver its service remotely.

e. *Business.* A “Business” includes any for-profit, non-profit, or educational entity, whether a corporate entity, organization, partnership or sole proprietorship, and regardless of the nature of the service, the function it performs, or its corporate or



**ORDER OF THE HEALTH OFFICER No. C19-07s**

entity structure.

- f. *Personnel*. “Personnel” means the following people who provide goods or services associated with the Business in the County: employees; contractors and sub-contractors (such as those who sell goods or perform services onsite or who deliver goods for the Business); independent contractors; vendors who are permitted to sell goods onsite; volunteers; and other individuals who regularly provide services onsite at the request of the Business. “Personnel” includes “gig workers” who perform work via the Business’s app or other online interface, if any.
- g. *Healthcare Operations*. “Healthcare Operations” includes, without limitation, hospitals, clinics, COVID-19 testing locations, dentists, pharmacies, blood banks and blood drives, pharmaceutical and biotechnology companies, other healthcare facilities, healthcare suppliers, home healthcare services providers, mental health providers, or any related and/or ancillary healthcare services. “Healthcare Operations” also includes veterinary care and all healthcare services provided to animals. This exemption for Healthcare Operations must be construed broadly to avoid any interference with the delivery of healthcare, broadly defined. “Healthcare Operations” excludes fitness and exercise gyms and similar facilities.

Allowed Activities.

- h. *Essential Activities*. “Essential Activities” means to:
  - i. Engage in activities or perform tasks important to their health and safety, or to the health and safety of their family or Household members (including pets);
  - ii. Obtain necessary services or supplies for themselves and their family or Household members, or to deliver those services or supplies to others;
  - iii. Provide necessary care for a family member or pet in another Household who has no other source of care;
  - iv. Attend a funeral with no more than 12 individuals present (or, if higher, the number of individuals allowed to gather for social gatherings under Appendix C-2); and
  - v. Move Residences.
- i. *Outdoor Activities*. “Outdoor Activities” means:
  - i. To engage in outdoor recreation activity, including, by way of example and without limitation, walking, hiking, bicycling, and running, in compliance with Social Distancing Requirements and with the following limitations:
    - 1. Outdoor recreation activity at parks, beaches, and other open spaces must comply with any restrictions on access and use established by the Health Officer, government, or other entity that manages such area to reduce crowding and risk of transmission of COVID-19;



**ORDER OF THE HEALTH OFFICER No. C19-07s**

2. Except as otherwise provided in Appendix C-2 or as otherwise authorized in writing by the Health Officer, use of outdoor recreational areas and facilities with high-touch equipment or that encourage gathering—including playgrounds, gym equipment, climbing walls, pools, spas, and barbecue areas—is prohibited outside of Residences, and all such areas must be closed to public access including by signage and, as appropriate, by physical barriers; and
3. Except as otherwise provided in Appendix C-2, sports or activities that include the use of shared equipment or physical contact between participants may only be engaged in by members of the same Household.

Outdoor Activities may be conducted in a tent, canopy, or other shelter, as provided in Section 4.c above.

- j. *Additional Activities.* “Additional Activities” means:
- i. To engage in outdoor recreation activities or other activities set forth in Appendix C-2, subject to any conditions and health and safety requirements set forth there.

Allowed Travel.

- k. *Essential Travel.* “Essential Travel” means travel for any of the following purposes:
- i. Travel related to the provision of or access to Essential Activities, Essential Governmental Functions, Essential Businesses, Minimum Basic Operations, Outdoor Activities, Outdoor Businesses, Additional Activities, and Additional Businesses;
  - ii. Travel to care for any elderly, minors, dependents, or persons with disabilities;
  - iii. Travel to or from educational institutions for purposes of receiving materials for distance learning, for receiving meals, and any other related services;
  - iv. Travel to return to a place of Residence from outside the County;
  - v. Travel required by law enforcement or court order;
  - vi. Travel required for non-residents to return to their place of Residence outside the County. Individuals are strongly encouraged to verify that their transportation out of the County remains available and functional before commencing such travel;
  - vii. Travel to manage after-death arrangements and burial;
  - viii. Travel to arrange for shelter or avoid homelessness;
  - ix. Travel to avoid domestic violence or child abuse;
  - x. Travel for parental custody arrangements; and



**ORDER OF THE HEALTH OFFICER No. C19-07s**

- xi. Travel to a place to temporarily reside in a Residence or facility to avoid potentially exposing others to COVID-19, such as a hotel or other facility provided by a governmental authority for such purposes.

Governmental Functions.

- l. *Essential Infrastructure.* “Essential Infrastructure,” including airports, utilities (including water, sewer, gas, and electrical), oil refining, roads and highways, public transportation, solid waste facilities (including collection, removal, disposal, recycling, and processing facilities), cemeteries, mortuaries, crematoriums, and telecommunications systems (including the provision of essential global, national, and local infrastructure for internet, computing services, Business infrastructure, communications, and web-based services).
- m. *Essential Governmental Functions.* “Essential Governmental Functions” are determined by the governmental entity performing those functions in the County. Each governmental entity shall identify and designate appropriate Personnel, volunteers, or contractors to continue providing and carrying out any Essential Governmental Functions, including the hiring or retention of new personnel or contractors to perform such functions. Each governmental entity and its contractors must employ all necessary emergency protective measures to prevent, mitigate, respond to, and recover from the COVID-19 pandemic, and all Essential Governmental Functions must be performed in compliance with Social Distancing Requirements to the greatest extent feasible. All first responders, emergency management personnel, emergency dispatchers, court personnel, and law enforcement personnel, and others who need to perform essential services are categorically exempt from this Order to the extent they are performing those essential services.

The County may operate facilities as needed to address health emergencies related to weather conditions or acts of nature, such as excessive heat or smoke from wildfires, even if those facilities are not otherwise allowed to open for their intended purposes under this Order, provided that the operation of such facilities must be done in compliance with any COVID-19 related guidance that the Health Officer may issue. Those facilities include, but are not limited to, cooling centers and smoke respite centers, and may be operated directly by the County or by other entities at the direction of or in coordination with the County or as otherwise provided for in such guidance.

Residences and Households.

- n. “Residences” and “Households” are defined as set forth in Section 3.b, above.

Social Distancing.

- o. *Social Distancing Requirements.* “Social Distancing Requirements” mean:



**ORDER OF THE HEALTH OFFICER No. C19-07s**

- i. Maintaining at least six-foot social distancing from individuals who are not part of the same Household;
  - ii. Frequently washing hands with soap and water for at least 20 seconds, or using hand sanitizer that is recognized by the Centers for Disease Control and Prevention as effective in combatting COVID-19;
  - iii. Covering coughs and sneezes with a tissue or fabric or, if not possible, into the sleeve or elbow (but not into hands);
  - iv. Wearing a Face Covering when out in public, consistent with the orders or guidance of the Health Officer; and
  - v. Avoiding all non-essential interaction outside the Household when sick with any COVID-19 symptom listed at [www.sfcdep.org/covid19symptoms](http://www.sfcdep.org/covid19symptoms) that is new or not explained by another condition.
- 9. Incorporation of State and Local Emergency Proclamations and Federal and State Health Orders.
  - a. State and Local Emergency Proclamations. This Order is issued in accordance with, and incorporates by reference, the March 4, 2020 Proclamation of a State of Emergency issued by Governor Gavin Newsom, the March 12, 2020 Executive Order (Executive Order N-25-20) issued by Governor Gavin Newsom, the February 25, 2020 Proclamation by the Mayor Declaring the Existence of a Local Emergency issued by Mayor London Breed, as supplemented on March 11, 2020, the March 6, 2020 Declaration of Local Health Emergency Regarding Novel Coronavirus 2019 (COVID-19) issued by the Health Officer, and guidance issued by the California Department of Public Health, as each of them have been and may be supplemented.
  - b. State Health Orders. This Order is also issued in light of the March 19, 2020 Order of the State Public Health Officer and the State Blueprint for a Safer Economy (the "State Order"), which set baseline statewide restrictions on non-residential Business activities, effective until further notice, the Governor's March 19, 2020 Executive Order N-33-20 directing California residents to follow the State Order, and the July 13, 2020, August 28, 2020, November 19, 2020, and December 3, 2020 Orders of the State Public Health Officer. The May 4, 2020 Executive Order issued by Governor Newsom and May 7, 2020 Order of the State Public Health Officer permit certain Businesses to reopen if a local health officer believes the conditions in that jurisdictions warrant it, but expressly acknowledge the authority of local health officers to establish and implement public health measures within their respective jurisdictions that are more restrictive than those implemented by the State Public Health Officer. Also on November 16, 2020 the State Department of Public Health issued updated guidance for the use of Face Coverings, requiring all people in the State to wear Face Coverings when outside the home, subject to limited exceptions.
  - c. Federal Executive Orders. This Order is also issued in light of the January 20, 2021 Executive Order on Protecting the Federal Workforce and Requiring Mask-Wearing,



**ORDER OF THE HEALTH OFFICER No. C19-07s**

which requires all individuals in Federal buildings and on Federal land to wear Face Coverings, maintain physical distance, and adhere to other public health measures.

**10. Obligation to Follow Stricter Requirements of Orders.**

This Order adopts certain health and safety restrictions that are more stringent than those contained in the State Order. Without this tailored set of restrictions that further reduces the number of interactions between persons, scientific evidence indicates that the public health crisis in the County will worsen to the point at which it may overtake available health care resources within the County and increase the death rate. Where a conflict exists between this Order and any state public health order related to the COVID-19 pandemic, the most restrictive provision (i.e., the more protective of public health) controls. Consistent with California Health and Safety Code section 131080 and the Health Officer Practice Guide for Communicable Disease Control in California, except where the State Health Officer may issue an order expressly directed at this Order and based on a finding that a provision of this Order constitutes a menace to public health, any more restrictive measures in this Order continue to apply and control in this County. Also, to the extent any federal guidelines allow activities that are not allowed by this Order, this Order controls and those activities are not allowed.

**11. Obligation to Follow Health Officer Directives and Mandatory State Guidance.**

In addition to complying with all provisions of this Order, all individuals and entities, including all Businesses and governmental entities, must also follow any applicable directives issued by the County Health Officer ([www.sfdph.org/directives](http://www.sfdph.org/directives)) and any applicable "COVID-19 Industry Guidance" issued by the California Department of Public Health, available at <https://covid19.ca.gov/industry-guidance/>. To the extent that provisions in the directives of the County Health Officer and the guidance of the State Health Officer conflict, the more restrictive provisions (i.e., the more protective of public health) apply. In the event of a conflict between provisions of any previously-issued Health Officer directive and this Order (including the revised provisions of the Appendixes), this Order controls over the conflicting provisions of the Health Officer directive.

**12. Enforcement.**

Under Government Code sections 26602 and 41601 and Health and Safety Code section 101029, the Health Officer requests that the Sheriff and the Chief of Police in the County ensure compliance with and enforce this Order. The violation of any provision of this Order (including, without limitation, any Health Directives) constitutes an imminent threat and immediate menace to public health, constitutes a public nuisance, and is punishable by fine, imprisonment, or both. The San Francisco Department of Public Health is authorized to respond to such public nuisances by issuing Notice(s) of Violation and ordering premises vacated and closed until the owner, tenant, or manager submits a written plan to eliminate all violations and the San Francisco Department of Public





**ORDER OF THE HEALTH OFFICER No. C19-07s**

Health ("SFDPH") finds that plan satisfactory. If SFDPH finds that a premises, which has been permitted to re-open after being previously ordered to close, is again violating the terms of this Order (including, without limitation, any Health Directives), SFDPH may issue further Notice(s) of Violation and orders to vacate and close directing that the premises remain closed until both of the following conditions are satisfied: (1) the owner, tenant, or manager submits a written plan to eliminate all violations and SFDPH finds that plan satisfactory; and (2) the State reassigns San Francisco to a tier that is less restrictive than the purple tier. Such Notice(s) of Violation and orders to vacate and close may be issued based on a written report made by any City employees writing the report within the scope of their duty. SFDPH must give notice of such orders to vacate and close to the Chief of Police or the Chief's designee to be executed and enforced by officers in the same manner as provided by San Francisco Health Code section 597.

13. Effective Date.

This Order becomes effective at 8:00 a.m. on January 28, 2021, and will continue, as updated, to be in effect until it is rescinded, superseded, or amended in writing by the Health Officer.

14. Relation to Other Orders of the San Francisco Health Officer.

Effective as of the effective date and time in Section 13 above, this Order revises and replaces Order Number C19-07r, issued January 20, 2021. This Order also extends Order Nos. C19-04 (imposing cleaning standards for residential hotels) and C19-11 (placing Laguna Honda Hospital and Rehabilitation Center under protective quarantine) without any further need to amend those orders, with those listed orders otherwise remaining in effect until the specific listed order or this Order is extended, rescinded, superseded, or amended in writing by the Health Officer. This Order does not prohibit amendment of those orders separately. This Order also does not alter the end date of any other Health Officer order or directive having its own end date or which continues indefinitely.

15. Copies.

The County must promptly provide copies of this Order as follows: (1) by posting on the Department of Public Health website ([www.sfdph.org/healthorders](http://www.sfdph.org/healthorders)); (2) by posting at City Hall, located at 1 Dr. Carlton B. Goodlett Pl., San Francisco, CA 94102; and (3) by providing to any member of the public requesting a copy. Also, the owner, manager, or operator of any facility that is likely to be impacted by this Order is strongly encouraged to post a copy of this Order onsite and to provide a copy to any member of the public asking for a copy.

16. Severability.

If any provision of this Order or its application to any person or circumstance is held to be invalid, the remainder of the Order, including the application of such part or provision



**City and County of  
San Francisco**

**Department of Public Health  
Order of the Health Officer**

**ORDER OF THE HEALTH OFFICER No. C19-07s**

to other persons or circumstances, shall not be affected and shall continue in full force and effect. To this end, the provisions of this Order are severable.

**IT IS SO ORDERED:**

A handwritten signature in black ink, appearing to read "Susan Philip", written over a horizontal line.

Susan Philip, MD, MPH,  
Acting Health Officer of the  
City and County of San Francisco

Dated: February 8, 2021

**Attachments:**

- Appendix A – Social Distancing Protocol for Businesses (revised January 27, 2021)
- Appendix B – Construction Project Safety Protocol (revised January 20, 2021)
- Appendix C-1 – Additional Businesses (revised January 27, 2021)
- Appendix C-2 – Additional Activities (revised February 8, 2021)

Each business allowed to operate in San Francisco must complete, post onsite, and follow this Social Distancing Protocol checklist. The attached **Instructions and Requirements** detail what is required and how to complete this checklist.

Check off all items below that apply and list other required information.

*Business name:*

*Contact name:*

*Facility Address:*

*Email / telephone:*

*(You may contact the person listed above with any questions or comments about this protocol.)*

## SIGNAGE & EDUCATION

- ☐ Post signage at each public entrance of the facility requiring of everyone:
  - (1) do not enter if experiencing COVID-19 symptoms. List the symptoms in the San Francisco COVID-19 Health Screening Form for non-personnel (**Attachment A-2**); (2) maintain a minimum six-foot distance from others in line and in the facility; (3) wear a face covering; and (4) for self-brought bags, keep bags in a cart/basket or carry them and self-place items in bags after checkout
- ☐ Post a copy of this two-page Social Distancing Protocol checklist at each public entrance
- ☐ Post signage showing maximum number of patrons who can be in line and in the facility
- ☐ Post required signage in all break rooms and similar indoor spaces used by Personnel stating:
  - (1) COVID-19 is transmitted through the air, and the risk is generally higher indoors.
  - (2) Seniors and those with health risks should avoid indoor settings with crowds.
  - (3) Personnel must remain at least six feet away from others outside their Household at all times
  - (4) A copy of the "Take a Break Safely" Poster (available online at [sf.gov/file/covid-break-room](https://sf.gov/file/covid-break-room))
  - (5) Signage indicating which of the following ventilation strategies are used at the facility: All available windows and doors accessible to fresh outdoor air are kept open; Fully Operational HVAC systems; Appropriately sized portable air cleaners in each room; or None of the above.
- ☐ Educate Personnel about this Protocol and other COVID-19 related safety requirements

## PROTECTIVE MEASURES

- ☐ Follow Sections 2.1 through 2.4 below, including:
  - ☐ Ensure Personnel stay home or leave work if they answer yes to any of the three questions on the Personnel Screening Attachment (**Attachment A-1**). See [www.sfgcdcp.org/screen](https://www.sfgcdcp.org/screen) for this form.
  - ☐ Provide Personnel a copy of the Personnel Screening Attachment (A-1) to ensure they understand when to stay home and for how long. That form discusses rules for staying out of work due to concerns of COVID-19 exposure. Translated versions of the Personnel Screening Attachment (A-1) are available online at [www.sfgcdcp.org/screen](https://www.sfgcdcp.org/screen).
  - ☐ Ensure Personnel review health questions on the Personnel Screening Attachment (A-1) before each shift and advise Personnel what to do if they are required to stay home.
- ☐ Require Personnel and patrons to wear a face covering as required by Health Officer orders
- ☐ Implement a plan to keep site Personnel safe, including by limiting the number of Personnel and patrons onsite and favoring allowing Personnel to carry out their duties from home when possible
- ☐ Require that patrons cancel or reschedule appointments or reservations for non-essential services if they have COVID-19 symptoms or exposure, as described in San Francisco COVID-19 Screening Form (Attachment A-2). Ensure that patrons can cancel an appointment or reservation for COVID-19 symptoms or exposure without financial penalty. You may offer to reschedule for another time if the patron wants to reschedule instead of to cancel.

**MEASURES TO PREVENT UNNECESSARY CONTACT**

- ☐ Tell Personnel and patrons to maintain physical distancing of at least six feet, except Personnel may momentarily come closer when necessary to accept payment, deliver goods or services, or as otherwise necessary
- ☐ Separate all used desks or individual work stations by at least six feet
- ☐ Place markings in patron line areas to ensure six feet physical distancing (inside and outside)
- ☐ Provide for contactless payment systems or, if not feasible, disinfect payment systems regularly. The Board of Supervisors has required businesses to accept cash—if cash is used encourage exact change.
- ☐ Maintain Plexiglas or other barriers between patrons and Personnel at point of payment (if not possible, then ensure at least six feet of distance)
- ☐ Limit the number of patrons in the business at any one time to: \_\_\_\_\_
- ☐ Separate ordering areas from delivery areas or similarly help distance patrons when possible
- ☐ Add signage and educate Personnel about safer break room practices, including as required in Section 3.27
- ☐ Optional—Describe other measures:

**SANITIZING MEASURES**

- ☐ Regularly disinfect high touch areas, and do so continuously for surfaces patrons touch (countertops, payment systems, pens, and styluses)
- ☐ Provide disinfecting wipes that are effective against SARS-CoV-2 near shopping carts, shopping baskets, and high-touch surfaces and provide hand sanitizer
- ☐ Have Personnel disinfect carts and baskets after each use
- ☐ Provide hand sanitizer, sink with soap and water, and/or disinfecting wipes to patrons and Personnel at or near the entrance of the facility, at checkout counters, and anywhere else people have direct interactions
- ☐ Disinfect break rooms, bathrooms, and other common areas frequently, on the following schedule:
  - ☐ Break rooms:
  - ☐ Bathrooms:
  - ☐ Other:
- ☐ Prevent people from self-serving any items that are food-related:
  - ☐ Provide lids and utensils for food items by Personnel, not for patrons to grab
  - ☐ Limit access to bulk-item food bins to Personnel—no self-service use
- ☐ Require patrons and Personnel to follow requirements of Section 3.25 below for self-brought bags, and prohibit patrons from bringing any other reusable items such as coffee mugs.
- ☐ Prohibit Personnel from using shared food prep equipment for their own use (e.g., microwaves, water coolers), but microwaves may be used if disinfected between each use and hand sanitizer is available nearby and water coolers may be used as outlined in Section 3.14 below.
- ☐ Optional—Describe other measures (e.g., providing senior-only hours):

**INDUSTRY-SPECIFIC DIRECTIVES**

- ☐ Ensure that you have read and implemented the attached list of requirements.
- ☐ In addition to complying with the Social Distancing Protocol, many businesses must comply with additional, industry-specific directives. Go to [www.sfdph.org/directives](http://www.sfdph.org/directives) and check to see if your business is subject to one or more additional directives. For each one, you must review the Health and Safety Plan (HSP) requirements and post an additional checklist for each one that applies. In the event that any directive changes the requirements of the Social Distancing Protocol, the more specific language of the directive controls, even if it is less restrictive. Check this box after you have checked the list of directives and posted any other required HSP.

\* Any additional measures may be listed on separate pages and attached.

**[You are not required to post these Instructions and Requirements]****Instructions:**

The two-page Social Distancing Protocol checklist above must reflect the business's completion of each requirement listed below unless an item is not applicable. Use the two-page checklist above to show compliance with these requirements. The business does not need to post these Instructions and Requirements, only the checklist above. The term "Personnel" is defined in Health Officer Order to which this Appendix is attached. The term "patron" includes customers, others seeking services, visitors, and guests.

**Requirements:**

In addition to the items below, this protocol requires the business to ensure that Personnel who perform work associated with the business are covered by the Social Distancing Protocol checklist and comply with those requirements. Each business is required to take certain steps in the protocol related to its Personnel, including the actions listed in Sections 2.1 through 2.4 below if Personnel are sick. Each business is prohibited from taking any adverse action against any Personnel for staying home in the circumstances listed in Sections 2.1 through 2.4 below. Personnel of each business are prohibited from coming to work if they are sick and must comply with the protocol, including the rules for returning to work listed in Sections 2.1 through 2.4 below.

**1. Signage and Education**

- 1.1. [Minor edits to this section 11/3/20] Post signage at each public entrance of the facility or location (if any) to inform all patrons that they must: not wait in line or enter the facility or location if they have a symptom of COVID-19 that is new or not explained by another condition, listing the symptoms from the Screening Form for non-personnel (Attachment A-2) or using the symptom list available online at [www.sfcddp.org/covid19symptoms](http://www.sfcddp.org/covid19symptoms); maintain a minimum six-foot distance from others while in line or in the facility or location; wear a face covering or barrier mask (a "Face Covering") at all times; not shake hands or engage in any unnecessary physical contact; and, if they bring their own reusable bags, leave the bags in a shopping cart/basket or carry them and bag their own items after checkout. Criteria for Face Coverings and the requirements related to their use are set forth in Health Officer Order No. C19-12d, issued on December 22, 2020 (the "Face Covering Order"), including as that order is updated in the future. Sample signs are available online at <https://sf.gov/outreach-toolkit-coronavirus-covid-19>. A list of common symptoms of COVID-19 can be found at <https://www.cdc.gov/coronavirus/2019-ncov/symptoms-testing/symptoms.html>.
- 1.2. Post a copy of the Social Distancing Protocol checklist at each public entrance to the facility or location.
- 1.3. Distribute to all Personnel copies of the Social Distancing Protocol checklist in hardcopy or electronic format.
- 1.4. Educate all Personnel on the requirements of the Social Distancing Protocol and any other Health Officer directive that applies.

## **2. Screening Requirements and Related Restrictions**

[Entire section revised 9/14/20; minor edits made 11/3/20] Businesses and other entities in the City that are allowed to operate must screen all Personnel each day using the screening process described in Sections 2.1 through 2.4 below. Attached to this Appendix is the Personnel Screening Attachment (**Attachment A-1**) which provides the three questions that must be used for that purpose. That form may be used, or the business may adapt the questions and the information contained in that form for use through another method such as by phone, text message, email, web interface, or app.

Separately, many businesses and other entities that are allowed to operate are required by separate directives to screen guests, visitors, customers, or others using similar questions. Attached to this Appendix is the San Francisco COVID-19 Health Screening Form for non-personnel (**Attachment A-2**) that may be used for this purpose. If a directive requires use of the San Francisco COVID-19 Health Screening Form, then that form must be used or the business or entity may adapt the questions and the information contained in that form for use through another method such as by phone, text message, email, web interface, or app.

A copy of the applicable screening form should be provided to anyone on request, although a poster or other large-format version of the form may be used to review the questions with people verbally at entrances. Businesses and organizations can use the guidance available online at <https://www.sfgcdcp.org/wp-content/uploads/2020/05/COVID19-Screening-Questions-UPDATE-05.26.2020.pdf> for determining how best to conduct screening. The City has flyers, posters, fact sheets, and social media graphics available in multiple languages for use by the community. These resources include posters regarding use of Face Coverings and screening. These resources are available online at <https://sf.gov/outreach-toolkit-coronavirus-covid-19>.

The screening requirements listed in this Appendix are subject to any more specific (or different) requirements that apply under any other Health Officer directive or order.

### **Personnel Screening and Restrictions:**

- 2.1.** [Updated 1/20/21] Instruct all Personnel orally and in writing not to come to work or the facility if they answer yes to any of the three questions on the Personnel Screening Attachment (**Attachment A-1**). See [www.sfgcdcp.org/screen](http://www.sfgcdcp.org/screen) for this form including translations.
- 2.2.** Provide a copy of the Personnel Screening Attachment (A-1) to all Personnel who regularly work at the facility or location in hardcopy format or electronically. PDF and translated versions of the Personnel Screening Attachment can be found at [www.sfgcdcp.org/screen](http://www.sfgcdcp.org/screen). If the Personnel Screening Attachment is updated, provide an updated copy to all Personnel. Instead of sending out the attachment, Businesses may adopt the questions and information contained on the Personnel Screening Attachment and ask Personnel those questions and deliver the information contained in that form through another format.
- 2.3.** [Updated 1/20/21] Review the three questions on the Personnel Screening Attachment on a daily basis with all Personnel in the City who work at the facility or location before each person enters work spaces or begins a shift. If such a review is not feasible because the business does not directly interact with some Personnel onsite daily, then that business must for those Personnel (1) instruct such Personnel to review the questions before each shift in the City and (2) have such Personnel report to the



business that they are okay to begin the shift such as through an app, website, or phone call.

Instruct any Personnel who answered yes to any of the three questions on the Personnel Screening Attachment to return home or not come to work and follow the directions on the Attachment. Generally speaking, Personnel with any single COVID-19 symptom that is new or not explained by another condition (and who has not already been diagnosed with COVID-19) MUST have a negative COVID-19 test OR stay out of work for at least 10 days since symptoms started in order to return to work. Those who have been diagnosed with COVID-19 or had a test confirming they have the virus cannot return to work until at least 10 days after their symptoms have started; if they never had symptoms but had a positive COVID-19 test they can return 10 days after the date their test was collected. Those who are close contacts of someone with COVID-19 must remain out of work for 10-14 days since their last close contact; the exact duration depends on their occupation (details can be found at [www.sfgcdcp.org/quarantineduration](http://www.sfgcdcp.org/quarantineduration)).

- 2.4.** Instruct Personnel who stayed home or who went home based on the questions listed on the Personnel Screening Attachment that they must follow the instructions on that form as well as any applicable requirements from the quarantine and isolation directives (available at [www.sfdph.org/healthorders](http://www.sfdph.org/healthorders)) before returning to work. If they are required to self-quarantine or self-isolate, they may only return to work after they have completed self-quarantine or self-isolation. If they test negative for the virus (no virus found), they may only return to work if they meet the criteria explained on the Personnel Screening Attachment: [www.sfgcdcp.org/screen](http://www.sfgcdcp.org/screen). Personnel are not required to provide a medical clearance letter to return to work as long as they have met the requirements outlined on the Personnel Screening Attachment. Additional information about isolation and quarantine, including translations, is available online at [www.sfgcdcp.org/i&q](http://www.sfgcdcp.org/i&q).

### Guest, Visitor, Customer, and Other People Screening and Restrictions:

- 2.5.** Health Officer directives may require screening of guests, visitors, customers, and others using the San Francisco COVID-19 Health Screening Form for non-personnel (**Attachment A-2**). In general, anyone who answers “yes” to any screening question on the San Francisco COVID-19 Health Screening Form should not enter the business or facility because they are at risk of having the virus that causes COVID-19. The form lists steps that should be taken by anyone who answers “yes” to a screening question. In some instances, a Health Officer directive will require that anyone who answers “yes” to be prevented from entry. In other situations, the Department of Public Health discourages organizations from denying essential services to those who may answer “yes” to any of the questions and encourages organizations to find alternative means to meet clients’ needs that would not require them to enter the facility.

### **3. Other Personnel and Patron Protection and Sanitation Requirements:**

- 3.1.** Businesses must periodically check the following website for any testing requirements for employers and businesses: [www.sfgcdcp.org/covid19](http://www.sfgcdcp.org/covid19). If requirements are added, ensure that the business and all Personnel comply with testing requirements.
- 3.2.** If an aspect of the business is allowed to operate and is covered by a Health Officer directive, then the business must comply with all applicable directives as well as this Social Distancing Protocol. Copies of other directives are available online at [www.sfdph.org/directives](http://www.sfdph.org/directives). For each directive that applies, review the Health and Safety

Plan (HSP) requirements and post an additional HSP checklist for each one that applies. In the event that any directive changes the requirements of the Social Distancing Protocol, the more specific language of the directive controls, even if it is less restrictive.

- 3.3. Instruct all Personnel and patrons to maintain at least a six-foot distance from others, including when in line and when shopping or collecting goods on behalf of patrons, except when momentarily necessary to facilitate or accept payment and hand off items or deliver goods. Note that if the business cannot ensure maintenance of a six-foot distance within the location or facility between Personnel or other people onsite, such as by moving work stations or spreading Personnel out, it must reduce the number of Personnel permitted in the location or facility accordingly.
- 3.4. Provide Face Coverings for all Personnel, with instructions that they must wear Face Coverings at all times when at work, as further set forth in the Face Covering Order. A sample sign is available online at <https://sf.gov/outreach-toolkit-coronavirus-covid-19>. Allow Personnel to bring their own Face Covering if they bring one that has been cleaned before the shift. In general, people should have multiple Face Coverings (whether reusable or disposable) to ensure they use a clean one each day. The Face Covering Order permits certain exceptions, and the business should be aware of exceptions that allow a person not to wear a Face Covering (for example, children 12 years old or younger or based on a written medical excuse). When Personnel do not wear a Face Covering because of an exception, take steps to otherwise increase safety for all.
- 3.5. If patrons wait in line outside or inside any facility or location operated by the business, require patrons to wear a Face Covering while waiting in line outside or inside the facility or location. This includes taking steps to notify patrons they will not be served if they are in line without a Face Covering and refusing to serve a patron without a Face Covering, as further provided in the Face Covering Order. The business may provide a clean Face Covering to patrons while in line. For clarity, the transaction or service must be aborted if the patron is not wearing a Face Covering. But the business must permit a patron who is excused by the Face Covering Order from wearing a Face Covering to conduct their transaction or obtain service, including by taking steps that can otherwise increase safety for all.
- 3.6. Provide a sink with soap, water, and paper towels for handwashing for all Personnel working onsite at the facility or location and for patrons if sinks and restrooms are open to patrons. Require that all Personnel wash hands at least at the start and end of each shift, after sneezing, coughing, eating, drinking, smoking (to the extent smoking is allowed by law and the business), or using the restroom, when changing tasks, and, when possible, frequently during each shift. Personnel who work off-site, such as driving or delivering goods, must be required to use hand sanitizer throughout their shift.
- 3.7. Provide hand sanitizer effective against SARS-CoV-2, the virus that causes COVID-19, at appropriate locations for patrons and elsewhere at the facility or location for Personnel. Sanitizer must also be provided to Personnel who shop, deliver, or drive for use when they are shopping, delivering, or driving. If sanitizer cannot be obtained, a handwashing station with soap, water, and paper towels will suffice for Personnel who are on-site at the facility or location. But for Personnel who shop, deliver, or drive in relation to their work, the business must provide hand sanitizer effective against SARS-CoV-2 at all times; for any period during which the business does not provide sanitizer to such shopping, delivery, or driving Personnel, the business is not allowed for that



aspect of its service to operate in the City. Information on hand sanitizer, including sanitizer effective against SARS-CoV-2 and how to obtain sanitizer, is available online from the Food and Drug Administration here: <https://www.fda.gov/drugs/information-drug-class/ga-consumers-hand-sanitizers-and-covid-19>.

- 3.8.** Provide disinfectant and related supplies to Personnel and require Personnel to sanitize all high-touch surfaces under their control, including but not limited to: shopping carts and baskets used by Personnel and patrons; countertops, food/item display cases, refrigerator and freezer case doors, drawers with tools or hardware, and check-out areas; cash registers, payment equipment, and self-check-out kiosks; door handles; tools and equipment used by Personnel during a shift; and any inventory-tracking or delivery-tracking equipment or devices which require handling throughout a work shift. These items should be routinely disinfected during the course of the day, including as required below. A list of products listed by the United States Environmental Protection Agency as meeting criteria for use against SARS-CoV-2 can be found online here: <https://www.epa.gov/pesticide-registration/list-n-disinfectants-use-against-sars-cov-2>.
- 3.9.** Ensure that all shared devices and equipment are cleaned and/or sanitized by Personnel on frequent schedules, not less than at the beginning and end of each Personnel member's work shift and during the shift.
- 3.10.** Direct all Personnel to avoid touching unsanitized surfaces that may be frequently touched, such as door handles, tools, or credit cards, unless protective equipment such as gloves (provided by the business) are used and discarded after each use or hand sanitizer is used after each interaction.
- 3.11.** Frequently disinfect any break rooms, bathrooms, and other common areas. Create and use a daily checklist to document each time disinfection of these rooms or areas occurs. Conspicuously post the checklist inside each respective break room, bathroom, or other common area clearly detailing the dates and times the room was last cleaned, disinfected, or restocked.
- 3.12.** For any facility or location that has carts, baskets, or other equipment for use by Personnel, assign Personnel to disinfect carts, baskets, or other equipment after each use and take steps to prevent anyone from grabbing used carts, baskets, or other equipment before disinfection.
- 3.13.** Establish adequate time in the work day to allow for proper cleaning and decontamination throughout the facility or location by Personnel including, but not limited to, before closing for the day and opening in the morning.
- 3.14.** [Revised 8/14/20] Except as listed in this Section 3.14, suspend use of any microwaves, water coolers, drinking fountains, and other similar group equipment for breaks until further notice. Microwaves may be used if disinfected by wiping the interior and exterior with an approved disinfectant after each use. Water coolers may be used if: i) touch surfaces are wiped down with an approved disinfectant after each use; and ii) any person changing a container-type water cooler must wash their hands or use hand sanitizer immediately prior to handling/replacing the water container.
- 3.15.** When possible, provide a barrier between the patron and the cashier such as a plexi-glass temporary barrier. When not possible, create sufficient space to enable the patron to stand more than six feet away from the cashier while items are being scanned/tallied and bagged.

- 3.16.** Provide for contactless payment systems or, if not feasible, sanitize payment systems, including touch screens, payment portals, pens, and styluses, after each patron use. Patrons may pay with cash but to further limit person-to-person contact, Personnel should encourage patrons to use credit, debit, or gift cards for payment.
- 3.17.** For any larger facility or location, appoint a designated sanitation worker at all times to continuously clean and sanitize commonly touched surfaces and meet the environmental cleaning guidelines set by the Center for Disease Control and Prevention.
- 3.18.** If an employee or other Personnel tests positive for COVID-19 or SARS-CoV-2, follow the guidance on “Business guidance if a staff member tests positive for COVID-19,” available at <https://sf.gov/business-guidance-if-staff-member-tests-positive-covid-19>.
- 3.19.** Post signs to advise patrons of the maximum line capacity to ensure that the maximum number of patrons in line is not exceeded. Once the maximum number of patrons is reached, patrons should be advised to return later to prevent buildup of congestion in the line.
- 3.20.** Place tape or other markings on the sidewalk or floor at least six feet apart in patron line areas with signs directing patrons to use the markings to maintain distance.
- 3.21.** When stocking shelves, if any, ensure that Personnel wash or sanitize hands before placing items on shelves, making sure to again wash or sanitize hands if they become contaminated by touching face or hair or being exposed to other soiled surfaces.
- 3.22.** Ensure that all Personnel who select items on behalf of patrons wear a Face Covering when selecting, packing, and/or delivering items.
- 3.23.** Require Personnel to wash hands frequently, including:
- When entering any kitchen or food preparation area
  - Before starting food preparation or handling
  - After touching their face, hair, or other areas of the body
  - After using the restroom
  - After coughing, sneezing, using a tissue, smoking, eating, or drinking
  - Before putting on gloves
  - After engaging in other activities that may contaminate the hands
- 3.24.** Assign Personnel to keep soap and paper towels stocked at sinks and handwashing stations at least every hour and to replenish other sanitizing products.
- 3.25.** [Added 7/13/20] If patrons bring their own reusable shopping bags, ensure that such bags, even in contexts other than grocery stores, are handled in a manner consistent with Cal/OSHA requirements available at <https://www.dir.ca.gov/dosh/Coronavirus/COVID-19-Infection-Prevention-in-Grocery-Stores.pdf>, including all of the following:

- Post signs at all entrances with infection control information to patrons, including requiring patrons to leave their own bags in the shopping cart or basket or carry them and bag their own items after checkout;
- Ensure that Personnel do not touch the bags or place items in them;
- Bags must not be placed on a conveyor belt, checkout area countertop, or other surface where patrons are served;
- Ensure that patrons bag their own items if they bring their own bags;
- Bags may not be loaded on the checkout area surface. Items can be left in a cart/basket and bagged elsewhere by the patron after checkout;
- Ensure that patrons maintain physical distancing while bagging their items; and
- Increase the frequency of disinfection in bagging areas and patron service areas frequented by patrons.

**3.26.**[Added 7/13/20; updated 11/3/20] If a patron has symptoms of COVID-19 (see Section 1.1 above) or is otherwise unable to participate in an appointment or reservation for a COVID-19 related reason, the business must cancel the appointment or reservation if it is not for essential services (such as food, medicine, shelter, or social services) and allow the patron to cancel without any financial penalty. The business may offer to reschedule the appointment or reservation but cannot require rescheduling instead of allowing the patron to cancel. In the healthcare context, more specific Health Officer directives may allow appointments when a patient or client is ill, and the requirements of the directive must be followed in that situation.

**3.27.**[Added 1/27/21] As soon as possible, but by no later than February 3, 2021, businesses that make break rooms, cafeterias, or other similar indoor spaces available to Personnel must comply with the following requirements:

**3.27.1.** The business must notify Personnel that they are advised against eating indoors to the greatest extent possible. Where feasible, businesses should provide an outdoor area where Personnel can eat their meals. If Personnel must eat indoors, the business must encourage Personnel to eat away from others, including at their own desks or workspaces. Businesses must discourage Personnel from congregating in cafeterias, break rooms, or other similar indoor spaces.

**3.27.2.** Businesses must stagger and schedule breaks for their Personnel and the use of break rooms or other similar indoor spaces to avoid crowding and help limit socializing.

**3.27.3.** Post the following signage in any break room, cafeteria, or similar indoor space. The County is making available templates for the signage available online at <https://sf.gov/outreach-toolkit-coronavirus-covid-19>.

**3.27.3.1.** A sign bearing the message that: (1) COVID-19 is transmitted through the air, and the risk is generally higher indoors, and (2) seniors and those with health risks should avoid indoor settings with crowds.

**3.27.3.2.** A sign informing Personnel that they must remain at least six feet away from others outside their Household at all times.

- 3.27.3.3.** A copy of the “Take a Break Safely” Poster (available online at [sf.gov/file/covid-break-room](https://sf.gov/file/covid-break-room)).
- 3.27.3.4.** Signage indicating which of the following ventilation strategies are used at the facility: All available windows and doors accessible to fresh outdoor air are kept open; Fully Operational HVAC systems; Appropriately sized portable air cleaners in each room; or None of the above.
- 3.27.4.** Limit the number of people in indoor break rooms, cafeterias, or other similar spaces to the lesser of: (a) 25% of the maximum occupancy; or (b) the number of people that can safely maintain at least six feet of distance from each other at all times.
- 3.27.5.** Businesses that provide onsite food serve to Personnel must operate in accordance with Health Officer Directives 2020-05 (Food Preparation for Essential Delivery Businesses) and 2020-16 (Indoor and Outdoor Dining) and any amendments to those directives. Businesses must strongly encourage Personnel to take food items to-go and eat outside or in areas away from other Personnel. Consider limiting offerings to pre-packed and grab-n-go style meals.
- 3.27.6.** Businesses are strongly recommended to take all available steps to protect their Personnel, including using visual cues to promote proper distancing and expanding the number of break spaces to prevent crowding.

Note – Sections 3.14 and 3.26 control over any contrary language in Health Officer Directive Nos. 2020-05, 2020-06, and 2020-07 until each of them is amended or updated.

## Attachment A-1: Personnel Screening Form

Last updated: January 20, 2021

Personnel at businesses and other entities operating during the COVID-19 pandemic MUST answer these questions before starting work every day, either in person or online, and MUST stay out of work for the appropriate amount of time if they answer YES to any of the questions. For information about paid sick leave options, visit [www.sfgov.org/olse](http://www.sfgov.org/olse) and [www.sfcddp.org/workerfaq](http://www.sfcddp.org/workerfaq).

If your answer is **YES to any question, do NOT enter the location.**



- **Stay at home**, except to get tested or get needed medical care.
- **Follow the steps mandated by Health Directive 2020-02/03 and explained at:** [www.sfcddp.org/isolationandquarantine](http://www.sfcddp.org/isolationandquarantine)

**Question #1: In the last 24 hours, including today, have you had ANY of the symptoms below, that is new or not explained by another condition?**

Fever (100.4°F/38°C or greater), chills, shivering	Feeling unusually weak or fatigued	Diarrhea
Cough	Loss of taste or smell	Runny or congested nose
Sore throat	Muscle or body aches	Nausea or vomiting
Shortness of breath, difficulty breathing	Headache	

**Question #2: In the past 10 days, have you been diagnosed with COVID-19 or had a test confirming you have the virus?**

**Question #3: In the past 10-14 days, have you had “close contact” with anyone who has COVID-19, during their contagious period?**

If you have recovered from COVID-19 in the last three months, speak to your healthcare provider.

Quick overview of what to do and the earliest personnel may return to work, if you had:	
Symptoms WITHOUT a COVID-19 test (answered YES to Question 1)	GET TESTED. Without a test, the Business must treat you as being positive for COVID-19 and prohibit you from entering for at least 10 calendar days.
A positive COVID-19 test WITH symptoms (answered YES to Question 2)	You can return to work: <ul style="list-style-type: none"><li>• 10 days after first onset of symptoms, AND</li><li>• You have improvement of symptoms, AND</li><li>• You have had no fever for over 24 hours without taking fever-reducing medicine</li></ul>
A positive COVID-19 test WITHOUT symptoms (answered YES to Question 2)	You can return to work 10 days after the day your COVID-19 test was collected as long as you have no symptoms.
“Close contact” with anyone with COVID-19 during their contagious period (answered YES to Question 3)	GET TESTED, ideally 6 days or more after your last contact with the person with COVID-19. You can return to work 10 days after your last close contact with the person with COVID-19 UNLESS: <ul style="list-style-type: none"><li>• Your COVID-19 test is positive (see boxes above for positive COVID-19 test) OR</li><li>• You develop symptoms (GET TESTED if you develop symptoms) OR</li><li>• You work in a jail, long term care facility, shelter, or dormitory (you cannot return to work until 14 days after your last close contact—check with your employer whether there are staffing shortages that may change this duration)</li></ul>

“Close contact” means having any of following interactions with someone with COVID-19 while they were contagious (they are contagious 48 hours before their symptoms began until at least 10 days after the start of symptoms). If the person with COVID-19 never had symptoms, they are contagious 48 hours before their COVID-19 test was collected until 10 days after they were tested.

- Within 6 feet of them for a total of 15 minutes or more in a 24-hour period
- Having direct contact with their bodily fluids (coughed or sneezed on you or shared food utensils)
- Living or staying overnight with them
- Having physical or intimate contact including hugging and kissing
- Taking care of them, or having them take care of you

Businesses have specific requirements to ensure Personnel stay out of work the appropriate amount of time. Some businesses may have additional screening requirements or forms to use. Go to [www.sfcddp.org/screen](http://www.sfcddp.org/screen) for more information on those requirements and a copy of this form. To report a violation of San Francisco COVID-19 health orders and directives ([www.sfdph.org/healthorders](http://www.sfdph.org/healthorders)), including not screening workers, letting sick workers stay at work, not social distancing or not requiring facemasks, call: 311 or 415-701-2311 (English) or 415-701-2322 (Español, 中文, TTY). You can request for your identity to remain confidential.

## Attachment A-2: Screening Form for Non-Personnel

Last updated: January 20, 2021

To businesses, organizations, and programs: This form is for screening clients, customers and other visitors before letting them enter your facility. Health Officer Directives may have additional requirements regarding screening in a specific context. The San Francisco Department of Public Health discourages you from denying core essential services (such as food, medicine, shelter, or social services) to people who answer “yes” to any of the questions below. You are encouraged to find alternative ways to meet clients’ needs that do not require them to enter your location, such as curbside pickup or delivery services. This form is available at [www.sfdcp.org/screen](http://www.sfdcp.org/screen).

### Screening Questions and Information for Non-Personnel:

If your answer is **YES** to any question, do NOT enter the location.



- **Stay at home**, except to get tested or get needed medical care.
- **Follow the steps mandated by Health Directive 2020-02/03 and explained at:** [sfdcp.org/isolationandquarantine](http://sfdcp.org/isolationandquarantine)

**Question #1: In the last 24 hours, including today, have you had ANY of the symptoms below, that is new or not explained by another condition?**

Fever (100.4°F/38°C or greater), chills, shivering	Feeling unusually weak or fatigued*	Diarrhea
Cough	Loss of taste or smell	Runny or congested nose*
Sore throat	Muscle or body aches*	Nausea or vomiting
Shortness of breath, difficulty breathing	Headache	

\*Children and youth under 18 years old do not need to be screened for these symptoms

**Question #2: In the past 10 days, have you been diagnosed with COVID-19 or had a test confirming you have the virus?**

**Question #3: In the past 10-14 days, have you had “close contact” with anyone who has COVID-19, during their contagious period?**

If you have recovered from COVID-19 in the last three months, speak to your healthcare provider.

Quick overview of what to do and the earliest you may enter a location, if you had:	
Symptoms WITHOUT a COVID-19 test (answered YES to Question 1)	GET TESTED. Without a test, the location must treat you as being positive for COVID-19 and require you to stay out for at least 10 calendar days.
A positive COVID-19 test WITH symptoms (answered YES to Question 2)	You can return to the location: <ul style="list-style-type: none"><li>• 10 days after first onset of symptoms, AND</li><li>• You have improvement of symptoms, AND</li><li>• You have had no fever for over 24 hours without taking fever-reducing medicine</li></ul>
A positive COVID-19 test WITHOUT symptoms (answered YES to Question 2)	You can return to the location 10 days after the day your COVID-19 test was collected as long as you have no symptoms
“Close contact” with anyone with COVID-19 during their contagious period (answered YES to Question 3)	GET TESTED, ideally 6 days or more after your last contact with the person with COVID-19. You can return to the location 10 days after your last close contact with the person with COVID-19 UNLESS: <ul style="list-style-type: none"><li>• Your COVID-19 test is positive (see boxes above for positive COVID-19 test) OR</li><li>• You develop symptoms (GET TESTED if you develop symptoms)</li></ul>

“Close contact” means having any of following interactions with someone with COVID-19 while they were contagious (they are contagious 48 hours before their symptoms began until at least 10 days after the start of symptoms). If the person with COVID-19 never had symptoms, they are contagious 48 hours before their COVID-19 test was collected until 10 days after they were tested.

- Within 6 feet of them for a total of 15 minutes or more in a 24-hour period
- Having direct contact with their bodily fluids (coughed or sneezed on you or shared food utensils)
- Living or staying overnight with them
- Having physical or intimate contact including hugging and kissing
- Taking care of them, or having them take care of you

Your health is important! To report a violation of San Francisco COVID-19 health orders and directives ([www.sfdph.org/healthorders](http://www.sfdph.org/healthorders)), including not screening visitors, letting sick visitors enter a location, not social distancing or not requiring facemasks, call: 311 or 415-701-2311 (English) or 415-701-2322 (Español, 中文, TTY). You can request for your identity to remain confidential.



**Appendix B: Construction Project Safety Protocol  
(updated 01/20/2021)**

Each Construction Project allowed to operate in San Francisco must complete, post onsite, and follow this Safety Protocol checklist.

The attached Instructions and Requirements provide definitions and details about how to complete this checklist.

Check off all items below that apply and list other required information.

Type of Project (see Definitions): ☐ Small Construction Project ☐ Large Construction Project

Project name:

Project Address:

Small Construction Projects: (see Section 8 of the Requirements)

COVID-19 Site Supervisor(s):

Email / Phone:

Large Construction Projects: (see Section 9 of the Requirements)

Safety Compliance Officer (SCO):

Email / Phone:

Jobsite Safety Accountability Supervisor (JSAS):

Email / Phone:

(Any of the persons listed above may be contacted with any questions or comments about this protocol.)

**SIGNAGE & EDUCATION**

- ☐ Post a copy of this Construction Project Safety Protocol (CPSP) checklist at each entrance to the project
- ☐ Post the flyer describing COVID information for construction workers in [English](#), [Spanish](#), [Chinese](#) and [Filipino](#) and provide electronically or as hard copy upon request.
- ☐ Post signage at entrances informing Personnel and Visitors they may not enter the site if experiencing COVID-19 symptoms, if they have been diagnosed with COVID-19, or if they have had Close Contact with someone who has COVID-19.
  - ☐ Personnel must complete the COVID-19 Health Screening Form for personnel (Attachment A-1) (see [sfcdcp.org/screening-handout](https://sfcdcp.org/screening-handout))
  - ☐ Visitors must complete the COVID-19 Health Screening Form for non-personnel (Attachment A-2) also found at [sfcdcp.org/screeningvisitors](https://sfcdcp.org/screeningvisitors).
  - ☐ The list of symptoms can also be found at [sfcdcp.org/covid19symptoms](https://sfcdcp.org/covid19symptoms).

**Appendix B: Construction Project Safety Protocol  
(updated 01/20/2021)**

- ☐ Post signage requiring all Personnel and Visitors to wear a face covering at all times except when actively putting food or drink into one's mouth.
- ☐ Post signage requiring Personnel and Visitors to maintain a minimum six-foot distance from others at all times.
- ☐ Post signage showing maximum number of Personnel and Visitors who can be present at the site.
- ☐ Provide information on [safer transportation to the workplace](#).
- ☐ Review this CPSP Protocol with all workers and visitors to the construction site.

**PROTECTIVE MEASURES**

- ☐ Require Personnel and patrons to wear a face covering as required by Health Officer orders
- ☐ Implement a plan to keep site Personnel safe, including by limiting the number of Personnel and patrons onsite to a number that ensures physical distancing
- ☐ Comply with all applicable and current laws and regulations including but not limited to OSHA and Cal-OSHA. If there is any conflict, difference, or discrepancy between or among applicable laws and regulations and/or this CPSP Protocol, the stricter, more health protective standard shall apply.
- ☐ Ensure Personnel stay home or leave work if they are sick or have any single symptom of COVID-19 that is new or not explained by another condition. See the Personnel Screening Attachment (A-1) at [sfcdcp.org/screening-handout](https://sfcdcp.org/screening-handout).
- ☐ Ensure Personnel review health criteria on the [Personnel Screening Attachment \(A-1\)](#) before each shift and advise Personnel what to do if they are required to stay home.
- ☐ Maintain a daily attendance log of all workers and visitors that includes contact information, including name, phone number, address, and email.

**MEASURES TO PREVENT UNNECESSARY CONTACT**

- ☐ Tell Personnel and Visitors to maintain physical distancing of at least six feet, except as strictly necessary to carry out a task associated with the construction project.
- ☐ Stagger trades as necessary to reduce density and allow for easy maintenance of minimum six-foot separation.
- ☐ Prohibit smoking on the jobsite, or designate a clear area where workers may smoke with markings 6 feet apart to ensure appropriate physical distancing.
- ☐ Place markings in elevators, at elevator waiting areas, and at restrooms to ensure six feet physical distancing
- ☐ Control "choke points" and "high-risk areas" to ensure that six-foot distance can easily be maintained between individuals.
- ☐ In office areas, separate all desks or individual work stations by at least six feet
- ☐ Limit the number of Personnel and Visitors on the site at any one time to: \_\_\_\_



**Appendix B: Construction Project Safety Protocol  
(updated 01/20/2021)**

- ☐ Prohibit gatherings of any size on the jobsite, especially during meal times as this is a high-risk time for exposure because people have to remove their mask to eat or drink

**SANITIZING MEASURES**

- ☐ Prohibit sharing of Personal Protective Equipment (PPE)
- ☐ Regularly disinfect high touch areas or shared equipment.
- ☐ Provide hand sanitizer, sink with soap and water, and/or disinfecting wipes to Personnel at or near the entrance of the site
- ☐ Disinfect break rooms, bathrooms, and other common areas frequently, on the following schedule:
  - ☐ Break rooms:
  - ☐ Bathrooms:
  - ☐ Other:
- ☐ Prohibit Personnel from using shared food prep equipment for their own use (e.g., microwaves, water coolers), but microwaves may be used if disinfected between each use and hand sanitizer is available nearby and water coolers may be used as outlined in Section 3.14 in the Social Distancing Protocol instructions.

**CONSTRUCTION WORK IN AN OCCUPIED FACILITY:**

- ☐ Seal off work areas from the occupied areas with physical barriers such as plastic sheeting or closed doors sealed with tape
- ☐ Workers must/should access the work area from an alternative entry/exit door to the entry/exit door used by occupants.
- ☐ Available windows and exhaust fans must be used to ventilate the work area.
- ☐ If occupants have access to the work area between workdays, the work area must be cleaned and sanitized at the beginning and at the end of workdays.
- ☐ Minimize contact between workers and occupants, including maintaining a minimum of six feet of distance at all times.

**[You are not required to post these Instructions and Requirements]****Instructions:**

Each Construction Project allowed to operate in San Francisco must complete, post onsite, and follow the Construction Project Safety Protocol (CPSP) Checklist.

This CPSP requirement does not apply to construction projects where a person is performing construction on their current residence either alone or solely with members of their own household.

**Definitions:**

**Large Construction Projects** are those meeting any of the following specifications:

- a. For residential projects, any single-family, multi-family, senior, student, or other residential construction, renovation, or remodel project consisting of more than 10 units.
- b. For commercial projects, any construction, renovation, or tenant improvement project consisting of more than 20,000 square feet of floor area.
- c. For construction of Essential Infrastructure, as defined in [Section 8.I of the Order](#), any project that requires twenty or more workers at the jobsite at any one time.

**Small Construction Projects** are those meeting any of the following specifications:

- a. For residential projects, any single-family, multi-family, senior, student, or other residential construction, renovation, or remodel project consisting of 10 units or fewer.
- b. For commercial projects, any construction, renovation, or tenant improvement project consisting of 20,000 square feet of floor area or less.
- c. For mixed-use projects, any project that meets both of the specifications (a) and (b).
- d. All other construction projects that do not meet the definition of Large Construction Projects (above).

**Personnel** is defined in Health Officer Order to which this Appendix is attached and includes full time personnel, contractors and tradespeople.

**Visitor** includes delivery personnel, inspectors, customers and guests.

**Requirements:**

The CPSP checklist must reflect the project's completion of each requirement listed below unless an item is not applicable. Use the checklist to show compliance with these requirements. The Construction Project does not need to post these Instructions and Requirements, only the checklist above.

In addition to the applicable items in Parts 1, 2 and 3 of the instructions for the [Social Distancing Protocol \(Appendix A of the Stay Safer at Home Health Order\)](#), the following requirements correspond to items in the accompanying checklist:

**Appendix B: Construction Project Safety Protocol  
(updated 01/20/2021)****Instructions and Requirements**

1. Consistent use of face covering is critical to preventing COVID-19 transmission. Most COVID-19 infections are caused by people who have no symptoms of illness at all. They can infect others by simply breathing out virus particles which is why it is [critically important to wear a face covering in accordance with Health Officer Order No. C19-12d](#), issued December 22, 2020, or any subsequently issued or amended order.
2. Comply with all applicable and current laws and regulations including but not limited to OSHA and Cal-OSHA. If there is any conflict, difference, or discrepancy between or among applicable laws and regulations and/or this CPSP Protocol, the stricter, more health protective standard shall apply.
3. Complete, post onsite, and follow this CPSP. Distribute copies to all staff in hardcopy or electronic format in their preferred language.
4. Post the flyer describing COVID information for construction workers in [English](#), [Spanish](#), [Chinese](#) and [Filipino](#) and provide electronically or as hard copy upon request.
5. Where construction work occurs within an occupied residential unit, separate work areas must be sealed off from the remainder of the unit with physical barriers such as plastic sheeting or closed doors sealed with tape to the extent feasible. If possible, workers must access the work area from an alternative entry/exit door to the entry/exit door used by residents. Available windows and exhaust fans must be used to ventilate the work area. If residents have access to the work area between workdays, the work area must be cleaned and sanitized at the beginning and at the end of workdays. Every effort must be taken to minimize contact between workers and residents, including maintaining a minimum of six feet of distance at all times.
6. Where construction work occurs within common areas of an occupied residential or commercial building or a mixed-use building in use by on-site employees or residents, separate work areas must be sealed off from the rest of the common areas with physical barriers such as plastic sheeting or closed doors sealed with tape to the extent feasible. If possible, workers must access the work area from an alternative building entry/exit door to the building entry/exit door used by residents or other users of the building. Every effort must be taken to minimize contact between worker and building residents and users, including maintaining a minimum of six feet of social distancing at all times.
7. Prohibit gatherings of any size on the jobsite, including gatherings for breaks or eating, except for meetings regarding compliance with this protocol or as strictly necessary to carry out a task associated with the construction project.
8. Cal-OSHA requires employers to provide water, which should be provided in single-serve containers. Sharing of any of any food or beverage is strictly prohibited and if sharing is observed, the worker must be sent home for the day.

## 9. Required Personnel for Small Construction Projects:

9.1. Designate **Site-specific COVID-19 Supervisor** (or supervisors). The COVID-19 Supervisor may be an on-site worker who is designated to serve in this role to:

- 9.1.1. Be present on the construction site at all times during construction activities;
- 9.1.2. Review this CPSP with all workers and visitors to the construction site; and
- 9.1.3. Enforce this CPSP, particularly consistent proper use of face covering and ensuring adequate physical distancing of at least 6 feet.

## 10. Required Personnel for Large Construction Projects:

10.1. Designate **COVID-19 Safety Compliance Officer (SCO)** whose responsibilities include:

- 10.1.1. Be present on the construction site at all times during construction activities;
- 10.1.2. Ensure implementation of this CPSP at the jobsite.
- 10.1.3. Conduct daily briefings in person or by teleconference that must cover the following topics:
  - 10.1.3.1. Conveying updated information regarding COVID-19.
  - 10.1.3.2. New jobsite rules and pre-job site travel restrictions for the prevention of COVID-19 community spread.
  - 10.1.3.3. Emphasize the critical importance of consistent proper use of face covering and the critical importance of maintaining at least 6 feet of physical distance at all times.
  - 10.1.3.4. Sanitation and hygiene:
    - Review of sanitation and hygiene procedures.
    - Coordination of construction site daily cleaning/sanitation requirements.
    - Solicitation of worker feedback on improving safety and sanitation.
    - Protocols in the event of an exposure or suspected exposure to COVID-19 (see [sfcdcp.org/covid19-positive-workplace](https://sfcdcp.org/covid19-positive-workplace)).
- 10.1.4. Compile daily written verification that each jobsite is compliant with the components of this CPSP. Each written verification form must be copied, stored, and made immediately available upon request by any County official.

**Appendix B: Construction Project Safety Protocol  
(updated 01/20/2021)****Instructions and Requirements**

10.1.5. In the event of noncompliance, the SCO:

- 10.1.5.1. Must not permit any construction activity to continue without bringing such activity into compliance with these requirements.
- 10.1.5.2. Develop and ensure implementation of a Remediation Plan to address any noncompliance with this CPSP.
- 10.1.5.3. Post the Remediation Plan at the entrance and exit of the jobsite during remediation period. The remediation plan must be translated as necessary to ensure that all non-English speaking workers are able to understand the document.
- 10.1.5.4. Report repeated non-compliance to the appropriate jobsite supervisors and a designated County official.

10.2. Designate a **COVID-19 Third-Party Jobsite Safety Accountability Supervisor (JSAS)**. The JSAS must hold an OSHA-30 certificate and first-aid training within the past two years, and must be trained in the CPSP requirements. The JSAS responsibilities include:

- 10.2.1. Verify compliance, including by visual inspection and random interviews with workers, with this CPSP.
- 10.2.2. Within seven calendar days of each jobsite visit, the JSAS must complete a written assessment identifying any failure to comply with this CPSP Protocol. The written assessment must be copied, stored, and, upon request by the County, sent to a designated County official.
- 10.2.3. If the JSAS discovers that a jobsite is not in compliance with this CPSP the JSAS must:
  - 10.2.3.1. Work with the SCO to develop and implement a Remediation Plan.
  - 10.2.3.2. Coordinate with the SCO to prohibit continuation of any non-compliant work activity until addressed and the continuing work is compliant.
  - 10.2.3.3. Send the Remediation Plan to a designated County official within five calendar days of the JSAS's discovery of the failure to comply.

## **Order No. C19-07s – Appendix C-1: Additional Businesses Permitted to Operate**

**[Revised January 27, 2021]**

### **A. General Requirements**

The “Additional Businesses” listed below may begin operating, subject to the requirements set forth in the Order and to any additional requirements set forth below or in separate industry-specific guidance by the Health Officer. These businesses were selected based on current health-related information, the risk criteria set forth in Section 3, the State’s December 3, 2020 Stay-At-Home Order, of the Order, and the overall impact that allowing these businesses to resume operation will have on mobility and volume of activity in the County.

To mitigate the risk of transmission to the greatest extent possible, before resuming operations, each Additional Business must:

- Comply with Social Distancing Requirements (Section 8.o of the Order) and prepare, post, implement, and distribute to their Personnel a Social Distancing Protocol checklist as specified in Section 5.d and Appendix A of the Order for each of their facilities in the County where Personnel or members of the public will be onsite;
- Prepare, post, implement, and distribute to their Personnel a written health and safety plan checklist that addresses all applicable best practices set forth in relevant Health Officer directives; and
- Comply with any relevant state guidance and local directives. If a conflict exists between state guidance and local public health directives related to the COVID-19 pandemic, the most restrictive provision shall be followed, as further provided in Section 10 of the Order.

Businesses that operate outdoors may, subject to any applicable permit requirements, conduct their operations in a tent, canopy, or other shelter, as long as the shelter complies with: (1) the California Department of Public Health’s November 25, 2020 guidance regarding “Use of Temporary Structures for Outdoor Business Operations” (available at <https://www.cdph.ca.gov/Programs/CID/DCDC/Pages/COVID-19/Use-of-Temporary-Structures-for-Outdoor-Business-Operations.aspx>); and (2) SFDPH’s guidance on “Safer Ways to Use New Outdoor Shared Spaces for Allowed Activities During COVID-19” (available at <https://www.sfdph.org/dph/files/ig/Guidance-Shared-Outdoor-Spaces.pdf>).

Until further order of the Health Officer, all non-essential businesses must close between 10:00 p.m. and 5:00 a.m. For clarity, and without limiting other applicable exemptions, essential work is permitted to continue between 10:00 p.m. and 5:00 a.m., and, subject to other applicable legal requirements, essential retail establishments may remain open during those hours, and food and beverage establishments may continue to operate for delivery and takeout during those hours. Personnel may also commute to and from work during those hours for a business that is allowed to operate under this Order.

The health-related basis for selection of Additional Businesses and the specific requirements for risk mitigation are summarized below. The bases for the additions were amended on July 13, 2020, to reflect an updated and refined analysis under the risk criteria set forth in Section 3 of the amended Order.

**Order No. C19-07s – Appendix C-1: Additional Businesses Permitted to Operate**

**[Revised January 27, 2021]**

**B. List of Additional Businesses**

For purposes of the Order, Additional Businesses include the following, subject to the stated limitations and conditions:

(1) Retail Stores for Goods—REDUCED CAPACITY .....	3
(2) Manufacturing, Warehousing and Logistical Support .....	6
(3) Childcare and Youth Programs for All Children .....	7
(4) Low Contact Retail Services—REDUCED CAPACITY .....	9
(5) Equipment Rental Businesses—REDUCED CAPACITY .....	10
(6) Professional Sports Teams: Practices, Games, and Tournaments without In-Person Spectators with an Approved Plan .....	11
(7) Entertainment Venues: Live Streaming or Broadcasting Events without In-Person Audiences with an Approved Plan .....	12
(8) Dining—SUSPENDED IN PART .....	13
(9) Outdoor Fitness Classes—REDUCED CAPACITY .....	15
(10) Indoor Household Services .....	17
(11) Offices for Non-Essential Businesses—SUSPENDED .....	18
(12) Outdoor Zoos with an Approved Plan .....	18
(13) Open Air Boat Operators .....	19
(14) Institutions of Higher Education and Adult Education—SUSPENDED IN PART .....	21
(15) Personal Service Providers .....	23
(16) Gyms and Fitness Centers—SUSPENDED IN PART .....	25
(17) Indoor Museums, Aquariums, and Zoos—SUSPENDED .....	26
(18) Outdoor Family Entertainment Centers—SUSPENDED IN PART .....	26
(19) Open-Air Tour Bus Operators .....	29
(20) Lodging Facilities for Tourism .....	31
(21) Indoor Movie Theaters—SUSPENDED .....	32
(22) Film and Media Productions .....	32
(23) Real Estate Showings—SUSPENDED .....	36
(24) Commercial Parking Garages .....	36
(25) Limited One-on-One Personal Training Inside Gyms and Fitness Centers .....	37



**[Revised January 27, 2021]**

**(1) Retail Stores for Goods—REDUCED CAPACITY**

a. Basis for Addition. Personnel and customers can wear Face Coverings at all times and maintain at least six feet of physical distance except for brief interactions (e.g., while paying for goods). No inherently risky activities (e.g., singing, shouting, eating, drinking, etc.) are involved. While shopping, customers interact only with a small number of individuals from other Households. Although Personnel are interacting with a moderate number of people, the duration of those interactions are low and safety limitations can ensure adequate physical distancing and adherence with other Social Distancing Requirements (Section 8.o of the Order) and other worker protection measures and decrease the risk of virus transmission. Consistent with Section 5.c of the Order and to the extent possible, retail stores are urged to conduct curbside/outdoor pickup to further decrease the risk.

b. Description and Conditions to Operate.

1. Curbside/Outdoor Pickup: Retail stores may operate for curbside/outside pickup of goods, subject to the following limitations:

- i. The store must limit the number of Personnel in the facility so that Personnel can comply with Social Distancing Requirements;
- ii. The store must create, post and implement a Social Distancing Protocol checklist (Appendix A to this Order) and must comply with Health Officer Directive No. 2020-10b, as that directive may be amended from time to time, regarding required best practices for retail businesses with curbside pickup—including the requirement to create a Health and Safety Plan;
- iii. If a store chooses to display merchandise for sale on tables or otherwise outside the store, it must comply with the following specific requirements:
  - The store must obtain any necessary permits from the County;
  - Customers must either use hand sanitizer before touching items or ask the vendor to hand items to them;
  - Only the number of customers who can maintain at least six feet of physical distancing may approach the table at a time;
  - Chalk demarcations must be placed on the ground to indicate where shoppers should stand behind others, while waiting to purchase items; and
  - The store must take measures to help ensure against congestion and blocking passage by pedestrians, including people with disabilities.

Stores may apply for a free temporary permit to use the sidewalk or parking lane for retail operations at <https://sf.gov/use-sidewalk-or-parking-lane-your-business>.

- iv. The store must have direct access to an immediately adjacent sidewalk, street, alley, or parking area for pickup by customers using any mode of travel, without blocking pedestrian access or causing pedestrian or vehicle congestion; and



**Order No. C19-07s – Appendix C-1: Additional Businesses Permitted to Operate**

**[Revised January 27, 2021]**

- v. Retail stores that are in an enclosed Indoor Shopping Center (defined as a large building or group of buildings where customer access to stores is possible only through indoor passage ways or indoor common areas, such as Stonestown Galleria, and Westfield San Francisco Centre) and that do not have direct access to adjacent sidewalk, street, parking lot or alley area, may only reopen for curbside/outdoor pickup at this time if the Indoor Shopping Center operator submits to the Health Officer a proposed plan for reopening and that plan is approved as provided below. The proposed plan must include:
  - a. the number of stores and businesses that would be resuming operation;
  - b. the number of Personnel associated with each store or business;
  - c. the number of customers expected daily; and
  - d. the specific social distancing and sanitation measures the shopping center would employ to prevent congestion at the doorways and streets, and protect customers and Personnel.

Plans must be submitted to [HealthPlan@sfcityatty.org](mailto:HealthPlan@sfcityatty.org). Subject to the advance written approval of the Health Officer or the Health Officer's designee, retailers in the Indoor Shopping Center may then operate for curbside pickup consistent with the approved plan.

- 2. In-Store Retail: Retail stores may operate for indoor shopping, subject to the following limitations and conditions:
  - i. The store must reduce maximum occupancy to limit the number of customers to the lesser of: (1) 25% the store's maximum occupancy or (2) the number of people (customers and Personnel) who can maintain at least six feet of physical distance from each other in the store at all times;
  - ii. All retail establishments must develop and implement written procedures to "meter" or track the number of persons entering and exiting the facility to ensure that the maximum capacity for the establishment is not exceeded. For example, an employee of the establishment may be posted at each entrance to the facility to perform this function. The establishment must provide a copy of its written "metering" procedures to an enforcement officer upon request and disclose the number of members of the public currently present in the facility.
  - iii. Before opening for in-store shopping, the store must create, post and implement a Social Distancing Protocol checklist (Appendix A to this Order) and must comply with Health Officer Directive No. 2020-17, as that directive may be amended from time to time, regarding required best practices for retail businesses offering in-store shopping or services—including the requirement to create a Health and Safety Plan;
  - iv. If a store chooses to display merchandise for sale on tables or otherwise outside the store, it must comply with the following specific requirements:
    - The store must obtain any necessary permits from the County;

**Order No. C19-07s – Appendix C-1: Additional Businesses Permitted to Operate**

**[Revised January 27, 2021]**

- Customers must either use hand sanitizer before touching items or ask the vendor to hand items to them;
- Only the number of customers who can maintain at least six feet physical distancing may approach the table at a time;
- Chalk demarcations must be placed on the ground to indicate where shoppers should stand behind others, while waiting to purchase items; and
- The store must take measures to help ensure against congestion and blocking passage by pedestrians, including people with disabilities.

Stores may apply for a free temporary permit to use the sidewalk or parking lane for retail operations at <https://sf.gov/use-sidewalk-or-parking-lane-your-business>.

- v. Retail stores that are in an enclosed Indoor Shopping Center (as defined in subsection 1.b.1.v above) and that do not have direct access to adjacent sidewalk, street, parking lot or alley area, may only reopen for in-store retail, subject to the following conditions, if the Indoor Shopping Center has a plan for reopening that is approved by the Health Officer as provided below:
- The Indoor Shopping Center must limit capacity in the facility and in each individual storefront to the lesser of: (1) 25% the maximum occupancy or (2) the number of people who can maintain at least six feet of physical distance from each other at all times.
  - Common areas must be closed.
  - Food court must be closed for indoor dining. Food may be served for take-out, but seating areas must be closed.

The proposed plan must include:

- a. the number of stores and businesses that would be resuming operation;
- b. the number of Personnel associated with each store or business;
- c. the number of customers expected daily;
- d. confirmation that the Indoor Shopping Center will close all food courts for indoor dining and a description of how that closure will be effectuated;
- e. how the Indoor Shopping Center will regulate the number of people in the paths of travel of the shopping center and close any common gathering areas;
- f. how the Indoor Shopping Center will address HVAC/circulated air, use of elevators, use and cleaning of bathrooms;
- g. any special considerations for indoor parking garages and access points;

## **Order No. C19-07s – Appendix C-1: Additional Businesses Permitted to Operate**

**[Revised January 27, 2021]**

- h. whether the Indoor Shopping Center will permit curbside pickup; and
- i. adoption of a Health and Safety Plan addressing the requirements of Appendix A to the Order.

Plans must be submitted to HealthPlan@sfcityatty.org. Subject to the written advance approval of the Health Officer or the Health Officer's designee, the Indoor Shopping Center may then operate for in-store retail consistent with the approved plan.

For clarity, operation of retail stores under category (1) and (2), above, applies only to the sale of goods and not to the provision of services or the rental of equipment, which are covered separately in Sections (4) and (5), below.

(Added May 17, 2020; Revised June 1, 2020, June 11, 2020, and September 30, 2020; Non-substantive revisions July 13, 2020, October, 20, 2020, and November 3, 2020; Subsection suspended July 20, 2020, with minor update on August 14, 2020; Subsection reinstated with amendments on September 1, 2020; Subsection suspended November 10, 2020; Capacity reduced November 28, 2020, and December 4, 2020; Capacity increased January 27, 2021)

### **(2) Manufacturing, Warehousing and Logistical Support**

- a. Basis for Addition. Personnel can wear Face Coverings and maintain at least six feet of physical distance at all times. No inherently risky activities (e.g., singing, shouting, eating, drinking, etc.) are involved. Personnel will interact only with a consistent and moderately sized group of people (i.e., the business's other Personnel) as members of the public do not generally frequent these businesses. Finally, risks of virus transmission associated with this activity can be mitigated through Social Distancing Requirements (Order Section 8.o) and sanitation, and other worker safety protocols.
- b. Description and Conditions to Operate.
  - 1. Manufacturing: Manufacturing businesses—including non-essential manufacturing businesses—may operate, subject to the following limitations and conditions:
    - i. The business must limit the number of Personnel in the facility so that Personnel can comply with Social Distancing Requirements; and
    - ii. The business must create, post and implement a Social Distancing Protocol checklist (Appendix A to this Order) and must comply with Health Officer Directive No. 2020-11, as that directive may be amended from time to time, regarding required best practices for manufacturing businesses—including the requirement to create a Health and Safety Plan.
  - 2. Warehousing and Logistical Support: Businesses that provide warehousing and logistical support—including non-essential businesses —may operate, subject to the following limitations and conditions:

## **Order No. C19-07s – Appendix C-1: Additional Businesses Permitted to Operate**

**[Revised January 27, 2021]**

- i. The business must limit the number of Personnel in the facility so that Personnel can comply with Social Distancing Requirements; and
- ii. The business must create, post and implement a Social Distancing Protocol checklist (Appendix A to this Order) and must comply with Health Officer Directive No. 2020-12, as that directive may be amended from time to time, regarding required best practices for warehouse and logistical support businesses—including the requirement to create a Health and Safety Plan.

(Added May 17, 2020; Revised June 1, 2020, and June 11, 2020; Non-substantive revisions July 13, 2020)

### **(3) Childcare and Youth Programs for All Children**

- a. Basis for Addition. Childcare and educational or recreational programs for youth are critical to early education and developmental equity, family social and economic wellbeing, and economic recovery from the pandemic. More specifically, such programs are an important element for a child’s social and emotional development, as well as for a child’s physical health and wellness. Also, childcare and youth programs are often necessary to allow parents or guardians to work, making the availability of such programs important for individual families as well as the local economy. Although attendance at a childcare or youth program involves a high number of close contacts that may be of lengthy duration, the risks of virus transmission can be reduced by mitigation measures, as generally described below. But children’s inability to consistently follow social distancing and sanitation recommendations means that even with the mitigation measures the risk of transmission is higher than in interactions exclusively among adults. And while based on available evidence, children do not appear to be at higher risk for COVID-19 than adults, medical knowledge about the possible health effects of COVID-19 on children is evolving. Accordingly, the decision about whether to enroll a child in a childcare or youth program is an individualized inquiry that should be made by parents/guardians with an understanding of the risks that such enrollment entails. Parents/guardians may discuss these risks and their concerns with their pediatrician. The Health Officer will continue to monitor the changing situation and may amend this section as necessary to protect the public health.
- b. Description and Conditions to Operate.
  1. Childcare Programs: Group care facilities for very young children who are not yet in elementary school—including, for example, licensed childcare centers, daycares, family daycares, and preschools (including cooperative preschools)—(collectively, “Childcare Programs”) may open and operate, subject to the following limitations and conditions:
    - i. Childcare Programs may not enroll children for fewer than three weeks;
    - ii. Childcare Programs must create, post and implement a Social Distancing Protocol checklist (Appendix A to this Order) and comply with all of the

**Order No. C19-07s – Appendix C-1: Additional Businesses Permitted to Operate**

**[Revised January 27, 2021]**

requirements set forth in Health Officer Directive No. 2020-14c, including any limits on the number of children that can be in a group, and the requirements to have the parent(s) or guardian(s) of any child attending the program sign an acknowledgement of health risks, and to prepare and implement a written health and safety plan to mitigate the risk of virus transmission to the greatest extent feasible.

2. Summer Camps: Summer camps and summer learning programs that operate exclusively outside of the academic school year (“Summer Camps”) may operate for all children over the age of six and school-aged children currently in grades transitional kindergarten (TK) and above who are under age six, subject to the following limitations and conditions:
  - i. Summer Camps must limit group size to 12 children (a “pod”) per room or space;
  - ii. Summer Camp sessions must last at least three weeks;
  - iii. Children must remain in the same pod for at least three weeks, and preferably for the entire time throughout the summer.
  - iv. Summer Camps may not begin to operate until they have created, posted and implemented a Social Distancing Protocol checklist (Appendix A to this Order) and complied with all of the requirements set forth in relevant industry-specific Health Officer directives (*see* Health Officer Directive No. 2020-13b) including the requirements to complete an online form with general information about the program and required certifications, to have the parent(s) or guardian(s) of any child attending the program sign an acknowledgement of health risks, and to prepare and implement a written health and safety plan to mitigate the risk of virus transmission to the greatest extent feasible.
3. Out of School Time Programs: Educational or recreational institutions or programs that provide care or supervision for school-aged children and youth—including for example, learning hubs, other programs that support distance learning, school-aged childcare programs, youth sports programs, and afterschool programs (“Out of School Time Programs” or “OST Programs”) may open for all children, subject to the following limitations and conditions:
  - i. OST Program sessions must be at least three weeks long, and programs without set sessions may not enroll children for fewer than three weeks;
  - ii. Any youth sports or exercise taking place as part of an OST or organized and supervised youth sports program must take place outside only;
  - iii. OST Programs must create, post, and implement a Social Distancing Protocol checklist (Appendix A to this Order) and comply with all of the requirements set forth in Health Officer Directive No. 2020-21, including any limits on the number of children that can be in a group, and also the requirements to complete an online form with general information about the program and required certifications, to have the parent(s) or guardian(s) of any child attending the program sign an acknowledgement of health risks, and to

## **Order No. C19-07s – Appendix C-1: Additional Businesses Permitted to Operate**

**[Revised January 27, 2021]**

prepare and implement a written Health and Safety Plan to mitigate the risk of virus transmission to the greatest extent feasible.

For clarity, this Section does not apply to schools, which are addressed separately in Section 6.b of the Order; Childcare Programs, which are addressed separately in subsection b.1 of this Appendix above; or Summer Camps, which are addressed separately in subsection b.2 of this Appendix above. OST Programs are intended to supplement, rather than replace, school programming.

(Added May 22, 2020; Revised June 1, 2020, July 13, 2020, and August 14, 2020; Non-substantive revisions June 11, 2020; Non-substantive revision January 27, 2021)

### **(4) Low Contact Retail Services—REDUCED CAPACITY**

- a. Basis for Addition. Personnel and customers can wear Face Coverings at all times and maintain at least six feet of physical distance except for brief interactions (e.g., in some instances where remote payment is not feasible, while paying for services). No inherently risky activities (e.g., singing, shouting, eating, drinking, etc.) are involved. Customers interact only with a small number of individuals from other Households, and although Personnel are interacting with a moderate number of people, the duration of those interactions are low and safety limitations can ensure adequate social distancing and decrease the risk of virus transmission. The majority of interactions can occur outdoors, which further decreases risk—and consistent with Section 5.c of the Order, businesses are strongly urged to conduct interactions with customers outdoors—through curbside drop-off and pick-up—to the largest extent possible.
- b. Description and Conditions to Operate. Services that do not generally require close customer contact (e.g., dog grooming and shoe or electronics repair) may operate, subject to the following limitations and conditions:
  - i. To the extent feasible, all interactions and transactions between Personnel and customers should occur outdoors;
  - ii. The store must limit capacity to the lesser of: (1) 25% the store's maximum occupancy (based on customers only) or (2) the number of people (customers and Personnel) who can maintain at least six feet of physical distance from each other in the facility at all times;
  - iii. The businesses must create, post and implement a Social Distancing Protocol checklist (Appendix A to this Order) and comply with Health Officer Directive No. 2020-10b, as that directive may be amended from time to time, regarding required best practices for retail businesses with curbside pickup and drop-off;
  - iv. The stores must have direct access to an immediately adjacent sidewalk, street, alley, or parking area for pickup by customers using any mode of travel, without blocking pedestrian access or causing pedestrian or vehicle congestion; and

## **Order No. C19-07s – Appendix C-1: Additional Businesses Permitted to Operate**

**[Revised January 27, 2021]**

- v. Stores in an enclosed indoor shopping center that do not have direct access to adjacent sidewalk, street, parking lot or alley area may not reopen at this time unless they are located in an approved Indoor Shopping Center as described in 1.b above.

For clarity, this provision does not apply to personal service businesses, such as hair salons, barbershops, nail salons, or piercing or tattoo parlors.

As discussed in Section 1.b above regarding retail stores and Indoor Shopping Centers, stores within enclosed shopping centers may operate only upon advance written approval by the Health Officer or the Health Officer's designee of a plan submitted by the Indoor Shopping Center operator. Plans must be submitted to [HealthPlan@sfcityatty.org](mailto:HealthPlan@sfcityatty.org).

(Added June 1, 2020; Revised June 11, 2020, July 20, 2020, and January 27, 2021; Non-substantive revisions July 13, 2020; Capacity reduced November 28, 2020, and December 4, 2020)

### **(5) Equipment Rental Businesses—REDUCED CAPACITY**

- a. Basis for Addition. Personnel and customers can wear Face Coverings at all times and maintain at least six feet of physical distance except for brief interactions (e.g., while paying for services). No inherently risky activities (e.g., singing, shouting, eating, drinking, etc.) are involved. Customers interact only with a small number of individuals from other Households, and although Personnel are interacting with a moderate number of people, the duration of those interactions are low and safety limitations can ensure adequate social distancing and decrease the risk of virus transmission. The majority of interactions can occur outdoors, which further decreases risk—and businesses are strongly urged to conduct interactions outdoors to the largest extent possible. Also, the risk of multiple individuals using shared equipment can be mitigated through sanitation measures. Finally, resumption of these businesses is expected to result in only a small increase in the number of people reentering the workforce and the overall volume of commercial activity.
- b. Description and Conditions to Operate. Businesses that rent equipment for permissible recreational activities (e.g., bicycles, kayaks, paddleboards, boats, horseback riding, climbing equipment, or fishing equipment) may operate, subject to the following limitations and conditions:
  - i. To the extent feasible, all interactions and transactions between Personnel and customers should occur outdoors;
  - ii. The business must limit capacity in the facility to the lesser of: (1) 25% the facility's maximum occupancy (based on customers only) or (2) the number of people (customers and Personnel) who can maintain at least six feet of physical distance from each other in the facility at all times;

## **Order No. C19-07s – Appendix C-1: Additional Businesses Permitted to Operate**

**[Revised January 27, 2021]**

- iii. The business must have created, posted and implemented a Social Distancing Protocol checklist (Appendix A to this Order) and must comply with Health Officer Directive No. 2020-10b, as that directive may be amended from time to time, regarding required best practices for retail businesses with curbside pickup and drop-off;
- iv. All retail establishments—including equipment rental businesses—must develop and implement written procedures to “meter” or track the number of persons entering and exiting the facility to ensure that the maximum capacity for the establishment is not exceeded. For example, an employee of the establishment may be posted at each entrance to the facility to perform this function. The establishment must provide a copy of its written “metering” procedures to an enforcement officer upon request and disclose the number of members of the public currently present in the facility.
- v. The business must have direct access to an immediately adjacent sidewalk, street, alley, or parking area for pickup by customers using any mode of travel, without blocking pedestrian access or causing pedestrian or vehicle congestion;
- vi. Businesses in an enclosed indoor shopping center that do not have direct access to adjacent sidewalk, street, parking lot or alley area may not reopen at this time unless they are in an approved Shopping Center as described in 1.b above; and
- vii. All equipment must be thoroughly cleaned and disinfected between each use with procedures effective against the Novel Coronavirus SARS-CoV-2 in accordance with CDC guidelines (<https://www.cdc.gov/coronavirus/2019-ncov/community/disinfecting-building-facility.html>).

As discussed in Section 1.b above regarding retail stores and Indoor Shopping Centers, stores within Indoor Shopping Centers may operate only upon the advance written approval by the Health Officer or the Health Officer’s designee of a plan submitted by the Indoor Shopping Center operator. Proposed plans must be submitted to [HealthPlan@sfcityatty.org](mailto:HealthPlan@sfcityatty.org).

(Added June 1, 2020; Revised June 11, 2020, and October 27, 2020; Non-substantive revisions July 13, 2020; Suspension note added July 20, 2020 and removed September 1, 2020; Capacity reduced November 28, 2020, and December 4, 2020; Capacity increased January 27, 2021)

### **(6) Professional Sports Teams: Practices, Games, and Tournaments without In-Person Spectators with an Approved Plan**

- a. Basis for Addition. Although contact sports may present a significant risk of virus transmission, those risks can be mitigated by stringent social distancing, sanitation, and testing measures. Resuming such events—without a live audience and subject to strict health controls and mitigation measures—represents a first step toward the resumption of professional sports exhibitions that can be broadcast for the entertainment of the public and viewed by the public remotely in a safe manner.



**Order No. C19-07s – Appendix C-1: Additional Businesses Permitted to Operate**

**[Revised January 27, 2021]**

- b. Description and Conditions to Operate. Professional sports teams that wish to resume practices, games, or tournaments and broadcasting of those events in San Francisco, without in-person spectators, may submit to the Health Officer a proposed plan detailing the sanitation, social distancing, health screening, and other procedures that will be implemented to minimize the risk of transmission among players, staff, media, broadcast crew, and any others who will be in the facility. The plan must include a proposal for interval testing (without using City resources) of all players and coaching staff who will be present in the facility. Plans must be submitted to HealthPlan@sfcityattys.org. Subject to the advance written approval of the Health Officer or the Health Officer's designee, the team may then resume activities consistent with the approved plan, including any conditions to approval of the Health Officer or the Health Officer's designee. Teams, games, exhibitions, and tournaments must also comply with any applicable Health Officer directives to the extent they are consistent with the approved plan; in the event of an inconsistency, the approved plan controls. Finally, crew, athletes, coaching staff and other workers should also abide by protocols agreed to by labor and management, to the extent they are at least as protective of health as the approved plan.

(Added June 1, 2020; Revised June 11, 2020; Non-substantive revisions June 26, 2020; Suspension note added July 20, 2020)

**(7) Entertainment Venues: Live Streaming or Broadcasting Events without In-Person Audiences with an Approved Plan**

- a. Basis for Addition. Although some types of live entertainment and cultural events, such as music, dance and comedy performances, may present a risk of virus transmission, those risks can be mitigated by stringent social distancing, sanitation, and testing measures. Resuming such events—without a live audience and subject to strict health controls and mitigation measures—represents a first step toward the resumption of these entertainment and cultural activities that can be broadcast and watched by the public remotely in a safe manner.
- b. Description and Conditions to Operate.
1. Operators of entertainment venues may film, stream, or otherwise broadcast small scale events so long as:
    - i. the venue remains closed to the public;
    - ii. the live stream is limited to the fewest number of Personnel needed (up to a maximum of 12 people in the facility, including, without limitation, media Personnel needed for the broadcast);
    - iii. doors and windows are left open to the extent possible, or mechanical ventilation systems are run, to increase ventilation;
    - iv. the venue complies with the Social Distancing Requirements set forth in Section 8.0 of this Order; and

## **Order No. C19-07s – Appendix C-1: Additional Businesses Permitted to Operate**

**[Revised January 27, 2021]**

- v. Because singing and playing wind or brass instruments can transmit particles farther in the air than breathing or speaking quietly, people must be in an isolation booth or in a separate room from others in the facility while singing or playing wind or brass instruments.

To further reduce the risk of transmission, it is strongly recommended that all events allowed under this section be conducted and filmed, streamed, or otherwise broadcast from outdoors. The same outdoors recommendation applies to all other operations that are allowed under the Order to be filmed, live streamed or otherwise broadcast indoors with health restrictions.

- 2. Operators of entertainment venues that wish to film, stream, or otherwise broadcast events that require more than 12 people to be on site at the facility at any one time may submit to the Health Officer a proposed plan detailing the sanitation, social distancing, health screening, and other procedures that will be implemented to minimize the risk of transmission among participants. If the event involves singing, playing wind or brass instruments, or physical contact, the plan must include a proposal for interval testing (without using City resources) of those individuals. Proposed plans must be submitted to [HealthPlan@sfcityatty.org](mailto:HealthPlan@sfcityatty.org). Subject to the advance written approval of the Health Officer or the Health Officer's designee, the venue may then begin operating consistent with the approved plan, including any conditions to approval of the Health Officer or the Health Officer's designee. Cast, crew, and other workers should also abide by protocols agreed to by labor and management, to the extent they are at least as protective of health as the approved plan.

(Added June 11, 2020; Non-substantive revisions June 26, 2020; Revised July 20, 2020)

### **(8) Dining—SUSPENDED IN PART**

- a. Basis for Addition. Dining presents a higher risk of virus transmission than in other allowable interactions because Face Coverings must be removed to eat and drink. But outdoor interactions carry a significantly lower risk of transmission than most indoor interactions, and mitigation measures in outdoor dining establishments can decrease the transmission risk if they are strictly followed by all customers and Personnel.
- b. All Dining – General Conditions to Operate. All restaurants and bars that operate under this Section (8), must comply with all of the following limitations and conditions in relation to all such operations:
  - i. All patrons must be seated at a table to eat or drink—except briefly, standing or lingering between tables or in other areas of the restaurant's outdoor or indoor space is not allowed;
  - ii. Patrons must be seated to be served food or beverages;

**Order No. C19-07s – Appendix C-1: Additional Businesses Permitted to Operate**

**[Revised January 27, 2021]**

- iii. Patrons must wear Face Coverings when they are not actively eating or drinking, including but not limited to: while they are waiting to be seated; while reviewing the menu and ordering; while socializing at a table waiting for their food and drinks to be served or after courses or the meal is complete; and any time they leave the table, such as to use a restroom. Customers must also wear Face Coverings any time servers, bussers, or other Personnel approach their table;
- iv. Each dining establishment must use signs and verbal directions to notify patrons of the requirements for dining (whether indoor or outdoor), including, but not limited to, the requirements for when to wear a face covering;
- v. Dining establishments must limit tables to two Households up to six people total;
- vi. No dining establishment is permitted to provide alcoholic beverage service without also providing real meal service in a bona fide manner. Bona fide meals must be prepared and served by the dining establishment or another person or business operating under an agreement with the dining establishment. The service of prepackaged food like sandwiches or salads, or simply heating frozen or prepared meals, is not deemed as compliant with this requirement;
- vii. Each patron at a table must order a bona fide meal to receive alcoholic beverage service, and dining establishments must deliver alcoholic beverages to patrons only when they are seated;
- viii. No patrons are allowed to eat or drink indoors in the dining establishment *[SUSPENDED: except when seated at an indoor table under the indoor dining rules below]*;
- ix. No patrons are allowed to use self-serve items (such as buffets or self-serve continental breakfasts);
- x. Areas that may lead to patrons gathering, congregating, or dancing must be closed;
- xi. The dining establishment must screen all patrons and other visitors on a daily basis using the standard screening questions attached to the Order as Appendix A and Attachment A-2 (the “Screening Handout for Non-Personnel”). Screening must occur before people are seated at the dining establishment to prevent the inadvertent spread of the SARS-CoV-2 virus. A copy of the Screening Handout for Non-Personnel must be provided to anyone on request, although a poster or other large-format version of the Screening Handout for Non-Personnel may be used to review the questions with people verbally. Any person who answers “yes” to any screening question is at risk of having the SARS-CoV-2 virus, must be prohibited from entering or being seated by the establishment, and should be referred for appropriate support as outlined on the Screening Handout for Non-Personnel. The establishment can use the guidance available online at [www.sfcddcp.org/screen](http://www.sfcddcp.org/screen) for determining how best to conduct screening. Patrons who are feeling ill, have exhibited symptoms of COVID-19 within 24 hours of arriving at the establishment, or answer “yes” to any screening question must

**Order No. C19-07s – Appendix C-1: Additional Businesses Permitted to Operate**

**[Revised January 27, 2021]**

cancel or reschedule their reservation. In such cases, patrons must not be charged a cancellation fee or other financial penalty; and

- xii. Each dining establishment must (1) comply with the sections that follow that are applicable to the type of dining being offered by the establishment regarding outdoor dining, indoor dining, or both, (2) have created, posted, and implemented a Social Distancing Protocol checklist (Appendix A to this Order), and (3) also comply with Health Officer Directive No. 2020-16, as that directive may be amended from time to time, regarding required best practices for outdoor dining or indoor dining, as applicable.
- c. Outdoor Dining – Description and Conditions to Operate. Restaurants and bars that serve food may operate for outdoor dining (“outdoor dining establishments”) subject to the following limitations and conditions:
- i. The outdoor dining establishment must comply with all General Conditions to Operate listed in Section (8)b above;
  - ii. Patrons must remain outside the outdoor dining establishment and may enter the establishment only (1) to access a bathroom, (2) to access an outdoor space that is only accessible by traveling through the restaurant, or (3) to order or pickup food at an indoor counter; and
  - iii. Dining establishments must cease outdoor dining operations from 10:00 p.m. to 5:00 a.m. each day; all outdoor dining patrons must leave dining establishments by 10:00 p.m., and dining establishments must plan accordingly to stop evening food and beverage service and collect payment before 10:00 p.m. Dining establishments may continue to offer delivery and take-out services consistent with Health Officer Directive No. 2020-05, and employees may continue to work and commute to and from the Dining Establishment during these hours.

Outdoor dining establishments may apply for a free temporary permit to use the sidewalk or parking lane for business operations at <https://sf.gov/use-sidewalk-or-parking-lane-your-business>.

- d. Indoor Dining – Description and Conditions to Operate.

*[SUBSECTION SUSPENDED]*

(Added June 11, 2020; Revised July 13, 2020, September 30, 2020, October 27, 2020, and November 28, 2020; Non-substantive revisions October 20, 2020; Subsection suspended November 10, 2020; Suspended in full December 4, 2020; Reinstated in part and revised January 27, 2021)

**(9) Outdoor Fitness Classes—REDUCED CAPACITY**

- a. Basis for Addition. Outdoor fitness classes involve mixing of Households and a

## **Order No. C19-07s – Appendix C-1: Additional Businesses Permitted to Operate**

**[Revised January 27, 2021]**

moderate number of contacts. Also, the contacts are often of relatively long duration. Accordingly, and because exercise causes people to more forcefully expel airborne particles, the risk of virus transmission is higher than in other allowable interactions. But participants can—and must—wear Face Coverings and maintain at least six feet of physical distance at all times and not share equipment. Further, outdoor interactions carry a lower risk of transmission than most indoor interactions, and health protocols in outdoor fitness classes can significantly decrease the transmission risk.

- b. Description and Conditions to Operate. Outdoor fitness classes (e.g., outdoor boot camp, non-contact dance classes, tai chi, pilates, and yoga classes) may operate subject to the following limitations and conditions:
- i. No more than **25** people, including the instructor(s), may participate in an outdoor fitness class at the same time;
  - ii. The business/instructor must ask each participant using the standard screening questions attached to the Order as Appendix A and Attachment A-2 (the “Screening Handout for Non-Personnel”). Screening must occur before people are allowed to join the class to prevent the inadvertent spread of the SARS-CoV-2 virus. A copy of the Screening Handout for Non-Personnel must be provided to anyone on request, although a poster or other large-format version of the Screening Handout for Non-Personnel may be used to review the questions with people verbally. Any person who answers “yes” to any screening question is at risk of having the SARS-CoV-2 virus, must not be allowed to participate, and must cancel or reschedule their class. The instructor can use the guidance available online at [www.sfcdep.org/screen](http://www.sfcdep.org/screen) for determining how best to conduct screening;
  - iii. All participants must maintain a physical distance of at least six feet from each other, from the instructor(s), and from members of the public at all times;
  - iv. The business/instructor must have permission of the property owner to use the space;
  - v. All participants and instructors must wear a Face Covering at all times, unless they are specifically exempted from the Face Covering requirements in Health Officer Order No. C19-12d, issued on December 22, 2020, as that order may be amended from time to time; and
  - vi. Equipment (e.g., medicine balls, resistance bands, mats, weights, or yoga blocks) may not be shared by members of the class and must be thoroughly cleaned and disinfected between each use with procedures effective against the Novel Coronavirus SARS-CoV-2 in accordance with CDC guidelines (<https://www.cdc.gov/coronavirus/2019-ncov/community/disinfecting-building-facility.html>).

For clarity, this section does not allow contact sports (e.g., football) or fitness classes that involve physical contact (e.g., jiu jitsu or boxing with sparring) to resume. Also, this section does not cover childcare or summer camp programs for children or youth, which are governed by section 3 above and Health Officer Directive Nos. 2020-13b and 2020-14b.

## **Order No. C19-07s – Appendix C-1: Additional Businesses Permitted to Operate**

**[Revised January 27, 2021]**

Additional guidance about outdoor fitness classes from the San Francisco Department of Public Health is available at <http://www.sfdph.org/directives>.

(Added June 11, 2020; Non-substantive revisions July 13, 2020, and August 14, 2020; Revised September 30, 2020, October 20, 2020, November 3, 2020, and December 4, 2020; Capacity increased January 27, 2021)

### **(10) Indoor Household Services**

- a. **Basis for Addition.** Household service providers and residents can wear Face Coverings and maintain at least six feet of physical distance at all times. No inherently risky activities (e.g., singing, shouting, eating, drinking, etc.) are involved. Although indoor household services may involve mixing of Households (if the resident is at home) and occurs indoors, the number of contacts is low. Finally, risks of virus transmission can be mitigated through adherence to other Social Distancing Requirements and to sanitation, and other safety protocols.
- b. **Description and Conditions to Operate.** Providers of indoor household services that can be provided while maintaining social distancing (e.g., house cleaners and cooks) may operate, subject to the following limitations and conditions:
  - i. Household service providers may not enter a residence to provide services if either the household service provider or anyone in the residence has recent COVID-19 infection, exposure or symptoms, as listed in the standard screening questions attached to the Order as Attachment A-2 (the “Screening Handout for Non-Personnel”). Screening must occur before the household service provider enters the home;
  - ii. When feasible, residents should leave the premises when household services providers are in their home—if leaving the premises is not feasible, residents should try to be in a different room than the household service provider to the greatest extent possible;
  - iii. When feasible, leave windows and doors open to increase ventilation or run mechanical ventilation systems;
  - iv. High touch surfaces and any shared implements or tools should be cleaned at the beginning and end of any service visit;
  - v. Both residents and household service providers must wear a Face Covering at all times, unless they are specifically exempted from the Face Covering requirements in Health Officer Order No. C19-12d, issued on December 22, 2020.

For clarity, this section does not allow personal service providers, such as hair dressers or personal trainers, to provide in-home services. Also, this section does not apply to in-home childcare, which is independently permissible under Section 8.a.xxi of the Order.

**Order No. C19-07s – Appendix C-1: Additional Businesses Permitted to Operate**

**[Revised January 27, 2021]**

Additional guidance about indoor household services from the San Francisco Department of Public Health is available at <http://www.sfdph.org/directives>.

(Added June 11, 2020; Non-substantive revisions July 13, 2020, and August 14, 2020; Revised November 3, 2020)

**(11) Offices for Non-Essential Businesses—SUSPENDED**

(Suspended December 4, 2020)

**(12) Outdoor Zoos with an Approved Plan**

- a. Basis for Addition. Personnel and visitors can wear Face Coverings and maintain at least six feet of physical distance from people in different Households at all times. No inherently risky activities (e.g., singing, shouting, eating, drinking, etc.) are involved. And outdoor businesses are safer than indoor businesses. Finally, the number, frequency and proximity of contacts can be minimized through capacity limitations and the risk of virus transmission can be reduced through other health protocols.
- b. Description and Conditions to Operate. Zoos that wish to resume operations for visits by the public solely in their outdoor spaces may submit to the Health Officer a proposed plan detailing the sanitation, social distancing, health screening, and other procedures that will be implemented to minimize the risk of transmission among Personnel and visitors.

The plan must be submitted to [HealthPlan@sfcityattys.org](mailto:HealthPlan@sfcityattys.org), and must include detailed descriptions of how the business intends to address the following safety precautions.

- Ensuring that the facility remains below the lesser of: (a) 50% of the maximum capacity (based on patrons only) for the outdoor space that is permitted to open; or (b) the capacity based on the ability of Personnel and patrons to comply with the Social Distancing Requirements;
- Signage regarding Social Distancing Requirements (to include at least six feet of distance, handwashing/sanitizer practices, Face Covering policy);
- Ensuring Personnel and patrons wear Face Coverings at all times, unless they are specifically exempted from the Face Covering requirements in Health Officer Order No. C19-12d, issued on December 22, 2020, as that order may be amended from time to time;
- Ticketing booths and payment systems;
- Personnel safety precautions;

## **Order No. C19-07s – Appendix C-1: Additional Businesses Permitted to Operate**

**[Revised January 27, 2021]**

- Compliance with applicable Health Officer directives (e.g. regarding Food and beverage concessions, and retail gift shops);
- Monitoring and limiting patrons to ensure physical distancing between members of different Households;
- Paths of travel through the establishment and wayfinding signage;
- Sanitation for restrooms;
- Tours and audio self-tour equipment;
- Coat/personal property check services;
- Sanitation for high-touch surfaces and areas; and
- Closing interactive exhibits or modifying those exhibits to prevent common touching.

Subject to the advance written approval of the Health Officer or the Health Officer's designee, the zoo may resume operating its outdoor spaces for visits by the public according to the terms of the approved plan at the lesser of: (a) 50% of the maximum capacity for the outdoor space that is permitted to open; or (b) the capacity based on the ability of Personnel and patrons to comply with the Social Distancing Requirements, consistent with the approved plan, including any conditions to approval of the Health Officer or the Health Officer's designee.

(Added July 13, 2020; Non-substantive revisions August 14, 2020; Suspended December 4, 2020; Reinstated with non-substantive revisions January 27, 2021)

### **(13) Open Air Boat Operators**

- a. Basis for Addition. Personnel and passengers can wear Face Coverings and maintain six feet of physical distance from people in different households at all times. No inherently risky activities (e.g., singing, shouting, eating, drinking, etc.) are involved. And open-air boat excursions occur outside, which is safer than indoor interactions, and have additional air-flow from continual movement. Finally, outdoor boating excursions of socially distanced groups involve only a moderate number of contacts, and health mitigation measures in small boating excursions can significantly decrease the transmission risk.
- b. Description and Conditions to Operate. Individuals or businesses that offer open-air boat excursions ("Open-Air Boat Operators") may operate, subject to the following limitations and conditions:
  - i. If the total number of passengers is greater than 12, then the Open-Air Boat Operator must assign each passenger to a group of no more than 12 people. Multiple groups of 12 may be on an Open-Air Boat simultaneously, subject to the following requirements:
    - Each group of 12 must be kept at least 12 feet apart from each other,
    - The Open-Air Boat Operator must prohibit mingling among passengers in different groups, and



**Order No. C19-07s – Appendix C-1: Additional Businesses Permitted to Operate**

**[Revised January 27, 2021]**

- Passengers must have a clear path to the restroom and exit without being required to travel through the space occupied by another group.
- ii. All passengers must maintain a physical distance of at least six feet from each other, from the captain, and from Personnel, at all times;
- iii. Before boarding, passengers must wait on the dock at least six feet apart and must not board the vessel until the captain or crew allow boarding;
- iv. For fishing, rod holders must be spaced at least six feet apart from each other;
- v. Bathrooms (if any) must be sanitized frequently following EPA guidelines;
- vi. Passengers must stay in the open-air portion of the boat except for brief periods, such as to use the bathroom;
- vii. Open-Air Boat Operators should ask passengers to voluntarily provide their name and phone number for potential contact tracing purposes—the operator should keep this information on file for at least three weeks;
- viii. Open-Air Boat Operators must create, post and implement a Social Distancing Protocol checklist (Appendix A to this Order);
- ix. Open-Air Boat Operators must ensure daily COVID-19 symptom and exposure screening is completed for all Personnel as required by the Social Distancing Protocol and its Attachment A-1;
- x. Open-Air Boat Operators must Screen all customers and other visitors on the day of the boat excursion as outlined by the Social Distancing Protocol and its Attachment A-2. Any person who answers “yes” to a screening question must not be allowed to board the boat. No cancellation or rescheduling fee may be charged in that situation;
- xi. All passengers and Personnel must wear a Face Covering at all times while waiting to board, at all times while on board—except when eating or drinking, and at all times when disembarking from the vessel, unless they are specifically exempted from the Face Covering requirements in Health Officer Order No. C19-12d, issued on December 22, 2020, as that order may be amended from time to time;
- xii. Passengers from different households should not shake hands, share food or drinks, or engage in any unnecessary physical contact—the captain and crew must instruct passengers about these requirements;
- xiii. Open-Air Boat Operators must make hand sanitizer available throughout the boat and at each rod station (if any);
- xiv. Equipment (e.g., fishing equipment) may not be shared by people outside of a single household, and the boat and all equipment belonging to the Open-Air Boat Operator or otherwise provided by the Open-Air Boat Operator must be thoroughly cleaned and disinfected after each trip with procedures effective

## **Order No. C19-07s – Appendix C-1: Additional Businesses Permitted to Operate**

**[Revised January 27, 2021]**

against the Novel Coronavirus SARS-CoV-2 in accordance with CDC guidelines (<https://www.cdc.gov/coronavirus/2019-ncov/community/cleaning-disinfecting-decision-tool.html>).

For clarity, this section does not cover vessels used exclusively for Essential Travel (such as ferries and water taxis) and such vessels do not need to follow the conditions set forth in this section.

(Added July 13, 2020; Non-substantive revisions August 14, 2020; Revised September 14, 2020, October 20, 2020, and November 3, 2020; Suspended December 4, 2020; Reinstated with non-substantive revisions January 27, 2021)

### **(14) Institutions of Higher Education and Adult Education—SUSPENDED IN PART**

- a. Basis for Addition. Personnel and students can wear Face Coverings and maintain at least six feet of physical distance from people in different households at all times. Restrictions can be placed to ensure that few inherently risky activities (e.g., singing, shouting, etc.) are involved. And to the extent classes occur outdoors with distancing and Face Coverings, these interactions are safer than indoor interactions. If indoor in person instruction is authorized by the Health Officer for adult education programs under the limited conditions set forth below, then health mitigation measures adopted under detailed prevention plan can decrease the transmission risk.
- b. Description and Conditions to Operate. Institutions of Higher Education (“IHEs”) and other programs offering adult education—including, for example, programs offering job skills training and English as a second language classes (“Adult Education Programs”) (IHEs and Adult Education Programs are collectively referred to below as “Higher Education Programs”)—may operate, subject to the following limitations and conditions:
  - i. Higher Education Programs may operate for purposes of facilitating distance learning and themselves performing essential functions, as set forth in Section 8.a.xiv of the Order;
  - ii. Higher Education Programs may not offer in-person instruction indoors or outdoors unless the specific class:
    - (1) cannot be held remotely due to the need for access to specialized equipment or space,
    - (2) trains students to provide essential functions or services relating to the protection of public health or safety or Essential Government Functions, and
    - (3) is offered in settings with designs that impose substantial physical distancing on participants.Classes that are currently being offered in person and do not meet the above criteria must cease unless they can be held remotely.

**Order No. C19-07s – Appendix C-1: Additional Businesses Permitted to Operate**

**[Revised January 27, 2021]**

- iii. Higher Education Programs must create and post a Prevention Plan as required by Health Officer Directive 2020-22;
- iv. Higher Education Programs must screen all Personnel and students for COVID-19 symptoms and exposure to COVID-19 every day before they enter the campus, whether for indoor or outdoor classes or other purposes. Higher Education Programs must use the standard screening questions attached to the Order as Appendix A and Attachment A-2 (the “Screening Handout for Non-Personnel”). A copy of the Screening Handout for Non-Personnel must be provided to anyone on request, although a poster or other large-format version of the Screening Handout for Non-Personnel may be used to review the questions with people verbally. Any person who answers “yes” to any screening question is at risk of having the SARS-CoV-2 virus, must be prohibited from entering the IHE, and should be referred for appropriate support as outlined on the Screening Handout for Non-Personnel. The Higher Education Program can use the guidance available online at [www.sfcddcp.org/screen](http://www.sfcddcp.org/screen) for determining how best to conduct screening;
- v. Face Coverings are required at all times;
- vi. No singing, chanting or shouting, or wind instruments are allowed during in-person instruction (indoors and outdoors) at this time;
- vii. Class capacity must be limited to ensure physical distancing at all times;
- viii. Individual student use of an indoor facility due to the need for access to specialized equipment or space that is not available outside (such as a music practice room or fine arts studio) is allowed subject to safety protocols;
- ix. Collegiate athletics teams that wish to resume practices, games, or tournaments in San Francisco, without in-person spectators, may submit to the Health Officer a proposed plan detailing the sanitation, social distancing, health screening, and other procedures that will be implemented to minimize the risk of transmission among players, staff, and any others who will be in the facility. The plan must include a proposal for interval testing (without using City resources) of all players and coaching staff who will be present in the facility. The plan must also include a commitment to comply with local directives governing isolation and quarantine of individuals who are diagnosed with, or have had close contact with a person who is diagnosed with, COVID-19. Plans must be submitted to [healthplan@sfcityattys.org](mailto:healthplan@sfcityattys.org). Subject to the advance written approval of the Health Officer or the Health Officer’s designee, the team may then resume activities consistent with the approved plan, including any conditions to approval of the Health Officer or the Health Officer’s designee. But in connection with an approved plan no in-person spectators will be allowed under any circumstances;
- x. Subject to applicable land use laws and regulations, housing controlled or operated by Higher Education Programs or restricted for the use of students attending a Higher Education Program is permitted to open and operate for

**Order No. C19-07s – Appendix C-1: Additional Businesses Permitted to Operate**

**[Revised January 27, 2021]**

students in compliance with any relevant health and safety requirements contained in any relevant industry-specific Health Officer directives. Except for family housing, students must be housed in single rooms (i.e., without a roommate) unless the student specifically requests to be housed with a roommate; and

- xi. All Higher Education Programs must create, post and implement a Social Distancing Protocol checklist (Appendix A to this Order) and comply with relevant health and safety requirements contained in any relevant industry-specific Health Officer directives, including, but not limited to, Health Officer Directive No. 2020-22d.

(Added August 14, 2020; Revised September 1, 2020, September 30, 2020; and November 28, 2020; Non-substantive revisions November 3, 2020; Suspended in part December 4, 2020)

**(15) Personal Service Providers**

- a. Basis for Addition. Although personal services such as hair and nail salons involve moderate to high contact intensity and a moderate number of contacts, the risk of transmission can be significantly lessened by implementing health and safety mitigation measures. Finally, the risk of virus transmission can be reduced through other health and sanitation protocols. Consistent with Section 5.c of the Order and to the extent possible, Personal Service Providers are urged to provide services outdoors to further decrease the risk.
- b. Description and Conditions to Operate.
  - 1. Outdoors. Personal service providers regulated by Division 3, Chapter 10 of the California Business and Professions Code, Division 104, Part 15, Chapter 7 of the California Health and Safety Code, or San Francisco Health Code Article 29 (collectively, “Personal Service Providers”) that can safely offer services outside, including, for example, hair salons, barber shops, nail salons, massage (in a non-healthcare setting), estheticians, skin care, and cosmetology services (collectively, “Outdoor Personal Services”), may operate outdoors, subject to all of the following limitations and conditions:
    - i. The following personal services cannot be offered outside because they cannot be done safely in an outdoor setting: electrolysis, tattooing, piercing, microblading, permanent make-up, and other forms of body art that are invasive and require a controlled hygienic environment. Also, shampooing and chemical hair services are not permitted outside;
    - ii. Outdoor Personal Service Providers may, subject to any applicable permit requirements, conduct their operations under a tent, canopy, or other sun or weather shelter, tent, canopy, or other shelter, as long as the shelter complies with: (1) the California Department of Public Health’s November 25, 2020 guidance regarding “Use of Temporary Structures for Outdoor Business

**Order No. C19-07s – Appendix C-1: Additional Businesses Permitted to Operate**

**[Revised January 27, 2021]**

Operations” (available at

<https://www.cdph.ca.gov/Programs/CID/DCDC/Pages/COVID-19/Use-of-Temporary-Structures-for-Outdoor-Business-Operations.aspx>); and (2) SFDPH’s guidance on “Safer Ways to Use New Outdoor Shared Spaces for Allowed Activities During COVID-19” (available at <https://www.sfdph.org/dph/files/ig/Guidance-Shared-Outdoor-Spaces.pdf>);

- iii. Both Outdoor Personal Service Providers and clients/customers must wear a Face Covering at all times unless they are specifically exempted from the Face Covering requirements in Health Officer Order No. C19-12d, issued on December 22, 2020, as that order may be amended from time to time; and
  - iv. The Outdoor Personal Service Provider must have created, posted and implemented a Social Distancing Protocol and must comply with Health Officer Directive No. 2020-23, as that directive may be amended from time to time, regarding required best practices for outdoor personal services.
2. **Indoors.** Personal service providers regulated by Division 3, Chapter 10 of the California Business and Professions Code, Division 104, Part 15, Chapter 7 of the California Health and Safety Code, or San Francisco Health Code Article 29 including, for example, hair salons, barber shops, nail salons, massage (in a non-healthcare setting), estheticians, skin care, and cosmetology services, electrolysis, tattooing, piercing, and microblading, may operate indoors (collectively, “Indoor Personal Services,” subject to all of the following limitations and conditions:
- i. Both Indoor Personal Service Providers and clients/customers must wear a Face Covering at all times unless they are specifically exempted from the Face Covering requirements in Health Officer Order No. C19-12d, issued on December 22, 2020;
  - ii. The Indoor Personal Service Provider must have created, posted and implemented a Social Distancing Protocol and must comply with Health Officer Directive No. 2020-30, as that directive may be amended from time to time, regarding required best practices for Indoor Personal Services; and
  - iii. The Indoor Personal Service Provider must limit capacity to the lesser of: (1) 25% the store’s maximum occupancy (based on patrons) or (2) the number of people (patrons and Personnel) who can maintain at least six feet of physical distance from each other in the facility at all times.

(Added September 1, 2020; Revised September 14, 2020, and October 27, 2020; Non-substantive revision September 30, 2020; Suspended December 4, 2020; Reinstated with revisions January 27, 2021)

**[Revised January 27, 2021]**

**(16) Gyms and Fitness Centers—SUSPENDED IN PART**

- a. Basis for Addition. Although gyms and fitness centers involve moderate contact intensity and a moderate number of contacts, the risk of transmission can be significantly lessened by requiring that everyone wear a Face Covering and maintain at least six feet of physical distance at all times. Also, the risk of virus transmission can be reduced through other health and sanitation protocols. Consistent with Section 5.c of the Order and to the extent possible, gyms and fitness centers are urged to provide services outdoors to further decrease the risk.
- b. Description and Conditions to Operate.
  1. Outdoors. Gyms and fitness centers offering space or equipment for customer-directed exercise may operate outdoors, subject to all of the following limitations and conditions:
    - i. Gyms and fitness centers may, subject to any applicable permit requirements, conduct their operations in a tent, canopy, or other shelter, as long as the shelter complies with: (1) the California Department of Public Health’s November 25, 2020 guidance regarding “Use of Temporary Structures for Outdoor Business Operations” (available at <https://www.cdph.ca.gov/Programs/CID/DCDC/Pages/COVID-19/Use-of-Temporary-Structures-for-Outdoor-Business-Operations.aspx>); and (2) SFDPH’s guidance on “Safer Ways to Use New Outdoor Shared Spaces for Allowed Activities During COVID-19” (available at <https://www.sfdph.org/dph/files/ig/Guidance-Shared-Outdoor-Spaces.pdf>);
    - ii. Everyone in the outdoor gym or fitness center facilities must maintain at least six feet of physical distance from people outside of their Household at all times;
    - iii. Gyms and fitness centers must limit the number of people, including patrons and Personnel, who are present in the space to the number of people who can maintain at least six feet of physical distance from each other at all times;
    - iv. Everyone in the outdoor gym or fitness center facilities must wear a Face Covering at all times, unless they are specifically exempted from the Face Covering requirements in Health Officer Order No. C19-12d, issued on December 22, 2020; and
    - v. The gym or fitness center must have created, posted and implemented a Social Distancing Protocol and must comply with any and all requirements contained in Health Officer Directive No. 2020-27, regarding outdoor gyms and fitness centers including, without limitation, all enhanced cleaning requirements.
  2. Indoors.

*[SUSPENDED]*

(Added September 1, 2020; Revised September 14, 2020, September 30, 2020, October 27, 2020, November 10, 2020, November 16, 2020, December 4, 2020, January 20, 2021, and January 27, 2021; Suspended in part November 28, 2020)

**Order No. C19-07s – Appendix C-1: Additional Businesses Permitted to Operate**

**[Revised January 27, 2021]**

**(17) Indoor Museums, Aquariums, and Zoos—SUSPENDED**

(Suspended December 4, 2020)

**(18) Outdoor Family Entertainment Centers—SUSPENDED IN PART**

- a. Basis for Addition. Certain outdoor Family Entertainment Centers involve only moderate risk given that they occur outside, they involve moderate contact intensity and a moderate number of contacts, and the risk of transmission can be significantly lessened by requiring that everyone wear a Face Covering and maintain at least six feet of physical distance at all times. The risk of virus transmission can also be reduced through other health and sanitation protocols. And because the State of California has included family entertainment centers on the list of options for all tiers to varying degrees, this Appendix lists those that can be done with appropriate safety protocols. More information about the State of California’s designation can be found online at <https://covid19.ca.gov/safer-economy/>.
- b. Description and Conditions to Operate. Family Entertainment Centers, as defined by this Section, may operate only based on the tier assigned by the State, subject to all of the limitations and conditions listed below. The term “Family Entertainment Centers” generally refers to activities that are designed for amusement or recreation, sometimes with shared equipment, that are not generally competitive sports. Because the term is not defined by the State, the specific activities that are allowed under each tier is governed by a combination of the specific State guidance that applies to each tier and local considerations about what can be done safely.

Consistent with the State’s guidelines, available online at <https://files.covid19.ca.gov/pdf/guidance-family-entertainment--en.pdf>, and local considerations, only the following Family Entertainment Center activities that are listed as “allowed” may be operated at this time, and any activities listed (*in italics*) as “prohibited” are prohibited and may not operate in the County. Any activity that is allowed must comply with all restrictions listed in this Section and in the State’s guidelines for Family Entertainment Center activities.

The activities allowed under the current purple tier are as follows:

<b><u>Allowed Family Entertainment Center activities:</u></b>	<b><u>Notes/restrictions:</u></b>
<u>Outdoor</u> activities only, including: <ul style="list-style-type: none"><li>• Outdoor playgrounds;</li><li>• Outdoor skate parks;</li><li>• Outdoor roller and ice skating at the</li></ul>	See additional requirements listed below regarding any activity that includes shared or rented equipment (for example, laser tag, skating, batting cages, etc.).

**Order No. C19-07s – Appendix C-1: Additional Businesses Permitted to Operate**

**[Revised January 27, 2021]**

<p>lesser of 25% capacity (patrons only) or 25 patrons skating;</p> <ul style="list-style-type: none"><li>• Outdoor laser tag;</li><li>• Outdoor paintball;</li><li>• Outdoor batting cages;</li><li>• Outdoor kart racing; and</li><li>• Outdoor miniature golf.</li></ul>	<p>Outdoor playgrounds must comply with the requirements listed in Section (11) of Appendix C-2 and Health Officer Directive No. 2020-36 (including as that directive is updated in the future), available online at <a href="http://www.sfdph.org/directives">www.sfdph.org/directives</a>.</p> <p>Outdoor miniature golf must comply with the relevant requirements listed in Section (2) of Appendix C-2 and Health Officer Directive No. 2020-15 (including as that directive is updated in the future), available online at <a href="http://www.sfdph.org/directives">www.sfdph.org/directives</a>.</p>
---	--

The activities prohibited under the current tier include, without limitation, the following:

<p><b><u>Prohibited Family Entertainment Center activities:</u></b></p> <p><u>Outdoor activities:</u></p> <ul style="list-style-type: none"><li>• <i>Standalone, outdoor attractions (which are ride attractions, such as a carousel, Ferris wheel, or train ride, that are operated independently of, and are located on distinct and separate grounds from, other amusement attractions). (See the note below regarding, amusement parks, or similar venues, which are prohibited.)</i></li></ul> <p><u>Indoor operations, including:</u></p> <ul style="list-style-type: none"><li>• <i>Indoor bumper cars;</i></li><li>• <i>Indoor batting cages;</i></li><li>• <i>Bowling alleys;</i></li><li>• <i>Escape rooms;</i></li><li>• <i>Kiddie rides;</i></li><li>• <i>Virtual reality;</i></li><li>• <i>Arcade games;</i></li><li>• <i>Trampolines and trampoline gyms;</i></li><li>• <i>Indoor laser tag;</i></li><li>• <i>Indoor roller and ice skating;</i></li></ul>
--



**Order No. C19-07s – Appendix C-1: Additional Businesses Permitted to Operate**

**[Revised January 27, 2021]**

- *Indoor skate parks; and*
- *Indoor playgrounds.*

Also, the State prohibits in the current tier the operation of fairs, amusement parks, or similar venues offering multiple such attractions as Family Entertainment Centers. Also, Family Entertainment Centers must at this time discontinue demonstrations, such as magic, live animal shows, etc., unless Social Distancing Requirements and sanitation protocols are met.

Any Family Entertainment Center that is allowed to operate under this Section based on the County's current tier assignment by the State must comply with all of the following requirements:

- i. If the activity listed above is listed as an outdoor activity, all related operations must be outdoors. In that situation, operations that cannot be safely performed outdoors are not allowed. If there is a mix of indoor and outdoor activities offered by the Family Entertainment Center, only the activities that are allowed under the current tier assignment may occur and may only occur as outlined in this Section.
- ii. Outdoor Family Entertainment Centers may conduct their allowed operations under a tent, canopy, or other sun or weather shelter, as long as the shelter complies with: (1) the California Department of Public Health's November 25, 2020 guidance regarding "Use of Temporary Structures for Outdoor Business Operations" (available at <https://www.cdph.ca.gov/Programs/CID/DCDC/Pages/COVID-19/Use-of-Temporary-Structures-for-Outdoor-Business-Operations.aspx>); and (2) SFDPH's guidance on "Safer Ways to Use New Outdoor Shared Spaces for Allowed Activities During COVID-19" (available at <https://www.sfdph.org/dph/files/ig/Guidance-Shared-Outdoor-Spaces.pdf>).
- iii. Everyone in a Family Entertainment Center facility must maintain at least six feet of physical distance from people outside of their Household at all times.
- iv. Family Entertainment Centers must limit the number of people, including Personnel, who are present in the space to ensure that six feet of physical distance can be maintained at all times and must also comply with any maximum limit listed above on the number of people who may be present (including both patrons and Personnel).
- v. Everyone in the Family Entertainment Center facility must wear a Face Covering at all times, unless they are specifically exempted from the Face Covering requirements in Health Officer Order No. C19-12d, issued on December 22, 2020, including as that order is amended.
- vi. The Family Entertainment Center must have created, posted, and implemented a Social Distancing Protocol and must comply with any and all requirements

## **Order No. C19-07s – Appendix C-1: Additional Businesses Permitted to Operate**

**[Revised January 27, 2021]**

contained in relevant Health Officer directives, including, without limitation, all enhanced cleaning requirements.

- vii. For any activity with rented or shared equipment (like kart racing, skating, batting cages, bowling alleys, escape rooms, etc.), services must be provided in compliance with the requirements for equipment cleaning and disinfection listed in Section (5)b.vi of this Appendix.
- viii. *[SUSPENDED (amusement park-type rides are not currently allowed) For outdoor amusement park-type rides, consisting of Ferris wheels, carousels, and miniature train rides, the following additional requirements must be met:*
  - a. *Screen all customers and other visitors prior to entry to the ride as outlined by the Social Distancing Protocol and its Attachment A-2. Any person who answers “yes” to a screening question must have the ride cancelled or rescheduled. No cancellation or rescheduling fee may be charged in that situation, and the price of any ticket must be refunded if the ride is not rescheduled;*
  - b. *Operators must regulate access by patrons to the equipment to ensure physical distancing;*
  - c. *Any enclosed passenger capsule or seating area must include only members of the same Household, and ventilation must be maximized;*
  - d. *High touch surfaces and equipment must be sanitized in between uses by different Households; and*
  - e. *Hand sanitizer must be placed at the entrances and exits to rides.]*

At this time many outdoor family entertainment-type activities are allowed under other sections and directives, including zoos, outdoor swimming pools, outdoor tennis and pickleball, outdoor golf, outdoor lawn bowling, outdoor museums, and outdoor fitness centers. Individuals and businesses engaging in those activities must review and follow the requirements in those other sections and directives in relation to those activities.

(Added September 14, 2020; Revised September 30, 2020; Revised and subsection suspended November 28, 2020; Suspended December 4, 2020; Reinstated and revised January 27, 2021)

### **(19) Open-Air Tour Bus Operators**

- a. Basis for Addition. Personnel and passengers can wear Face Coverings and maintain six feet of physical distance from people in different Households at all times. No inherently risky activities (e.g., singing, shouting, eating, drinking, etc.) are involved. And open-air bus tours occur outside, which is safer than indoor interactions, and have additional air-flow from continual movement. Finally, outdoor tour bus excursions of small, socially distanced groups involve only a moderate number of contacts, and health mitigation measures can significantly decrease the transmission risk.

**Order No. C19-07s – Appendix C-1: Additional Businesses Permitted to Operate**

**[Revised January 27, 2021]**

- b. Description and Conditions to Operate. Individuals or businesses that offer open-air bus tours (“Open-Air Tour Bus Operators”) may operate, subject to the following limitations and conditions:
- i. If the total number of passengers is greater than 12, the Open-Air Tour Bus Operator must assign each passenger to a group of no more than 12 people. Multiple groups of 12 may be on an Open-Air Tour Bus simultaneously, subject to the following requirements:
    - Each group of 12 must be kept at least 12 feet apart from each other,
    - The Open-Air Tour Bus Operator must prohibit mingling among passengers in different groups, and
    - Passengers must have a clear path to the restroom and exit without being required to travel through the space occupied by another group.
  - ii. All passengers must maintain a physical distance of at least six feet from each other, from the driver, and from Personnel, at all times;
  - iii. Before boarding, passengers must wait at least six feet apart and must not board the bus until the driver or other Personnel allow boarding;
  - iv. Bathrooms (if any) must be sanitized frequently following EPA guidelines;
  - v. Passengers must stay in the open-air portion of the bus except for brief periods, such as to board, disembark and use the bathroom;
  - vi. Open-Air Tour Bus Operators should ask passengers to voluntarily provide their name and phone number for potential contact tracing purposes—the operator should keep this information on file for at least three weeks;
  - vii. Open-Air Tour Bus Operators must create, post and implement a Social Distancing Protocol checklist (Appendix A to this Order);
  - viii. Open-Air Tour Bus Operators must ensure daily COVID-19 symptom and exposure screening is completed for all Personnel as required by the Social Distancing Protocol and its Attachment A-1;
  - ix. Open-Air Tour Bus Operators must Screen all customers and other visitors on the day of the tour as outlined by the Social Distancing Protocol and its Attachment A-2. Any person who answers “yes” to a screening question must not be allowed to board the bus. No cancellation or rescheduling fee may be charged in that situation;
  - x. All passengers and Personnel must wear a Face Covering at all times while waiting to board, at all times while on board—except when eating or drinking, and at all times when disembarking from the bus, unless they are specifically exempted from the Face Covering requirements in Health Officer Order No. C19-12d, issued on December 22, 2020, as that order may be amended from time to time;

## **Order No. C19-07s – Appendix C-1: Additional Businesses Permitted to Operate**

**[Revised January 27, 2021]**

- xi. Passengers from different households should not shake hands, share food or drinks, or engage in any unnecessary physical contact—Personnel must instruct passengers about these requirements;
- xii. Open-Air Tour Bus Operators must make hand sanitizer available;
- xiii. The bus and all equipment belonging to the Open-Air Tour Bus Operator or otherwise provided by the Open-Air Tour Bus Operator must be thoroughly cleaned and disinfected after each trip with procedures effective against the Novel Coronavirus SARS-CoV-2 in accordance with CDC guidelines (<https://www.cdc.gov/coronavirus/2019-ncov/community/cleaning-disinfecting-decision-tool.html>).

(Added September 14, 2020; Revised November 3, 2020; Suspended December 4, 2020; Reinstated and non-substantive revisions January 27, 2021)

### **(20) Lodging Facilities for Tourism**

- a. Basis for Addition. As long as guests refrain from congregating in common areas, and capacity and other health safety mitigation measures are used, lodging facilities involve low contact intensity and a low number of contacts. Personnel and guests can wear Face Coverings whenever they are in common areas and can maintain at least six feet of physical distance except for brief interactions (e.g., while checking in). In indoor common areas, no inherently risky activities (e.g., singing, shouting, eating, drinking, etc.) are involved.
- b. Description and Conditions to Operate. Lodging facilities, including hotels, motels, hostels, bed and breakfasts, inns and short-term rentals, may operate, subject to all of the following limitations and conditions:
  - i. Lodging Facilities cannot accept or honor reservations for individuals traveling from outside of the Bay Area for non-essential travel unless: (1) the reservation is for at least 10 days (the minimum time period required for quarantine), and (2) the people identified in the reservation will quarantine in the hotel or lodging entity for at least 10 days;
  - ii. Indoor pools, indoor gyms and fitness centers, ballrooms, conference rooms, business centers, lounge areas, and other indoor gathering places must remain closed (outdoor pools and outdoor fitness centers must be operated in compliance with the relevant requirements of this Order and with Health Officer Directives 2020-24 and 2020-27, respectively);
  - iii. Indoor restaurants and cafes within lodging facilities must temporarily remain closed, but food items may continue to be sold for consumption in individuals' rooms, offsite, or outdoors in compliance with the relevant requirements of this

## **Order No. C19-07s – Appendix C-1: Additional Businesses Permitted to Operate**

**[Revised January 27, 2021]**

Order and with Health Officer Directives 2020-05 and 2020-16, and any future amendments to those directives; and

- iv. The Lodging Facility must have created, posted and implemented a Social Distancing Protocol and must comply with any and all requirements contained in Health Officer Directive No. 2020-29 regarding best practices for lodging facilities, as well as any other relevant Health Officer Directives, including, for example, Directive No. 2020-17 (if there is a gift-shop or other retail on-site).

(Added September 14, 2020; Revised September 30, 2020, October 27, 2020, November 16, 2020, December 4, 2020, December 9, 2020; and January 27, 2021; Non-substantive revisions October 20, 2020 and November 3, 2020; Revised and subsection suspended November 10, 2020)

### **(21) Indoor Movie Theaters—SUSPENDED**

(Suspended December 4, 2020)

### **(22) Film and Media Productions**

- a. Basis for Addition. When capacity is limited and health safety mitigation measures are used, film and media productions involve relatively low contact intensity and number of contacts. Restrictions can be placed to ensure that few inherently risky activities (e.g., singing, shouting, etc.) are involved. And when such activities are involved, additional preventive measures—such as physical distancing, improved ventilation, and surveillance testing—can be used to address the resulting risk. Accordingly, the risk of transmission is relatively low as long as adequate precautions are taken.
- b. Description and Conditions to Operate.
  - 1. Film and Media Productions covered by the September 21, 2020 “COVID-19 Return To Work Agreement With DGA, IATSE, SAG-AFTRA and Teamsters/Basic Crafts” ([https://www.sagaftra.org/files/sa\\_documents/ReturnToWorkAgreement\\_wAMPTP.pdf](https://www.sagaftra.org/files/sa_documents/ReturnToWorkAgreement_wAMPTP.pdf)) (“Return to Work Agreement”) may operate subject to compliance with all of the terms and conditions set forth in that agreement, except that:
    - i. The cast, crew, and other Personnel on location is limited to the fewest number of Personnel needed (up to a maximum of 25 people in one location); and
    - ii. if the production is complying with the pre-employment testing requirement by using two rapid tests conducted within 48 hours before the start of employment, as provided in Section 2.a.i.(3) of the Return to Work Agreement, the two

**Order No. C19-07s – Appendix C-1: Additional Businesses Permitted to Operate**

**[Revised January 27, 2021]**

samples must be collected at different times: one 24-48 hours before the start of employment and one within 24 hours before the start of employment.

2. Outdoor Film and Media Productions: Outdoor film and media production that are not covered by the Return to Work Agreement may operate, subject to the following conditions:
  - i. The cast, crew, and other Personnel on location is limited to the fewest number of Personnel needed (up to a maximum of 25 people in one location, subject to clause v below);
  - ii. The film or media production must ensure COVID-19 symptom and exposure screening is completed for all cast, crew, and other Personnel on each day of the production as outlined by the Social Distancing Protocol and its Attachment A-2. Any person who answers “yes” to a screening question must not be permitted to enter the location;
  - iii. Face Coverings must be worn at all times, except (a) as specifically exempted from the Face Covering requirements in Health Officer Order No. C19-12d, issued on December 22, 2020, as that order may be amended from time to time, or (b) while filming outdoors as long as the person remains at least six feet from other talent, crew, and other Personnel, and the public at all times;
  - iv. Because singing and playing wind or brass instruments can transmit particles farther in the air than breathing or speaking quietly, singing and playing wind or brass instruments is not allowed outdoors unless (a) the individual is at least 12-feet away from crew, cast, and other Personnel, and public and uses a Face Covering for singing or a mask or other fabric over the wind instrument’s bells or openings where air/sound exit, or (b) the individuals is at least 30 feet from all crew, cast, and other Personnel, and the public; and
  - v. The production must comply with the Social Distancing Requirements set forth in Section 8.o of this Order.
3. Indoor Film and Media Productions: Indoor film and media production that are not covered by the Return to Work Agreement may operate, subject to the following conditions:
  - i. The cast, crew, and other Personnel on location is limited to the fewest number of Personnel needed (up to a maximum of 25 people in one location, subject to clause v below);
  - ii. The film or media production must ensure COVID-19 symptom and exposure screening is completed for all cast, crew, and other Personnel before they enter the location on each day of the production as outlined by the Social Distancing Protocol and its Attachment A-2. Any person who answers “yes” to a screening question must not be permitted to enter the location;

**[Revised January 27, 2021]**

- iii. Except as provided below, Face Coverings must be worn by all cast, crew, and other Personnel at all times:
- a) Individuals who are specifically exempted from the Face Covering requirements in Health Officer Order No. C19-12d, issued on December 22, 2020, as that order may be amended from time to time are excused from the Face Covering requirement;
  - b) Cast members may remove Face Coverings while personal services (e.g., makeup or hair) are being provided and filming if all of the following conditions are met:
    - (1) All other crew and Personnel in the room must wear a non-vented N-95 mask to provide maximum protection;
    - (2) The production must increase ventilation as much as possible, including by implementing at least one of the following ventilation measures:
      - All available windows and doors are kept open (Doors and Windows required to be kept closed for fire/life safety purposes are exempt. Make sure open windows do not create falling hazards especially for children.)
      - HVAC systems fully operational
      - Appropriately sized Portable Air Cleaners
- If due to smoke or other conditions the production cannot implement any of those measures for a period of time, face coverings cannot be removed until ventilation measures can be reinstated; and
- (3) The production must adhere to the following testing requirements:
    - If the shoot is scheduled to last one or two days, the cast member(s) who will be removing their Face Coverings must receive a negative nucleic acid diagnostic test for COVID-19 within 72 hours before the shoot starts.
    - If the shoot is scheduled to last between three and seven days, the cast member(s) who will be removing their Face Coverings must receive a (a) negative nucleic acid diagnostic test for COVID-19 within 72 hours before the shoot starts and (b) a negative nucleic acid diagnostic test or rapid test every other day starting on the third day of the production.

## **Order No. C19-07s – Appendix C-1: Additional Businesses Permitted to Operate**

**[Revised January 27, 2021]**

- If the shoot is scheduled to last more than seven days, the Production must submit a plan to the Health Officer for pre-approval, as discussed below.
  - All testing must be done using tests that are approved by the United States Food and Drug Administration or by the California Department of Public Health.
  - All processing of tests must be conducted by a lab that complies with Health Officer Order No. C19-10 (available online at [www.sfdph.org/healthorders](http://www.sfdph.org/healthorders)), including that the lab must meet the requirements to perform testing classified as high complexity under the Clinical Laboratory Improvement Amendments (“CLIA”) of Section 353 of the Public Health Service Act (including but not limited to having a CLIA waiver to perform such tests). Any lab that processes tests must also submit all results (not just positive results) via the State of California’s California Reportable Disease Information Exchange (“CalREDIE”) system or any replacement to that system adopted by the State of California.
  - The production must maintain a log of testing for all cast members who will be removing their Face Coverings, including name, date tested, type of test, and test result. The log must be retained for 12 months and be made available to SFDPH upon request.
- iv. High touch surfaces must be cleaned and disinfected frequently using procedures effective against the Novel Coronavirus SARS-CoV-2 in accordance with CDC guidelines (<https://www.cdc.gov/coronavirus/2019-ncov/community/cleaning-disinfecting-decision-tool.html>).
- v. The production must comply with the Social Distancing Requirements set forth in Section 8.o of this Order.
- vi. Because singing and playing wind or brass instruments can transmit particles farther in the air than breathing or speaking quietly, filming of cast singing or playing a wind or brass instrument is prohibited unless the individual is in an isolation booth or in a separate room and the camera is operated remotely. Sufficient ventilation of the space being used must occur for at least 15 minutes before other Personnel enter the space.
- vii. Productions may not have craft service and catering at indoor locations. Craft service and catering is allowed outdoors, subject to the following requirements:
- a) Seating in areas designated for eating must be at least 6 feet apart;
  - b) No buffets of self-serve food and beverage stations are allowed—only individually boxed meals and snacks may be offered; and



## **Order No. C19-07s – Appendix C-1: Additional Businesses Permitted to Operate**

**[Revised January 27, 2021]**

- c) Productions should consider staggering meals to lessen the number of people eating in the same area.

Companies that wish to proceed with productions that deviate from these conditions may submit to the Health Officer a proposed plan detailing the sanitation, social distancing, ventilation, testing, health screening, and other procedures (for example, creating quarantine bubbles) that will be implemented to minimize the risk of transmission among participants. Plans must be submitted to [HealthPlan@sfcityatty.org](mailto:HealthPlan@sfcityatty.org). Subject to the advance written approval of the Health Officer or the Health Officer's designee, the production may then proceed consistent with the approved plan.

(Added November 3, 2020; Revised December 4, 2020, December 9, 2020, and January 27, 2021)

### **(23) Real Estate Showings—SUSPENDED**

- Real estate agents may continue to offer virtual and limited viewings in compliance with the requirements set forth in Section 8.a.x of the Order.

(Suspended December 4, 2020)

### **(24) Commercial Parking Garages**

- a. Basis for Addition. Personnel and customers can wear Face Coverings at all times and can maintain at least six feet of physical distance except for brief interactions (e.g., while transferring keys). No inherently risky activities (e.g., singing, shouting, eating, drinking, etc.) are involved. This section reflects an existing FAQ—added on June 30, 2020—stating that garages were permitted to be open under specific health and safety conditions.
- b. Description and Conditions to Operate. Parking garages are permitted to operate for parking under the following conditions:
  - i. Garages must provide Face Coverings (as provided in Health Order No. C19-12d, issued on December 22, 2020, and any future amendment to that order), hand sanitizer or handwashing stations, or both, and disinfectant and related supplies to all Personnel;
  - ii. Face coverings must be worn by Personnel and customers at all times, except as specifically exempted from the face covering requirements in Health Officer Order No. C19-12d, issued on December 22, 2020, as that order may be amended from time to time;

## **Order No. C19-07s – Appendix C-1: Additional Businesses Permitted to Operate**

**[Revised January 27, 2021]**

- iii. Garages must comply with the Social Distancing Requirements set forth in Section 15.o of the Stay-Safe-at-Home Order and prepare a Social Distancing Protocol as required in Section 5.d of the Order;
- iv. Garages should encourage customers to use touchless payment options. When touchless payment is not used, sanitize any pens, counters, trays, or point of sale systems between each use by a customer. Create sufficient space to enable the customer to stand at least six feet away from the cashier while paying, or provide a physical barrier (e.g., Plexiglas of sufficient height and width to prevent transmission of respiratory droplets) between the customer and the cashier;
- v. Vehicle windows must be left open to the greatest extent possible—particularly in the moments before and during a transfer; and
- vi. Whenever possible, steering wheels should be wiped down before transferring the vehicle from one person to another.

(Added November 16, 2020)

### **(25) Limited One-on-One Personal Training Inside Gyms and Fitness Centers**

- a. Basis for Addition. Exercising indoors in an enclosed space involves multiple risk factors, including the enclosed nature of the space and the increased respiration involved with exercise. When coupled with strong mitigation measures such as strictly limiting the number of people present in a facility, mandatory use of Face Coverings, maintaining physical distancing, requiring at least one ventilation measure and following other protocols, the risks associated with limited one-on-one personal training are manageable. Consistent with Section 5.c of the Order and to the extent possible, personal trainers are urged to provide one-on-one personal training services outdoors to further decrease the risk.
- b. Description and Conditions to Operate. Limited one-on-one personal training is allowed indoors subject to the following conditions:
  - i. Only one trainer and one client may be in a facility at any time (if the client is a parent or guardian of minor children, the person may bring their children with them but not other adults from the same Household; if the person is an adult who needs assistance, the person may bring a caregiver);
  - ii. In addition to the trainer and client, one additional individual may be present in the facility to monitor compliance with this Order or manage the facility;
  - iii. Face Coverings must be worn by Personnel and clients at all times, except as specifically exempted from the Face Covering requirements in Health Officer Order No. C19-12d, issued on December 22, 2020, as that order may be amended from time to time;

**Order No. C19-07s – Appendix C-1: Additional Businesses Permitted to Operate**

**[Revised January 27, 2021]**

- iv. All participants must maintain at least six feet from each other at all times and at least twelve feet from each other when engaged in aerobic activity;
- v. The facility must add all COVID-19 related signage to the establishment as required by Sections 4.g, 4.h, and 4.i(ii) of the Stay-Safer-At-Home Order (templates for the signage are available online at <https://sf.gov/outreach-toolkit-coronavirus-covid-19>);
- vi. The facility must use at least one of the following ventilation strategies: (1) All available windows and doors accessible to fresh outdoor air are kept open (doors and windows required to be kept closed for fire/life safety purposes are exempt; make sure open windows do not create falling hazards especially for children); (2) Fully operational HVAC systems; or (3) Portable Air Cleaners in each room that are appropriately sized for the room or area they are deployed in (see SFPD's Guidance on "Ventilation for Non-Healthcare Organizations During the COVID-19 Pandemic," available online at <https://www.sfdcp.org/COVID-Ventilation> for more information); and
- vii. The facility must have created, posted and implemented a Social Distancing Protocol and must comply with any and all requirements contained in Health Officer Directive No. 2020-31, regarding indoor gyms and fitness centers including, without limitation, all enhanced cleaning requirements.

(Added November 28, 2020; Suspended December 4, 2020; Reinstated with non-substantive revisions January 27, 2021)

## **Order No. C19-07s – Appendix C-2: Allowed Additional Activities**

**[Revised February 8, 2021]**

### **A. General Requirements**

The “Additional Activities” listed below may resume, subject to the requirements set forth in the Order and to any additional requirements set forth below or in separate guidance by the Health Officer. These activities were selected based on current health-related information, the risk criteria set forth in Section 3 of the Order, and the overall impact that allowing these activities to resume will have on mobility and volume of activity in the County.

Until further order of the Health Officer, all gatherings with members of other Households and all activities conducted outside the Residence without members of other Households—including the gatherings and activities listed below—must cease between 10:00 p.m. and 5:00 a.m., except for those activities associated with the operation, maintenance, or usage of Essential Businesses or Essential Services, or as required by law.

The health-related basis for selection of Additional Activities and the specific requirements for risk mitigation are summarized below. The bases for the additions were amended on July 13, 2020, to reflect an updated and refined analysis under the risk criteria set forth in Section 3 of the amended Order.

Activities that are permitted to operate outdoors may, subject to any applicable permit requirements, conduct their operations under a tent, canopy, or other shelter, as long as the shelter complies with: (1) the California Department of Public Health’s November 25, 2020 guidance regarding “Use of Temporary Structures for Outdoor Business Operations” (available at <https://www.cdph.ca.gov/Programs/CID/DCDC/Pages/COVID-19/Use-of-Temporary-Structures-for-Outdoor-Business-Operations.aspx>); and (2) SFDPH’s guidance on “Safer Ways to Use New Outdoor Shared Spaces for Allowed Activities During COVID-19” (available at <https://www.sfdph.org/dph/files/ig/Guidance-Shared-Outdoor-Spaces.pdf>).

### **B. List of Additional Activities**

For purposes of the Order, Additional Activities include the following based on the summarized health risk related rationale:

(1)	Outdoor Museums, Outdoor Historical Sites, and Outdoor Public Gardens .....	2
(2)	Outdoor Recreation: Golf and Tennis .....	3
(3)	Outdoor Recreation: Dog Parks .....	4
(4)	Small Outdoor Gatherings—RESTRICTED .....	5
(5)	Libraries for Curbside Pickup and Return .....	6
(6)	Outdoor Recreation: Other Outdoor Recreation and Athletic Activities.....	6
(7)	Outdoor Recreation: Outdoor Swimming Pools .....	7
(8)	Drive-In Gatherings—SUSPENDED IN PART .....	8

## **Order No. C19-07s – Appendix C-2: Allowed Additional Activities**

**[Revised February 8, 2021]**

(9)	Religious Activities.....	9
(10)	Political Activity .....	11
(11)	Outdoor Playgrounds .....	13

### **(1) Outdoor Museums, Outdoor Historical Sites, and Outdoor Public Gardens**

- a. Basis for Addition. Personnel and visitors can wear Face Coverings and maintain at least six feet of physical distance from people in different Households at all times. And outdoor activities are safer than indoor activities. Finally, the number, frequency and proximity of contacts can be minimized through capacity limitations and the risk of virus transmission can be reduced through other health protocols.
- b. Description and Conditions. Outdoor museums, outdoor historical sites, and outdoor public gardens (for example, the Botanical Gardens and Japanese Tea Garden may reopen to the public—and individuals may leave their residence and travel to visit these locations—subject to the following conditions:
  1. Only outdoor spaces may be open to the public, except for restrooms as provided below.
  2. Face Coverings must be worn by all staff and visitors, subject to the limited exceptions in Health Officer Order No. C19-12d (e.g., for young children), including as that order is amended in the future;
  3. Physical distancing of at least six-feet must be maintained at all times other than between members of the same Household;
  4. Other than picnic tables, which may be available for use with signs instructing patrons to clean them before and after use, common high-touch equipment and fixtures must be off-limits, with signage and with physical barriers as appropriate;
  5. Public restrooms, if any, must
    - a. be routinely disinfected frequently throughout the day,
    - b. have open doors to prevent touching of door handles or knobs,
    - c. have soap and paper towels, and
    - d. have signs promoting handwashing;
  6. The facility must provide for contactless payment systems or, if not feasible, sanitize any payment systems, including touch screens, payment portals, pens, and styluses, after each customer use. Under San Francisco’s Legal Tender Law, customers must be allowed to pay with cash but to further limit person-to-person contact, Personnel should encourage customers to use credit, debit, or gift cards for payment;
  7. Signage must be posted at each public entrance to inform all personnel and customers that they must not enter if they are experiencing COVID-19 symptoms

## **Order No. C19-07s – Appendix C-2: Allowed Additional Activities**

**[Revised February 8, 2021]**

(list the symptoms in the San Francisco COVID-19 Health Screening Form for non-personnel (Attachment A-2), maintain a minimum six-foot distance from one another while in the facility or location, wear a Face Covering at all times, and not shake hands or engage in any unnecessary physical contact (sample signs are available online at <https://sf.gov/outreach-toolkit-coronavirus-covid-19>);

For clarity, this section does not apply to outdoor zoos, which are covered under Section 12 of Appendix C-1.

(Added May 17, 2020; revised June 1, 2020 and November 3, 2020; Non-substantive revisions on July 13, 2020; Revised and suspended in part on December 4, 2020; Reinstated January 27, 2021)

### **(2) Outdoor Recreation: Golf and Tennis**

- a. **Basis for Addition.** Non-contact outdoor sports like tennis and golf involve a low number of contacts and a high proximity of contact, as long as the groups engaged in play together are small, maintain required physical distance, and do not share equipment among different Households. Also, interactions and activities that occur outdoors carry a lower risk of transmission than most indoor interactions and activities. And the risk of transmission can be further mitigated by sanitation and hygiene practices. Finally, because outdoor recreation is already allowed under the Order, resumption of this activity is expected to result in only a relatively modest increase in mobility and may decrease congestion in other outdoor locations like public parks and beaches.
- b. **Description and Conditions.** Individuals may play tennis and golf outdoors, and outdoor tennis and golf facilities/clubs may open, subject to the following conditions:
  1. Face Coverings must be worn by all golf and tennis facility/club Personnel, subject to the limited exceptions in Health Officer Order No. C19-12d (e.g., for young children), including as that order is amended in the future;
  2. All golf and tennis players must wear a Face Covering while in facility/club parking lots, when entering and exiting facilities/clubs, and while waiting to play—Face Coverings may be removed during play if nobody from a different Household is within 30 feet of the player;
  3. For golf, a maximum of four people from the same or different Households may share a tee time but members of different Households may not share a golf cart or any equipment and must maintain at least six feet of physical distance from each other at all times. Tee times must be scheduled 10 minutes or more apart;
  4. Doubles tennis may be played between members of up to three different Households. Tennis players from different Households may not share equipment and must maintain at least six feet of physical distance from each other at all times;
  5. In accordance with guidance of the California Department of Public Health, doubles

## **Order No. C19-07s – Appendix C-2: Allowed Additional Activities**

**[Revised February 8, 2021]**

pickleball where any players are from different Households is not permitted at this time; and

6. Before resuming or continuing operations, each golf or tennis facility/club must create, post and implement a Social Distancing Protocol checklist (Appendix A to this Order) and comply with Health Officer Directive No. 2020-15 as that directive has been amended or updated regarding required best practices for tennis and golf.

(Added June 1, 2020; Non-substantive revisions July 13, 2020; Revised September 1, 2020, December 4, 2020, December 9, 2020, and January 27, 2021)

### **(3) Outdoor Recreation: Dog Parks**

- a. Basis for Addition. Although taking a dog to a dog park may involve mixing of Households, individuals can wear Face Coverings at all times and maintain at least six feet of physical distance from members of other Households except for short interactions. No inherently risky activities (e.g., singing, shouting, eating, drinking, etc.) are involved. Also, outdoor activities carry a lower risk of transmission than indoor interactions and activities, and risk of transmission can be reduced through health protocols.
- b. Description and Conditions. Individuals may take their dogs to dog parks (both enclosed and unenclosed), and all dog parks may open, subject to the following conditions:
  1. Face Coverings must be worn by all people in the dog park, subject to the limited exceptions in Health Officer Order No. C19-12d (e.g., for young children), including as that order is amended in the future;
  2. The Centers for Disease Control and Prevention (CDC) has advised that “[u]ntil we learn more about how this virus affects animals,” owners should “treat pets as you would other human family members to protect them from a possible infection.” Specifically, the CDC recommends that pet owners: “Do not let pets interact with people or other animals outside the household,” “Walk dogs on a leash, maintaining at least 6 feet (2 meters) from other people and animals,” and “Avoid dog parks or public places where a large number of people and dogs gather.” Accordingly, pet owners are urged to use on-leash dog parks or keep their dogs on a leash, particularly if the dog is not under voice control—pet owners who choose to let their dogs be off leash in an off-leash dog park should prevent their dog from interacting with other people or animals to the greatest extent feasible;
  3. People in the dog park should maintain at least six feet of physical distance from people or animals other than those in their same Household;
  4. People must bring their own water for themselves and their pets, and must not use common touch water facilities in the park;
  5. People must use their sleeve or a disposable cloth to touch high-touch surfaces like gates;

## **Order No. C19-07s – Appendix C-2: Allowed Additional Activities**

**[Revised February 8, 2021]**

6. People should bring their own bags for picking up and disposing of pet waste;
7. Signage must be posted at each dog park to inform people that they must: avoid entering the location if they have a cough or fever, maintain a minimum six-foot distance from one another, wear a Face Covering at all times, and not shake hands or engage in any unnecessary physical contact (sample signs are available online at <https://sf.gov/outreach-toolkit-coronavirus-covid-19>); and
8. People must follow any other rules and regulations adopted by the operator of the dog park.

(Added June 1, 2020; Non-substantive revisions July 13, 2020)

### **(4) Small Outdoor Gatherings—RESTRICTED**

- a. **Basis for Addition.** As provided in Section 4.f of the Order, gatherings among different Households are strongly discouraged to help prevent the spread of COVID-19, and larger gatherings pose higher risks. Although small outdoor gatherings involve mixing of Households, individuals can wear Face Coverings at all times, except when eating and drinking, and maintain at least six feet of physical distance from others outside their Household at all times. Inherently risky activities (e.g., singing, shouting, eating, drinking, etc.) can be—and are strongly urged to be—minimized to the greatest extent possible. Also, outdoor activities carry a lower risk of transmission than indoor interactions and activities, and risk of transmission can be reduced through health protocols.
- b. **Description and Conditions.** As further provided in Section 3.a of the Order, all people are strongly encouraged to continue staying safe at home and minimizing unnecessary interactions with other Households to the maximum extent possible. But individuals may participate in small outdoor gatherings subject to the following conditions:
  1. No more than three different Households up to a maximum of 12 people in total between all Households, may participate in any other outdoor gathering under this section, unless all are members of the same Household.
  2. Gatherings that involve eating or drinking must be limited to no more than two different Households up to a maximum of six people in total between all Households;
  3. Participants outside of the same Household must remain at least six feet apart from each other. Participants must otherwise follow all Social Distancing Requirements (Section 8.o of the Order), and wear Face Coverings unless eating, drinking, or exempted from wearing a Face Covering under Health Officer Order No. C19-12d (the Face Covering Order); and
  4. Participants and hosts of small outdoor gatherings must comply with Health Officer Directive No. 2020-19 regarding required best practices for small outdoor gatherings and with the health guidelines for safer interactions set forth in the Tip Sheet for Safer



## **Order No. C19-07s – Appendix C-2: Allowed Additional Activities**

**[Revised February 8, 2021]**

Interactions During COVID-19 Pandemic, posted at: [www.sfcdep.org/communicable-disease/diseases-a-z/covid19whatsnew](http://www.sfcdep.org/communicable-disease/diseases-a-z/covid19whatsnew).

For clarity, this section does not allow contact sports to resume among members of different Households except for the low contact recreation activities allowed in Section 6 below. This section does not apply to outdoor religious or political protest gatherings, which are covered by Sections 9 and 10, below. This section does not apply to limit gatherings that are otherwise allowed under the Order or any Health Officer directive providing industry-specific guidance. Indoor social gatherings among different Households are not allowed at this time.

(Added June 11, 2020; Non-substantive revisions July 13, 2020 and September 14, 2020; Revised October 20, 2020; Suspended December 4, 2020; Revised December 9, 2020; Reinstated and revised January 27, 2021)

### **(5) Libraries for Curbside Pickup and Return**

- a. Basis for Addition. Personnel and patrons can wear Face Coverings at all times and maintain at least six feet of physical distance except for brief interactions (e.g., while picking up items). Patrons interact only with a small number of individuals from other Households, and although Personnel are interacting with a moderate number of people, the duration of those interactions are low and safety limitations can ensure adequate social distancing and decrease the risk of virus transmission. In addition, interactions can occur outdoors, which further decreases risk.
- b. Description and Conditions to Operate. Libraries may open for curbside/outside pickup and drop off of items, and approved by the City Administrator. All Personnel and patrons must comply with Social Distancing Requirements—including the requirement to maintain at least six feet of physical distance—and wear a Face Covering at all times, subject to the limited exceptions in Health Officer Order No. C19-12d (e.g., for young children), as that order may be amended from time to time.

(Added July 20, 2020)

### **(6) Outdoor Recreation: Other Outdoor Recreation and Athletic Activities**

- a. Basis for Addition. Low-contact recreational and athletic activities such as pickleball, lawn bowling, bocce ball and Frisbee have low-to-moderate levels of transmission risk. Participants can wear Face Coverings and maintain at least six feet of physical distance at all times, and outdoor activities are safer than indoor interactions.
- b. Description and Conditions. Low-contact recreational and athletic activities with members of other Households may occur, subject to the following conditions:

1. Except as expressly provided elsewhere in this Order, no more than three Households

## **Order No. C19-07s – Appendix C-2: Allowed Additional Activities**

**[Revised February 8, 2021]**

- may engage in these recreational and athletic activities together at any one time;
2. No equipment (except balls, frisbees, or other similar recreational projectiles) may be shared between Households;
  3. All recreational and athletic activities with members of another Household—including youth sports or exercise taking place as part of a OST or organized and supervised youth sports program—must occur entirely outdoors;
  4. Members of separate Households cannot have contact with each other and must remain at least six feet apart at all times;
  5. Pickleball is allowed under this section, but is limited to singles only— operators of facilities and players must follow the same guidelines that apply to Tennis Facilities under Health Officer Directive No. 2020-15d; and
  6. Face Coverings must be worn at all times, subject to the limited exceptions in Health Officer Order No. C19-12d, issued on December 22, 2020 (e.g., for young children).

A description and non-exhaustive list of low-contact outdoor sports permitted in purple tier is available in the California Department of Public Health’s (CDPH) December 14, 2020 Guidance on “Outdoor and Indoor Youth and Adult Sports,” available at <https://www.cdph.ca.gov/Programs/CID/DCDC/Pages/COVID-19/outdoor-indoor-recreational-sports.aspx>. Sports that are permitted by CDPH only in less restrictive tiers than purple may not be played at this time.

(Added September 1, 2020; Suspended December 4, 2020; Reinstated and revised December 9, 2020; Revised January 27, 2021)

### **(7) Outdoor Recreation: Outdoor Swimming Pools**

- a. Basis for Addition. Outdoor swimming pools have few high-touch surfaces and do not require shared equipment. Risks associated with outdoor swimming pools can be substantially mitigated with limitations to ensure adequate social distancing and limit intermixing between Households.
- b. Description and Conditions. Beginning at 9:00 a.m. on September 1, 2020, individuals may use outdoor swimming pools, and outdoor swimming pools may open and operate, subject to the following conditions:
  1. Lap swimming must be limited to one swimmer per lane, except that members of the same Household may occupy a single lane;
  2. Use of shared swimming areas must be limited to no more than two swimmers from different Households per 300 square feet of shared pool space;
  3. Except for members of the same Household, swimmers must remain at least six feet apart at all times;

**Order No. C19-07s – Appendix C-2: Allowed Additional Activities**

**[Revised February 8, 2021]**

4. Locker rooms must be closed to the public, except for use as a restroom;
5. All gatherings are prohibited outside the pool, such as on pool decks, except (1) as expressly provided in Section 4, above, or Section 9 of Appendix C-1; and (2) members of a Household may observe a child or other person swimming to ensure safety and supervision; and
6. Before resuming operations, each outdoor swimming pool must create, post and implement a Social Distancing Protocol and comply with the relevant provisions of Health Officer Directive No. 2020-24.

(Added September 1, 2020; Non-substantive revisions December 4, 2020)

**(8) Drive-In Gatherings—SUSPENDED IN PART**

- a. Basis for Addition. Drive-In Gatherings where all individuals remain in vehicles with members of their Household involve low contact intensity and frequency. Also, outdoor activities carry a lower risk of transmission than indoor interactions and activities, and risk of transmission can be reduced through health protocols.
- b. Description and Conditions. Drive-in gatherings, where participants stay in their vehicles, are permitted subject to the following conditions:
  1. All Drive-In Gatherings must be provided entirely outdoors in an area large enough to accommodate all distancing requirements of Directive 2020-28;
  2. Each Drive-In Gathering is limited to a maximum of 100 vehicles;
  3. Participants must remain within the bounds of the four wheels of their vehicle at all times except to use the restroom or during an emergency;
  4. Live speakers, performers, or presenters remain **suspended** and are not permitted during Drive-In Gatherings at this time;
  5. Face Coverings must be worn at all times a participant is outside the bounds of their vehicle or inside or sitting on the vehicle unless the participant is inside the vehicle and all windows are closed, in accordance with Health Officer Order C19-12d, issued on December 22, 2020, and as it may be amended (the “Face Covering Order”); and
  6. Before hosting a Drive-In Gathering, the Host must create, post and implement a Social Distancing Protocol and comply with the relevant provisions of Health Officer Directive No. 2020-28.

(Added September 14, 2020; Suspended December 4, 2020; Reinstated in part and revised January 20, 2021; Revised January 27, 2021)

**[Revised February 8, 2021]**

**(9) Religious Activities**

- a. Basis for Addition. In an effort to balance core First Amendment interests with public health, the Health Officer is creating special provisions for faith-based services and ceremonies. Even with adherence to physical distancing and Face Covering requirements, bringing members of different Households together to engage in in-person religious gatherings carries a higher risk of widespread transmission of COVID-19. Such gatherings may result in increased rates of infection, hospitalization, and death, especially among more vulnerable populations. Therefore, even though in-person religious gatherings are allowed by this provision, with safety limitations, it is strongly recommended that individuals use alternative means to practice their faith for the time being, such as the many online and broadcasting platforms available in the digital age, in place of in-person gatherings.
- b. Description and Conditions to Operate.
  1. Individual indoor prayer and counseling in houses of worship: Members of the public may enter a house of worship, subject to the following conditions:
    - i. Only one individual member of the public may enter the house of worship at a time. If the person is a parent or guardian of minor children, the person may bring their children with them but not other adults from the same Household. If the person is an adult who needs assistance, the person may bring a caregiver.
    - ii. The member of the public must maintain at least six feet of physical distance from any Personnel present in the facility;
    - iii. All individuals in the facility must wear a Face Covering, subject to the limited exceptions in Health Officer Order No. C19-12d (e.g., for young children);
    - iv. Doors and windows must be left open to the extent possible, or mechanical ventilation systems must be run, to increase ventilation;
    - v. The house of worship must establish protocols for frequent cleaning and disinfection of commonly used surfaces and high traffic areas such as lobbies, hallways, and chapels;
    - vi. Signage must be posted at each public entrance to inform all individuals that they must: avoid entering the house of worship if they have a cough or fever, maintain a minimum six-foot distance from one another while in the facility or location, wear a Face Covering at all times, and not shake hands or engage in any unnecessary physical contact (sample signs are available online at <https://sf.gov/outreach-toolkit-coronavirus-covid-19>); and
    - vii. The house of worship must comply with the Social Distancing Requirements set forth in Section 15.k of this Order—and create, post and implement a Social Distancing Protocol (Appendix A of this Order).

## **Order No. C19-07s – Appendix C-2: Allowed Additional Activities**

**[Revised February 8, 2021]**

2. **Outdoor Religious Gatherings and Funerals:** Houses of worship and operators of other facilities or groups may hold outdoor gatherings for the practice of religion, including religious services and funerals, subject to the following conditions:
  - i. Participants must maintain at least six feet of distance from members of different Households;
  - ii. All participants must wear a face covering, subject to the limited exceptions in Health Officer Order No. C19-12d (e.g., for young children); and
  - iii. No food or beverages may be served or sold;
  - iv. One individual at a time may sing, chant, or shout, provided: (1) the person singing, chanting, or shouting is at least 12-feet from any other person; and (2) the person singing, chanting, or shouting is wearing a Face Covering at all times;
  - v. No sharing or common use of objects or equipment is permitted unless those objects or equipment are sanitized with cleaning products effective against COVID-19 in between uses by members of different Households;
  - vi. The gathering must comply with all of the relevant requirements set forth in Health Officer Directive No. 2020-19c regarding outdoor gatherings; and
  - vii. All participants must comply with any requirements—including permitting requirements and conditions—imposed by applicable public authorities.
3. **Gatherings for Indoor Religious Services and Cultural Ceremonies:** As of February 6, 2021, houses of worship and operators of other facilities or groups may hold indoor gatherings for the practice of religion, including religious services and religious and cultural ceremonies, such as weddings and funerals, subject to the following conditions:
  - i. The facility must strictly limit attendance at Indoor Religious Gatherings to 25% of the capacity of the building. Capacity limits include congregants, visitors and other Participants, but do not include Personnel. The limit must be reduced below 25% if required due to the size of the indoor space and participants' ability to follow Social Distancing Requirements at all times. These capacity limits also apply to any individual room within the facility where people can gather;
  - ii. The facility must comply with all of the requirements set forth in Health Officer Directive No. 2020-34b, including as that directive is amended or updated in the future, with such requirements including, but not limited to, ensuring physical distancing between members of different Households, posting signage to remind people to adhere to best practices, ensuring adequate ventilation in accordance with updated DPH guidance, and various cleaning and sanitation requirements;
  - iii. The facility must screen all patrons and other visitors on a daily basis using the standard screening questions attached to the Order as Appendix A and

## **Order No. C19-07s – Appendix C-2: Allowed Additional Activities**

**[Revised February 8, 2021]**

Attachment A-2 (the “Screening Handout”). Screening must occur before people are allowed to enter to prevent the inadvertent spread of the SARS-CoV-2 virus. A copy of the Screening Handout must be provided to anyone on request, although a poster or other large-format version of the Screening Handout may be used to review the questions with people verbally. Any person who answers “yes” to any screening question is at risk of having the SARS-CoV-2 virus, must be prohibited from entering or being seated in the facility, and should be referred for appropriate support as outlined on the Screening Handout. The facility can use the guidance available online at [www.sfcddcp.org/screen](http://www.sfcddcp.org/screen) for determining how best to conduct screening. People who are feeling ill, have exhibited symptoms of COVID-19 within 24 hours of arriving at the facility or answer “yes” to any screening must be kept from entry;

- iv. All participants and Personnel must wear a Face Covering, subject to the limited exceptions in Health Officer Order No. C19-12d (e.g., for young children), including as that order is revised in the future. A Face Covering is not required if a faith leader determines it is essential to a ritual or ceremony that Face Coverings be removed, subject to limitations listed in the directive; and
- v. The facility must comply with the Social Distancing Requirements set forth in Section 8.o of this Order and create, post, and implement a Social Distancing Protocol (Section 4.d and Appendix A of this Order).

(Added September 14, 2020; Revised September 30, 2020, December 4, 2020, and January 27, 2021; Non-substantive revisions October 20, 2020; Revised and subsection suspended November 28, 2020; Subsection reinstated with non-substantive revisions February 8, 2021)

### **(10) Political Activity**

- a. Basis for Addition. In an effort to balance core First Amendment interests with public health, the Health Officer is creating special provisions for political activities. Even with adherence to physical distancing and face covering requirements, bringing members of different Households together to engage in in-person protests carries a higher risk of widespread transmission of COVID-19. Such gatherings may result in increased rates of infection, hospitalization, and death, especially among more vulnerable populations. In particular, activities like chanting, shouting, singing, and group recitation negate the risk-reduction achieved through six feet of physical distancing and face covering. Therefore, even though in-person political protests are allowed by this provision, with safety limitations, it is strongly recommended that individuals use alternative means of expression for the time being, such as the many online and broadcasting platforms available in the digital age, in place of in-person gatherings.

**Order No. C19-07s – Appendix C-2: Allowed Additional Activities**

**[Revised February 8, 2021]**

**b. Description and Conditions to Operate.**

1. Individual indoor political offices: A single individual may be inside a campaign office or other political office, subject to the following conditions:
  - i. Only one person may be in the office or facility at a time except as outlined in this section b.1.
  - ii. One other individual at a time may temporarily come into the office or facility, such as for a brief meeting or to pick up or drop off materials.
  - iii. All individuals in the facility must wear a Face Covering as required by Health Officer Order No. C19-12d, subject to the limited exceptions in that order;
  - iv. Doors and windows must be left open to the extent possible, or mechanical ventilation systems must be run, to increase ventilation;
  - v. The facility must establish protocols for frequent cleaning and disinfection of commonly used surfaces and high traffic areas such as lobbies, hallways, and offices;
  - vi. Signage must be posted at each public entrance to inform all individuals that they must: avoid entering the location if they have a cough or fever, maintain a minimum six-foot distance from one another while in the facility or location, wear a Face Covering at all times, and not shake hands or engage in any unnecessary physical contact (sample signs are available online at <https://sf.gov/outreach-toolkit-coronavirus-covid-19>); and
  - vii. The facility or office must comply with the Social Distancing Requirements set forth in Section 15.k of this Order—and create, post and implement a Social Distancing Protocol (Appendix A of this Order).
2. Political Protest Gatherings: Facilities and groups may hold outdoor gatherings for in-person political protests, subject to the following conditions, subject to the following conditions:
  - i. Participants must maintain at least six feet of distance from members of different Households;
  - ii. All participants must wear a Face Covering, subject to the limited exceptions in Health Officer Order No. C19-12d (e.g., for young children); and
  - iii. No food or beverages may be served or sold;
  - iv. One individual at a time may sing, chant, or shout, provided: (1) the person singing, chanting, or shouting is at least 12-feet from any other person; and (2) the person singing, chanting, or shouting is wearing a Face Covering at all times;
  - v. No sharing or common use of objects or equipment is permitted unless those objects or equipment are sanitized with cleaning products effective against COVID-19 in between uses by members of different Households;

**Order No. C19-07s – Appendix C-2: Allowed Additional Activities**

**[Revised February 8, 2021]**

- vi. The gathering must comply with all of the relevant requirements set forth in Health Officer Directive No. 2020-19c regarding outdoor gatherings; and
- vii. All participants must comply with any requirements—including permitting requirements and conditions—imposed by applicable public authorities.

(Added September 14, 2020; Revised September 30, 2020, December 4, 2020, and January 27, 2021; Non-substantive revisions October 20, 2020)

**(11) Outdoor Playgrounds**

- a. Basis for Addition. Although taking children to a playground may involve mixing of Households, individuals can wear Face Coverings at all times and maintain at least six feet of physical distance from members of other Households except for short interactions. No inherently risky activities (e.g., singing, shouting, eating, drinking, etc.) are involved. Also, outdoor activities carry a lower risk of transmission than indoor interactions and activities, and risk of transmission can be reduced through health protocols.
- b. Description and Conditions. Outdoor public playgrounds may open subject to the following conditions:
  - 1. Face Coverings must be worn by all people in the playground at all times, subject to the limited exceptions in Health Officer Order No. C19-12d (e.g., for young children), including as that order is amended in the future;
  - 2. All people (including children and adults) in the playground must maintain at least six feet of physical distance from people other than those in their same Household;
  - 3. Outdoor public playground operators and all people (including children and adults) in playgrounds must comply with all of the relevant requirements set forth in Health Officer Directive No. 2020-36 regarding outdoor public playgrounds.

(Added September 30, 2020; Revised November 3, 2020; Suspended December 4, 2020; Reinstated and revised December 9, 2020)





Consistent with the State's Framework for a Safer Economy, San Francisco is allowing certain businesses and other activities to reopen. The decisions to reopen reflected in those documents balance the public health risks of COVID-19 transmission with the public health risks of economic and mental health stress.

COVID-19 case rates remain high. This high rate means there is a significant risk that people who you may come into contact with when you are outside your Residence have COVID-19. Most COVID-19 infections are caused by people who have no symptoms of illness. We also face the added risk of new virus variants and mutations in the community, and it is unclear whether these variants may be more contagious or even more deadly.

The opening of sectors does not necessarily signify that these activities are "safe." The purpose of the required safety protocols contained in the order and directives is make these activities and sectors safer for workers and the public. But reopening requires that all individuals and businesses use particular care and do their part to make these activities as safe as possible by strictly and consistently wearing Face Coverings and following Social Distancing Requirements and all other safety protocols.

**DIRECTIVE OF THE HEALTH OFFICER No. 2020-34b**

**DIRECTIVE OF THE HEALTH OFFICER OF  
THE CITY AND COUNTY OF SAN FRANCISCO REGARDING REQUIRED BEST  
PRACTICES FOR INDOOR RELIGIOUS AND CULTURAL CEREMONIAL  
GATHERINGS**

**(PUBLIC HEALTH DIRECTIVE)**  
DATE OF DIRECTIVE: February 8, 2021

By this Directive, the Health Officer of the City and County of San Francisco (the "Health Officer") issues specific direction that Houses of Worship and people participating in Indoor Religious Gatherings, as described below, must follow as part of the local response to the Coronavirus Disease 2019 ("COVID-19") pandemic. This Directive constitutes guidance as provided under Sections 4e and 11 and Appendix C-2 of Health Officer Order No. C19-07s issued on January 27, 2021 (the "Stay-Safer-At-Home Order") and, unless otherwise defined below, initially capitalized terms used in this Directive have the same meaning given them in that order. This Directive goes into effect immediately upon issuance and remains in effect until suspended, superseded, or amended by the Health Officer. This Directive has support in the bases and justifications set forth in the Stay-Safer-At-Home Order. As further provided below, this Directive automatically incorporates any revisions to the Stay-Safer-At-Home Order or other future orders issued by the Health Officer that supersede that order or reference this Directive. This Directive is intended to promote best practices as to Social Distancing Requirements and sanitation measures, helping prevent the transmission of COVID-19 and safeguard the health of workers, customers, and the community.

**UNDER THE AUTHORITY OF CALIFORNIA HEALTH AND SAFETY CODE  
SECTIONS 101040, 101085, AND 120175, THE HEALTH OFFICER DIRECTS AS  
FOLLOWS:**



## City and County of San Francisco

## Department of Public Health Health Officer Directive

### Health Officer Directive No. 2020-34b

1. This Directive applies to all individuals (“Participants”) participating in, watching or visiting facilities hosting indoor gatherings for religious or cultural ceremonies, such as weddings and funerals (collectively referred to as “Indoor Religious Gatherings”) and all houses of worship or other providers of religious services or cultural ceremonies (“Houses of Worship”) hosting, organizing, or otherwise involved in Indoor Religious Gatherings in the City and County of San Francisco (the “City”), including the clergy or other faith-based or cultural leaders of such Indoor Religious Gatherings (“Leaders”), as permitted under Section 9 of Appendix C-2 of the Stay-Safer-At-Home Order.
2. Attached as Exhibit A to this Directive is a list of best practices that apply to Houses of Worship engaged in Indoor Religious Gatherings (the “Best Practices”). All Houses of Worship must comply with all applicable requirements listed in the Best Practices.
3. Houses of Worship must, before they begin to host or otherwise facilitate Indoor Religious Gatherings, create, adopt, and implement a written health and safety plan (a “Health and Safety Plan”). The Health and Safety Plan must be substantially in the form attached to this Directive as Exhibit B.
4. Guidance from the Department of Public Health related to Indoor Religious Gatherings is attached to this Directive as Exhibit C and is available at <http://www.sfdph.org/directives>.
5. If an aspect, service, or operation of the House of Worship is also covered by another Health Officer directive (all of which are available at <http://www.sfdph.org/directives>), then such House of Worship must comply with all applicable directives, and it must complete all relevant Health and Safety Plan forms.
6. Each House of Worship must (a) make the Health and Safety Plan available to anyone interested in participating in the Indoor Religious Gathering and to any involved Personnel on request, (b) provide a summary of the plan to all Personnel working on site or otherwise in the City in relation to its operations, and (c) post the plan at the entrance to any other physical location that such House of Worship operates within the City. Also, each such House of Worship must provide a copy of the Health and Safety Plan and evidence of its implementation to any authority enforcing this Order upon demand.
7. Each House of Worship subject to this Directive must provide items such as Face Coverings (as provided in Health Officer Order No. C19-12d issued on December 22, 2020, and any future amendment to that order), hand sanitizer or handwashing stations, or both, and disinfectant and related supplies, to that House of Worship’s Personnel, all as required by the Best Practices. Also, each House of Worship is encouraged to make clean Face Coverings available to Participants of Indoor Religious Gatherings at the entrances to the facilities and required to provide hand sanitizing or handwashing stations to Participants. Each House of Worship must ensure that all Participants and Personnel wear Face Coverings while on the premises of the facility and otherwise comply with the Best Practices that apply to Religious Gatherings or operation of the facility under this Directive. If any House of Worship is unable to provide the items required above or otherwise fails to comply with required Best Practices or, if applicable under subsections 3, 4 or 5



**Health Officer Directive No. 2020-34b**

above, fails to abide by its Health and Safety Plan, then it must cease operating until it can fully comply and demonstrate its strict compliance. Further, any Indoor Religious Gathering organized by such House of Worship where the House of Worship has failed to comply is subject to immediate closure and the fines and other legal remedies described below, as a violation of the Stay-Safer-At-Home Order.

8. For purposes of this Directive, “Personnel” includes all of the following people who provide goods or services associated with the House of Worship in the City: Leaders; employees; contractors and sub-contractors (such as those who sell goods or perform services onsite or who deliver goods for the business); vendors who are permitted to sell goods onsite; volunteers; and other individuals who regularly provide services onsite at the request of the House of Worship. “Personnel” includes “gig workers” who perform work via the business’s app or other online interface, if any.
9. This Directive and the attached Best Practices may be revised by the Health Officer, through revision of this Directive or another future directive or order, as conditions relating to COVID-19 require, in the discretion of the Health Officer. All Houses of Worship must stay updated regarding any changes to the Stay-Safer-At-Home Order and this Directive by checking the Department of Public Health website ([www.sfdph.org/healthorders](http://www.sfdph.org/healthorders); [www.sfdph.org/directives](http://www.sfdph.org/directives)) regularly.
10. Implementation of this Directive augments—but does not limit—the obligations of each House of Worship under the Stay-Safer-At-Home Order including, but not limited to, the obligation to prepare, post, and implement a Social Distancing Protocol under Section 9 of Appendix C-2 of the Stay-Safer-At-Home Order. The House of Worship must follow these Best Practices and update them as necessary for the duration of this Directive, including, without limitation, as this Directive is amended or extended in writing by the Health Officer and consistent with any extension of the Stay-Safer-At-Home Order, any other order that supersedes that order, and any Health Officer order that references this Directive.

This Directive is issued in furtherance of the purposes of the Stay-Safer-At-Home Order. Where a conflict exists between this Directive and any state, local, or federal public health order related to the COVID-19 pandemic, including, without limitation, the Social Distancing Protocol, the most restrictive provision controls. Failure to carry out this Directive is a violation of the Stay-Safer-At-Home Order, constitutes an imminent threat and menace to public health, constitutes a public nuisance, and is a misdemeanor punishable by fine, imprisonment, or both.

---

Susan Philip, MD, MPH,  
Acting Health Officer of the  
City and County of San Francisco

Date: February 8, 2021



**Exhibit A to Health Officer Directive No. 2020-34b (issued 2/8/21)**

**Best Practices for Houses of Worship Organizing or Facilitating Indoor Religious Gatherings**

**In addition to preparing, posting, and implementing the Social Distancing Protocol as required by Section 9 of Appendix C-2 of the Stay-Safer-At-Home Order, each House of Worship operating in the City must comply with each requirement listed below and prepare a Health and Safety Plan substantially in the format of Exhibit B, below. Participants and Houses of Worship must also comply with each of the applicable requirements listed below.**

**Requirements:**

**1. Section 1 – Understanding Risk:**

- 1.1.*** Engaging in any gathering that includes individuals who are not part of a single Household increases the probability of transmitting COVID-19. The probability of transmission generally increases when gatherings are held indoors. Accordingly, while it is essential for many people's spiritual and mental health to continue to practice their religious faith or attend cultural ceremonies and while the risks can be reduced by following the best practices required under this Directive, it is strongly recommended that all people avoid gatherings including for religious or cultural services, especially indoors. Instead people are encouraged to use temporary alternatives such as observing services or events live-streamed over the internet whenever possible or participating in small outdoor events of limited duration where they practice physical distancing, wear Face Coverings and take other safety precautions. For best practices related to outdoor gatherings, see Directive 2020-19c found at [www.sfdph.org/directives](http://www.sfdph.org/directives).
- 1.2.*** If people wish to participate in an Indoor Religious Gathering, they should consider the risks to themselves and others before doing so and should take all possible steps to mitigate those risks, including those required under this Directive. Any person involved in an Indoor Religious Gathering should read and make themselves familiar with this Directive and related guidance from the San Francisco Department of Public Health.
- 1.3.*** All people are reminded that the risk involved in gathering involves not only personal risk but also an increased risk of community transmission of COVID-19 that may extend far beyond those who participate in a gathering.
- 1.4.*** Members of vulnerable populations (those over age 65 or with chronic medical conditions) are encouraged to carefully consider their increased risk of negative health outcomes from exposure to COVID-19 before determining whether to participate in an Indoor Religious Gathering. And seniors and other people with chronic conditions or compromised immune systems – and those who live with seniors and people with such conditions- are strongly urged to defer attending Indoor Religious Gatherings at this time and to find safer alternatives to practice their faith, such as participating in outdoor services or remote streaming of services. Houses of Worship are also strongly urged to continue supporting options for Participants to participate in services without engaging in in-person attendance.
- 1.5.*** Risk increases with frequency, duration and proximity of exposure. People are strongly discouraged from attending more than one Indoor Religious Gathering per week. The more contacts a person has with others, including during Indoor Religious Gatherings, the more they are placing themselves and others at risk of transmitting the virus.



## City and County of San Francisco

## Department of Public Health Health Officer Directive

Before entering the House of Worship all people must be screened for symptoms or close contacts as provided in Section 4.3 below.

### **2. Section 2 – Educating Personnel and Participants:**

- 2.1. Ensure that all Personnel have reviewed and understand the requirements of the Social Distancing Protocol, this Directive, and the Health and Safety Plan.
- 2.2. Develop and implement a plan to educate Participants or others who may attend Indoor Religious Gatherings about the relevant requirements of the Social Distancing Protocol, this Directive, and the Health and Safety Plan. For example, a House of Worship may inform its congregation through a combination of emails, clear and conspicuous signage, or frequent public announcements.
- 2.3. Identify dedicated Personnel responsible for implementing all requirements of this Directive at a specific House of Worship. Identify dedicated Personnel to assist Participants in maintaining at least six feet physical distance, wearing Face Coverings, and otherwise complying with this Directive.
- 2.4. Prepare Personnel to respond to suspected or confirmed positive cases at the House of Worship in accordance with the Social Distancing Protocol. Guidance on responding to positive cases at your House of Worship can be found here under the tab for Businesses and Employers in the Information and Guidance for the Public section:  
<https://www.sfcdep.org/infectious-diseases-a-to-z/coronavirus-2019-novel-coronavirus/>.

### **3. Section 3 – Making Indoor Spaces Safer:**

- 3.1. If safe and feasible, make non-structural alterations to the physical indoor space to facilitate maximum social distancing (at least six feet of physical distance) between members of different Households by, for example, creating physical barriers, moving podiums, identifying dedicated paths of ingress and egress, prohibiting access to lobbies, meeting rooms or other common areas, moving or taping off seating, propping open doors at heavily used entry or exit points, closing every other parking space, and using signage or other indicators to control movement throughout the space and to remind people to avoid touching common surfaces like door handles. In bathrooms, maximize ventilation and minimize crowding and touching of common surfaces by, for example (and only when feasible), keeping doors propped open, closing every other sink, and posting signage establishing a maximum capacity for bathrooms with clearly marked and distanced queueing areas. Mark off space in seating, prayer or counseling areas to assist Participants in maintaining at least six feet of distance from members of other Households. Indicate walking paths between spaces designated for Participants to kneel so that people do not walk where someone may touch their head to the floor.
- 3.2. Conspicuously post signage around the House of Worship – including at all primary public entrances – reminding people to adhere to physical distancing, hygiene, and Face Covering Requirements and to stay at home when they feel ill. Posted signage must include all signs required by Sections 4.g and 4.h of the Stay-Safer-At-Home Order. The County is making available templates for the signage available online at: <https://sf.gov/outreach-toolkit-coronavirus-covid-19>.
- 3.3. Adequate ventilation is critical to reducing the risk of airborne transmission of the virus in indoor settings, and especially settings where people stay in the same room for a



## City and County of San Francisco

## Department of Public Health Health Officer Directive

prolonged period. All Houses of Worship must comply with the ventilation protocols at Section 4.i of the Stay-Safer-At-Home Order. Review SFDPH's guidance for improved ventilation available at: <https://www.sfdcp.org/COVID-ventilation>.

- 3.3.1.** If a House of Worship hosts Indoor Religious Gatherings during which any person removes their Face Coverings as expressly permitted by this Directive, the House of Worship must use at least one of the following ventilation strategies: (1) All available windows and doors accessible to fresh outdoor air are kept open (doors and windows required to be kept closed for fire/life safety purposes are exempt; make sure open windows do not create falling hazards especially for children); (2) Fully operational HVAC systems; and/or (3) Portable Air Cleaners in each room that are appropriately sized for the room or area they are deployed in (see <https://www.sfdcp.org/COVID-ventilation> for more information). If due to smoke or other conditions, a House of Worship cannot implement any of those measures, the House of Worship cannot have Participants or Personnel remove their Face Coverings until the ventilation measure(s) can be reinstated.
- 3.4.** Discontinue use of high touch water vessels, fonts, fountains, and sinks. When ceremonial or ritualistic use of water is required, use low-touch or single-use alternatives or empty and disinfect vessels before they are used by people from different households or living units. If feasible, consider conducting necessary washing at home or otherwise before arriving at a House of Worship.
- 3.5.** Increase availability of hand sanitizer or hand washing stations around the House of Worship, including at entrances and exits. Ensure that restrooms are adequately stocked with soap and paper towels. Maintain adequate amounts of disinfectant and cleaning supplies, Face Coverings, or other appropriate personal protective equipment for Personnel.
- 3.6.** Develop and implement a plan to frequently clean and disinfect common use areas and surfaces touched by members of more than one Household in accordance with the Social Distancing Protocol.
  - 3.6.1.** Disinfect all surfaces attendees touch at the gathering, including, but not limited to, seating areas, railings, prayer books and hymnals, ceremonial objects, microphones, podiums, pulpits, music stands, and door surfaces. If pews, chairs, or pillows used for sitting are of a porous material, use and replace disposable or washable coverings between each Participant when possible. If cleaning high touch surfaces on or near the floor, avoid sweeping or vacuuming while others are present. Whenever possible, use a vacuum with a HEPA filter. If sweeping is necessary, gently sweep floors to prevent spreading pathogens. Personnel responsible for cleaning must wear a Face Covering at all times. Clean and disinfect high touch surfaces within restrooms regularly throughout the working day.
  - 3.6.2.** Disinfecting products must be approved for use against COVID-19 on the Environmental Protection Agency (EPA) – approved list available at: <https://www.epa.gov/pesticide-registration/list-n-disinfectants-use-against-sars-cov-2-covid-19>).





**4. Section 4 – Managing Risk During Indoor Religious Gatherings:**

- 4.1.** Strictly limit attendance at Indoor Religious Gatherings to 25% of the capacity of the building. Capacity limits include congregants, visitors and other Participants, but do not include Personnel. The capacity limits apply to discrete rooms or spaces within a House of Worship. For example, if a House of Worship includes a building with a capacity of 400 people, but holds services in a room with an individual capacity of 100 people, the service must be limited to 25 people or fewer (25% of the smaller room's capacity).
- 4.1.1.** Conspicuously post signage stating the maximum capacity of the space and the maximum capacity currently permitted under the Stay-Safer-At-Home Order. Consider implementing a reservation system to ensure capacity limits are met. Houses of Worship are strongly encouraged to minimize the number of people engaged in an Indoor Religious Gathering.
- 4.1.2.** Encourage Participants to meet with the same group of people at each gathering, particularly if a service meets frequently or requires a minimum number of people to be present.
- 4.1.3.** Simultaneous or overlapping Indoor Religious Gatherings are permitted only under the following circumstances: (1) the gatherings must occur in spaces that are completely physically separated from each other either in distinct rooms separated by sealed floor-to-ceiling walls or in separate buildings; (2) each distinct gathering meets all ventilation requirements of this Directive; (3) Participants at one gathering have completely separate avenues of ingress and egress from the House of Worship or, if a common path of ingress or egress must be used, the House of Worship ensures (such as by creating staggered start times for services) that Participants from different gatherings do not enter or exit the House of Worship at the same time; and (4) before hosting any simultaneous or overlapping gatherings, a House of Worship must develop and maintain a written plan detailing compliance with this subsection.
- 4.1.3.1.** Houses of Worship may not combine groups in different rooms or spaces for a single ceremony or purpose. All Participants in an Indoor Religious Gathering must use the same indoor room or space to attend the same gathering. For example, a House of Worship may not host a single wedding ceremony where some Participants are seated in one indoor room and some are seated in another indoor room or outdoor space.
- 4.1.4.** The capacity limits for Indoor Religious Gatherings apply to religious or cultural ceremonies themselves, and not to any reception or similar gathering before or after. Indoor receptions and similar gatherings are not permitted at this time. Any outdoor reception or gathering is subject to rules governing outdoor gatherings including Health Officer Directive 2020-19 found at [www.sfdph.org/directives](http://www.sfdph.org/directives).
- 4.2.** Unless otherwise specifically provided in this Directive, strictly follow and enforce all applicable requirements of Health Officer Order C19-07s (the "Stay-Safer-At-Home Order") and the Face Covering requirements of Health Officer Order C19-12d (the "Face Covering Order") as they may be amended. Strictly follow and enforce all requirements of this Directive at all times and prohibit all people who fail to comply with this Directive from entering the House of Worship.



## City and County of San Francisco

## Department of Public Health Health Officer Directive

- 4.3. Screen all Participants and Personnel on a daily basis and before entry to the House of Worship using the standard screening questions attached to the Stay-Safer-At-Home Order as Appendix A and **Attachments A-1 and A-2** (the "Screening Handouts"). Screening must occur before people enter the House of Worship to attend an Indoor Religious Gathering. A copy of the applicable Screening Handout must be provided to anyone on request, although a poster or other large-format version of the Screening Handouts may be used to review the questions with people verbally. Any person who answers "yes" to any screening question is at risk of having the SARS-CoV-2 virus, must be prohibited from attending the Indoor Religious Gathering, and should be referred for appropriate support as outlined on the Screening Handouts. Houses of Worship can use the guidance available online at <https://www.sfdcp.org/infectious-diseases-a-to-z/coronavirus-2019-novel-coronavirus/coronavirus-2019-businesses/> for determining how best to conduct screening.
- 4.4. Houses of Worship must be prepared to assist public health authorities in potential contact tracing efforts. Consider maintaining a list of Participants willing to voluntarily provide their name for contact tracing purposes. Any lists should be discarded after three weeks. If a Participant tests positive for COVID-19, the House of Worship must assist the Department of Public Health to identify other Participants who may have been exposed to help prevent further spread of COVID-19.
- 4.5. Ensure that members of different Households remain at least six feet apart at all times during the Indoor Religious Gathering, except for seniors or people with disabilities who may be seated with their caregiver.
  - 4.5.1. Members of different Households may briefly be closer than six feet from a House of Worship's Personnel if all the following conditions are met: (1) After carefully considering all possible alternatives, a Leader determines that a specific ritual or custom requires a Participant be closer than six feet from Personnel, (2) all people involved in the ritual or custom wear Face Coverings at all times they are within six feet of each other, and (3) the duration of the ritual or custom is as short as possible.
- 4.6. Consistent with the State's health guidance, singing and chanting activities are not permitted during an Indoor Religious Gathering at this time. Even while wearing a Face Covering, these activities – in particular singing and chanting – greatly increase the distribution of contaminated exhalations which increases the potential for broad transmission of the virus.
  - 4.6.1. Houses of Worship must not organize an event that encourages Participants to engage in singing, chanting, or shouting or otherwise encourage Participants from doing so during any Indoor Religious Gatherings.
  - 4.6.2. If a Leader or Participant is engaged in prolonged speaking such as during a sermon or reading, they must speak at least 12 feet from people who are not part of their Household at all times and must wear a Face Covering at all times unless otherwise specifically and expressly provided in this Directive. Leaders and other speakers should not raise their voice and should use microphones or other public address systems whenever feasible.
- 4.7. Except as specified in this subsection, require that Face Covering be worn at all times by all people – including and in particular while speaking, reciting, or praying – during Indoor Religious Gatherings unless a Participant is exempt from wearing a Face Covering under the Face Covering Order.





## City and County of San Francisco

## Department of Public Health Health Officer Directive

- 4.7.1.** Face Coverings may be removed briefly to eat or drink but only where a Leader determines eating or drinking is essential to a ritual or ceremony and in those instances the Leader must to the greatest extent feasible limit the number of people who remove a Face Covering to one individual at a time;
- 4.7.2.** If a Leader determines it is essential to a ritual or ceremony that Face Coverings be removed, a single person may briefly remove their Face Covering (1) if they do not speak, recite, chant, shout or sing and maintain at least six feet of distance from others while their face is uncovered; or (2) to speak or recite only if they isolate themselves from all other people such as by speaking inside an enclosed chamber or behind a plastic or glass partition or face shield no more than 12 inches from the mouth of the speaker and greater than 12 feet away from any other person.
- 4.8.** Prohibit sharing of items such as food or drink, reading materials, and religious or spiritual objects among people outside of their Household. If an object is of critical importance and must be shared during an Indoor Religious Gathering, take every precaution after each instance of sharing to clean and sanitize the object and/or the hands of the Participants and Houses of Worship who share the object. If sanitation of an object is not feasible, ensure those touching or handling the object properly wash or sanitize their hands before and after touching the object.
- 4.9.** Discontinue passing offering plates and similar items that move between members of different Households. Use alternative giving options such as secure drop boxes that do not require opening/closing and can be cleaned and disinfected. Consider implementing digital systems that allow Participants to make touch-free offerings.
- 4.10.** Disinfect microphones and stands, music stands, instruments and other items on pulpits and podiums between each use by members of a different Household. Consult equipment manufacturers to determine appropriate disinfection steps, particularly for soft, porous surfaces such as foam mufflers.
- 4.11.** Activities for children such as religious school are allowed if all relevant ventilation, Face Covering, physical distancing, sanitation and other requirements of this Directive and the Stay-Safer-At-Home Order are met at all times. Child care arrangements are allowed only to the extent they are specifically allowed under the Stay-Safer-At-Home Order. Unless as part of an approved child care arrangement, children who are unable to wear a Face Covering and maintain physical distance of at least six feet at all times – such as very young children – must remain in the care of those in their Household and not interact with children of other Households while visiting a House of Worship.
- 4.12.** Keep office space closed except to the extent accessory office space that is physically located within a House of Worship may be used in accordance with Section 11 of Appendix C-1 of the Stay-Safer-At-Home Order and Health Officer Directive 2020-18. Only Leaders and any other Personnel necessary for allowed operations who cannot work remotely can use the accessory office space. Personnel who can work remotely are required to do so.
- 4.13.** The duration of all gatherings should be limited to the maximum extent possible.
- 4.14.** Houses of Worship must prohibit any gathering or congregating after services are complete. Houses of Worship are encouraged to facilitate organized ingress and egress



## City and County of San Francisco

## Department of Public Health Health Officer Directive

that minimizes grouping or queueing such as by having those seated in the back row exit the building first at the end of a service.

- 4.15.** Schedule at least 30 minutes between Indoor Religious Gatherings during which Participants may safely exit and clear the area and House of Worship Personnel may adequately clean and sanitize all high touch surfaces and otherwise prepare the space for the next gathering. Houses of Worship may permit Personnel to participate in sequential Indoor Religious Gatherings during a single day but are reminded of the increased potential to transmit the virus from one gathering to another. Personnel participating in sequential Indoor Religious Gatherings must thoroughly wash hands and clean, sanitize, or replace any items or clothing that have come in contact with Participants or different House of Worship Personnel during earlier gatherings.
- 4.16.** Keep other areas of a House of Worship closed unless otherwise expressly permitted to operate under the Stay-Safer-At-Home Order. Facilities such as day care centers, schools, kitchens, food service areas, gymnasiums or indoor athletic facilities, and children's play structures and areas are not permitted to operate unless in compliance with the Stay-Safer-At-Home Order and any applicable Health Officer orders or directives.
- 4.17.** This Directive establishes minimum best practices applicable generally to all Houses of Worship. Houses of Worship are encouraged to apply the concepts and spirit of this Directive to modify their rituals in a collective effort to mitigate the risk of transmission of the virus that causes COVID-19. Examples include, but are not limited to, discontinuing kissing of ritual objects, allowing rites to be performed by fewer people, discontinuing the use of a common cup, offering communion in the hand instead of on the tongue, or providing pre-packed communion items on chairs prior to service. Houses of Worship also must implement and enforce any additional or more restrictive guidance regarding religious gatherings provided by the Centers for Disease Control or the California Department of Public Health found at <https://www.cdc.gov/coronavirus/2019-ncov/community/organizations/index.html>; and <https://covid19.ca.gov/pdf/guidance-places-of-worship.pdf>.

Nothing in this Section allows a House of Worship to replace, supplement, or change any restriction in the Stay-Safer-At-Home Order, this Directive, or any local, state, or federal health order or guidance related to COVID-19 with a less restrictive measure. For clarity, all Houses of Worship must strictly implement every measure in this Directive and should only supplement new or different safety measures to the extent they are more restrictive (i.e., more protective of public health) than any local, state, or federal health order or guidance related to COVID-19.

### Health Officer Directive No. 2020-34b (Exhibit B) Health and Safety Plan (issued 2/8/21)

Each House of Worship must complete, post onsite, and follow this Health and Safety Plan.

Check off all items below that apply and list other required information.

*Business/Entity name:*

*Contact name:*

*Entity Address:*

*Contact telephone:*

*(You may contact the person listed above with any questions or comments about this plan.)*

- ☐ House of Worship is familiar with and complies with all requirements set forth in Health Officer Directive No. 2020-34b, available at <http://www.sfdph.org/directives> and the Social Distancing Protocol available at <https://www.sfdph.org/dph/alerts/files/C19-07i-Appendix-A.pdf>.
- ☐ House of Worship has prepared the facility for an Indoor Religious Gathering to ensure adequate physical distancing between and among Personnel and Participants. For example, House of Worship made a plan for Participants to get in and out of the outdoor space safely while maintaining social distancing, added physical markings to demonstrate a 6-foot distance in areas Participants may be seated or congregating and, created a reservation system to manage Participant arrival and departure times.
- ☐ House of Worship has placed signage throughout the facility reminding Personnel and Participants of their obligations to wear Face Coverings, maintain physical distance, and engage in proper personal hygiene.
- ☐ Personnel have been trained in the requirements of the Social Distancing Protocol and this Directive including obligations to screen themselves and Participants, maintain enhanced sanitation measures, and enforce the physical distancing and Face Covering requirements of the Directive.
- ☐ House of Worship has created and implemented a plan for cleaning and disinfecting high touch surfaces such as seating, doors, and other common high-touch surfaces or objects before each gathering or after each use.
- ☐ House of Worship has implemented all feasible HVAC and ventilation practices identified in the Directive.
- ☐ Gatherings are limited to 25% of room capacity and kept as short as possible.
- ☐ Six feet of physical distance is maintained between people from different Households.
- ☐ Everyone, including Participants and Leaders, wears a Face Covering unless permitted under Health Officer Directive 2020-34b or otherwise exempt.
- ☐ Singing, chanting, and shouting are not permitted during the Indoor Religious Gatherings. Houses of Worship must not encourage Participants to sing, chant, or shout during the Indoor Religious Gathering.
- ☐ Participants are not permitted to congregate before or after Indoor Religious Gatherings.

**Health Officer Directive No. 2020-34b (Exhibit B)**  
**Health and Safety Plan (issued 2/8/21)**

- ☐ If House of Worship Personnel are taking part in sequential gatherings, there is sufficient time between gatherings to engage in proper sanitation and disinfection procedures. If hosting simultaneous or overlapping services, the House of Worship developed and maintained a written plan in accordance with section 4.1.3 of the Directive.

**Additional Measures**

Explain:



**Health Officer Directive No. 2020-34b - Exhibit C**

**Tips and Frequently Asked Questions for Gatherings**

**UPDATED February 8, 2021**

**ALERT: Remain Cautious**

In alignment with the State's recommendations, San Francisco is reopening at the State's Purple Tier starting January 27, 2021. The decision to reopen balances the public health risks of COVID-19 transmission with the public health risks of economic and mental health stress.

COVID-19 case rates are **now 1.5 times** as high now as they were the last time San Francisco opened at the State's Purple Tier. This means **50% more** people walking around San Francisco have COVID-19 than the last time we reopened. Most COVID-19 infections are caused by people who have no symptoms of illness. We also have the added risk of new, **more contagious** virus variants in the community, and it remains unclear whether some of these variants are more deadly.

The opening of sectors does not signify that these activities are "safe." We have made our best efforts to make these activities and sectors safer for workers and the public. However, this requires that everyone do their part to make these activities as safe as possible, including wearing masks that covers your mouth and nose especially when talking, avoiding indoor settings to the extent possible, maintaining at least 6 feet distance from those you don't live with, avoiding get-togethers and gatherings to the extent possible, getting tested and isolating if you are ill, and complying with additional health protocols required of open businesses.

**AUDIENCE:** Hosts, organizers and participants of gatherings of people from more than one household. This information does not apply to gatherings of people living together in a single household.

**BACKGROUND:** San Francisco Health Directives allow people in different households to gather, with restrictions to prevent spread of COVID-19. This tip sheet cover frequently asked questions about how to safely organize, host, and participate in gatherings of people from different households.

The Directives and associated documents are available on the [Health Directives page](#) under Gatherings.

- Directive 2020-19 – Outdoor Gatherings
- Directive 2020-28 – Drive-In Gatherings
- Directive 2020-34 – Indoor Worship

Additional guidance can be found at [www.sfgdcp.org/covid19](http://www.sfgdcp.org/covid19).



**Changes to this FAQ since the Nov. 29 Version:**

- Review the Business Capacities and Activities Table ([BCAT](#)): any changes made on the Table override the conflicting information in this document.
- CA Notify: Help stop the spread of COVID-19 using your smartphone
- COVID-19 Vaccine Information
- How does COVID-19 spread?: If you're feeling symptoms, stay home, and get tested
- Ventilation signage must be posted including new employee breakrooms requirement
- Indoor Religious or Cultural Gatherings must implement at least one ventilation checklist measure if any activity involves removal of face coverings

**Overview of Types of Gatherings**

GATHERING TYPE		DESCRIPTION OF GATHERING
<b>Outdoor</b>	<b>Outdoor Meal Gatherings</b>	Gatherings where eating or drinking take place
	<b>Outdoor Special Gatherings</b>	Political protests; Religious services or ceremonies, including wedding ceremonies and funerals, but <b>not</b> receptions;
	<b>Small Outdoor Gathering</b>	All other types of outdoor gatherings (e.g. receptions, gatherings at a park, hosted tours)
	<b>Drive-in Gatherings</b>	In vehicles (e.g. for movie)
<b>Indoor</b>	<b>Indoor Religious and Cultural Ceremonial Gatherings</b>	Indoor religious and cultural ceremonies, including wedding ceremonies and funerals but <b>not</b> receptions



## Frequently Asked Questions

### How Does COVID-19 Spread?

Our current understanding is that COVID-19 is mostly spread from person-to-person in the air through virus-containing droplets in the breath of someone with COVID-19. These respiratory droplets enter the air when a person breathes. Even more droplets can get in the air when infected people talk, sing, cough, or sneeze. People with COVID-19 may have no symptoms and can still be breathing out virus-containing droplets that can infect others. Transmission can occur through:

- Larger droplets. These larger droplets are sometimes called “ballistic droplets” because they travel in straight lines and are pulled down by gravity. People nearby, usually within 6 feet, are infected when they breathe in these droplets or if the droplets land in their eyes, nose, or mouth.
- Smaller droplets or infectious particles. These can float in the air for a period of time and/or travel beyond 6 feet on indoor air currents, especially in enclosed spaces with poor ventilation. People sharing the same space are infected when they breathe in these smaller droplets and particles or the droplets or particles land on their eyes, nose, or mouth – even if they are further than 6 feet away. These droplets are sometimes referred to as “aerosols” or “bioaerosols”.

COVID-19 can also spread if a person touches their eyes, nose or mouth after touching a contaminated surface (also known as a fomite transmission); however, this is less common.

**Monitor Your Health Daily.** Be alert of symptoms such as fever, cough, shortness of breath, or other symptoms. If you are experiencing any of these symptoms, stay home, and get tested.

### How can we help slow the spread of COVID-19?

#### **CA Notify – another way for us to stop the spread**

CA Notify ([canotify.ca.gov](https://canotify.ca.gov)) is an app you can add on your smartphone. It uses Bluetooth technology to recognize when you and your phone have been in close proximity to others infected with COVID-19 to help stop the spread of the virus in our community.

If you are using CA Notify and you test positive, your diagnosis will not be shared with others. However, if other people in close contact with you are also enrolled in the app, they will be told they had an exposure. They will be told the date of the exposure, but not the time, location or identity.

If you are using CA Notify and you were exposed to someone who tested positive and they entered their result into the app, you will be told the date of the exposure, but not the time, location or identity.

CA Notify is available through Apple and Google. See [canotify.ca.gov](https://canotify.ca.gov) for more information.



### **What do we know about the COVID-19 Vaccine?**

The vaccine is one of the most important ways to end the pandemic. The FDA, CDC as well as California's own Scientific Safety Review Workgroup have reviewed all data from clinical trials to ensure the safety and effectiveness of all COVID-19 vaccines. **Strongly encourage all personnel to get vaccinated.** Those who receive the COVID-19 vaccine are probably less likely to get COVID-19, but it is not guaranteed. Although the first vaccines that were available are estimated to be about 95% effective in preventing sickness from COVID-19 when someone is infected, we do not know how common it is for vaccinated people to get the virus and spread COVID-19 to others. Therefore, it is still very important for those who are vaccinated, and for the rest of the population who waits for their vaccines, to continue using all the tools available to help stop this pandemic: wear a mask that covers your mouth and nose when outside your home, avoid get-togethers/gatherings, avoid being indoors with people you don't live with, stay at least 6 feet away from others, and wash your hands after touching shared surfaces or objects. Find out more about the vaccine, including where and when to get it at: [sf.gov/covidvax](https://sf.gov/covidvax)

### **How can I stay as safe as possible at a gathering?**

- Wear a face covering or mask at all times. A face covering is required at all gatherings outside the house.
- Stay for a shorter period of time. The less time you spend with people you don't live with, the safer it is.
- Stay 6 feet away from people outside your household.
- Only participate in activities or sports where you can stay 6 feet away from people outside your household. Sports and exercise are higher risk because people produce more respiratory droplets when they are breathing harder. Balls and other sports equipment can be shared between only two households.
- Stay away from activities like singing, chanting, shouting, and playing wind or brass instruments. These activities produce many more respiratory droplets, increasing the risk of COVID-19. If you must participate in or be near people who are singing, chanting, shouting or playing wind instruments, see *"How can singing, chanting, shouting, and playing wind/brass instruments be done more safely?"*
- Wash or sanitize your hands frequently. Bring your own hand sanitizer to gatherings where there will be no place to wash or sanitize your hands.
- Consider staying home if you are at higher risk of serious illness from COVID-19 due to your age or medical conditions. See <https://www.sfcdcp.org/vulnerable> for a list of groups at higher risk.
- Keep others safe: don't attend if you are or a family member feels ill or has COVID-19 like symptoms. For a list of symptoms, see <http://www.sfdph.org/dph/alerts/covid-guidance/covid-screening.pdf>
- People at risk for severe illness with COVID-19, such as [older adults](#) and people with certain medical conditions, as well as those who live with or care for them are strongly discouraged from participating in activities with other people outside their household where taking protective measures of wearing face masks and social distancing may be difficult, especially indoors or in crowded spaces.
- Get a flu vaccine. Preventing influenza is especially important during the COVID-19 epidemic because people who have flu and COVID-19 at the same time much more likely to die.





**As a business or organization hosting a gathering, what must I do?**

- Complete, maintain, and implement the following documents:
  - A **Health and Safety Plan** for the type of gathering, including COVID-19 screening for all [personnel \(www.sfdcdph.org/screening-handout\)](http://www.sfdcdph.org/screening-handout) and [participants \(www.sfdcdph.org/screeningvisitors\)](http://www.sfdcdph.org/screeningvisitors). The Health and Safety Plan must be provided to Host Personnel, available to participants, and posted at the physical entrance where the Host operates. See [www.sfdph.org/dph/alerts/coronavirus-health-directives.asp](http://www.sfdph.org/dph/alerts/coronavirus-health-directives.asp) to find the correct link for your gathering.
  - A **SFDPH Social Distancing Protocol** including a plan to clean and disinfect high touch surfaces such as seating, doors, and others before each Gathering (see [SFDPH Cleaning/Disinfection Guidance](http://www.sfdcdph.org/covidcleaning), posted at [www.sfdcdph.org/covidcleaning](http://www.sfdcdph.org/covidcleaning)).
  - **Signage on reporting violations of COVID-19 Health Orders.** Beginning on Nov. 10, Host Businesses or organizations are required to post signs in employee break rooms or areas informing employees of the right to report violations of COVID-19 health orders and directives by calling 311 or visiting [www.sf.gov/report-health-order-violation](http://www.sf.gov/report-health-order-violation). Signage needs to state that employee's identity will remain anonymous. Sample signage is available online at <https://sf.gov/outreach-toolkit-coronavirus-covid-19>.
- **Keep a record of people at your gathering, in case someone is later found to have COVID-19.** People with COVID-19 can infect others up to 2 days before they develop symptoms or test positive. Hosts must help public health authorities in contact tracing efforts in case an attendee develops COVID-19. We can help prevent COVID-19 transmission by contact tracing which helps identify people who may have been exposed and helping them quarantine so they don't inadvertently spread the disease.
  - Keep the attendance/schedules of all personnel at your organization for up to three weeks.
  - Consider maintaining a list of participants willing to voluntarily provide their names for three weeks after an event. Any lists should be discarded after three weeks (unless your business keeps such records in the ordinary course of business).
  - Try to maintain an up-to-date contact list to alert attendees in the event of potential exposure.
  - For more information, see <https://covid19.ca.gov/contact-tracing>.
  - Follow SFDPH's guidelines on "[COVID-19 Positive At Workplace](https://www.sfdph.org/covid19/COVID-19_Positive_At_Workplace)" if someone at your gathering tests positive for COVID-19.

**If you are hosting an Indoor Religious/Cultural Gathering, you must adhere to the changes made on the Business Capacities and Activities Table (BCAT) as well as:**

- **Post signs about the increased risk of COVID-19 indoors.** Post [SFDPH Approved Signage](https://www.sfdph.org/covid19/SFDPH_Approved_Signage), stating:
  - That COVID-19 is transmitted through the air and that indoor settings carry a much higher risk of infection.
  - That seniors and those with health risks should avoid indoor settings with crowds.
  - The maximum capacity of the space and the maximum capacity currently permitted under the Stay-Safer-At-Home Order.



- Post Ventilation signage at public entrances and all break rooms indicating which of the following systems are used:
  - ☐ All available windows and doors accessible to fresh outdoor air are kept open
  - ☐ Fully operational HVAC systems
  - ☐ Appropriately sized portable air cleaners in each room
  - ☐ None of the above
- If a religious leader determines that an essential ritual or ceremony requires brief removal of Face Coverings as allowed under the directive, Houses of Worship must implement at least one of the following Ventilation measures:
  - ☐ All available windows and doors accessible to fresh outdoor air are kept open
  - ☐ Fully operational HVAC systems
  - ☐ Appropriately sized portable air cleaners in each room
- **Ensure that indoor spaces are well-ventilated.**

*Good ventilation controls droplets and infectious particles to prevent COVID-19 transmission by:*

  - *removing air containing droplets and particles from the room;*
  - *diluting the concentration of droplets and particles by adding fresh, uncontaminated air;*
  - *filtering room air, removing droplets and particles from the air.*
- Comply with the ventilation protocols laid out at Section 4.i of the [Stay-Safer-At-Home Order](#), including to review and follow [SFPD's Ventilation Guidance](#).
- Implement as many improvements in the [Ventilation Guidance](#) as feasible. Keep a hand-annotated copy of the Ventilation Guidance showing which specific improvements were considered and implemented.
- Make any necessary improvements to the ventilation of the establishment, including:
  - Increase natural ventilation by opening windows and doors when environmental conditions allow and if permitted by fire and building safety requirements. Fire doors should not be wedged or propped open.
    - **Doors and Windows** required to be kept closed for **fire/life safety purposes** are exempt. For example, fire doors must remain closed. Make sure open windows do not create falling hazards especially for children
  - If an HVAC systems is present,
    - Ensure HVAC systems are serviced and functioning properly.
    - Evaluate possibilities for upgrading air filters to the highest efficiency possible.
    - Increase the percentage of outdoor air through the HVAC system, readjusting or overriding recirculation ("economizer") dampers.
    - Disable demand-control ventilation controls that reduce air supply based on temperature or occupancy.
    - Evaluate running the building ventilation system even when the building is unoccupied to maximize ventilation. At the minimum, reset timer-operated ventilation systems so that they start operating 1-2 hours before the building opens and 2-3 hours after the building is closed.
  - Consider installing portable air cleaners ("HEPA filters").



- If the establishment uses pedestal fans or hard mounted fans, adjust the direction of fans to minimize air blowing from one individual's space to another's space.

For more information and additional resources, please see the following: San Francisco Department of Public Health (SFPDH): [www.sfpdhp.org/COVID-ventilation](http://www.sfpdhp.org/COVID-ventilation).

- **Discontinue indoor singing, chanting, shouting and wind instruments.** The State of California does not currently allow these activities indoors.

#### **As a host/organizer, how else can I keep our gathering as safe as possible?**

- Limit the duration of your gathering to the shortest time possible, even if it is outdoors. The shorter it is, the safer it is.
- Avoid high-risk activities such as singing, chanting, shouting, and playing wind or brass instruments, even outdoors. The activities produce large numbers of respiratory droplets, increasing the risk of COVID-19. See more under *"How can singing, chanting, shouting, and playing wind/brass instruments be done more safely?"*
- Promote flu vaccination. Flu vaccines are critical in the fight against COVID-19 by (1) keeping workers and communities healthy and (2) reducing strain on our healthcare and testing systems that are responding to COVID-19. Post signage to encourage flu vaccine among personnel and participants. Find out more information at <http://sfpdhp.org/flu>.

#### **What else can I do to decrease the risk of our indoor gathering?**

In addition to the measures laid out in *"How can I keep a gathering as safe as possible?"*

- Make sure that personnel and participants are aware that indoor gatherings are much higher risk for COVID-19 than outdoor gatherings, so they can decide if they can safely attend.
- Consider making changes to minimize crowding and make physical distancing easier for people from different households. Examples include moving podiums, creating physical barriers, taping off or moving seating, identifying entrance and exits, indicating walking paths in areas where participants pray or kneel on the floor, prohibiting access to common areas.
- Make changes to minimize touching of high-touch surfaces, for example, by keeping bathroom doors propped open to minimize touching of door handles.
- Make hand sanitizer or handwashing stations available at entrances and exits.
- Discontinue use of shared water vessels, fonts, fountain, and sinks for ceremonial purposes.
- Regularly clean and disinfect common and high touch areas, including bathrooms.

#### **Can I host more than one gathering on the same day?**

Yes, as long as you schedule gatherings far enough apart that participants from different gatherings do not mix, and you can clean/disinfect high-touch areas between gatherings.



- Hosts must separate outdoor gatherings by at least 20 minutes and indoor gatherings by 30 minutes between gatherings, to allow time for participants to exit and for personnel to clean/disinfect.
- Between gatherings, personnel must:
  - Clean and sanitize high-touch surface;
  - Clean, sanitize and/or replace any items of clothing that became soiled or contaminated with bodily fluids before using them for a later gathering;
  - Thoroughly wash or sanitize their hands.
- Hosts may not hold more than one Outdoor Gathering at a single location at the same time.
- Hosts may **not** hold both indoor and outdoor gatherings simultaneously to allow for more people to attend a gathering (e.g. indoor and outdoor wedding or funeral).

**Can I hold more than one indoor worship or cultural ceremonial gatherings at the same time in a large facility?**

Yes, you may hold simultaneous or overlapping indoor gatherings if all of the following conditions are met:

- Each gathering must be held in its own, physically separate space, either in different buildings, or in different rooms separated by sealed floor-to-ceiling walls. Partitions may not be used to divide an indoor space for two different gatherings.
- Participants from different gatherings are not allowed to mix.
  - Different gatherings must use separate entrances and exits. If only one shared entrance and exit exist, the Host must ensure participants from different gatherings do not enter or exit at the same time, for example, by staggering start and end times.
  - Personnel and participants must not move between gatherings.
- The host must develop a written plan to describe how they will keep people in different gatherings from mixing, as outlined in Section 4.1.3 of the Indoor Worship Directive.
- In general, keep the areas that are not reserved for an indoor gathering closed to participants, unless expressly permitted under the Stay-Safer-At-Home Order.

**Can personnel who are not involved in a gathering work on-site while a gathering is taking place?**

Yes. Personnel are allowed to work inside the facility while multiple indoor gatherings occur as long as staff follow rules for the Business Operating Office Facilities Directive and Stay-Safer-At-Home Order.

**Can we eat or drink at gatherings?**

- Eating and drinking are permitted at **Outdoor Meal Gatherings**, at **Drive-In Gatherings**, and as part of **religious or faith-based ceremonies**, as long as it is done in a way that minimizes the risk of COVID-19 transmission.
  - Eating and drinking may not take place when personnel and/or participants are within 6 feet of one another, since face coverings must be worn when people are within 6 feet.
  - Avoid hand-to-mouth contact between different people. Respiratory droplets from one



person's mouth can land on the other person's hand, increasing the risk of COVID-19 transmission.

- As an example, communion rituals could have the priest and participants masked at all times, with the participants receiving communion in the hand and moving away from others to briefly lower their mask to place the sacramental bread on the tongue (see example video: [www.youtube.com/watch?v=Q8tg8A5jmP0](https://www.youtube.com/watch?v=Q8tg8A5jmP0)).
- People from different households should not drink out of the same glass or cup. They also should not share utensils. If glasses, cups, or utensils are shared, they must be disinfected between households, and anyone handling the shared item must also wash or disinfect their hands.
- Self-service food, potlucks, or family-style eating with shared serving plates or drink dispensers are not allowed.

#### **Must we wear masks/ face coverings all the time?**

- You must wear masks as specified in the Face Covering Order.
- Proper use of face coverings is even more critical when in higher risk gatherings, such as indoors.
- Face coverings may be removed briefly while eating or drinking if a leader determine it essential for a ritual or ceremony, however proper social distancing should be maintained. If removing face coverings/masks is deemed as essential in a ritual or ceremony, a person may briefly remove their face covering only if they (1) maintain social distance and do not speak, recite, chant, shout or sing; or (2) isolate themselves from all other people to speak or recite, such as by speaking inside an enclosed chamber or behind a plastic or glass partition or face shield no more than 12 inches from the mouth of the speaker and greater than 12 feet away from others.

#### **What about camping, cookouts, or BBQs?**

- Bring your own supplies including soap, disinfectants, hand sanitizer, paper towels, etc.
- Do not share BBQs or outdoor grilling stations with people outside of your household. Clean all stations frequently.
- If camping with people from outside your household, consider self-isolating for 14 days before and after if you will be in close contact with people you are camping with.
  - "Close contact" is defined by the CDC as being within 6 feet of an infected person for a cumulative total of 15 minutes over 24 hours) starting from 2 days before the illness starts (for people without symptoms, this means 2 days before they were tested; [www.cdc.gov/coronavirus/2019-ncov/php/contact-tracing/contact-tracing-plan/appendix.html#contact](https://www.cdc.gov/coronavirus/2019-ncov/php/contact-tracing/contact-tracing-plan/appendix.html#contact)).



**Can we sing, chant, shout, or play wind instruments at our gathering?**

**Outdoor Special Gatherings** and **Drive-In Gatherings** may have singing, chanting, shouting or wind instruments, if all of the following conditions are met:

- Only one person may sing, chant, shout, or play a wind instrument at a time. Group singing, chanting, shouting, or wind instrument playing is not allowed.
- The person performing the activity must be at least **12 feet** from any other person.
- The person singing, chanting, or shouting must wear a **Face Covering** at all times.
- The wind instrument's bells and/or openings where air/sound exit must be covered with a mask/other fabric at all times.
- When these activities are allowed, consider the following to reduce risk:
  - Ensure the performance is in a large, well ventilated area (see [www.sfgdcp.org/COVID-ventilation](http://www.sfgdcp.org/COVID-ventilation)).
  - Minimize the amount of time engaged in these activities.
  - Sing, chant, yell, or play wind instruments more quietly, to produce fewer respiratory droplets. Consider using amplifiers.
  - Consider a physical barrier between the performer and others.
  - Have performers position themselves so that voices and air exiting from instruments is directed from Participants (for example, in silhouette).
  - Encourage performers to get tested for COVID-19 as close to the performance date as possible, accounting for the turnaround time for the test. People can get tested by their regular healthcare provider or at CityTestSF (<https://sf.gov/citytests>).
  - Take special care to ensure that performers do not have symptoms of COVID-19 and are not "close contact" of someone with COVID-19. See [www.sfgdcp.org/screeningvisitors](http://www.sfgdcp.org/screeningvisitors).
  - For wind/brass instruments:
    - Performers must be masked at all times as much as possible when not performing.
    - Instruments must not be shared among individuals of different households.
    - If relevant to the instrument, performers should use a large, thin, plastic-lined pad on their chest and lap to collect spit.



## Resources

Useful COVID-19 Resources to keep checking:

- San Francisco guidance: [www.sfdcp.org/covid19](http://www.sfdcp.org/covid19)
- San Francisco Health Officer orders: [www.sfdph.org/dph/alerts/coronavirus-healthorders.asp](http://www.sfdph.org/dph/alerts/coronavirus-healthorders.asp)
- Printable resources such as signage: <https://sf.gov/outreach-toolkit-coronavirus-covid-19>
- Religious Schools for Youth and Daycare Arrangement at House of Worship guidelines:
  - [2020-14-Guidance-Childcare.pdf \(sfdph.org\)](#)
  - [Reopening TK-12 Schools for In-Person Instruction Interim Guidance for School Year 2020-2021 \(sfdph.org\)](#)
- California guidance:
  - <https://covid19.ca.gov/safer-economy/>
  - <https://files.covid19.ca.gov/pdf/guidance-places-of-worship.pdf>
- CDC guidance: [www.cdc.gov/coronavirus/2019-ncov/php/index.html](http://www.cdc.gov/coronavirus/2019-ncov/php/index.html)

**From:** [San Francisco Controller's Office Reports](#)  
**To:** [Calvillo, Angela \(BOS\)](#)  
**Subject:** Issued: Six-Month Budget Status Report for Fiscal Year 2020–2021  
**Date:** Friday, February 12, 2021 3:14:01 PM

---




The Controller's Office provides periodic budget status updates to the City's policy makers during each fiscal year, as directed by Charter Section 3.105. This report provides expenditure and revenue information and projections as of December 31, 2020, incorporating more current information up to the date of publication as available.

Highlights include the following:

- We project a \$125.2 million General Fund ending balance in the current fiscal year, a \$241.0 million improvement from the \$115.9 million shortfall projected in the November 9, 2020 Three-Month Report.
- Application of this additional current year fund balance would reduce the projected shortfalls in the upcoming two-year budget to \$528.0 million. The January 2021 Joint Report projected shortfalls of \$411.1 million in FY 2021–22 and an additional \$242.1 million in FY 2022–23, for a cumulative total of \$653.2 million. These projections will be updated in March 2021.

[Download the full report](#)





Sign up to receive news and updates

Search all Controller's Office reports



This is a send-only email address.

For questions about the report, please contact Michelle Allersma Director of Budget and Analysis at [michelle.allersma@sfgov.org](mailto:michelle.allersma@sfgov.org).

For press queries, please contact Communications Manager Alyssa Sewlal at [alyssa.sewlal@sfgov.org](mailto:alyssa.sewlal@sfgov.org) or (415) 694-3261.

Share this email:



Manage your preferences | Opt out using TrueRemove®  
Got this as a forward? Sign up to receive our future emails.  
View this email online.

1 Dr. Carlton B. Goodlett Place  
San Francisco, CA | 94102 US



This email was sent to [angela.calvillo@sfgov.org](mailto:angela.calvillo@sfgov.org).  
*To continue receiving our emails, add us to your address book.*



# FY 2020-21

## Six-Month Budget Status Report

The Controller's Office provides periodic budget status updates to the City's policy makers during each fiscal year, as directed by Charter Section 3.105. This report provides expenditure and revenue information and projections as of December 31, 2020, incorporating more current information up to the date of publication as available.



**February 12, 2021**

City & County of San Francisco  
Office of the Controller  
Budget & Analysis Division

## About the Budget & Analysis Division

The Budget and Analysis Division (BAD) manages the technical development of the City's annual budget, including forecasting tax revenues, costing and budgeting labor and benefit costs, and assisting the Mayor and Board of Supervisors with costing and budgeting of policy initiatives. The group manages the City's adherence to voter-approved spending requirements and financial policies and produces a variety of reports, including quarterly budget status updates. Additionally, the division manages property tax apportionment, rate setting, and reporting to the state, places special assessments on property tax bills, and processes the Assessor's changes to prior and current year property tax rolls.

### Budget & Analysis Team:

Michelle Allersma, *Director of Budget & Analysis*, [michelle.allersma@sfgov.org](mailto:michelle.allersma@sfgov.org)  
Ysabel Catapang, *Budget and Revenue Analyst*, [ysabel.catapang@sfgov.org](mailto:ysabel.catapang@sfgov.org)  
Edward de Asis, *Assistant Citywide Budget Manager*, [edward.deasis@sfgov.org](mailto:edward.deasis@sfgov.org)  
Nicholas Leo, *Budget and Revenue Analyst*, [nicholas.leo@sfgov.org](mailto:nicholas.leo@sfgov.org)  
Carol Lu, *Citywide Revenue Manager*, [carol.lu@sfgov.org](mailto:carol.lu@sfgov.org)  
David Ly, *Property Tax Analyst*, [david.ly@sfgov.org](mailto:david.ly@sfgov.org)  
Mendy Ma, *Budget and Revenue Analyst*, [mendy.ma@sfgov.org](mailto:mendy.ma@sfgov.org)  
Michael Mitton, *Budget and Revenue Analyst*, [michael.mitton@sfgov.org](mailto:michael.mitton@sfgov.org)  
Joshua Oehler, *Budget and Revenue Analyst*, [joshua.j.oehler@sfgov.org](mailto:joshua.j.oehler@sfgov.org)  
Risa Sandler, *Citywide Budget Manager*, [risa.sandler@sfgov.org](mailto:risa.sandler@sfgov.org)  
Jamie Whitaker, *Property Tax Manager*, [james.whitaker@sfgov.org](mailto:james.whitaker@sfgov.org)

For more information, please contact:

Michelle Allersma  
Office of the Controller  
City and County of San Francisco  
(415) 554-4792 | [michelle.allersma@sfgov.org](mailto:michelle.allersma@sfgov.org)

Or visit:

<http://www.sfcontroller.org>

## Executive Summary

- We project a \$125.2 million General Fund ending balance in the current fiscal year, a \$241.0 million improvement from the \$115.9 million shortfall projected in the November 9, 2020 Three Month Report.
- Application of this additional current year fund balance would reduce the projected shortfalls in the upcoming two-year budget to \$528.0 million. The January 2021 Joint Report assumed the \$115.9 million FY 2020-21 shortfall was solved in the current year. In addition, is projected shortfalls of \$411.1 million in FY 2021-22 and an additional \$242.1 million in FY 2022-23, for a cumulative total of \$653.2 million. These projections will be updated in March 2021.
- Federal and state legislative and regulatory actions are driving large revenue improvements, offset by mixed performance of local tax revenues. A state change in procedures governing allocation of property tax increment to redevelopment successor agencies, and pending state guidelines on the calculation of excess ERAF, are projected to increase property tax revenue retained in the City's General Fund. The Department of Public Health projects a revenue surplus due to federal legislation approved in late December 2020, which delayed the end date for federal funding for care of uninsured patients, as well as accelerated state reconciliation of behavioral health claims. Locally, real property transfer taxes are projected to exceed budgeted levels due to a greater number of commercial sales than anticipated, offsetting additional weakness in hotel, sales and business taxes. Finally, expenditure savings at the Human Services Agency are projected due to savings in Home Support Services, County Adult Assistance, and other programs.
- These projections do not reflect numerous proposals intended to mitigate the economic and financial impact of the pandemic which, if adopted, would substantially reduce or eliminate the projected ending balance.
  - A proposed ordinance to appropriate \$11.4 million from the General Reserve to the Mayor's Office of Housing and Community Development for rent relief and for the acquisition, creation and operation of affordable, social housing.
  - A proposed deferral of business registration fees currently due May 31, 2021 to November 1, 2021, which would shift approximately \$37.0 million of revenue from the current fiscal year to FY 2021-22.
  - A proposed waiver of certain business registration fees and license fees for businesses with less than \$25 million in San Francisco gross receipts from business activities precluded by local health orders.
  - Potential legislation to appropriate funds to backfill some or all of the projected \$22.0 million shortfall in hotel tax revenues to arts organizations.
  - Potential legislation to appropriate funds for loans and grants to businesses impacted by the public health emergency.

- General Fund support of COVID emergency response costs is projected to end the fiscal year with a balance, reducing the need for additional appropriations next fiscal year. Total projected response expenditures of \$725.3 million represent an increase of \$145.8 million from projections in our Three-Month Report but are more than offset by increased revenues resulting from increases in claimed federal emergency revenue sources.
- Economically sensitive revenues are subject to historically high levels of uncertainty given the course of the pandemic and its economic effects. Business tax revenues are projected to be \$158.3 million below budget and \$59.6 million below Three-Month Report projections, given our assumption of the effect of continued health orders on telecommuting levels. Postponement of the tax year 2020 business tax filing deadline from March 1 to April 30, 2020, will result in a high level of uncertainty about current year revenue until late in the summer. General Fund Hotel tax revenues are projected to be \$27.9 million for the fiscal year, \$54.9 million below prior projections, assuming the beginning of a recovery of leisure tourism by the end of the fiscal year. Our projections of growth later this fiscal year in other economically sensitive revenues are similarly dependent on a gradual recovery beginning in coming months.
- The pending Federal stimulus bill is not included in these projections. Various Congressional committees are preparing reports that are intended to be incorporated in the \$1.9 trillion COVID relief reconciliation bill proposed by President Biden and authorized under the budget resolution approved by Congress last week. The bill includes \$350 billion in aid to state and local governments, and additional amounts for transportation, education and health agencies.

**Table 1. FY 2020-21 Projected General Fund Variances to Budget (\$ millions)**

	3-Month	6-Month	Change
FY 2019-20 Ending Fund Balance	391.7	388.8	(2.9)
Appropriation in the FY 2020-21 Budget	(370.4)	(370.4)	-
<b>A. FY 2020-21 Starting Fund Balance</b>	<b>21.3</b>	<b>18.4</b>	<b>(2.9)</b>
Citywide Revenue Shortfall	(132.1)	(18.3)	113.8
Baseline Contributions	46.4	34.2	(12.2)
Departmental Operations	(51.4)	90.9	142.3
Approved Supplemental Appropriations	-	-	-
Projected Use of General Reserve	-	-	-
<b>B. Current Year Revenues and Expenditures</b>	<b>(137.1)</b>	<b>106.8</b>	<b>243.9</b>
<b>C. Withdrawals from / (Deposits) to Reserves</b>	<b>-</b>	<b>-</b>	<b>-</b>
<b>D. FY 2020-21 Projected Ending Balance</b>	<b>(115.9)</b>	<b>125.2</b>	<b>241.0</b>

# FY 2020-21 Six-Month Budget Status Report

## A. GENERAL FUND STARTING BALANCE

Total projected uses of fund balance at the time the FY 2020-21 and FY 2021-22 budget was adopted were \$370.5 million, of which \$370.4 million was appropriated in FY 2020-21 and \$0.1 million was appropriated in FY 2021-22. General Fund available fund balance at the end of FY 2019-20 was \$10.4 million more than appropriated and assigned.

## B. CURRENT YEAR REVENUES AND EXPENDITURES

### Citywide Revenue Surplus

As shown in Table 2, citywide revenues are projected to be \$18.3 million below budget, an improvement of \$113.8 million from the 3 Month report, largely due to better than anticipated property tax; the passage of November 2020 Proposition I which increased real property transfer tax rates; and increased activity in real property transfer tax. These increases are offset by serious weakness in hotel, sales, and business taxes. Revenue variances are further described in Appendix 1.

**Table 2. General Fund Citywide Revenues Variances to Budget (\$ millions)**

	FY 2019-20	FY 2020-21				Variance	
	Actuals	Budget	3-Mo	6-Mo	3-Mo Vs Budget	Vs Budget	Vs 3-Mo
Property Taxes	2,071.9	2,019.6	2,067.6	2,215.2	48.0	195.6	147.6
Property Tax	1,833.6	1,832.6	1,860.0	1,922.0	27.4	89.4	62.0
Excess ERAF	238.3	187.0	207.6	293.2	20.6	106.2	85.6
Business Taxes	822.2	826.4	727.5	668.1	(98.9)	(158.3)	(59.4)
Sales Tax - Local 1%	180.2	183.7	171.3	140.2	(12.4)	(43.5)	(31.0)
Hotel Room Tax	252.2	126.2	82.8	27.9	(43.4)	(98.4)	(55.0)
Utility User & Access Line Taxes	143.9	130.0	126.8	124.4	(3.2)	(5.5)	(2.4)
Parking Tax	69.5	59.4	41.5	41.5	(17.8)	(17.8)	-
Real Property Transfer Tax	334.5	138.0	138.0	253.8	-	115.8	115.8
Sugar Sweetened Beverage Tax	13.2	14.0	10.5	10.5	(3.5)	(3.5)	-
Stadium Admissions Tax	2.8	2.5	-	-	(2.5)	(2.5)	-
Cannabis Tax	-	4.3	4.9	-	0.7	(4.3)	(4.9)
Franchise Taxes	16.0	15.6	14.1	14.1	(1.6)	(1.6)	-
Interest Income	78.8	23.5	21.9	32.4	(1.6)	8.9	10.5
Public Safety Realignment	41.1	36.0	33.2	38.8	(2.8)	2.8	5.6
Public Safety Sales Tax	103.9	97.1	103.6	103.9	6.5	6.9	0.4
Airport Transfer In	33.5	25.1	15.2	12.3	(9.9)	(12.9)	(2.9)
<b>Total Citywide Revenues</b>	<b>4,163.6</b>	<b>3,701.4</b>	<b>3,558.9</b>	<b>3,683.0</b>	<b>(143.5)</b>	<b>(18.3)</b>	<b>125.2</b>

## Baseline Contributions

Table 3 shows the impact of voter-mandated spending requirements. The General Fund portion of the baseline contribution decreased by \$34.2 million compared to budget and increased by \$12.2 million versus the Three-Month projection. Highlights:

- MTA baselines are projected to be \$24.5 million under budget, due to modest growth in Aggregate Discretionary Revenue (ADR) and delays to the opening of the Central Subway.
- The Library baseline and property tax set-aside is projected to be \$0.5 million below budget, after a \$3.8 million return to the General Fund.
- The total Public Education Enrichment Fund annual contribution to SFUSD and OECE is projected to decrease by \$0.9 million from budget.
- The Children and Transitional-Aged Youth expenditure baselines were funded above the required levels in the adopted FY 2020-21 budget, therefore the projected increase in ADR does not increase spending requirements for them.

**Table 3. General Fund Baseline and In-Lieu Transfers (\$ millions)**

	FY 2019-20	FY 2020-21			Variance	
	Actuals	Budget	3-Mo	6-Mo	Vs Budget	Vs 3-Mo
<b>General Fund Aggregate Discretionary Revenue (ADR)</b>	<b>\$ 3,942.7</b>	<b>\$ 3,486.8</b>	<b>\$ 3,351.5</b>	<b>\$ 3,456.5</b>	<b>\$ (30.3)</b>	<b>\$ 105.0</b>
<b>Municipal Transportation Agency (MTA)</b>						
MTA - Municipal Railway Baseline: 6.686% ADR	263.6	233.1	224.1	231.1	(2.0)	7.0
MTA - Central Subway	-	7.6	-	-	(7.6)	-
MTA - Parking & Traffic Baseline: 2.507% ADR	98.8	87.4	84.0	86.7	(0.8)	2.6
MTA - Population Adjustment	49.7	55.4	55.6	55.6	0.2	-
MTA - 80% Parking Tax In-Lieu	55.6	47.5	33.2	33.2	(14.3)	-
<b>Subtotal Municipal Transportation Agency</b>	<b>\$ 467.7</b>	<b>\$ 431.0</b>	<b>\$ 396.9</b>	<b>\$ 406.5</b>	<b>\$ (24.5)</b>	<b>\$ 9.7</b>
<b>Library Preservation Fund</b>						
Library - Baseline: 2.286% ADR, net of General Fund Return	90.1	79.7	76.6	75.2	(4.5)	(1.4)
Library - Property Tax: \$0.025 per \$100 Net Assessed Valuation (NAV)	65.3	67.4	68.7	71.4	4.0	2.6
<b>Subtotal Library</b>	<b>155.4</b>	<b>147.1</b>	<b>145.3</b>	<b>146.6</b>	<b>(0.5)</b>	<b>1.3</b>
<b>Children's Services</b>						
Children's Services Baseline - Requirement: 4.830% ADR	203.1	168.4	161.9	166.9	(1.5)	5.1
Children's Services Baseline - Eligible Items Budgeted	266.6	207.2	207.2	207.2	-	-
Transitional Aged Youth Baseline - Requirement: 0.580% ADR	24.4	20.2	19.4	20.1	(0.2)	0.6
Transitional Aged Youth Baseline - Eligible Items Budgeted	31.4	32.4	32.4	32.4	-	-
Public Education Services Baseline: 0.290% ADR (50% GF)	11.4	10.1	9.7	10.0	(0.1)	0.3
Children and Youth Fund Property Tax Set-Aside: \$0.0375-0.4 per \$100 NAV	104.5	107.8	109.9	114.2	6.4	4.3
Public Education Enrichment Fund: 3.057% ADR	120.5	106.6	102.5	105.7	(0.9)	3.2
1/3 Annual Contribution to Preschool for All	40.2	35.5	34.2	35.2	(0.3)	1.1
2/3 Annual Contribution to SF Unified School District	80.3	71.1	68.3	70.4	(0.6)	2.1
<b>Subtotal Children's Services</b>	<b>534.4</b>	<b>464.1</b>	<b>461.7</b>	<b>469.4</b>	<b>5.4</b>	<b>7.8</b>
<b>Recreation and Parks</b>						
Open Space Property Tax Set-Aside: \$0.025 per \$100 NAV	65.3	67.4	68.7	71.4	4.0	2.6
Recreation & Parks Baseline - Requirement	76.2	76.2	76.2	76.2	-	-
Recreation & Parks Baseline - Budgeted	82.1	84.0	84.0	84.0	-	-
<b>Subtotal Recreation and Parks</b>	<b>147.4</b>	<b>151.4</b>	<b>152.7</b>	<b>155.4</b>	<b>4.0</b>	<b>2.6</b>
<b>Other Financial Baselines</b>						
Housing Trust Fund Requirement	36.8	39.6	39.6	39.6	-	-
Housing Trust Fund Budget	57.1	39.6	39.6	39.6	-	-
Dignity Fund	50.1	50.1	50.1	50.1	-	-
Street Tree Maintenance Fund	20.3	18.0	17.3	17.8	(0.2)	0.5
Municipal Symphony Baseline: \$0.00125 per \$100 NAV	3.5	3.8	3.8	3.8	-	-
City Services Auditor: 0.2% of Citywide Budget	20.1	22.9	22.9	22.9	-	-
Mission Bay Transportation Improvement Fund	7.6	7.4	3.2	3.2	(4.2)	-
<b>Subtotal Other Financial Baselines</b>	<b>158.6</b>	<b>141.7</b>	<b>136.8</b>	<b>137.3</b>	<b>(4.3)</b>	<b>0.5</b>
<b>* General Fund Impact</b>					<b>\$ (34.2)</b>	<b>\$ 12.2</b>



## Departmental Operations

The Controller's Office projects a net departmental operating surplus of \$90.9 million summarized in Table 4 below and further detailed in Appendix 2.

**Table 4. FY 2020-21 Departmental Operating Summary (\$ millions)**

*Note: Figures may not sum due to rounding.*

	Revenue Surplus / (Shortfall)	Uses Savings / (Deficit)	Net Surplus / (Shortfall)
<b>Net Shortfall Departments</b>			
Recreation and Park	(13.6)	3.4	(10.3)
Fire Department	(6.5)	(0.1)	(6.6)
City Planning	(9.8)	3.7	(6.1)
Public Works	(2.0)	(2.1)	(4.1)
Police	(1.3)	(1.9)	(3.2)
Children, Youth, and Their Families	-	(0.8)	(0.8)
Treasurer/Tax Collector	(0.8)	0.3	(0.6)
<b>Subtotal Departments with Net Shortfall</b>	<b>(34.0)</b>	<b>2.5</b>	<b>(31.7)</b>
<b>Net Surplus Departments</b>			
Public Health	68.6	1.4	70.0
Human Services Agency	7.4	27.5	35.0
General City Responsibility	2.0	1.1	3.1
Homelessness & Supportive Housing	-	2.6	2.6
Juvenile Probation	0.1	1.9	2.0
City Administrator	(2.4)	4.1	1.7
Sheriff	0.5	0.8	1.3
Human Resources	(0.9)	2.1	1.2
Superior Court	-	1.2	1.2
Mayor	-	1.0	1.0
Assessor/Recorder	0.8	-	0.8
Controller	-	0.6	0.6
Police Accountability	(0.1)	0.6	0.6
Board of Supervisors	0.1	0.3	0.4
Human Rights Commission	-	0.3	0.3
Ethics Commission	-	0.3	0.3
Other Departments	(9.2)	9.6	0.5
<b>Subtotal Departments with Net Surplus</b>	<b>66.9</b>	<b>55.4</b>	<b>122.5</b>
<b>TOTAL</b>	<b>32.9</b>	<b>57.9</b>	<b>90.9</b>

## Supplemental Appropriations

Two supplemental appropriations have been introduced or pending at the Board of Supervisors, totaling \$11.6 million use of the General Reserve. Neither has been fully approved; they are therefore not assumed in our projections. Uses of the General Reserve in the current fiscal year require a like amount to be deposited in the budget year.

Department	Status	Use	
MOHCD - Rent Relief and Social Housing	Pending	\$	11.4
DBI - Accessory Dwelling Unit	Introduced	\$	0.2
<b>Potential Uses of General Reserve</b>		<b>\$</b>	<b>11.6</b>
<b>Approved Uses of General Reserve</b>		<b>\$</b>	<b>-</b>

## C. WITHDRAWALS FROM / DEPOSITS TO RESERVES

Compared to budget, no additional deposits or withdrawals are assumed in this report. The \$1.9 million use of the COVID Response and Economic Loss Reserve by the Human Services Agency to assist small businesses in Chinatown is assumed to be fully spent. A discussion of the status of reserves is included in Appendix 4.

## D. PROJECTED ENDING FUND BALANCE OF \$125.2 MILLION

Based on the above assumptions and projections, this report anticipates an ending available General Fund balance for FY 2020-21 of \$125.2 million, a \$241.0 million improvement from the prior projection of a \$115.9 million shortfall.

## OTHER FUNDS

Special revenue funds are used for departmental activities that have dedicated revenue sources or legislative requirements that mandate the use of segregated accounts outside the General Fund. Some of these special revenue funds receive General Fund baseline transfers and other subsidies.

Enterprise funds are used primarily for self-supporting agencies, including the Airport, Public Utilities Commission and the Port. The Municipal Transportation Agency receives a significant General Fund subsidy.

Projected General Fund Support requirements for these funds are included in the department budget projections in Appendix 2. Appendix 4 provides a table of selected special revenue and enterprise fund projections and a discussion of their operations.

## UPCOMING PROJECTIONS

An update to the Joint Report in March 2021 will provide revenue and expenditure projections for FY 2021-22 through FY 2025-26 and will incorporate fund balance projections identified in

this report. FY 2020-21 projections will be updated in the Nine-Month Budget Status Report, scheduled to be published in early May 2021.

## SIX-MONTH OVERTIME REPORT

Administrative Code Section 18.13-1 requires the Controller to submit overtime reports to the Board of Supervisors at the time of the Six-Month and Nine-Month Budget Status Reports, and annually. Appendix 5 presents actual overtime expenditures through the first six months of the year. Administrative Code Section 3.17 requires select departments to request a supplemental appropriation to increase overtime budgets in annual operating funds.

## APPENDICES

1. General Fund Revenues and Transfers In
2. General Fund Department Projections
3. COVID Emergency Response Revenues & Expenditures
4. Status of Reserves
5. Other Funds Highlights
6. Overtime Report

# Appendix 1. General Fund Revenues and Transfers In

As shown in Table A1-1, total General Fund revenues are projected to be \$47.5 million below revised budget, of which \$18.3 million is due to projected shortfalls in citywide revenue as discussed in this Appendix 1, and \$29.2 million is due to projected shortfalls in departmental General Fund revenues, particularly in charges for services.

**Table A1-1: Detail of General Fund Revenue and Transfers In (\$ millions)**

GENERAL FUND (\$ Millions)	FY 2019-20		FY 2020-21				Note
	Year End Actual	Original Budget	Revised Budget	3-Month	6-Month	Surplus/ Shortfall	
<b>PROPERTY TAXES</b>	\$ 2,071.9	\$ 2,019.6	\$ 2,019.6	\$ 2,067.6	\$ 2,215.2	195.6	1
<b>BUSINESS TAXES</b>							
Business Registration Tax	10.5	80.5	80.5	74.0	74.0	(6.5)	
Payroll Tax	253.2	220.7	220.7	176.5	91.3	(129.4)	
Gross Receipts Tax	544.0	512.2	512.2	466.4	492.2	(20.0)	
Admin Office Tax	14.6	13.0	13.0	10.6	10.6	(2.4)	
<b>Total Business Taxes</b>	<b>822.2</b>	<b>826.4</b>	<b>826.4</b>	<b>727.5</b>	<b>668.1</b>	<b>(158.3)</b>	2
<b>OTHER LOCAL TAXES</b>						-	
Sales Tax	180.2	183.7	183.7	171.3	140.2	(43.5)	3
Hotel Room Tax	252.2	126.2	126.2	82.8	27.9	(98.4)	4
Utility Users Tax	94.2	81.1	81.1	76.5	74.2	(6.9)	5
Parking Tax	69.5	59.4	59.4	41.5	41.5	(17.8)	6
Real Property Transfer Tax	334.5	138.0	138.0	152.4	253.8	115.8	7
Sugar Sweetened Beverage Tax	13.2	14.0	14.0	10.5	10.5	(3.5)	
Stadium Admission Tax	2.8	2.5	2.5	0.0	0.0	(2.5)	
Access Line Tax	49.7	48.9	48.9	50.3	50.3	1.4	
Cannabis Tax	0.0	4.3	4.3	4.9	0.0	(4.3)	8
<b>Total Other Local Taxes</b>	<b>996.3</b>	<b>658.0</b>	<b>658.0</b>	<b>590.2</b>	<b>598.3</b>	<b>(59.7)</b>	
<b>LICENSES, PERMITS &amp; FRANCHISES</b>						-	
Licenses & Permits	9.1	7.5	7.5	7.5	4.3	(3.3)	
Franchise Fee	16.0	15.6	15.6	14.1	14.1	(1.6)	
<b>Total Licenses, Permits &amp; Franchises</b>	<b>25.1</b>	<b>23.2</b>	<b>23.2</b>	<b>21.6</b>	<b>18.4</b>	<b>(4.8)</b>	
<b>FINES, FORFEITURES &amp; PENALTIES</b>	<b>3.6</b>	<b>2.3</b>	<b>2.3</b>	<b>2.3</b>	<b>2.3</b>	<b>-</b>	
<b>INTEREST &amp; INVESTMENT INCOME</b>	<b>78.8</b>	<b>23.5</b>	<b>23.5</b>	<b>21.9</b>	<b>32.4</b>	<b>8.9</b>	9
<b>RENTS &amp; CONCESSIONS</b>	<b>9.7</b>	<b>10.9</b>	<b>10.9</b>	<b>10.9</b>	<b>7.7</b>	<b>(3.2)</b>	

GENERAL FUND (\$ Millions)	FY 2019-20	FY 2020-21					Note
	Year End Actual	Original Budget	Revised Budget	3-Month	6-Month	Surplus/ Shortfall	
<b>INTERGOVERNMENTAL REVENUES</b>						-	
Federal Government	424.1	616.7	646.6	616.7	646.6	-	
State Government						-	10
Health & Welfare Realignment - Sales Tax	177.9	154.4	154.4	153.5	172.7	18.3	
Health & Welfare Realignment - VLF	41.6	35.7	35.7	35.5	38.3	2.7	
Public Safety Sales Tax	103.9	97.1	97.1	103.6	103.9	6.9	
Public Safety Realignment (AB109)	41.1	36.0	36.0	33.2	38.8	2.8	
All Other	445.4	437.9	449.7	437.9	442.2	(7.5)	
Total State Grants and Subventions	809.9	761.1	772.9	763.8	796.0	23.1	
Other Regional Government						-	
Redevelopment Agency	2.4	2.9	12.6	2.9	11.3	(1.3)	
<b>CHARGES FOR SERVICES</b>	220.8	235.5	235.5	235.5	206.3	(29.2)	
<b>RECOVERY OF GEN. GOV'T. COSTS</b>	12.9	21.8	21.8	21.8	21.8	-	
<b>OTHER REVENUES</b>	49.1	25.3	46.9	26.4	41.2	(5.7)	
<b>TOTAL REVENUES</b>	5,526.8	5,227.2	5,300.2	5,109.1	5,265.5	(34.6)	
<b>TRANSFERS INTO GENERAL FUND:</b>						-	
Airport	33.5	25.1	25.1	15.2	12.3	(12.9)	11
Other Transfers	157.1	422.0	423.4	422.0	423.4	-	
Total Transfers In	190.6	447.1	448.5	437.2	435.7	(12.9)	
<b>TOTAL GENERAL FUND RESOURCES</b>	\$ 5,717.5	\$ 5,674.3	\$ 5,748.7	\$ 5,546.3	\$ 5,701.2	(47.5)	

## 1. Property Tax

Total property tax revenue in the General Fund is projected to be \$195.6 million (9.7%) above budget and \$143.3 million (6.9%) above prior year actual revenue. Changes in excess ERAF account for \$54.9 million of the increase from prior year and \$106.2 million of the increase from budget.

The FY 2020-21 budget was prepared assuming valuation reductions from a proposed state law to expand criteria for mid-year calamity reassessments to include the pandemic's effect on property values (SB1431 from the 2019-2020 Regular Session) and more generally for local Assessment Appeals Board (AAB) filings. The proposed legislative change to calamity reassessment law has since expired in committee. In addition, the primary AAB filing period for annual secured property assessments passed on September 15, 2020, providing a clearer picture of potential property tax refunds. These changes increase projected property tax revenues by \$45.0 million.

Supplemental and escape related property assessments, which are triggered by new construction or changes in the majority ownership of properties, are being enrolled by the Assessor at higher rates than assumed in the budget, increasing projected revenue by approximately \$14.0 million and \$10.5 million, respectively.

Due to a change in practice by the California Department of Finance, property tax increment earned in former redevelopment areas (e.g. Mission Bay Transbay, Hunters Point Shipyard/Candlestick) and pledged to developers may no longer be accumulated by the Office of Community Investment and Infrastructure for future reimbursement to developers. Beginning in the current year, the Department of Finance will only approve distributions to successor agencies for the amounts billed by the developers, which were finalized in December 2020. The

remaining tax increment is distributed among the other taxing entities, resulting in an increase of approximately \$20 million in General Fund property tax revenue.

The changes noted above also increase property tax revenues distributed to the San Francisco Unified School District, the San Francisco County Office of Education, and City College. As these direct local property tax revenues for schools increases, the amount of property tax revenue initially shifted by state law to the Educational Revenue Augmentation Fund (ERAF) to be distributed to the schools is reduced (bottom line residual), increasing the amount of excess ERAF returned to the General Fund. Also, the changes noted above increase the amount of General Fund property tax revenues initially shifted by state law to ERAF, thereby increasing excess ERAF on the top line. The net effect is a \$50.2 million increase in excess ERAF compared to the budget and \$29.6 million compared to the Three-Month Report.

At the end of February, the California Department of Education and California Community Colleges Chancellor's Office will release FY 2019-20 annual reports and the FY 2020-21 First Principal Apportionment (P-1) reports that may adjust ERAF entitlement amounts for local education entities in both years, which would in turn affect the City's excess ERAF revenue.

Finally, the City has received a summary of guidance on the calculation of excess ERAF from the California State Controller's Office. While detailed written instructions were not available as of the writing of this report, based on our understanding of their contents, we project the General Fund will receive additional excess ERAF \$56.0 million in FY 2020-21, or \$43.1 after baseline allocations. State legislative changes are likely to be introduced in the coming months and could apply retroactively, creating uncertainty about future excess ERAF revenue.

Property tax set asides to special revenue funds are shown in Table 3 of the Executive Summary.

## 2. Business Tax

Business tax revenues in the General Fund include business registration fees, payroll taxes, gross receipts taxes, and administrative office taxes, and are projected to be \$668.1 million in FY 2020-21, or \$158.3 million (19.2%) below budget and \$154.1 million (18.7%) below prior year actual revenues. Due to the passage of Proposition F, the business tax overhaul, on the November 2020 ballot, the payroll tax will be eliminated for tax year 2021 to be offset by increases in the gross receipts tax rates.

The COVID-19 emergency continues to significantly affect the business tax revenue base. Because of the timing of business tax payments, revenues in FY 2020-21 are driven by the economic conditions in 2020. Our projection assumes underlying economic contraction of 5% in tax year 2020. This decline is offset by the decision to delay business registration fees due in May 2020 until May 2021, which transferred about \$45 million from FY 2019-20 into FY 2020-21. Due to business closures and reduced economic activity, we assume that the amount collected in May 2021 will be less than the amount we had expected in May 2020.

For tax year 2021, the Treasurer-Tax Collector removed penalties on businesses that do not remit their quarterly prepayment of business taxes by the due date. Without a penalty for late payment, some business tax payments for tax year 2021 that would ordinarily be received in FY 2020-21 may not be received until FY 2021-22. Although this will not affect total revenue for the

tax year, it increases the uncertainty about collections in the current fiscal year. We estimate revenue will be reduced by \$40 million in FY 2020-21 as businesses delay payments into the following fiscal year.

Businesses owe payroll tax only on employees that physically work within the City. For certain categories of businesses, the gross receipts tax is also dependent on their San Francisco payroll. Approximately 70% of the payroll tax base comes from office-using sectors, like Information and Professional Services, and approximately half of workers in these sectors live outside of San Francisco. The budget assumed that in these sectors, 50% of non-essential workers would telecommute through December 2020 and 20% through December 2021.

As the State and County reimposed shelter-in-place restrictions and companies have extended their telecommute policies further into the future, we have reflected these assumptions in our projection. For the first nine months of FY 2020-21, we assume that 100% of non-essential workers in office-using industries telecommute and 75% telecommute in the final three months of the fiscal year.

Because businesses are billed for their quarterly prepayments based on their tax liability in the prior year, we will be unable to verify our assumptions about the extent of telecommuting in tax year 2020 until businesses file their tax returns. The filing deadline for tax year 2020 has been moved from March 1 to April 30, and businesses can request an extension until June 30. This delay raises additional uncertainty about FY 2020-21 that may not be resolved until the end of the fiscal year.

### **3. Local Sales Tax**

Local sales tax revenues are projected to be \$140.2 million, which is \$43.5 million (23.7%) below budget and \$40.0 million (22.2%) below prior year. The decline is primarily due to decreases in the City's daytime population, which affects businesses who rely on workers and visitors to shop and dine out. Year-to-date, disproportionately large losses have been experienced in the restaurant and hospitality industry and at fuel and services stations. In addition, there is evidence that the City's residential population has declined since the onset of the pandemic. Unlike other California counties, sales tax collected from online retailers did not offset losses at brick-and-mortar stores. The projection includes two large audit corrections totaling \$5.3 million, partially offset by a \$3.0 million audit-related refund.

### **4. Hotel Room Tax**

Hotel taxes for all funds are projected to be \$36.2 million, \$120.4 million (76.9%) below budget and \$245.4 million (87.1%) below prior year. General Fund hotel tax revenues are projected to be \$27.9 million, which is \$98.4 million (77.9%) below budget and \$224.3 million (89.0%) below prior year actual revenues due to the restrictions on non-essential travel.

Hotel tax is highly correlated with the hotel industry indicator, revenue per available room (RevPAR). RevPAR is the combined effect of occupancy and average daily room rates. RevPAR for the first half of FY 2020-21 decreased to \$38.0, which is an 83.2% drop from pre-pandemic RevPAR of \$226.5 for the same period last year. In December 2020, RevPAR dropped to \$24.0. For the remainder of the fiscal year, we project RevPAR to decline to the twenties and teens, due to lagged impacts of the holiday COVID surge and associated travel restrictions, as well as

generally lower RevPAR in the winter and spring. The projection assumes that average RevPAR for FY 2020-21 is \$21.0. Enplanements at the San Francisco International Airport improved incrementally in the fall of 2020 but declined again in December 2020 with reimposition of travel restrictions. Even with accelerating vaccine distribution this spring, we anticipate a lag before leisure travelers will feel comfortable flying to San Francisco and anticipate further lags before businesses resume employee travel for meetings and conferences.

November 2018 Proposition E allocates 1.5% of the 14% hotel tax rate (or approximately 10.7% of total hotel tax revenue) to arts programming outside of the General Fund. Due to the unprecedented decline in hotel tax revenues, the allocation to arts programs is projected to be \$3.9 million, or \$22.0 million (85.0%) below budget and \$24.9 million (86.5%) below prior year actual revenues, as shown in Table A1.1 below.

Table A1.1 Hotel Tax for the Arts, FY 2021-21 Budget versus Projected Allocations (\$ millions)

	<b>Budget</b>	<b>6-Month</b>	<b>Variance</b>
Grants for the Arts	13.2	2.0	(11.2)
Arts Impact Endowment	2.0	0.3	(1.7)
Cultural Centers	3.1	0.5	(2.6)
Cultural Equity Endowment	5.2	0.8	(4.4)
Cultural Districts	2.4	0.4	(2.1)
<b>Total</b>	<b>25.9</b>	<b>3.9</b>	<b>(22.0)</b>

## 5. Utility Users Tax

Utility user tax revenue in FY 2020-21 is projected to be \$74.2 million, which is \$6.9 million (8.5%) below budget and \$20.0 million (21.3%) below prior year actual. Due to business capacity reductions and intermittent closures related to the public health emergency, businesses are anticipated to reduce their utility consumption, particularly electricity and gas. As residential consumers are exempt from the tax on electricity and gas consumption, business closures have a disproportionate effect.

## 6. Parking Tax

Parking tax revenue in FY 2020-21 is projected to be \$41.5 million, which is \$17.8 million (30.1%) below budget and \$28.0 million (40.1%) below prior year actual. This projection reflects year to date collections through the first half of the year, which have been depressed compared to pre-pandemic levels due to reduced parking activity related to the City's shelter-in-place orders and fewer commuters, tourists and visitors. Revenues are deposited into the General Fund, from which an amount equivalent to 80% is transferred to the MTA for public transit under Charter Section 16.1110.

## 7. Real Property Transfer Tax

Real property transfer tax revenue in FY 2020-21 is projected to be \$253.8 million, which is \$115.8 million (83.9%) above budget and \$80.7 million (24.1%) below prior year actual revenues. The increase is due to higher than anticipated levels of commercial real estate activity in the first six months of the year, and the passage of Proposition I, which increased transfer tax rates for

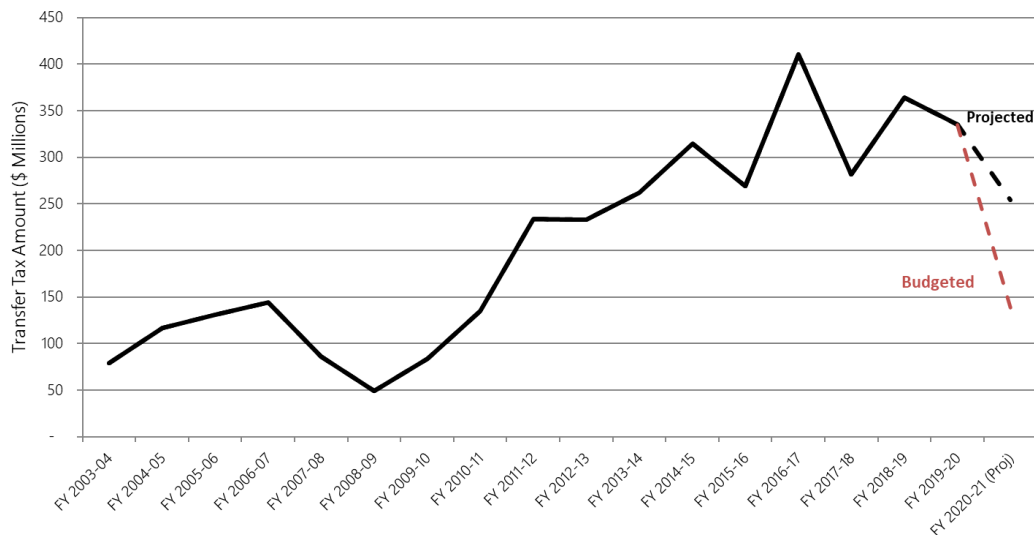


transactions over \$10.0 million. Proposition I, which takes effect in January 2021, is estimated to increase revenue by \$26.1 million in FY 2020-21, or approximately \$20.1 million after baselines.

Transfer tax revenue is one of the General Fund's most volatile sources and is highly dependent on several factors, including interest rates, credit availability, foreign capital availability, and the relative attractiveness of San Francisco real estate compared to other investment options, all of which have been favorable for San Francisco commercial and residential real estate in recent years. However, the shift to telecommuting and its effect on the future value of office real estate is highly uncertain.

The tax is highly progressive and volatile, with a handful of high-value transactions generating a majority of the tax. For example, in FY 2018-19, less than 1% of transactions were greater than \$25.0 million, but generated 60% of revenue. The graph below shows the volatility of this revenue over the past 15 years.

Real Property Transfer Tax, FY 2003-04 through FY 2020-21 (Projected) (\$millions)



## 8. Cannabis Tax

The cannabis tax was initially set to take effect on January 1, 2021. However, in November 2020, the Mayor and Board of Supervisors delayed the imposition of the tax to January 1, 2022 and increased the exemption thresholds. Thus, none of the \$4.3 million of budgeted revenues will be realized.

## 9. Interest & Investment Income

Interest and investment revenues in the General Fund are projected to be \$32.4 million, which is \$8.9 million (37.9%) above budget and \$46.5 million (58.9%) below prior year actual revenues. Projections reflect the Federal Reserve's policy to keep interest rates within a target range of 0% to 0.25%. The projection was adjusted based on year-to-date performance of the Treasurer's investment pool, which has been declining as higher-yield, long-term investments expire and replaced with shorter-term investments.

## **10. State Subventions**

State grants and subventions are projected to total \$796.0 million, \$23.1 million (3.0%) above revised budget and \$13.9 million (1.7%) below prior year actual revenues. The projected increase from budget is primarily driven by State sales tax-based subventions performing better than anticipated due to strength in sales tax in the rest of California relative to San Francisco. These subventions include Health & Welfare realignment, Public Safety realignment, and Public Safety sales tax. These increases are slightly offset by net decreases in other state sources.

## **11. Airport Transfer In**

The Airport's annual service payment to the General Fund is projected to be \$12.3 million, which is \$12.9 million (51.2%) below budget and \$21.2 million (63.4%) below prior year actuals. The San Francisco International Airport (SFO) transfers 15% of its annual concession revenue to the City's General Fund. This revenue is dependent upon lease agreements with concessionaires and passenger traffic. In April 2020, enplanements at SFO decreased by 97% compared to prior year. As of December 2020, enplanements have improved but are still 80% below prior year. Confidence in the safety of resuming travel and the City's re-opening timeline are anticipated to drive the airport transfer in and hotel tax. Given the strong connection between these two revenues, the Controller's Office projects changes to the airport transfer-in using factors similar to the hotel tax projection and will work closely with the Airport to monitor passenger activity levels and to revise the forecast.

## Appendix 2. General Fund Department Projections

**Table A2-1. General Fund Supported Operations (\$ millions)**

*Note: Figures may not sum due to rounding.*

GENERAL FUND (\$ MILLIONS)	Expenditures - Revised Budget	Expenditures - Projected Year End	Revenue Surplus/ (Deficit)	Expenditure Savings/ (Deficit)	Net Surplus/ (Deficit)	Notes
<b>PUBLIC PROTECTION</b>						
Adult Probation	41.7	41.7	(0.1)	-	(0.0)	1
Superior Court	33.5	32.3	-	1.2	1.2	2
District Attorney	61.1	61.1	-	-	-	
Emergency Management	63.3	63.3	-	-	-	
Fire Department	396.1	396.1	(6.5)	-	(6.5)	3
Juvenile Probation	35.1	33.2	0.1	1.9	2.0	4
Public Defender	42.6	42.4	-	0.2	0.2	5
Police	586.5	588.4	(1.3)	(1.9)	(3.2)	6
Sheriff	246.8	246.0	0.5	0.8	1.3	7
Police Accountability	10.7	10.0	(0.1)	0.6	0.6	8
<b>PUBLIC WORKS, TRANSPORTATION &amp; COMMERCE</b>						
Public Works	79.4	83.1	(2.0)	(2.1)	(4.1)	9
Economic & Workforce Development	92.9	86.1	(6.8)	6.8	-	10
Port	9.0	8.4	(1.3)	1.3	-	11
Board of Appeals	1.2	1.0	(0.2)	0.2	-	12
<b>HUMAN WELFARE &amp; NEIGHBORHOOD DEVELOPMENT</b>						
Children, Youth and Their Families	27.5	28.3	-	(0.8)	(0.8)	13
Human Services Agency	988.6	961.1	7.4	27.5	35.0	14
Human Rights Commission	9.7	9.4	-	0.3	0.3	15
Homelessness and Supportive Housing	214.6	212.0	-	2.6	2.6	16
Status of Women	10.6	10.6	-	-	-	
<b>COMMUNITY HEALTH</b>						
Public Health	1,345.3	1,343.9	68.6	1.4	70.0	17
<b>CULTURE &amp; RECREATION</b>						
Asian Art Museum	10.1	10.1	-	-	-	
Arts Commission	9.0	9.0	-	-	-	
Fine Arts Museum	18.0	17.9	-	0.1	0.1	18
Law Library	2.0	1.9	-	0.1	0.1	19
Recreation and Park Department	102.1	98.7	(13.6)	3.4	(10.3)	20
Academy of Sciences	5.8	5.8	-	-	-	
War Memorial	9.3	9.3	-	-	-	
<b>GENERAL ADMINISTRATION &amp; FINANCE</b>						
City Administrator	128.6	124.6	(2.4)	4.1	1.7	21
Assessor/Recorder	27.1	27.1	0.8	-	0.8	22
Board of Supervisors	19.0	18.7	0.1	0.3	0.4	23
City Attorney	93.8	93.8	-	-	-	
Controller	86.3	85.7	-	0.6	0.6	24
City Planning	52.4	48.8	(9.8)	3.7	(6.2)	25
Civil Service Commission	1.3	1.3	-	-	-	
Ethics Commission	4.8	4.5	-	0.3	0.3	26
Human Resources	29.4	27.3	(0.9)	2.1	1.2	27
Health Service System	12.5	12.4	-	0.2	0.1	28
Mayor	79.3	78.2	-	1.0	1.0	29
Elections	23.9	23.9	-	-	-	
Technology	4.6	3.8	(0.8)	0.8	-	30
Treasurer/Tax Collector	38.6	38.4	(0.8)	0.3	(0.6)	31
Retirement System	2.8	2.8	-	-	-	
<b>GENERAL CITY RESPONSIBILITY</b>	<b>210.6</b>	<b>209.6</b>	<b>2.0</b>	<b>1.1</b>	<b>3.1</b>	<b>32</b>
<b>TOTAL GENERAL FUND</b>	<b>5,267.7</b>	<b>5,212.1</b>	<b>33.0</b>	<b>57.9</b>	<b>90.9</b>	

## NOTES TO GENERAL FUND DEPARTMENT BUDGET PROJECTIONS

The following notes explain projected variances for select departments' revenues and expenditures compared to the revised budget.

### **1. Adult Probation**

The Adult Probation Department projects to end the fiscal year on budget. The department projects a salary and fringe benefits deficit of \$1.3 million and lower than budgeted work order recoveries of \$0.1 million. The department will have offsetting savings in payments for services provided by other departments, non-personnel services, and materials and supplies.

### **2. Superior Court**

The Superior Court projects \$1.2 million in expenditure savings in the Indigent Defense program due to the reduced level of jury trials as a result of COVID-19.

### **3. Fire Department**

The Fire Department projects to end the fiscal year with a \$6.5 million revenue shortfall due to lower inspection fee collections. Expenditures are projected to remain within budget.

### **4. Juvenile Probation**

The Juvenile Probation Department projects to end the fiscal year with an operating surplus of \$2.0 million, due to a revenue surplus of \$0.1 million from enhanced claiming of grant revenue and a \$1.9 million expenditure surplus in non-personnel services and materials and supplies due to a below average population in Juvenile Hall.

### **5. Public Defender**

The Public Defender's Office projects to end the fiscal year with a net surplus of \$0.2 million due to savings from personnel changes and from non-personnel services related to the slower than expected timing of court trials.

### **6. Police**

The Police Department projects to end the year with a net operating deficit of \$3.2 million. The department projects a revenue deficit of \$1.3 million, primarily due to decreases in fines and fees. The department projects exceeding expenditure authority by \$1.9 million, primarily due to overtime expenses, and may require a supplemental appropriation to offset this deficit.

### **7. Sheriff**

The Sheriff's Department projects to end the fiscal year with an operating surplus of \$1.3 million. A net expenditure surplus of \$0.8 million is due to debt service savings of \$1.3 million from the San Bruno Jail replacement project, offset by an expenditure deficit of \$0.5 million for unbudgeted costs to respond to COVID and civil unrest. The department projects a revenue surplus of \$0.5 million from reimbursements for security services provided to other city departments.

## **8. Department of Police Accountability**

The Department of Police Accountability projects to end the fiscal year with a \$0.6 million surplus. This is due to \$0.6 million in expenditure savings from staff vacancies. The expenditure savings is slightly offset by \$0.1 million less than budgeted projected recoveries from other departments.

## **9. Department of Public Works**

The Department of Public Works projects to end the year with a net \$4.1 million deficit. Revenues are projected to be \$2.0 million below budget due to decreased fee revenues in the Bureau of Street Use and Mapping. Expenditures are projected to exceed budget by \$2.1 million, mainly due to a \$5.5 million deficit due to spending in the Shared Spaces Program and COVID-19 response costs. This expenditure overage will be partially offset by \$3.4 million in savings from transfers and reductions of other programs. The department may require a supplemental appropriation to offset this deficit.

## **10. Economic and Workforce Development**

The Office of Economic and Workforce Development projects to end the year on budget. A projected \$6.8 million shortfall in developer exaction revenue will be offset by \$6.8 million in expenditure savings.

## **11. Port**

The Port projects ending the year on budget in the General Fund. The Department expects to incur \$8.4 million of expenditures for the Mission Bay Ferry Landing project this fiscal year and will receive associated revenue from the Office of Community Investment and Infrastructure (OCII). This is \$1.3 million below budget for both revenues and expenditures.

## **12. Board of Appeals**

The Board of Appeals projects ending the year on budget. Lower than budgeted surcharge revenues of \$0.2 million are projected to be offset by expenditure savings of a like amount.

## **13. Children, Youth and Their Families**

The Department of Children, Youth and Their Families projects to end the year with a \$0.8 million expenditure deficit. This is due to unexpected technology expenditures related to the implementation of Community Learning Hubs, which will need to be funded either by savings in other areas or through a supplemental appropriation.

## **14. Human Services Agency**

The Human Services Agency projects to end the year with a net surplus of \$35.0 million, comprised of a \$8.1 million revenue surplus and a \$26.9 million expenditure savings, as shown in Table A2-2.

In aid payments, the department projects a net \$1.1 million surplus, comprised of \$23.1 million in expenditure savings, offset by a \$22.0 million revenue deficit. The net surplus is primarily due to delayed implementation of wage increases, lower contract mode hours and lower health and

dental benefit rates for In-Home Supportive Services (IHSS) and lower than anticipated caseloads in County Adult Assistance Programs, CalWORKs and Foster Care Child Care Assistance. These savings are partially offset by an \$8.0 million budget shift from aid programs to operations and administration to address a shortfall for the Great Plates program.

For the department's operations and administration, a net \$33.8 million surplus is projected, comprised of a \$30.0 million revenue surplus and \$3.8 million in expenditure savings. The revenue surplus is primarily due to funding increases in General Operations and Special Projects (\$15.7 million), Medi-Cal (\$5.6 million), Aging and Adult Services (\$5.4 million), Food Stamps Eligibility, Employment and Training programs (\$2.6 million) and Child Welfare services (\$1.9 million). Expenditure savings are primarily due to \$10.1 million in savings in Medi-Cal due to redetermination, recertification, and/or reapplication (RRR) waivers during the pandemic, \$6.4 million underspending in CalWORKs and \$3.6 million underspending in Child Welfare services, based on a shift in the allocation of staff time to other program activities. These expenditure savings are offset by additional spending in Aging and Adult Services (\$6.5 million), Food Stamps Eligibility, Employment & Training (\$3.6 million) and County Adult Assistance Programs (\$3.5 million) in response to the increased and changing needs of vulnerable populations that have been more severely impacted during this pandemic, as well as cost of doing business increases and minimum compensation ordinance implementation (\$3.5 million).

In addition, the department identified a potential risk due to the transition of the ending of the Federal Title IV-E Waiver in September 2019 and the rapidly decreasing replacement of Federal funding. State law allows counties to create local reserves to manage this risk; should policymakers wish to fund such a reserve the projected surplus would be reduced.

**Table A2-2. Human Services Agency (\$ millions)**

	<b>Revenue Surplus / (Deficit)</b>	<b>Expenditure Surplus / (Deficit)</b>	<b>Net Surplus / (Deficit)</b>
<b>Aid Payments</b>			
In Home Supportive Services	(16.2)	16.3	0.1
Great Plates Feeding	-	(8.0)	(8.0)
County Adult Assistance Programs	(0.5)	8.0	7.4
CalWORKs	(3.6)	3.4	(0.1)
Foster Care & Foster Care Child Care Assistance	(1.3)	2.9	1.6
All Other Aid Programs	(0.3)	0.5	0.1
<b>Subtotal, Aid Payments</b>	<b>(22.0)</b>	<b>23.1</b>	<b>1.1</b>
<b>Operations &amp; Administration</b>			
Aging & Adult Services	5.4	(6.5)	(1.1)
CalWORKs and Workforce Development	0.9	6.4	7.3
Child Welfare	1.9	3.6	5.4
County Adult Assistance Programs	(0.5)	(3.5)	(4.0)
Food Stamps Eligibility, Employment & Training	2.6	(3.6)	(1.0)
General Operations & Special Projects	15.7	(3.5)	12.2
Medi-Cal	5.6	10.1	15.7
All Other Programs	(1.6)	0.9	(0.7)
<b>Subtotal, Operations &amp; Administration</b>	<b>30.0</b>	<b>3.8</b>	<b>33.8</b>

## 15. Human Rights Commission

The Human Rights Commission projects \$0.3 million in salary and benefits savings from delays in filling vacancies.

## 16. Homelessness and Supportive Housing

Homelessness and Supportive Housing projects to end the fiscal year with a net operating surplus of \$2.6 million due mainly to expenditure savings in contractual services, including savings from shelter closures required by the public health emergency and delays in starting new services funded in the FY 2020-21 budget.

## 17. Public Health

The Department of Public Health projects to end the fiscal year with a net operating surplus of \$70.0 million. Overall department revenues are projected to be \$68.6 million above budget, and expenditures are projected to have \$1.4 million in savings.

**Table A2-3. Department of Public Health by Fund (\$ millions)**

Fund	Sources Surplus/ (Shortfall)	Uses Savings/ (Deficit)	Net Surplus/ (Deficit)
Public Health General Fund	\$ 2.9	\$ (0.4)	\$ 2.5
Laguna Honda Hospital	\$ -	\$ 3.5	\$ 3.5
Zuckerberg San Francisco General Hospital	\$ 65.7	\$ (1.8)	\$ 63.9
Total	\$ 68.6	\$ 1.4	\$ 70.0

### Public Health General Fund

Department of Public Health General Fund programs, including Primary Care, Behavioral Health, Jail Health, Home Health, SF Health Network, Population Health Division, and Public Health Administration, have a combined revenue surplus of \$2.9 million. Significant revenue variances from budget include an increase of \$28.9 million due to accelerated State audits of funds allocated to counties under the state's Section 1115(a) Medicaid waiver, and an \$8.6 million surplus in Short Doyle Medi-Cal revenue, which was not affected as significantly by the pandemic as anticipated in the budget. These are largely offset by an \$11.0 million shortfall in San Francisco Health Plan City Option fees due to ongoing migration to Affordable Care Act marketplace plans, a \$20.6 million shortfall in deactivated funds from the San Francisco Health Plan, a \$1.6 million shortfall in TB clinic patient revenue, and a \$1.5 million shortfall in environmental health fees due to lower than expected productivity during the pandemic.

An expenditure deficit of \$0.4 million is mainly due to \$5.8 million spending beyond budget for personnel due to the reassignment of staffing costs from DPH operations to the COVID-19 project among divisions within the department. A projected savings of \$5.4 million in non-personnel contracts offsets most of the projected over expenditure. Personnel costs beyond budget of \$66.7 million in the Administration Division are projected to be offset by savings across the Department's divisions, including \$32.0 million in Primary Care Clinics, \$11.0 million in

the-Health Network, \$9.7 million in the Population Health, and \$7.6 million Behavioral Health. The department as a whole is currently projected to remain within budget for salary and fringe benefits.

### **Laguna Honda Hospital**

The Department projects \$3.5 million in salary and fringe benefit savings at Laguna Honda Hospital due to staffing shifted to COVID-19 response.

### **Zuckerberg San Francisco General Hospital**

The Department projects a \$63.9 million surplus at Zuckerberg San Francisco General Hospital (ZSFG), including a \$65.7 million revenue surplus, which is largely due to the release of \$51.7 million from the Public Health Management Reserve. On December 27, 2020, the president signed H.R.133 - Consolidated Appropriations Act 2021, which delayed reductions in federal Disproportionate Share Hospital (DSH) payments for uninsured patient costs to hospitals from December 31, 2020 to FY 2023-24. This pushed the revenue risk beyond the two-year timeframe for which the reserve was established to manage revenue volatility. In addition, patient revenues are \$9.1 million above budget due to higher than expected patient volumes, and a \$4.9 million surplus in state 1991 realignment sales tax revenues.

Expenditures are projected to be \$1.8 million over budget due to \$2.8 million in expenditure savings in personnel, due to costs being reassigned to the Public Health Administration Division and \$0.4 million in materials and supplies savings, offset by \$5.0 million overspending in non-personnel contracts.

## **18. Fine Arts Museums**

The Fine Arts Museums projects to end the fiscal year with \$0.1 million in salary and fringe benefit savings.

## **19. Law Library**

The Law Library projects \$0.1 million in salary and benefits savings due to staff vacancies.

## **20. Recreation and Parks Department**

The department projects a net \$10.3 million General Fund shortfall, comprised of a revenue shortfall of \$13.6, offset by \$3.4 million in salary and benefit savings. The shortfall in rent, concession, and service charge revenue is due to closure of recreational facilities and cancellation of events for public health reasons.

## **21. City Administrator**

The City Administrator projects to end the year with a net operating surplus of \$1.7 million. A projected revenue shortfall of \$2.4 million is comprised of \$1.1 million in reduced recoveries for Office of Contract Administration, Office of Labor Standards Enforcement, and Mayor's Office of Disability; \$0.7 million less revenue in county clerk and marriage fees; and \$0.6 million in reduced Entertainment Commission fee revenue. Revenue losses are offset by \$4.1 million in



expenditure savings, including \$1.8 million in personnel costs from position vacancies and \$2.3 million in debt service savings.

## **22. Assessor Recorder**

The Assessor Recorder projects a \$0.8 million revenue surplus due to an increase in recording fees related to a stronger than expected refinancing market.

## **23. Board of Supervisors**

The Board of Supervisors projects a net \$0.4 million surplus, due to \$0.1 million in increased revenue from assessment appeals, and \$0.3 million of expenditure savings in fringe benefits.

## **24. Controller**

The Controller's Office projects to end the year with a net surplus of \$0.6 million, due to salary and fringe benefit savings from vacant positions.

## **25. City Planning**

City Planning projects to end the year with a net deficit of \$6.2 million, comprised of a revenue deficit of \$9.8 million, partially offset by \$3.7 million in expenditure savings. Significant shortfalls in fee revenues are projected due to the discontinuation of in-person building permit assistance services, and a backlog of permits: \$10.0 million less than budget in building permit fees; \$2.0 million less than budget in construction building permits; and \$2.0 million less than budget in planning environmental review fees. Additional shortfalls in recoveries of \$0.6 million from the Airport and \$0.3 million from the Port are projected due to delays in environmental review projects. Partially offsetting expenditure savings include \$3.0 million in salary and fringe benefits, \$0.5 million in non-personnel services savings, and \$0.3 million savings in materials and supplies.

## **26. Ethics**

The Ethics Department projects \$0.3 million in salary and fringe benefits cost savings due to delays in filling existing vacancies.

## **27. Human Resources**

The Department of Human Resources projects net savings of \$1.2 million. A revenue shortfall of \$0.9 million is projected, due to slower than expected recoveries from other departments in client services and workforce development. Projected expenditure savings of \$2.1 million in salaries and fringe benefits and savings in a project with the San Francisco Housing Authority will offset the revenue shortfall.

## **28. Health Service System**

The Health Service System projects to end the year with \$0.1 million in salary and fringe benefit savings.

## **29. Mayor**

The Mayor's Office of Housing and Community Development projects a \$1.0 million savings from expenditures duplicated in a housing project budget.

## **30. Department of Technology**

The Department of Technology projects to end the year on budget. The department projects under recovery of interdepartmental services of \$0.8 million offset by \$0.8 million in expenditure savings, largely in salaries and fringe benefits.

## **31. Treasurer/Tax Collector**

The Treasurer/Tax Collector projects a net year-end deficit of \$0.6 million. A \$0.8 million revenue shortfall due to extensions and waivers of various licenses and fees is partially offset by \$0.3 million in non-personnel services savings.

## **32. General City Responsibility**

General City Responsibility contains funds that are allocated for use across various City departments. The department is projected to have a net surplus of \$3.1 million due to \$1.1 million of retiree health subsidy savings, \$0.9 million in unbudgeted state mandate reimbursements, and a \$1.1 million payment in lieu of taxes received via the redevelopment successor agency (OCII). The Mayor's Office will implement a one-time 3% cost of doing business increase for General Fund-funded contracts and will also distribute funding to departments to cover the cost of the increase in the Minimum Compensation Ordinance (MCO). The total estimated value of these allocations is \$14.8 million. This report assumes \$15.0 million budgeted for minimum wage increases is allocated to departments by year end. Spending will be monitored in the coming months and remaining balances reported in the Nine-Month Report.

## Appendix 3. COVID Emergency Response Revenues & Expenditures

Table A3.1 provides updated revised budget and projections for COVID-specific projects across five central departments providing emergency response care and services during the pandemic in FY 2020-21. The five departments are Department of Public Health, Department of Homelessness and Supportive Housing, Human Services Agency, Department of Emergency Management, and Department of Public Works. Changes to the revised budget from the Three-Month Report are due to transfers from sources external to the projects including authority shifted from departmental operating budgets and new funding allocated midyear from the state and special revenue sources.

We project a General Fund balance of \$77.3 million in this continuing project in the current fiscal year, which . This balance will offset the need for new appropriations in FY 2021-22 to support the City's continuing response costs or to manage unanticipated costs in FY2020-21. This balance is largely attributable to recent changes in FEMA reimbursement rates, retroactive to the prior fiscal year.

**Table A3.1. FY 2020-21 COVID Emergency Response Revenues & Expenditures (\$ millions)**

Department - Project	Revised Budget				6-Month Projection				Projected Surplus/Shortfall		
	Expenditures	FEMA	Grants/Special Revenue	General Fund	Expenditures	FEMA	Grants/Special Revenue	General Fund	General Fund	Grants/Special Funds	All Sources
FY 2019-20 Increased FEMA Reimb.									18.7	1.8	20.5
DEM - COVID Command, Joint Info & Oth.	16.9	7.7	-	9.2	19.5	17.5	-	2.0	7.1		7.1
DEM/DPH - Vaccination	-	-	-	-	6.6	6.6	-	-	-		-
DPH - Isolation & Quarantine	18.5	8.3	-	10.2	32.4	20.8	-	11.6	(1.4)		(1.4)
DPH - PPE & Scarce Resources	74.6	-	-	74.6	47.0	8.0	-	39.0	35.6		35.6
DPH - Testing	59.7	28.0	-	31.8	76.0	50.7	-	25.3	6.4		6.4
DPH - CARES Provider Relief Fund	44.9	44.9	-	-	44.9	64.8	-	(19.9)	19.9		19.9
DPH - All Other	117.9	41.9	7.0	69.0	128.5	65.4	7.0	56.1	12.9		12.9
DPW - Expanded Pit Stops & Oth.	17.5	8.0	-	9.5	14.2	4.6	-	9.6	(0.1)		(0.1)
HOM - SIP Hotels	200.8	113.9	83.4	3.5	238.1	196.9	41.2	-	3.5	42.2	45.7
HOM - RVs, Shelter & Safe Sleeping	52.7	20.3	28.0	4.4	37.2	6.1	28.0	3.1	1.3		1.3
HOM - Medical Support, Staffing, Oth.	9.5	7.3	0.4	1.8	4.1	1.9	0.4	1.7	0.0		0.0
HSA - Feeding	58.8	15.3	3.6	39.9	76.9	28.8	2.2	45.9	(6.0)		(6.0)
<b>Subtotal</b>									<b>97.9</b>	<b>44.1</b>	<b>142.0</b>
Reserve for FEMA Claim Disallowance						(40.7)			(20.6)	(19.7)	(40.3)
<b>Available for Continuing COVID Response</b>									<b>(77.3)</b>	<b>(24.4)</b>	<b>(101.7)</b>
<b>Total</b>	<b>671.9</b>	<b>295.7</b>	<b>122.4</b>	<b>253.8</b>	<b>725.3</b>	<b>431.2</b>	<b>78.8</b>	<b>174.5</b>	<b>-</b>	<b>-</b>	<b>-</b>

Projections reflect changes to Federal Emergency Management Agency (FEMA) reimbursement levels announced by the Biden Administration and summarized in a memo from FEMA issued February 3<sup>rd</sup>, 2021, which declared all costs previously determined eligible for FEMA reimbursement will increase from a 75% federal reimbursement rate to a 100% federal reimbursement rate for the period January 2020 through September 30<sup>th</sup>, 2021. As FY 2020-21 expenditures have yet to be submitted to FEMA for review and approval, a claim disallowance factor of 10% is included for reimbursement-based projects (this excludes the CARES Provider Relief Fund allocation). This assumption is expected to be refined as claims are submitted and

the review process commences for the current fiscal year. The City's emergency response includes serving clients that do not meet current FEMA eligibility criteria and providing services that are outside of the current FEMA criteria. FEMA reimbursement projections assume these expenditures remain ineligible for federal support and are borne by local sources.

Detail about each major department providing COVID response services and major known revenue and expenditure changes since the Three-Month Report are described below:

## **1. Department of Public Health (DPH)**

DPH funds support programs including hospital response, COVID testing, personal protective equipment for City staff and non-profit partners, contact tracing, and isolation and quarantine hotels, among other efforts.

**Vaccination** DPH is partnering with the Department of Emergency Management (DEM) in leading the City's vaccination distribution efforts in new high-volume settings, community-based sites, and existing City-run clinics. Current cost estimates are preliminary and expected to change over the coming weeks and months as operations are further developed. FEMA reimbursement is assumed to cover all eligible costs.

**Personal Protective Equipment (PPE)** Due to the significant inventory of PPE acquired or encumbered in FY 2019-20 along with projected FEMA reimbursement for PPE used in FY 2020-21, the revised budget of \$74.6 million is expected to be underspent by \$34.7 million.

**Impact of Winter Surge** Projections reflect the impact of the winter surge in COVID-19 case rates, particularly on increased demand for the Isolation & Quarantine (I&Q) hotel program as well as increased staffing expenditures in the hospital response programs. These increased costs over budget are offset by increased projected federal reimbursement.

## **2. Department of Homelessness and Supportive Housing (HOM)**

HOM is providing continued emergency response for people experiencing homelessness during the pandemic. This includes the Shelter in Place (SIP) hotel program which provides non-congregate shelter targeting those who meet the FEMA criteria for vulnerability, an RV site, a congregate shelter site and Safe Sleeping programs.

**Shelter in Place (SIP) Hotel Program.** Since the release of the Three-Month Report, the department and policy makers have made changes to planned demobilization of the emergency program. In December of 2020, the Board of Supervisors passed, and the Mayor signed, an emergency ordinance regulating the exit of clients from the hotels and requiring the backfill of 6 out of every 10 rooms vacated by an exiting client. The requirements of this ordinance, along with increased demand for isolation and quarantine (I&Q) capacity from DPH, have resulted in projected increased hotel retention for the remainder of the fiscal year. Expenditure projections assume the current portfolio of rooms continues, less two hotels converted into the I&Q program and one converted into permanent affordable housing. This program benefits from the recent increase in federal reimbursement rates for eligible costs, however, it provides enhanced services that are not eligible for FEMA reimbursement and

serves clients that do not meet current FEMA guidelines. As a result, local funding continues to be needed in support of the current program. Programmatic support includes a midyear allocation from the state's Project Roomkey program of \$10.1 million and \$12.7 million from the Proposition C Our City, Our Homes Fund Absent additional appropriation action, the projected balance in the current fiscal year will be available to offset continuing costs of the program in FY 2021-22.

Congregate Shelter and Safe Sleeping Program. Consistent with the guidance reflected in the Three-Month Report, congregate shelter and Safe Sleeping are not currently expected to receive FEMA reimbursement. A midyear allocation of \$5.0 million from the Proposition C Our City, Our Homes program in addition to the \$5.9 million assumed in the adopted budget for congregate shelter is reflected in the revised budget for Safe Sleeping, allowing the program to continue through year end despite the elimination of federal revenue.

### **3. Human Services Agency (HSA)**

HSA is operating expanded food security programs during the COVID emergency including the Great Plates program, which provides three restaurant-delivered meals a day to participants; in-person and delivered groceries through food pantries and the Latinx-neighborhood pantry program; and meals to those isolating and quarantining. Increased costs for the Great Plates program are partially offset by projected contract savings in other food efforts. The Great Plates program is currently subject to monthly extensions by FEMA. Projections assume the continuation of the program through its current extension to March 8, 2021, and then a ramp down through the remainder of the fiscal year. If the program were to continue through the end of the fiscal year in its current structure, FEMA reimbursement, and participation levels, the increased cost to the City would be an estimated \$7.1 million. Projections also reflect the use of \$1.9 million of COVID Reserve to support restaurant and food service businesses in Chinatown, pursuant to the ordinance passed by the Board of Supervisors and approved by the Mayor on February 5, 2021.

### **4. Department of Public Works (DPW)**

The department's COVID budget includes funding to temporarily expand the Pit Stop program by extending hours at existing sites and adding new locations, and also project funds used to support the department in responding to the emergency. Given revised guidance from FEMA which requires service populations to meet increased COVID risk criteria, the majority of Pit Stop expansion costs are not expected to be eligible for federal reimbursement. Projections for general emergency response efforts are based on available information. The Controller's Office will continue working with the department to update projections.

### **5. Department of Emergency Management (DEM)**

The (DEM) COVID budget supports the staffing and operations of the COVID Central Command headquartered in the Moscone Center and ancillary programming including the Joint Information Center. Higher than anticipated FEMA eligibility of costs offset increased projected expenditures and drive the projected surplus of \$6.3 million for the department.

## Appendix 4. Reserve Status

Various code and Charter provisions govern the establishment and use of reserves. Reserve uses, deposits, and projected year-end balances are displayed in Table A3-1 and discussed in detail below. Table A3-1 also includes anticipated deposits and withdrawals

**Table A4-1. Reserve Balances (\$ millions)**

	FY19-20	FY 2020-21			FY 2021-22			
	Ending Balance	Deposits	Withdrawals	Projected Ending Balance	Deposits	Withdrawals	Projected Ending Balance	Note
<b>General Reserve*</b>	<b>78.5</b>	-	-	<b>78.5</b>	-	-	<b>78.5</b>	1
Rainy Day Economic Stabilization City Reserve	229.1	-	(114.5)	114.5	-	(57.3)	57.3	2
Budget Stabilization Reserve	307.8	-	(42.0)	265.8	-	(130.6)	135.2	3
<b>Subtotal Economic Stabilization Reserves</b>	<b>536.8</b>	-	<b>(156.5)</b>	<b>380.3</b>	-	<b>(187.9)</b>	<b>192.4</b>	
<b>Percent of General Fund Revenues</b>	<b>10.0%</b>			<b>7.2%</b>			<b>3.8%</b>	
COVID Response and Economic Loss Reserve	507.4	-	(1.9)	505.5	-	-	505.5	4
Budget Stabilization Reserve - One Time Reserve	54.8	-	-	54.8	-	-	54.8	3
Business Tax Stabilization Reserve	-	149.0	-	149.0	-	(149.0)	-	5
Public Health Management Reserve	111.1	-	(51.7)	59.5	-	-	59.5	6
Rainy Day Economic Stabilization SFUSD Reserve	34.5	-	(33.5)	1.0	-	-	1.0	2
Recreation & Parks Savings Incentive Reserve	0.8	-	-	0.8	-	-	0.8	
Free City College	2.0	-	-	2.0	-	-	2.0	
Mission Bay Transportation Improvement Fund - Overlapping Minimum Reserve	1.0	-	-	1.0	-	-	1.0	
<b>Subtotal</b>	<b>711.7</b>	<b>149.0</b>	<b>(87.1)</b>	<b>773.6</b>	-	<b>(149.0)</b>	<b>624.6</b>	
<b>Annual Operating Reserves</b>								
Litigation Reserve	49.2	11.0	(60.2)	-	11.0	(11.0)	-	
Salary and Benefits Reserve	25.4	23.5	(48.8)	-	23.5	(23.5)	-	8
<b>Total, All Reserves</b>	<b>1,323.1</b>	<b>183.5</b>	<b>(352.6)</b>	<b>1,154.0</b>	<b>34.5</b>	<b>(371.4)</b>	<b>817.1</b>	

\* A deposit of \$0.9 million was budgeted in FY 2021-22 to the General Reserve. Based on the latest revenue projection, this deposit is no longer required.

### 1. General Reserve

Pursuant to a financial policy approved by the Board of Supervisors in 2011 and codified in Administrative Code Section 10.60(b), year-end balances in the General Reserve are carried forward into subsequent years and thereby reduce the amount of future appropriations required to support reserve requirements established by the policy. Due to the public health emergency and its economic impacts, FY 2020-21 and FY 2021-22, the General Reserve balance is required to be no less than 1.5% of budgeted regular General Fund revenues.

The FY 2019-20 ending balance of the General Reserve is \$78.5 million, and the FY 2020-21 approved budget includes no deposits or withdrawals. Any proposed uses of the reserve during the current year will increase the required FY 2021-22 deposit by a like amount. Two ordinances have been proposed that would use the General Reserve: \$0.2 million to waive building inspection fees for certain accessory dwelling unit projects, and \$11.4 million for rent relief and social housing.

## **2. Rainy Day Economic Stabilization Reserve**

Charter Section 9.113.5 establishes a Rainy Day Economic Stabilization Reserve funded by 50% of excess revenue growth in good years, which can be used to support the City General Fund and San Francisco Unified School District (SFUSD) operating budgets in years when revenues decline.

Charter Section 9.113.5 was amended in November 2014 with the passage of Proposition C, which replaced the Rainy Day Economic Stabilization Reserve with two separate reserves—the School Reserve and the City Reserve. Of the excess revenue growth formerly deposited to the Rainy Day Economic Stabilization Reserve, 75% will be deposited to the City Reserve and 25% to the School Reserve.

The FY 2019-20 ending balance of the City Rainy Day Economic Stabilization Reserve is \$229.1 million and of the School Rainy Day Reserve is \$34.5 million. In FY 2020-21, there is a budgeted withdrawal of \$114.5 million in the City Rainy Day Reserve (the maximum allowable amount) and an SFUSD-approved withdrawal of \$33.5 million in the School Rainy Day Reserve.

## **3. Budget Stabilization Reserve**

Established in 2010 by Administrative Code Section 10.60(c), the Budget Stabilization reserve augments the Rainy Day Economic Stabilization Reserve. The Budget Stabilization Reserve is funded by the deposit each year of 75% of real property transfer taxes above the prior five-year average (adjusted for policy changes) and ending unassigned fund balance above the fund balance appropriated as a source in the subsequent year's budget.

The FY 2019-20 ending balance of the Budget Stabilization Reserve is \$307.8 million and the Budget Stabilization One Time Reserve is \$54.8 million. When the combined value of the City Rainy Day Reserve and the Budget Stabilization Reserve reaches 10% of General Fund revenues, amounts above this cap are deposited into a Budget Stabilization One-Time Reserve for nonrecurring expenses.

A withdrawal of \$42.0 million from the Budget Stabilization Reserve is budgeted in the current fiscal year. However, due to an unexpectedly strong ending position in FY 2019-20, which increased the maximum allowable size of the Budget Stabilization Reserve, the maximum allowable withdrawal from this reserve increased to \$46.5 million in FY2020-21. This report assumes the budgeted level of withdrawal. No withdrawal from the Budget Stabilization One Time Reserve is projected at this time.

## **4. COVID Response and Economic Loss Reserve**

Section 32 of the administrative provisions of the FY 2020-21 and FY 2021-22 Annual Appropriations Ordinance established a COVID Response and Economic Loss Reserve by consolidating the balances of seven existing reserves into a single \$507.4 million reserve.

On January 26, 2021, the Board of Supervisors approved a supplemental appropriation of \$1.9 million from the COVID Response and Economic Loss Reserve to the Human Services Agency to assist small businesses in Chinatown. As a result, the ending balance of this reserve is projected to be \$505.5 million.

## 5. Business Tax Stabilization Reserve

The FY 2020-21 budget established a Business Tax Stabilization Reserve of \$149.0 million to equalize the benefit of one-time sources enabled by the passage of November 2020 Proposition F (Business Tax Overhaul).

## 6. Public Health Revenue Management Reserve

Section 12.6 of the administrative provisions of the Annual Appropriation Ordinance (AAO) authorizes the Controller to defer surplus transfer payments, indigent health revenues, and Realignment funding to offset future reductions or audit adjustments associated with the ACA and funding allocations for indigent health services. We project \$51.7 million of this reserve will be released in FY 2020-21 due to the provisions of H.R. 133, signed by the president on December 27, 2020, which extended the date of planned cuts to Disproportionate Share Hospitals from December 31, 2020 to FY 2023-24, which is beyond the two-year horizon for which this reserve is intended to manage revenue volatility. This release is included in the \$89.3 million revenue surplus reported for the Department of Public Health in Table A2-3 above.

## 7. Salary and Benefits Reserve

Section 10.4 of the administrative provisions of the AAO authorizes the Controller to transfer funds from the Salary and Benefits Reserve to adjust appropriations for employee salaries and benefits stipulated in Board-adopted collective bargaining agreements. The reserve had a fiscal year starting balance of \$48.8 million, including \$25.3 million remaining from FY 2019-20 and \$23.5 million appropriated in the FY 2020-21 budget. The Controller's Office has transferred \$0.1 million to departments and anticipates transferring an additional \$41.4 million by year-end, as detailed in Table A4-2. Absent a substantive increase to the salary and benefits budget of the Fire Department, we project any remaining balance in the reserve will be needed to address a continuing pattern of underbudgeting in the department.

**Table A4-2. Salary and Benefits Reserve (\$ millions)**

<b>Sources</b>	
Adopted AAO Salary and Benefits Reserve	23.5
Carryforward balance from FY19-20	25.3
<b>Total Sources</b>	<b>48.8</b>
<b>Uses</b>	
<b>Transfers to Departments</b>	
Visual Display Terminal Insurance (Q1 and Q2)	0.1
<b>Total Transfer to Departments</b>	<b>0.1</b>
<b>Anticipated Allocations</b>	
Citywide premium, retirement and severance payo	1.7
Public safety, including premium, wellness, one-tir	23.9
Various training, tuition, other reimbursements	1.3
Visual Display Terminal Insurance (Q3 + Q4)	0.2
COVID related personnel costs	14.2
<b>Total Anticipated Uses in the Current Year</b>	<b>41.4</b>
<b>Anticipated Uses in the Budget year</b>	<b>7.4</b>
<b>Net Surplus / (Shortfall)</b>	<b>-</b>



# Appendix 5. Other Funds Highlights

**Table A5-1. Other Fund Highlights (\$ millions)**

	Prior Year		FY 2020-21					FY 2021-22		Notes
	FY 2019-20 Year End Fund Balance	Fund Balance Used in FY 2020-21 Budget	Beginning Fund Balance	Revenue Surplus/ (Deficit)	Expenditures Savings/ (Deficit)	Net Operating Surplus/ (Deficit)	Estimated Ending Fund Balance	Fund Balance Used in FY 2021-22 Budget		
SELECT SPECIAL REVENUE AND INTERNAL SERVICES FUNDS										
Building Inspection Operating Fund	\$ 20.6	\$ 27.2	\$ (6.7)	\$ 3.6	\$ 3.7	\$ 7.3	\$ 0.6	\$ 14.5	1	
Children and Youth Fund	5.9	3.4	2.6	6.4	(0.1)	6.3	8.9	-	2	
Public Education Early Care Fund (OECE)	2.1	3.0	(0.9)	(0.3)	-	(0.3)	(1.2)	-	3	
Public Education Special Fund (SFUSD)	10.8	-	10.8	(0.6)	-	(0.6)	10.2	-	4	
Convention Facilities Fund	26.3	24.9	1.5	(13.1)	13.8	0.7	2.2	1.4	5	
Golf Fund	6.6	-	6.6	(0.5)	0.5	0.0	6.6	-	6	
Marina Fund	2.5	-	2.5	(0.5)	0.5	-	2.5	-	7	
Library Preservation Fund	21.0	3.8	17.2	3.8	5.1	8.9	26.1	-	8	
Local Courthouse Construction Fund	1.1	1.2	(0.1)	-	-	-	(0.1)	-	9	
Open Space Fund	20.3	0.8	19.5	4.0	2.9	6.9	26.4	2.8	10	
Telecomm. & Information Systems Fund	1.9	-	1.9	(4.7)	6.9	2.2	4.1	-	11	
General Services Agency-Central Shops Fund	0.9	-	0.9	-	-	-	0.9	-		
General Services Agency-Reprographics Fund	1.6	0.2	1.4	-	-	-	1.4	-		
Arts Commission Street Artist Fund	0.1	-	0.1	(0.1)	0.0	(0.1)	0.1	-	12	
War Memorial Fund	3.1	0.8	2.4	-	0.6	0.6	3.0	0.8	13	
Election Campaign Fund	7.0	-	7.0	-	(2.9)	(2.9)	4.1	-	14	
Gas Tax Fund	5.9	1.9	4.0	(1.8)	1.8	-	4.0	1.1	15	
Neighborhood Beautification Fund	0.9	-	0.9	(1.0)	1.0	-	0.9	-	16	
Traffic Congestion Mitigation Fund (TNC Tax)	5.3	0.0	5.3	(6.8)	1.5	(5.3)	(0.0)	-	17	
Culture and Recreation Hotel Tax Fund	0.0	-	-	(22.0)	-	(22.0)	(22.0)	-	18	
Children and Families Commission	16.6	3.2	13.3	(0.3)	0.3	-	13.3	-	19	
Inmate Welfare Fund	2.3	1.7	0.6	-	(0.2)	(0.2)	0.4	-	20	
Street Tree Maintenance Fund	0.6	-	0.6	(0.2)	1.4	1.2	1.8	3.4	21	
Public Works Overhead Fund	7.6	8.8	(1.2)	(4.4)	4.6	0.2	(1.0)	8.7	22	
Public Works Paid Time Off Fund	1.1	2.9	(1.8)	3.8	(3.0)	0.8	(1.0)	2.2	23	
Our City, Our Home Fund (Homelessness Gross Receipts Tax)	-	0	-	85.1	-	85.1	85.1	-	24	
Babies and Families First Fund (Commercial Rents Tax)	-	0	-	(48.8)	-	(48.8)	(48.8)	-	25	
Real Estate Fund	5.3	0.2	5.0	(5.5)	5.5	-	5.0	0.2	26	
Museum Admissions Fund	(0.5)	0.0	(0.5)	(0.7)	0.5	(0.2)	(0.7)	0.0	27	
SELECT ENTERPRISE FUNDS										
Airport Operating Funds	\$ 116.7	\$ 77.2	\$ 39.5	\$ (292.2)	\$ 318.4	\$ 26.2	\$ 65.7	\$ -	28	
MTA Operating Funds	416.6	179.0	237.6	(242.5)	242.5	-	237.6	39.1	29	
Port Operating Funds	68.3	55.1	13.2	3.7	4.0	7.7	20.9	8.5	30	
PUC Hetch Hetchy Operating Funds	44.2	-	44.2	7.1	41.0	48.1	92.3	-	31	
PUC Wastewater Operating Funds	211.3	12.1	199.3	(12.2)	17.6	5.4	204.7	-	32	
PUC Water Operating Funds	230.4	27.8	202.6	(6.5)	16.3	9.8	212.4	22.8	33	
PUC Clean Power Funds	29.0	-	29.0	(10.2)	19.2	9.0	38.0	-	34	

## SELECT SPECIAL REVENUE & INTERNAL SERVICES FUNDS

### 1. Building Inspection Fund

The Building Inspection Fund began FY 2020-21 with a negative balance of \$6.7 million. The Department projects a net operating surplus of \$7.2 million, resulting in an operating balance of \$0.6 million. An \$3.6 million revenue surplus is projected due to expected growth in plan checking, building and electrical permit revenues. Expenditures are projected to be \$3.6 million under budget due to savings in salary and fringe benefits of \$1.0 million, non-personnel services of \$1.2 million, materials and supplies of \$0.5 million, and community based-organization services expenditures of \$0.8 million.

The approved FY 2021-22 budget was balanced assuming a \$14.5 million use of fund balance, which exceeds the FY 2020-21 projected ending balance of \$0.6 million. The department will need to reduce fund balance as source in its upcoming FY 2021-22 and FY 2022-23 budget or draw from its contingency and other post-employment benefit reserves, which are currently at the maximum permissible levels of \$41.0 million and \$32.0 million, respectively.

### 2. Children and Youth Fund

The Children's Fund has a beginning fund balance of \$2.6 million. It is projected to have a revenue surplus of \$6.4 million due primarily to projected increases in property tax, and an expenditure deficit of \$0.1 million due to projected overspending for the implementation of Community Learning Hubs, resulting in a net operating surplus of \$6.3 million, and an ending fund balance of \$8.9 million.

### 3. Public Education Early Care Fund (OECE)

The Public Education Early Care Fund began the year with a negative fund balance of \$0.9 million. A net operating deficit of \$0.3 million is projected due to the decrease in General Fund Aggregate Discretionary Revenue (ADR), which decreases the General Fund transfer to this fund. As a result, the Fund is estimated to have an ending balance of -\$1.2 million. The department will need to reduce expenditures, increase revenues or have a supplemental appropriation to bring this fund into balance.

### 4. Public Education Special Fund (SFUSD)

The Public Education Special Fund began with a balance of \$10.8 million. Revenues are expected to be \$0.6 million below budget, reflecting decline in General Fund Aggregate Discretionary Revenue (ADR), which decreases the General Fund transfer to this fund, resulting in a \$10.2 million projecting ending balance.

### 5. Convention Facilities Fund

The Convention Facilities Fund began with a balance of \$1.5 million. A net operating surplus of \$0.7 million is projected due to the cancellation of conventions in FY 2020-21 (revenue shortfalls more than offset by expenditure savings) and the loss of Moscone Expansion District surcharge revenue, which will require a \$1.1 million transfer to the Moscone Expansion District debt service fund. As a result, available balance is projected to be \$2.2 million.

## **6. Golf Fund**

The Golf Fund began with a balance of \$6.6 million. The Recreation and Parks Department projects a revenue shortfall of \$0.5 million offset by expenditure savings of \$0.5 million, leaving the ending balance of the fund unchanged.

## **7. Marina Fund**

The Recreation and Parks Department projects a revenue shortfall of \$0.5 million offset by expenditure savings of \$0.5 million, and thus no change from the beginning balance of \$2.5 million.

## **8. Library Preservation Fund**

The Library Preservation Fund began with a balance of \$17.2 million. The Library projects a net revenue surplus of \$3.8 million, due to increased General Fund support resulting from higher ADR and property tax allocations. The Department projects expenditure savings of \$5.1 million largely in salaries and fringe benefits costs and services from other departments, offset by the General Fund baseline return of \$3.8 million. The resulting net operating surplus of \$8.9 million will lead to a projected ending balance of \$26.1 million.

## **9. Local Courthouse Construction Fund**

The Local Courthouse Construction Fund began with a balance of \$0.1 million. Revenues and expenditures are expected to be on budget. This fund will be closed after the final debt service payment on courthouse construction bonds is made in April 2021, after which any remaining balance will be returned to the General Fund.

## **10. Open Space Fund**

The Open Space Fund began the fiscal year with \$19.5 million in available fund balance. The Recreation and Parks Department projects to have a revenue surplus of \$4.0 million due to projected increases in property tax allocations, and expenditure savings of \$2.9 million in salary and benefit costs. As a result, the fund is projected to have a net operating surplus of \$6.9 million and ending fund balance of \$26.4 million, of which, \$2.8 million was used the previously adopted FY 2021-22 budget.

## **11. Telecommunications & Information Services Fund**

The Telecommunication & Information Services Fund began the year with a balance of \$1.9 million. A net operating surplus of \$2.2 million is projected in the current year, comprised of a \$4.7 million shortfall in interdepartmental service recoveries, offset by \$6.9 million in savings in labor costs, non-personnel services, and spending on the WAN Network, DT Cloud Enhancement, and VOIP Upgrade projects. The fund is projected to end the year with a balance of \$4.1 million.

## **12. Arts Commission Street Artist Fund**

The Street Artist Program Fund began the fiscal year with \$0.1 million in fund balance. The Street Artist Program Fund is projected to have a \$0.1 revenue shortfall due to the restrictions on gatherings during the pandemic, ending the year with zero fund balance.

### **13. War Memorial Fund**

The War Memorial Fund began the fiscal year with \$2.4 million in fund balance, net of \$0.8 million of fund balance appropriated in the current year. The Department projects \$0.6 million in salary and fringe benefit savings in the War Memorial Operating Fund, resulting in an ending balance of \$3.0 million, of which \$0.8 million has been budgeted in the approved FY 2021-22 budget.

### **14. Election Campaign Fund**

The Election Campaign Fund began the fiscal year with \$7.0 million in fund balance and projects to end the fiscal year with a balance of \$4.1 million, given \$2.9 million in expenditure savings relating to the November 2020 election. There are no other elections are scheduled for the remainder of Fiscal Year 2021.

### **15. Gas Tax Fund**

The Gas Tax Fund began the fiscal year with \$4.0 million in fund balance, net of \$1.9 million of fund balance appropriated in the current year. The department projects to be on budget given \$1.8 million in expenditure savings in salary, fringe benefit, and overhead, which are offset by a \$1.8 million revenue deficit in state subvention revenue due to pandemic-induced reductions in gasoline tax revenue. The fund projects to end the fiscal year with \$4.6 million in fund balance, of which \$1.1 million has been appropriated in the approved FY 2021-22 budget.

### **16. Neighborhood Beautification Fund**

The Neighborhood Beautification Fund began the fiscal year with a balance of \$0.9 million. The fund is projected to have a revenue shortfall of \$1.0 million, offset by expenditure savings of the same amount, resulting in no net operating surplus or shortfall and no change in fund balance. Information about the amount that taxpayers will elect to contribute to the fund will be delayed as a result of the deadline extension to file business taxes.

### **17. Traffic Congestion Mitigation Fund (Transportation Network Companies Tax)**

The Traffic Congestion Mitigation Fund began the fiscal year with a fund balance of \$5.3 million from FY 2019-20 collections that were not allocated to the San Francisco Municipal Transportation Agency (MTA) and the San Francisco County Transportation Authority (SFCTA). The fund is projected to end the fiscal year with no balance, with all revenues distributed equally to the MTA and the SFCTA. Transportation Network Tax (TNC) revenues in the current year are projected to be \$8.2 million, which is \$6.8 million below budget given significant declines in ridesharing due to the COVID-19 pandemic. The fund is projected to have expenditure savings of \$1.5 million after the distribution of funds to the SFMTA and the SFCTA for current and prior year collections, an overall net deficit of \$5.3 million in FY 2020-21, and no ending balance.

### **18. Culture and Recreation Hotel Tax Fund**

In FY 2020-21, due to the sharp decline in projected hotel tax revenue described in Appendix 1 above, the Culture and Recreation Hotel Tax Fund is expected to have a revenue shortfall of

\$22.0 million. Policymakers will either need to backfill the current year budget or departments will need to adjust their spending plans to offset the revenue shortfall.

In FY 2019-20, the first full year that hotel tax was allocated for arts programming, \$28.8 million was transferred to the Culture and Recreation Hotel Tax Fund to support programs in Grants for the Arts, Arts Impact Endowment, Cultural Centers, Cultural Equity Endowment and Cultural Districts as shown in the table below.

<b>Hotel Room Tax for Arts (FY 2019-20)</b>	<b>Revenue</b>	<b>Expenditures</b>
Grants for the Arts	14.7	16.3 *
Arts Impact Endowment	2.3	1.5
Cultural Centers	3.4	3.0
Cultural Equity Endowment	5.8	4.7
Cultural Districts	2.7	0.9
<b>Total</b>	<b>28.8</b>	<b>26.3</b>

\* Programs are funded by multiple funding sources, including hotel room tax from Prop E. Expenditures on this table reflect spending from January through June 2019 regardless of funding source.

San Francisco Business and Tax Regulations Code section 515.01 (d) requires the Controller to report on revenues and expenditures in the Hotel Room Tax Fund. Grant for the Arts (GFTA) spent \$16.3 million on grant-making operations for over 200 general operating support grants for arts-related public programs. The Arts Commission contributed \$1.5 million to support the Arts Relief Program administered by the Center for Cultural Innovation. \$3.0 million was incurred for the Cultural Centers operations, among which \$2.7 million was on operating grants to the City's Cultural Centers. The Department of Public Works completed condition assessments on all four centers to effectively deploy funds for each building's capital needs. The Cultural equity grant cycle awarded grants in Spring 2020, and disbursements happened in Fall 2020. For the FY 2019-20 grant cycle, the Arts Commission awarded \$4.7 million in grants to 71 individual artists and 83 arts organizations based in San Francisco.

Since the inception of the Cultural Districts program, six Cultural Districts have been awarded two years of operational funds and two recently legislated Cultural Districts have been awarded one year of operational funds. Together, \$3.22M has been awarded to the Cultural Districts to hire staff, launch their district, begin coordinating neighborhood-based activities, establish and maintain their community based advisory boards, support local businesses, engage artists, and begin writing their strategic planning reports entitled the Cultural Heritage, Housing and Economic Stabilization Strategy (CHHESS) Reports. Out of \$3.22M of grants awarded to Cultural Districts, \$840 thousand has been spent by the end of FY19-20. Additionally, Mayor's Office of Housing and Community Development entered into contracts for the amount of \$150 thousand to provide "Leadership Accelerator" trainings and to develop the "City Data Reports" for each of the Districts that will be one of the primary sections of the legislatively mandated CHHESS reports. In total, \$0.9 million was spent for the Cultural Districts program.

## **19. Children and Families Commission**

The Children and Families Commission began with a balance of \$13.3 million. The department projects a \$0.3 million revenue shortfall due to the State shortening the grant period, offset by \$0.3 million expenditure savings in the City Grants Program and personnel.

## **20. Sheriff – Inmate Welfare Fund**

The Sheriff's Inmate Welfare Fund began the fiscal year with fund balance of \$0.6 million, net of \$1.7 million of fund balance appropriated in the current year. The Sheriff projects a net operating deficit of \$0.2 million in the current year from salary and benefits, nonpersonnel services, materials and supplies, and facilities maintenance resulting in a projected ending fund balance of \$0.4 million. The department will reduce staff hours for inmate welfare programs to ensure that expenditures remain within budget. The approved FY 2021-22 budget includes a \$1.3 million transfer from the General Fund as a source.

## **21. Public Works – Street Tree Maintenance Fund**

The Street Tree Maintenance Fund began the fiscal year with a fund balance of \$0.6 million. The Department projects a net operating surplus of \$1.2 million, comprised of a \$0.2 million shortfall in baseline transfers offset by expenditure savings of \$1.4 million, resulting in an ending balance of \$1.8 million. The previously approved FY 2021-22 budget used \$3.4 million of fund balance. The Controller's Office will work with the department during budget preparation to ensure the coming budget submission for the fund is balanced.

## **22. Public Works – Overhead Fund**

The Overhead Fund began the fiscal year with an abnormal fund balance of -\$1.2 million. The Department projects an operating surplus of \$0.2 million, from personnel cost savings of \$4.6 million offset by an overhead recovery deficit of \$4.4 million, resulting in an abnormal ending balance of -\$1.0 million. The approved FY 2021-22 budget spent \$8.7 million of fund balance. The Controller's Office will work with the department during budget preparation to ensure the coming budget submission for the fund is balanced.

## **23. Public Works – Paid Time-Off Fund**

The Paid Time-Off Fund began the fiscal year with an abnormal fund balance of -\$1.8 million. The Department projects an operating surplus of \$0.8 million, from overhead recoveries higher than budgeted by \$3.8 million offset by an expenditure deficit of \$3.0 million in salary and fringe benefits from time off taken by employees, resulting in an abnormal ending balance of -\$1.0 million. The approved FY 2021-22 budget spent \$2.2 million of fund balance. The Controller's Office will work with the department during budget preparation to ensure the coming budget submission for the fund is balanced.

## **24. Our City, Our Home Fund (Homelessness Gross Receipts and Homelessness Administrative Office Taxes)**

The Our City, Our Home Fund began the fiscal year with no fund balance. The fund is projected to end the fiscal year with a balance of \$85.1 million. In prior years, Homelessness Gross Receipts Taxes of \$441.7 million and Homelessness Administrative Office Taxes of \$20.6 million

were collected but not recognized or distributed, due to litigation. In fall 2020, the California Supreme Court affirmed the City's ability to collect and spend these taxes. In FY 2020-21, Homelessness Gross Receipts Taxes of \$198.5 million and Homelessness Administrative Office Taxes of \$15.1 million are projected to be collected. That totals \$675.9 million (or \$85.1 million, 14.4%, over budget) of projected Homelessness Gross Receipts and Homelessness Administrative Office Tax revenues revenue to be recognized in FY 2020-21.

## **25. Babies and Families First Fund (Early Care and Education Commercial Rent Tax)**

The Babies and Families First Fund began the fiscal year with no fund balance. Commercial rent tax is projected to be \$48.8 million below budget, resulting in a net operating shortfall of \$48.8 million. The Controller's Office will work with the Office of Early Care and Education to bring this fund into balance during the year.

## **26. Real Estate Fund**

The Real Estate Fund began the fiscal year with \$5.0 million in fund balance, net of \$0.2 million of fund balance appropriated in the current year. The department projects that the fund will finish on budget due to \$5.5 million of expenditure surpluses from debt service on the Animal Care and Control facility, tenant improvements for Controller's Office, and canceled city hall events, which are offset by revenue deficits. The fund projects to end the fiscal year with \$5.0 million in fund balance, of which \$0.2 million has been appropriated in the approved FY 2021-22 budget.

## **27. Museum Admissions Fund**

The Museum Admissions fund began the year with a negative balance of \$0.5 million. Both the Asian Art Museum and the Fine Arts Museums have budgeted revenue and expenditures in this fund. A projected revenue shortfall of \$0.7 million from weakness in museum admissions due to COVID-19 is partially offset by expenditure savings of \$0.5 million, resulting in a projected shortfall of \$0.2 million in the Asian Art Museum, culminating in a total fund balance of -\$0.7 million by year end.

# **SELECT ENTERPRISE FUNDS**

## **28. Airport Operating Fund**

The Airport began the fiscal year with \$39.5 million in available fund balance, net of \$77.2 million of fund balance appropriated in the current year. The department projects a net operating surplus of \$26.2 million comprised of a projected revenue deficit of \$292.2 million and expenditure savings of \$318.4 million.

The revenue shortfall is primarily due to a deficit of \$154.4 million from lower than budgeted aviation revenues such as landing and gate fees, terminal rents, and aircraft parking. Non-aviation revenues are projected to be \$120.7 million under budget and primarily consist of parking revenues, groundside trip fees from taxis, limousines, and ride share vehicles, vehicle rentals, food and beverage sales, and other retail and duty-free concessions. Earned interest revenue is estimated to be \$7.5 million higher than budget, and the department projects that

use of deferred aviation revenues, PFC Revenues, and/or fund balance for re-balancing revenue shortfalls will represent a savings of \$22.0 million.

The department's net expenditure savings are driven by the application of \$254.8 million in Federal CARES Act funds. The department projects labor savings due to higher than budgeted vacancies and hiring freezes of \$15.8 million; a savings of \$13.2 million in non-personnel services due to delays in invoice processing timelines and slower contract initialization; \$3.6 million in equipment purchases due to processing and delivery delays; \$3.1 million in materials and supplies; and \$4.0 million in services provided by other departments due to invoicing delays and lower than budgeted billings.

The department is projected to end the fiscal year with a balance of \$65.7 million and has appropriated none in the FY 2021-22 budget.

## **29. Municipal Transportation Agency (MTA) Operating Funds**

The SFMTA 6-month report for FY 2020-21 projects a balanced budget by the end of the fiscal year. By comparison, the SFMTA Three-Month Report for FY 2020-21 projected a \$37.8 million deficit. The current projection includes a \$242.5 million revenue deficit which is offset by \$242.5 million in expenditure savings. The projection includes the use of \$124.9 million in federal stimulus through Federal H.R. 133, Coronavirus emergency response and relief funding approved in December 2020.

Key revenue changes between the Three-Month and Six-Month reports include an additional \$59.9 million in projected revenue losses, as parking, traffic fees and fines, City baseline and other support, and transit fares are projected to decline further primarily due to a resurgence in COVID-19 cases and renewed shelter-in-place orders.

The agency also projects \$242.5 million in expenditure savings comprised of \$50.0 million in reduced personnel costs, net of overhead allocations from a current hiring freeze and reduced overtime spending; \$20.2 million materials and supplies savings; \$18.5 million savings in reduced spending on taxes, licenses, and permits; \$6.5 million non-personnel services savings; \$5.0 million savings in judgements, claims and workers compensation costs; \$2.0 million reduced spending in equipment, maintenance, rent and building costs; and \$15.5 million savings in an SFMTA Board reserve that will remain unspent. SFMTA additionally projects receiving \$230.0 million in revenue through federal relief funds through H.R. 133 and expects to balance the FY 2020-21 budget by applying \$124.9 million of these funds in FY 2020-21. The remaining federal relief funds will be applied to the FY 2021-22 budget. Additional federal relief beyond the CARES Act and H.R. 133 is not assumed.

SFMTA operating funds are projected to end the fiscal year with a balance of \$237.6 million, of which \$39.1 million has been appropriated in the previously approved FY 2021-22 budget.

## **30. Port Operating Funds**

The Port began the fiscal year with \$13.2 million in available operating fund balance net of the \$55.1 million appropriated to support the FY 2020-21 budget. The department projects a current year net operating surplus of \$7.7 million, comprised of a revenue surplus of \$3.7 million and net expenditure savings of \$4.0 million.



The \$3.7 million revenue surplus is due to budgetary overestimation of the depth of revenue loss due to the COVID-19 pandemic. Some revenues, such as parking income, were less affected than anticipated. Expenditure savings of \$4.0 million include \$2.7 million in worker orders, primarily due to lower utility costs and lower utilization of services, \$1.0 million in annual projects due to the preservation of funds for contingency purposes such as oils spills and hazardous material clean up that are likely to go without incident.

Port operating funds are projected to end the fiscal year with a balance of \$20.9 million, of which \$8.5 million has been appropriated in the approved FY 2021-22 budget. The Port will use these funds to fund operations as well as continued investment in its capital program.

## **Public Utilities Commission**

The Public Utilities Commission (PUC) projects net operating surpluses for the Hetch Hetchy Operating Fund, Wastewater Operations Fund, Water Operating Fund, and the Clean Power Fund.

### **31. Public Utilities Commission – Hetch Hetchy Operating Fund**

The Hetch Hetchy Fund began the fiscal year with \$44.2 million in available operating fund balance. The Hetch Hetchy Fund appropriated \$0.0 million of operating fund balance to support the FY 2020-21 budget. The Fund is projected to end the year with a net operating surplus of \$48.1 million due to \$7.1 million in additional revenues beyond budget and \$41.0 million of expenditure savings. The net revenue increase is due to greater-than-budgeted wholesale electric sales of \$3.6 million due to unbudgeted sales to CleanPowerSF offset by a deficit of \$0.8 million in retail electric sales due to lower than budgeted sales volumes; deficits in gas and steam work order recoveries totaling \$1.7 million due to remote working; and a surplus of \$6.1 million in miscellaneous income largely from a \$3 million Treasure Island Development Authority loan repayment and resuming water purchases by the Lawrence Livermore National Labs. Expenditure savings of \$41.0 million are due to savings of \$0.6 million in personnel costs due to position vacancies; \$0.5 million savings in non-personnel services primarily from consulting services; and \$8.5 million in lower power purchases, and \$9.1 million in distribution costs savings. Natural gas and steam expenditures are projected to be \$1.7 million under budget. The PUC is projecting a savings of \$0.9 million in facilities maintenance projects and \$27.3 million in capital projects due to COVID sales reductions. The Department projects to have \$1.5 million in unappropriated revenues that will not be expended

The Hetch Hetchy Fund is projected to end the fiscal year with a balance of \$92.3 million, of which \$0.0 million has been appropriated in the FY 2021-22 budget.

### **32. Public Utilities Commission – Wastewater Operations Fund**

The Wastewater Operations Fund began the fiscal year with \$199.3 million in available operating fund balance net of the \$12.1 million appropriated to support the FY 2020-21 budget. The Fund is projected to end the year with a net operating surplus of \$5.4 million due to a revenue deficit of \$12.2 million from sewer service changes, primarily due to lower than budgeted retail wastewater billings of \$11.8 million. Other revenues are projected to be under budget by \$0.4 million, primarily due to a COVID moratorium of \$0.2 million in collections. Expenditure savings of \$17.6 are projected, largely due to \$6.8 million in savings in personnel costs from position

vacancies, capital projects and facilities maintenance savings of \$10.8 million, due to sales reductions from COVID related declines.

The Fund is projected to end the fiscal year with a balance of \$204.7 million, of which \$0.0 million has been appropriated in the FY 2021-22 budget.

### **33. Public Utilities Commission – Water Operating Fund**

The Water Operations Fund began the fiscal year with \$202.6 million in available operating fund balance net of the \$27.8 million appropriated to support the FY 2020-21 budget. The Fund is projected to end the fiscal year with a net operating surplus of \$9.8 million, comprised of a revenue deficit of \$6.5 million, offset by \$16.3 million in expenditure savings. The revenue shortfall is comprised by \$14.2 million in reduced retail water sales, while wholesale water sales are projected to be higher than budget by \$13.2 million. The department projects other miscellaneous income to be below budget by \$5.5 million, largely due to a \$2.1 million reduction in water service installations. Expenditure savings of \$16.3 million is due to \$2.3 million in personnel costs savings from position vacancies, \$5.0 million in debt service savings from Water Revenue Bond refunding, capital project and facilities maintenance savings of \$9.0 million due to COVID related sales declines.

The Fund is projected to end the fiscal year with a balance of \$212.4 million, of which \$22.8 million has been appropriated in the FY 2021-22 budget.

### **34. Public Utilities Commission – Clean Power Fund**

The Clean Power Fund began the fiscal year with a balance of \$29.0 million. CleanPowerSF is projected to end the fiscal year with a net operating surplus of \$9.0 million. The Fund is projected to have a revenue deficit of \$10.2 million due to lower electric sales than budgeted in the beginning of the fiscal year. Expenditure savings of \$19.2 million is projected due to personnel savings of \$3.7 million due to position vacancies and \$15.5 of savings from budgeted reserve deposits that will not be made.

The Fund is projected to end the fiscal year with a balance of \$38.0 million, none of which has been appropriated in the FY 2021-22 budget.

## Appendix 6. Overtime Report

Department (\$ Millions)	FY 2019-20	FY 2020-21		
	Actual	Revised Budget	July through 12/31/2020	% of Budget through 12/31/2020
<b>Municipal Transit Agency - Total</b>	<b>76.8</b>	<b>56.9</b>	<b>17.0</b>	<b>30%</b>
<b>Police*</b>				
General Fund (Excl. Work Orders)	26.1	12.4	9.0	73%
Airport	1.5	2.5	0.4	15%
General Fund Work Orders	4.4	3.4	0.6	19%
<b>Total Annual Operating Funds</b>	<b>32.0</b>	<b>18.2</b>	<b>10.0</b>	<b>55%</b>
Special Revenue (10B)	15.6		6.0	
<i>Total</i>	47.7		16.1	
<b>Public Health*</b>				
ZSF General	16.4	12.9	7.5	58%
Laguna Honda	10.0	10.8	6.0	56%
Other Annual Funds	4.4	1.9	3.5	183%
<b>Total Annual Operating Funds</b>	<b>30.9</b>	<b>25.6</b>	<b>17.0</b>	<b>66%</b>
<b>Fire*</b>				
General Fund	31.5	30.6	20.6	67%
Airport	5.7	5.9	3.2	54%
<b>Total Annual Operating Funds</b>	<b>37.2</b>	<b>36.5</b>	<b>23.8</b>	<b>65%</b>
<b>Sheriff*</b>				
General Fund (Excl. Work Orders)	25.2	4.4	8.8	199%
General Fund Work Orders	8.1	2.6	4.6	175%
<b>Total Annual Operating Funds</b>	<b>33.3</b>	<b>7.0</b>	<b>13.4</b>	<b>190%</b>
<b>Airport*</b>				
Annual Operating Funds	2.5	2.8	0.8	27%
<b>Emergency Management*</b>				
Annual Operating Funds	4.4	3.5	2.7	76%
<b>Public Works*</b>				
Annual Operating Funds	1.5	1.5	0.5	30%
General Fund Work Orders	0.5	1.4	0.2	12%
<b>Public Utilities*</b>				
Annual Operating Funds	4.9	5.6	2.7	49%
<b>Recreation and Park*</b>				
Annual Operating Funds	2.0	1.2	1.0	86%
<b>Human Services</b>	2.6	3.1	1.2	38%
<b>Juvenile Probation</b>	0.9	1.3	0.4	31%
<b>Elections</b>	0.9	0.7	0.7	100%
<b>Admin Services</b>	2.7	0.6	0.6	99%
<b>Technology</b>	0.9	0.5	0.3	58%
<b>Controller</b>	0.1	0.5	0.1	12%
<b>Building Inspection</b>	0.6	0.4	0.5	137%
<b>Port</b>	0.5	0.4	0.2	57%
<b>Fine Arts Museum</b>	0.6	0.1	0.3	202%
<b>Public Library</b>	0.4	0.1	0.1	51%
<b>Adult Probation</b>	0.1	0.1	0.0	23%
<b>District Attorney</b>	0.1	0.1	0.0	22%
<b>War Memorial</b>	0.2	0.1	0.0	23%
<b>Academy of Sciences</b>	0.1	0.1	0.0	36%
<b>Public Defender</b>	0.0	0.1	0.0	4%
<b>Board of Supervisors</b>	0.1	0.0	0.1	502%
<b>Homelessness and Supportive Housing</b>	0.1	0.0	0.1	N/A
<b>Total Overtime**</b>	<b>240.4</b>	<b>170.3</b>	<b>95.1</b>	<b>56%</b>

\* Administrative Code Section 3.17 requires these departments to receive appropriation authority from the Board of Supervisors to increase the authorized budget for overtime in annual operating funds. At the time of this report, this requirement is superseded by the Mayor's Emergency Declaration.

\*\* Total overtime excludes: special revenue (10B) and non-annual operating funds in departments listed in Administrative Code 3.17.

Additional Notes: (1) This report does not identify COVID-19 related overtime costs separately.

**From:** [Board of Supervisors, \(BOS\)](#)  
**To:** [BOS-Supervisors](#); [BOS-Legislative Aides](#); [BOS-Administrative Aides](#)  
**Cc:** [Calvillo, Angela \(BOS\)](#); [Somera, Alisa \(BOS\)](#); [Laxamana, Junko \(BOS\)](#); [Ng, Wilson \(BOS\)](#); [Nagasundaram, Sekhar \(BOS\)](#)  
**Subject:** FW: Mandated Law Enforcement Reporting - Chapter 96A  
**Date:** Tuesday, February 16, 2021 3:47:00 PM  
**Attachments:** [4th QTR 2020 QADR\\_Final.pdf](#)  
[Q4 Victim Demographics Appendix.pdf](#)  
[2020\\_Q4\\_CoverLetter\\_.pdf](#)

---

---

**From:** Fountain, Christine (POL) <christine.fountain@sfgov.org>  
**Sent:** Tuesday, February 16, 2021 3:44 PM  
**To:** Calvillo, Angela (BOS) <angela.calvillo@sfgov.org>  
**Cc:** Mchugh, Eileen (BOS) <eileen.e.mchugh@sfgov.org>; Cunningham, Jason (POL) <jason.cunningham@sfgov.org>; McGuire, Catherine (POL) <catherine.mcguire@sfgov.org>; Oliva-Aroche, Diana (POL) <diana.oliva-aroche@sfgov.org>  
**Subject:** Mandated Law Enforcement Reporting - Chapter 96A

Madam Clerk,

Attached is the 4<sup>th</sup> Quarter 2020 "Quarterly Activity and Data Report (QADR)" to satisfy the requirement of the San Francisco Police Department under Admin Code Section Chapter 96A.

It is asked that these documents be provided to the President of the Board, Supervisor Shamann Walton, as required by the Admin Code.

It is respectfully requested that the documents be shared with each of the Board members as well.

Thank you.

William Scott  
Chief of Police  
San Francisco Police Department  
1245 3<sup>rd</sup> Street  
San Francisco CA 94158  
415.837.7000

CONFIDENTIALITY NOTICE: This communication and its contents may contain confidential and/or legally privileged information. It is solely for the use of the intended recipient(s). Unauthorized interception, review, use or disclosure is prohibited and may violate applicable laws, including the Electronic Communications Privacy Act. If you are not the intended recipient, please contact the sender and destroy all copies of the communication.



**LONDON N. BREED**  
MAYOR

CITY AND COUNTY OF SAN FRANCISCO  
**POLICE DEPARTMENT**  
HEADQUARTERS  
1245 3<sup>RD</sup> Street  
San Francisco, California, 94158



**WILLIAM SCOTT**  
CHIEF OF POLICE

February 16, 2021

The Honorable London N. Breed  
Mayor, City and County of San Francisco  
1 Dr. Carlton B. Goodlett Place  
San Francisco, CA 94102

The Honorable Shamann Walton  
President, Board of Supervisors  
1 Dr. Carlton B. Goodlett Place  
San Francisco, CA 94102

The Honorable Malia Cohen  
President, Police Commission  
1245 3rd Street  
San Francisco, CA 94158

Director Sheryl Davis  
Executive Director, Human Rights Commission  
25 Van Ness Avenue, Suite 800  
San Francisco, CA 94102

Director Shakirah Simley  
Director, Office of Racial Equity  
25 Van Ness Avenue, Suite 800  
San Francisco, CA 94102

Dear Mayor Breed, Supervisor Walton, Commissioner Cohen, Director Davis, and Director Simley:

**RE: Fourth Quarter 2020 Report per Chapter 96A, Law Enforcement Reporting Requirements and Crime Victim Data Reporting**

As required by Administrative Code Chapter 96A, the San Francisco Police Department (SFPD) is submitting the attached Quarterly Activity and Data Report (QADR).

The 96A quarterly information and comparisons provide an opportunity to analyze the progress of reforms indirectly correlated with policing engagements. In 2016, the Board of Supervisors voted unanimously to pass local legislation supporting police reforms and specified law enforcement reporting requirements pertaining to stops, searches, arrests, uses of force, and alleged bias-related complaints. The data outlined in this report is an effort to continue meeting a quantitative analysis of the 4<sup>th</sup> quarter data, utilizing a basic population benchmark against police districts and activities.

In the 2020 4<sup>th</sup> quarter report, the San Francisco Police Department features an analysis of domestic violence incidents. Domestic violence calls for services are captured and examined for changes before and throughout the COVID-19 pandemic.

In addition, after several key stakeholder requests, a per capita data analysis is included. This new metric will be in each quarterly report in the future. While this analysis may reflect how disparate policing interactions are felt by each demographic, readers should note that those with

whom police may interact include people who reside outside of San Francisco and include people in areas of San Francisco which have higher rates of calls for service.

We appreciate the San Francisco Board of Supervisors commitment to the San Francisco Police Department's reform process and data transparency. We believe these efforts are in alignment with the values of our department and create a closer step to re-envisioning policing.

If you have any further questions, please do not hesitate to contact me or my staff, Director of Policy and Public Affairs, Diana Oliva-Aroche at [diana.oliva-arocha@sfgov.org](mailto:diana.oliva-arocha@sfgov.org). These documents will be posted online at [www.sanfranciscopolice.org](http://www.sanfranciscopolice.org).

Sincerely,



**WILLIAM SCOTT**

Chief of Police

WS/cf  
Attachemnts

# SAN FRANCISCO POLICE DEPARTMENT

## Quarterly Activity and Data Report Quarter 4 2020



*Safety with Respect*

**William Scott,  
Chief of Police  
San Francisco  
Police Department**

## Table of Contents

Quarterly Activity and Data Report Executive Summary.....	3
Background & Purpose .....	4
Key Findings .....	<b>Error! Bookmark not defined.</b>
The Science of Bias and Its Impact on Policing.....	5
Legislation & Policy Updates.....	10
Q4 Overview.....	11
Suspects .....	12
Stops and Searches.....	13
Search Yield Rates .....	15
Use of Force .....	18
Arrests.....	21
Bias-Related Complaints .....	23
Q4 Quantitative Analysis COVID-19 and Domestic Violence in San Francisco.....	25
Q4 Quantitative Analysis Per Capita Population Benchmark .....	32
SFPD Quarterly Activity & Data Report .....	47
Stop Data Quarter 4 2020 .....	48
Calls for Service, Q4 2020 .....	61
Suspects, Q4 2020 .....	62
Use of Force, Q4 2020 .....	63
DHR Investigated Complaints of Bias .....	83
Q4 Data By Police District .....	84
Use of Force by District .....	85
Number of Subjects on Whom Force Was Used by District.....	86
Total Arrests by District.....	87
Central District.....	88
Southern District.....	93
Bayview District .....	98
Mission District.....	103
Northern District.....	108



Park District .....	113
Richmond District .....	118
Ingleside District .....	123
Taraval District.....	128
Tenderloin District .....	133
Airport.....	138
Outside of SF/Unknown .....	142
Glossary.....	143

# **Quarterly Activity and Data Report Executive Summary Quarter 4 2020**

The Racial and Identity Profiling Act of 2015 (AB953) took effect on January 1, 2016 and requires California law enforcement agencies to collect and report data to the Office of the California Attorney General. The requirements of Assembly Bill 953 include reporting on any complaints alleging racial or identity profiling and detailed demographic data for traffic and pedestrian stops.

In 2016 the City and County of San Francisco also passed local legislation to support the police reform efforts of the San Francisco Police Department (SFPD). The Board of Supervisors (BOS) voted unanimously an ordinance that established Administrative Code Sec. 96A (Law Enforcement Reporting Requirements) and specified reporting requirements for the San Francisco Police Department (SFPD). The Quarterly Activity and Data Report (QADR) (previously named the “96a report”) was developed to meet the quarterly reporting requirements and includes data pertaining to stops, searches, arrests, use of force and alleged bias-related complaints.

The data presented in this report can be used to evaluate the effectiveness of current police reforms undertaken by the SFPD. The information is also utilized internally to identify areas of disproportionate contact and to inform and improve policies, training, and tactics in policing.

As a part of SFPD’s ongoing commitment to delivering on one of it’s major organizational values Safety with Respect, advancing reforms, and increasing trust and transparency, the Department intends on conducting an in-depth quantitative analysis, with rotating scope and topic, every quarter. The report presented herein fully complies and satisfies the requirements set forth by the Administrative Code Sec. 96A: Law Enforcement Reporting Requirements. Please see the ‘Legislation & Methodology’ section for legislative activity and policy updates that may impact reporting criteria during any given period.

The principal data included in this report covers the time between October 1, 2020 – December 31, 2020.

The questions of discrimination and racial bias have been well documented over the years and prevalent across different domains such as employment, education, healthcare and criminal justice, including policing. Statistics continue to show the racial disparities in which people of color, particularly Black males, are overrepresented throughout our criminal justice system. Bias remains an institutional issue but various studies suggest that some of these disparities can be attributed to implicit biases or discriminatory stereotypes

To address the issue of bias policing, many agencies, including the San Francisco Police Department (SFPD), are being proactive and are analyzing and changing policies, training, and tactical interactions. Social psychologists have emphasized that bias can only be successfully mitigated if new interventions incorporate a fundamental understanding of implicit bias and provide a foundation on how to recognize and manage such bias so that they do not influence police officers and their behaviors.

The SFPD recognizes implicit and explicit bias are segments of discriminatory practices that should not be tolerable in any institution. The QADR report is a tool for the department that highlights critical areas that must be addressed to end any form of racial disparity. The SFPD is fully committed to implement a vision of bias free policing and strives to eradicate any form of racism.

## **WHAT IS IMPLICIT BIAS?**

Implicit biases are the attitudes or stereotypes that affect our understanding, actions, decisions, and judgements in an unconscious manner. Science proves that bias, whether positive or negative, is part of the human experience and result from how the brain processes, stores, and recalls information. The brain builds mental associations based on our cultural environment and life experiences to form expectations about what is going to happen next. Some of those expectations become reinforced over time and ultimately influence our behaviors and decision-making in pro-social or anti-social interactions (Eberhardt, Goff, Purdie, Davies, 2004).

When individuals encounter circumstances that are stressful and unfamiliar, the brain may trigger negative emotional responses which can lead to unwanted negative bias. In tests, scientists can see our brains reacting positively or negatively to the different images from the environment around us. Such studies have demonstrated that simply seeing someone's face/ethnicity can stimulate thoughts, emotions, and conceptual associations (Payne, Cheng, Govorun, and Steward 2005). Dr. Jennifer Eberhardt, a

Social Psychologist at Stanford University, suggests that these associations are bidirectional, indicating that various thoughts, emotions, and concepts are often associated to ethnicity and race. While mental mapping is essential to the human experience, implicit bias studies have demonstrated a societal problem of correlating race and crime together (*Eberhardt, Goff, Purdie, Davies, 2004*).

Most police officers are dedicated to their profession, protecting the communities in which they live and work, and try to perform their jobs fairly without allowing bias to affect their actions; however, when operating under stressful and ambiguous circumstances they may be more susceptible to stereotype-biased judgements. With limited time to make decisions and react, the mental associations linking social groups and concepts (e.g. Black individuals and other people of color with violence and crime) are likely to influence their actions. Over time this can lead to a racial disparity for rates of stops, searches, arrests, and use of force.

Bias, explicit and implicit, is a symptom and a direct product of institutional racism. Yet, bias solely focused on the prejudice behavior of one thing, person or group compared to another that usually produces inequitable results; and it may be performed by anyone regardless of their race or class. Bias is very difficult to measure yet the variables of recognizing forms of implicit and explicit bias provide opportunities to address areas of change and strive in eliminating racism.

## INTERVENTIONS

Dr. Lori Fridell, author of “Producing Bias-Free Policing: A Science-Based Approach”, states “Because police are human, they have biases; because they have biases, every agency needs to be proactive in producing bias-free policing.” Research has provided great insight into the causes of biased policing, and although most intervention programs lack the evidence needed to prove their effectiveness and sustainability, social psychologists encourage law enforcement agencies to engage in the interventions below:

1. **Training Officers-** Many law enforcement agencies now provide trainings on concepts that include racial/implicit bias, community-oriented policing, and cultural competence. This is the most feasible intervention, however, there is little evidence to support the effectiveness of such programs and they are not systematically evaluated (Paluck & Green, 2009). In addition to training required

for all City employees, SFPD implemented mandatory training for topics including: Implicit Bias, Procedural Justice/Principled Policing, Critical Mindset and Coordinated Response (CMCR), and Crisis Intervention Training (CIT).

2. **Policy Changes to Reduce Discretion-** Policies can be changed to reduce the amount of discretion officers have in their decisions involving civilians. This intervention reduces the probability that stereotypes will influence officers' behaviors
3. **Intergroup Contact-** One of the most feasible, effective interventions is to engage in non-negative contact with members of other ethnic groups (i.e., developing affinity through familiarity). Recent findings of intergroup studies suggest that meeting the four following criteria leads to the greatest reduction in bias: equal status between the two groups, common goals, intergroup cooperation, and support of the authorities. These factors (along with institutional support in the form of structured programming) will reduce racial bias and improve community relations (Pettigrew & Troop, 2006).
4. **Collecting Data and Adopting New Technology-** Collecting data on civilian stops and use of force with subject demographics allows law enforcement leaders to have more robust data to help understand the scope of bias within their departments. This intervention has become more prevalent within recent years but there are still challenges with how the data is being analyzed (Glaser, Spencer, Charbonneau, 2016).
5. **Stereotype Replacement-** The practice of identifying responses that are based on stereotypes and reflecting on why it occurred and replacing it with an unbiased response.
6. **Banning Racial Profiling-** Most agencies have explicitly banned racial profiling but this is hard to enforce and may also be ineffective, as officers may still engage in this behavior. The Department has long had a best-practice policy that prohibited biased policing and has sent an even further improved policy, developed with input from community stakeholders, to the Police Commission for consideration.
7. **Individuation-** The process of learning specific information about your colleagues and friends of a different ethnic group. This prevents stereotypic assumptions and enables positive associations based on personal relationships.
8. **Diversifying Police Force-** Having a diverse department can help strengthen community relations and promote individuation. Diversity does not only refer to

race and gender, it includes other characteristics such as religion, language, sexual orientation, and cultural background.

9. **Rotating Police Assignments-** This process would provide officers with more opportunities to interact and develop relationships with members of the community who come from different racial and cultural backgrounds.

With all of these efforts in place for several years in the San Francisco Police Department, several indicators have emerged suggesting that improvements have been made since the SFPD was reviewed by the United States Department of Justice.

- I. Since the 1<sup>st</sup> quarter of 2016, total uses of force have decreased by 65% (952 to 355). More specifically, pointing of a firearm has decreased by 75% (648 to 160).
- II. When the USDOJ reviewed SFPD, they found that search rates among Black individuals were much higher than White individuals, while the yield rates from these searches were much lower for Black individuals than White individuals. As shown by data contained in this report, this is no longer true (pg33). SFPD is encouraged by this as an indicator that officers are relying on behaviors of those they interact with to determine the type and level of enforcement necessary. SFPD believes that the training and policies, and resulting increased awareness, has driven these results.
- III. Continued incremental reductions in the representation of Black individuals among those stopped, searched, arrested, and in which force was used against them.

The San Francisco Police Department will continue to take the necessary steps to address the issue of biased policing. SFPD understands that implementing interventions will increase awareness and result in a substantial reduction of the effects of implicit bias and ultimately strive to end racism and discrimination throughout our workforce. As leadership continues to re-evaluate policies and seek new, innovative ways to better serve our diverse communities, we look forward to building new partnerships with experts in the field so that we can develop a better understanding of this ongoing issue.

## REFERENCES

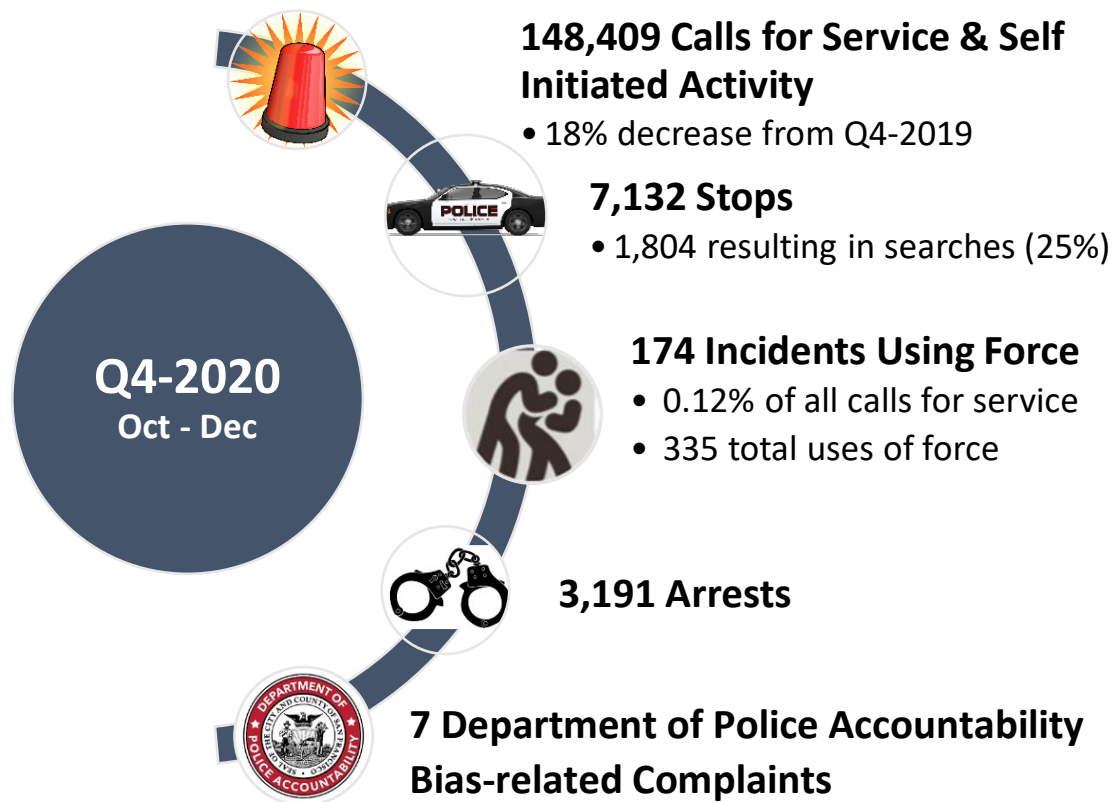
- Eberhardt, J.L., Goff, P.A, Purdie, V.J. (2004). Seeing Black: Race, Crime, and Visual Processing. *Journal of Personality and Social Psychology*
- Glaser, J., Spencer, K.B., Charbonneau, A.K (2016). Implicit Bias and Policing. *Social and Personality Psychology Compass*
- Staats, C., Capatosto, K., Tenney, L., Mamo, S. (2017). State of the Science: Implicit Bias Review 2017 Edition.
- Pettigrew, T.F., Tropp, L.R. (2006). A Meta-Analytic Test of Intergroup Contact Theory. *Journal of Personality and Social Psychology*
- Fridell, L. (2017). Producing Bias-Free Policing: A Science- Based Approach
- Paluck, E.L., Green, D.P., (2009). Prejudice Reduction: What Works? A Review and Assessment of Research and Practice
- Payne, B.K., Cheng, C.M., Govorun, O., Steward, B.D. (2005). An Inkblot for Attitudes: Affect Misattribution as Implicit Measurement. *Journal of Personality and Social Psychology*



The San Francisco Police Department began tracking and reporting use of force and stop data in 2016 as required by the passing of the local ordinance establishing Administrative Code Chapter 96A. In 2018, the local reporting requirements were changed to align with those of the State mandated under Assembly Bill 953, the Racial and Identity Profiling Act of 2015. At that time, SFPD adjusted data collection practices and reporting guidelines to meet these requirements. The legislative efforts listed below are included as they directly relate to information in this report.

The California State Legislature adjourned for the year on August 31, 2020. Governor Newsom approved a number of police reform bills listed below which have become state law as of January 1, 2021:

1. **Carotid Restraint Ban (AB-1196):** It is now illegal for law enforcement officers to use a carotid artery restraint tactic to forcibly detain a suspect. SFPD banned the use of this tactic in 2016 when the Use of Force policy was updated (DGO 5.01).
2. **Psychological Evaluations (AB-846):** This new law requires psychological evaluations/screenings of peace officers to include bias against race or ethnicity, gender, nationality, religion, disability, or sexual orientation.
3. **Length of Probation (AB-1950):** The California State Penal Code was amended to limit adult probation to a maximum of one year for misdemeanor offenses and two years for felony offenses



In October of Q4-2020, the City and County of San Francisco saw a decrease in the number of COVID-19 cases and advanced into the yellow tier of California COVID reopening plan phases, which is the least restrictive state category. Certain facilities were allowed to re-open and businesses were able to expand capacity. However, just weeks later the City moved back to the state's purple tier and faced tighter restrictions in outdoor activities and non-essential offices. On December 3, 2020, California Governor Gavin Newsom had issued a new Stay at Home Order<sup>1</sup> restricting travel and activities with exception to essential tasks. This Health Order remains in place and, as a result, the San Francisco Police Department has continued to see an overall decline in stops, searches, crimes, arrests, and calls for service in Q4-2020. The year-over-year comparisons using 2020 data will show the effects of the COVID-19 related shelter in place orders.

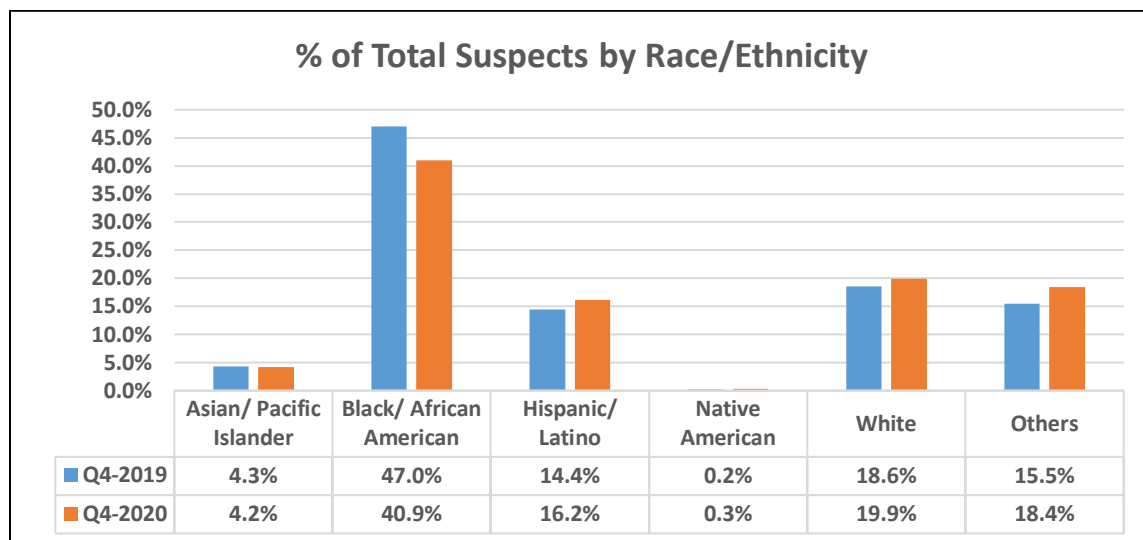
<sup>1</sup> <https://www.gov.ca.gov/wp-content/uploads/2020/12/12.3.20-Stay-at-Home-Order-ICU-Scenario.pdf>

## SUSPECTS OBSERVED AND REPORTED

The suspect information provided includes descriptions that are generated by members of the public or observed by department members, and documented in police incident reports.

<b>SUSPECTS by Race/Ethnicity</b>					
<b>October 1, 2020 - December 31, 2020</b>					
<b>DESCRIPTION</b>	<b>Oct</b>	<b>Nov</b>	<b>Dec</b>	<b>Q4 2020</b>	<b>% of Total Suspects Q4 2020</b>
<b>Asian/ Pacific Islander</b>	118	93	81	292	4.2%
<b>Black/ African American</b>	959	941	952	2852	40.9%
<b>Hispanic/ Latino</b>	415	335	377	1127	16.2%
<b>Native American</b>	8	13	3	24	0.3%
<b>White</b>	487	429	471	1387	19.9%
<b>Others</b>	405	460	419	1284	18.4%
<b>Total</b>	<b>2,392</b>	<b>2,271</b>	<b>2,303</b>	<b>6,966</b>	<b>100.00%</b>

Total suspects observed and reported in Q4 2020 (6,966) declined by 22% from Q3 2020 (8,913). Black/ (40.9%) and White (19.9%) accounted for approximately 61% of all suspects observed and reported in Q4-2020.



Note: Subject data is extracted from incident reports via the Person Schema of Crime Data Warehouse via Business Intelligence tools. Search criteria includes results in which Person Type = "Suspect." Records with Unknown Race/Ethnicity data are not included.

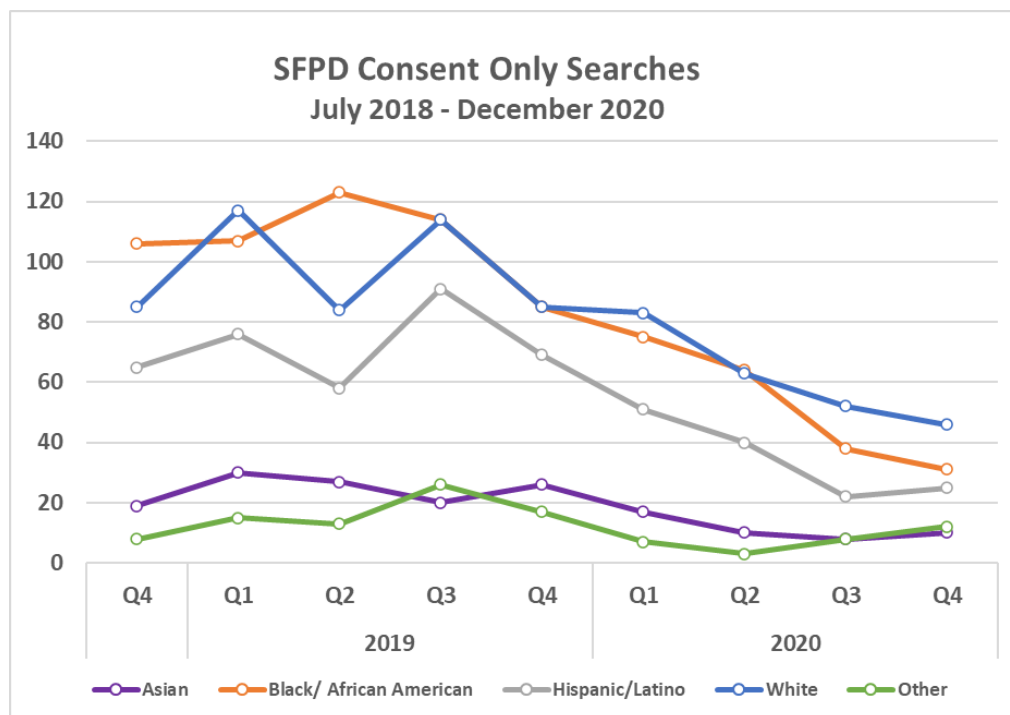
## SEARCHES BY LEVEL OF DISCRETION

Starting in Q4, 2020, the Department has renamed search categories to match the RIPA search yield rate methodology. The renaming did not change the contents of any category.

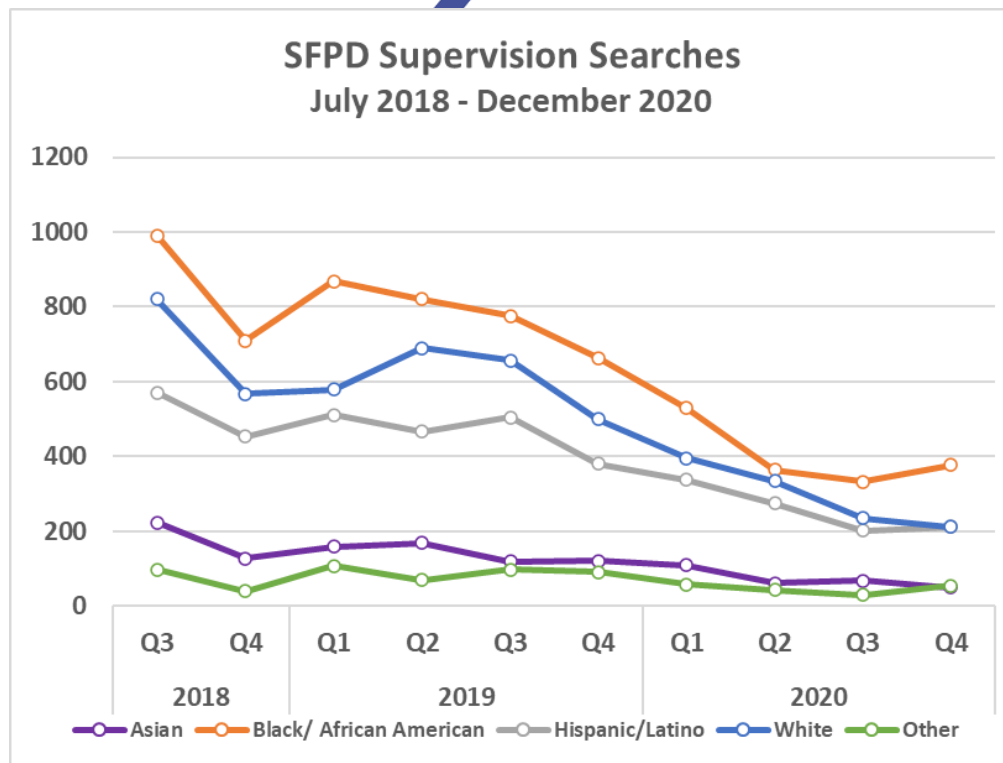
SFPD classifies the various types of searches into three categories: consent only searches, supervision searches, and other searches. Consent only searches require an officer to ask and receive

consent to search. In such cases, officers have the most flexibility in determining who to search, and include only those occurrences where consent is the only basis provided. Supervision searches include those that occur as a result of a search warrant, arrest or vehicle inventory. Other searches have a variable range of discretion and include reasons such as officer safety, suspected weapons, visible contraband, evidence of crime, etc.

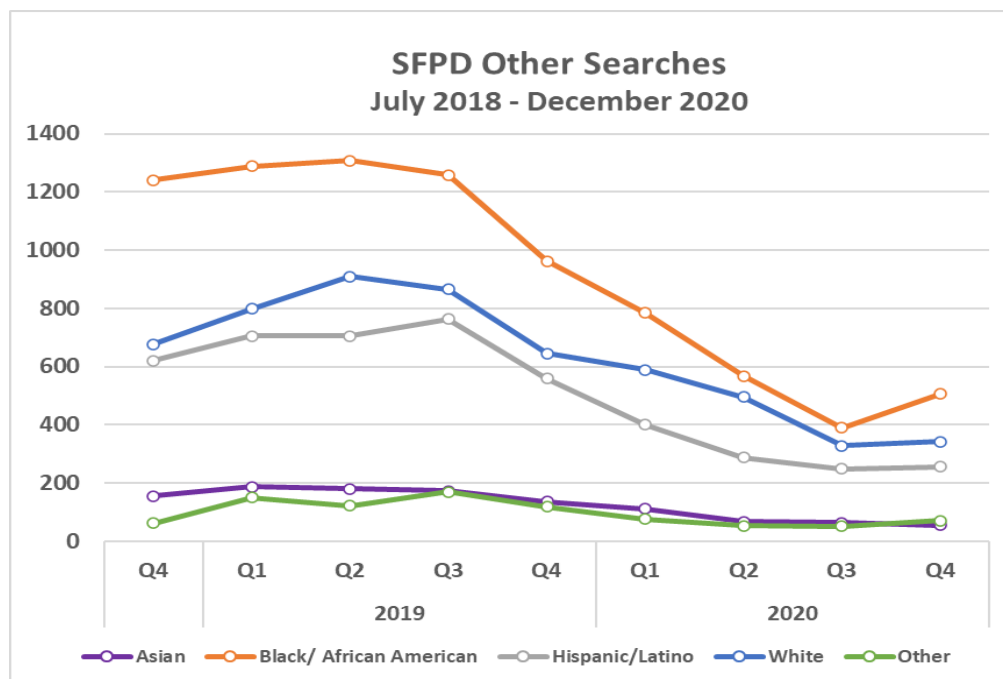
<u>Consent Only Searches</u>	<u>Supervision Searches*</u>	<u>Other Searches</u>
<ul style="list-style-type: none"> <li>Consent given</li> </ul>	<ul style="list-style-type: none"> <li>Search warrant</li> <li>Incident to arrest</li> <li>Vehicle Inventory</li> </ul>	<ul style="list-style-type: none"> <li>Officer safety/safety of others</li> <li>Suspected weapons</li> <li>Visible Contraband</li> <li>Odor of contraband</li> <li>Canine detection</li> <li>Evidence of crime</li> <li>Emergency</li> <li>Suspected violation of school policy</li> <li>Condition of parole/probation/ PRCS/ mandatory supervision</li> </ul>



“Consent only searches” have decreased 56% overall since Q4-2019.



Supervision searches have decreased by 49% overall since Q4-2019.



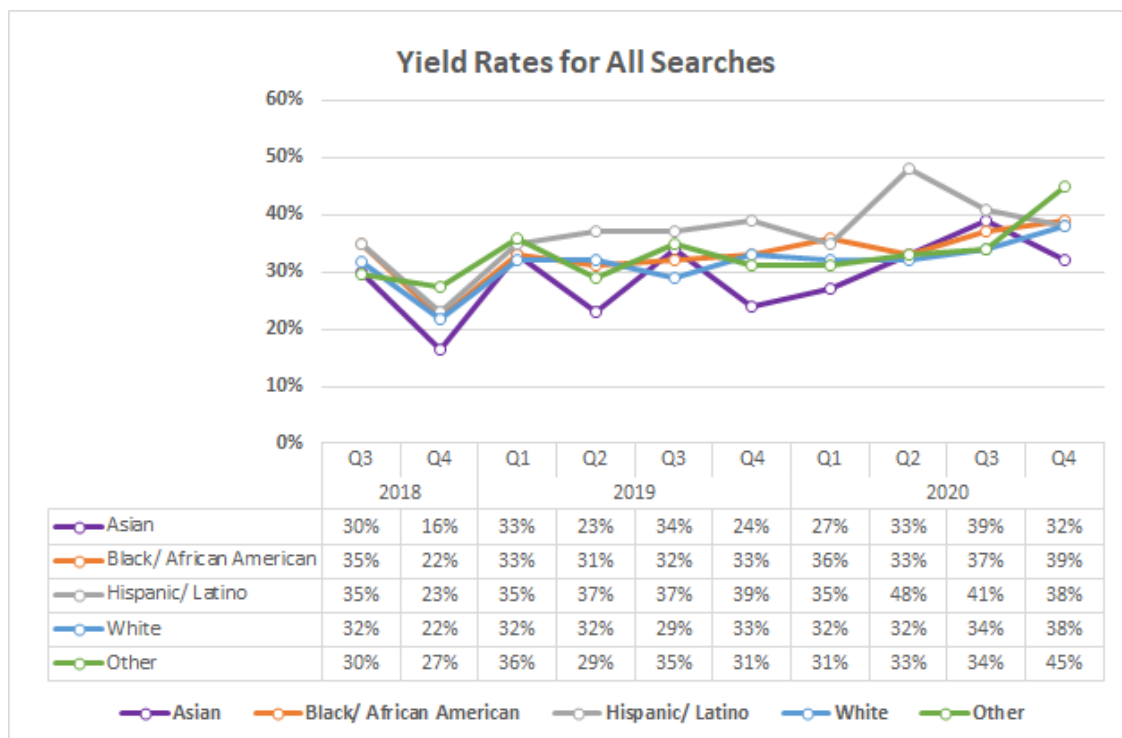
“Other searches” have decreased 66% overall since Q3-2019.

The Center for Policing Equity notes:

*...disproportionate searches and lower yield rates are an indicator of a greater burden of police contact relative to other groups and may suggest that officers' suspicion of illegal activity is less likely to be accurate for a particular group, or it may reflect that officers use a lower threshold of suspicion for the group. A lower threshold refers to the possibility that officers interpret behaviors as suspicious more often when the person engaging in that behavior is a member of a given group than when the person engaging in that behavior is a member of another group.<sup>2</sup>*

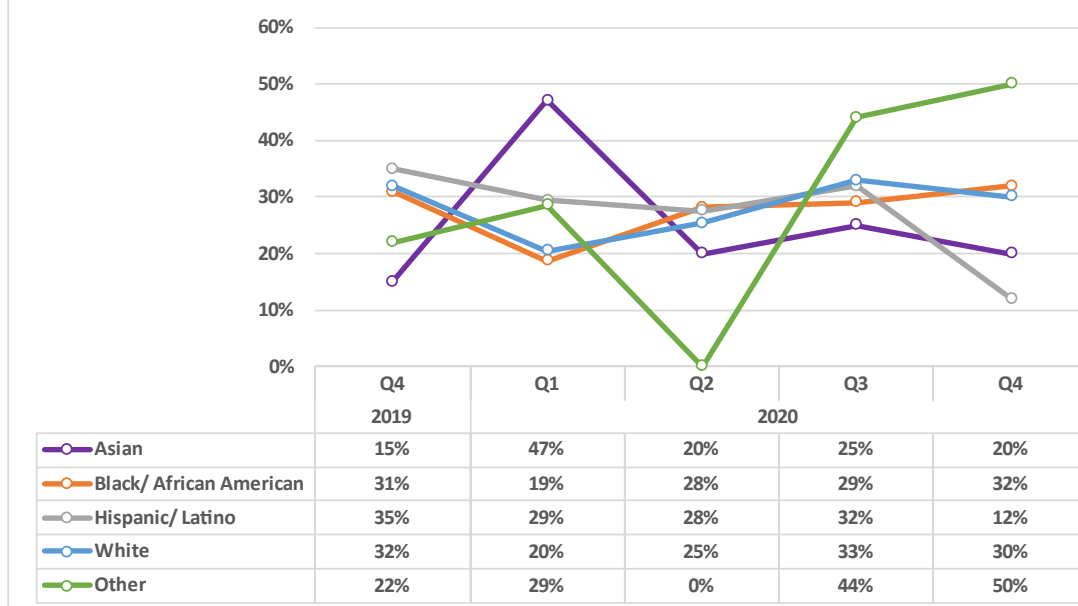
The SFPD continues to conduct searches at a higher rate on Black/African American residents in San Francisco (see page 36), however, this disparity has reduced over time. (see page 40)

Average yield rate disparity has also reduced over time. Data since 2018 shows a significant narrowing or elimination of that disparity, with yield rates for Black residents and White residents within 4 percentage points of each other over the past 2.5 years.



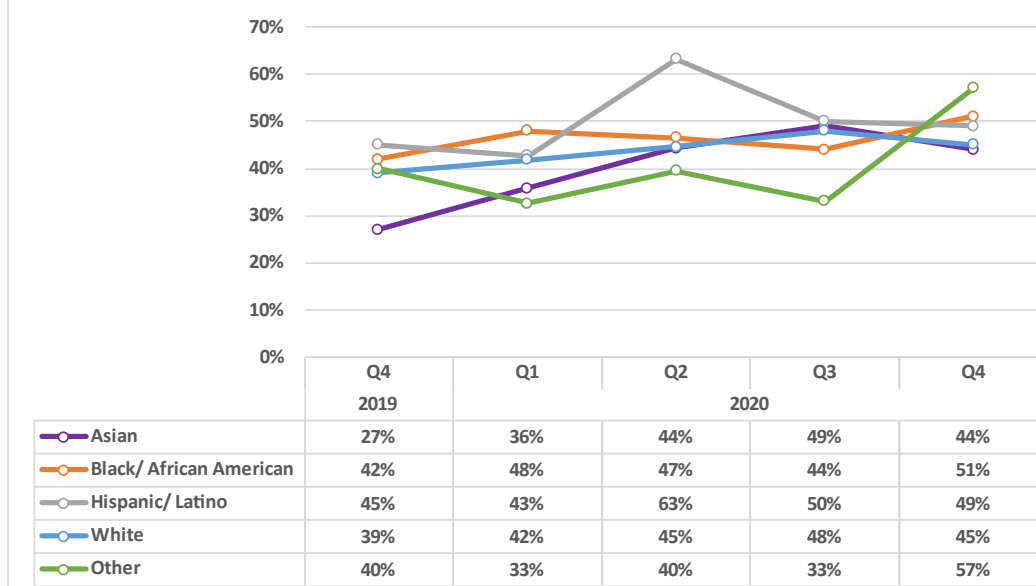
<sup>2</sup> The Science of Justice San Francisco Police Department National Justice Database City Report August 2020, Goff, et al, pg21  
<https://sfgov.org/policecommission/sites/default/files/Documents/PoliceCommission/PoliceCommission021021-CPE-SFPD-Report-Final.pdf>

### Yield Rates for Consent Only Searches



Yield rate differences between White and Black demographic groups remain within 4 percentage points since 2019 for consent searches. We are unable to conduct an analysis prior to Q4 2019 due to a lack of inconsistent data.

### Yield Rates for Supervision Searches

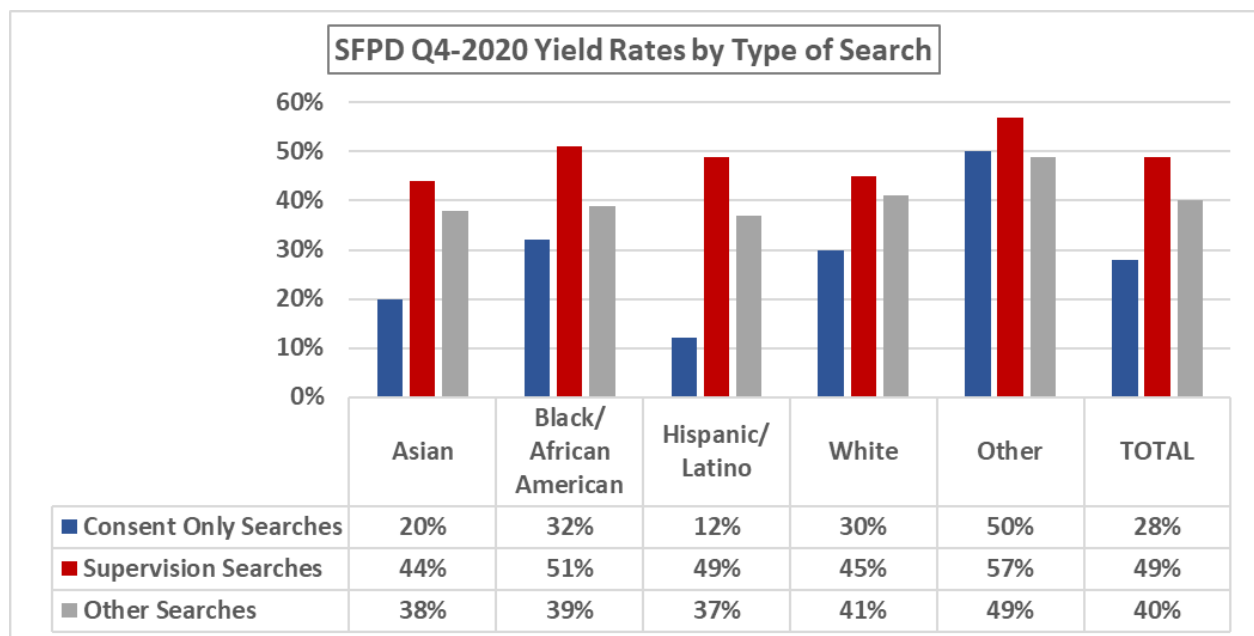


Yield rate differences between White and Black demographic groups remain within 6 percentage points since 2019 for supervision searches. We are unable to conduct an analysis prior to Q4 2019 due to a lack of inconsistent data.

The 1,804 total searches conducted in Q4-2020 were categorized below. Many of these incidents have more than one cause for search and are included in multiple categories.

- Consent Only Searches: 124 (7%)
- Supervision Searches: 905 (50%)
- Other Searches: 1,232 (68%)

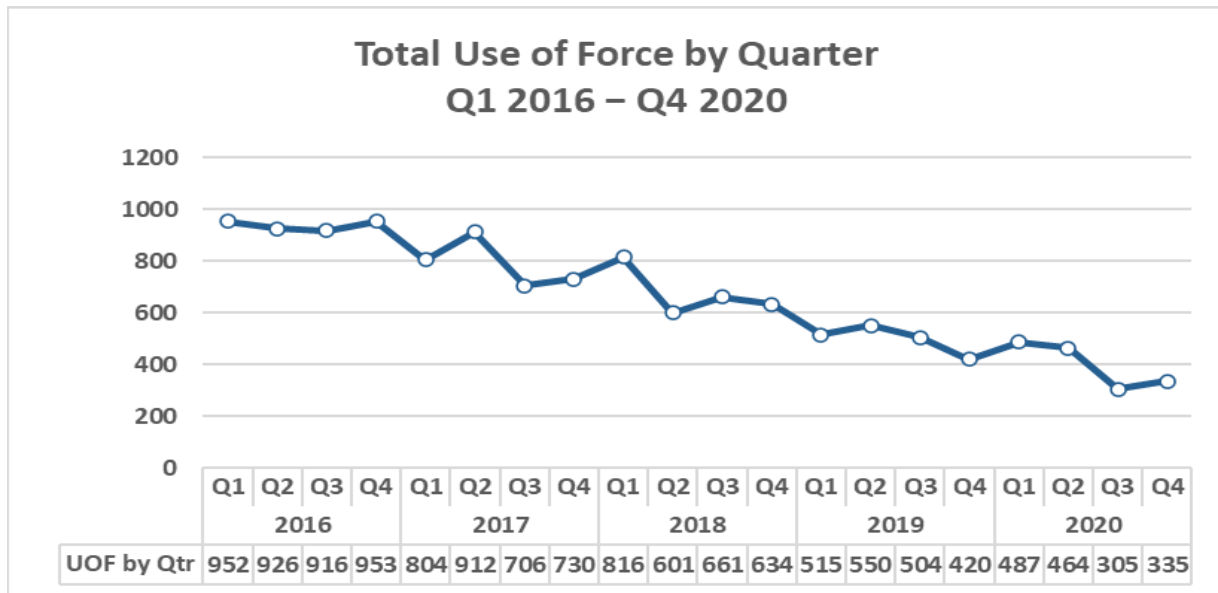
Total yield rate for all searches was 38% in Q4-2020. The yield rate was 28% for “consent only” searches, 49% for “supervision searches”, and 40% for “other searches.”



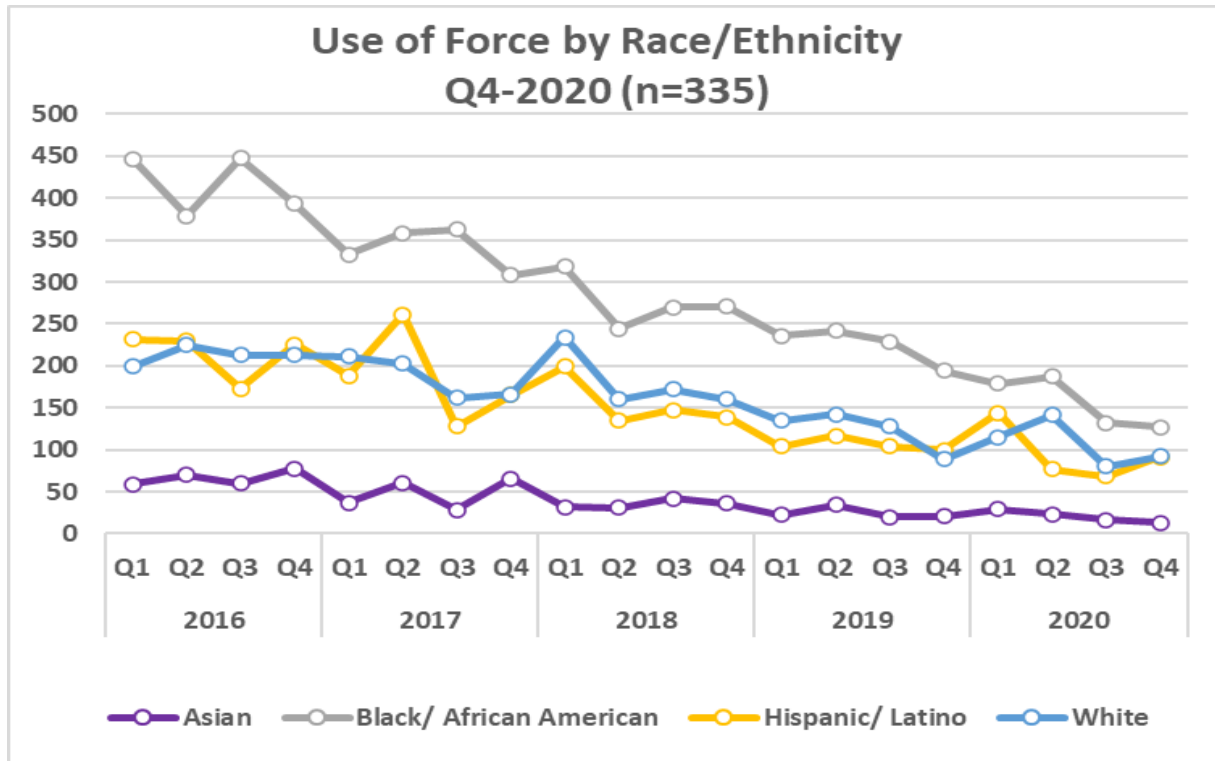


## USE OF FORCE

Since the 1<sup>st</sup> quarter of 2016, total uses of force have decreased by 65% (952 to 335). More specifically, pointing of a firearm has decreased by 75% (648 to 160).



During the 4<sup>th</sup> quarter of 2020, the Department responded to 148,409 total calls for service. Department officers were assaulted 50 times and force was used in 174 incidents which represented 0.12% of all calls for service. Of those 174 incidents, force was used 335 times by 220 officers against 201 subjects. **There were two Officer Involved Shooting Use of Force incidents during the 4<sup>th</sup> quarter of 2020, and one of them resulted in death.**



38% of the total uses of force were against Black/ subjects, and 27% were against White, and Hispanic/Latino subjects. While overall uses of force continue to decline, the proportion of those uses of force against all demographic groups has remained relatively constant.

Race/Ethnicity	Uses of Force Q4-2019 (n=420)	Uses of Force Q4-2020 (n=335)	%Δ from 2019
Asian	5%	4%	-1%
Black/African American	46%	38%	-8%
Hispanic/Latino	24%	27%	3%
White	21%	27%	6%
Other	4%	4%	0%

## TYPES OF FORCE USED

Total Uses of Force decreased by 21% from the fourth quarter of 2019.

Pointing of a firearm, physical control, striking by object/fist, and OC (Pepper Spray) were the top four types of force used and account for 90% of total Uses of Force.

Uses of Force	Q4 2019	Q4 2020	% Change
Pointing of Firearms	185	160	-14%
Physical Control	150	93	-38%
Strike by Object/Fist	55	32	-42%
OC Spray	8	16	100%
Impact Weapon	14	11	-21%
ERIW	7	13	86%
Firearm	2	4	100%
Spike Strips	1	1	0%
Other	0	5	not calc
<b>Total</b>	<b>422</b>	<b>335</b>	<b>-21%</b>

## USE OF FORCE RESULTING IN DEATH

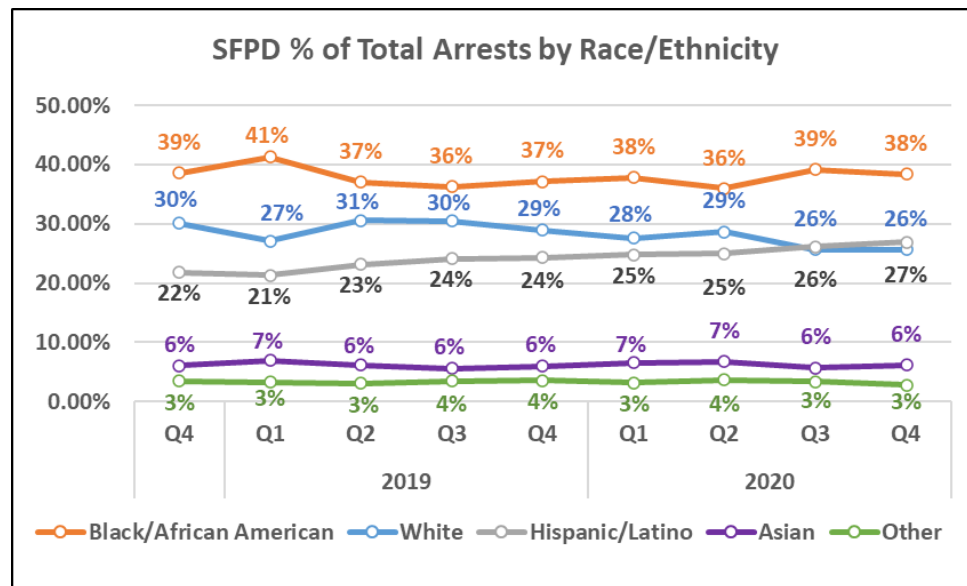
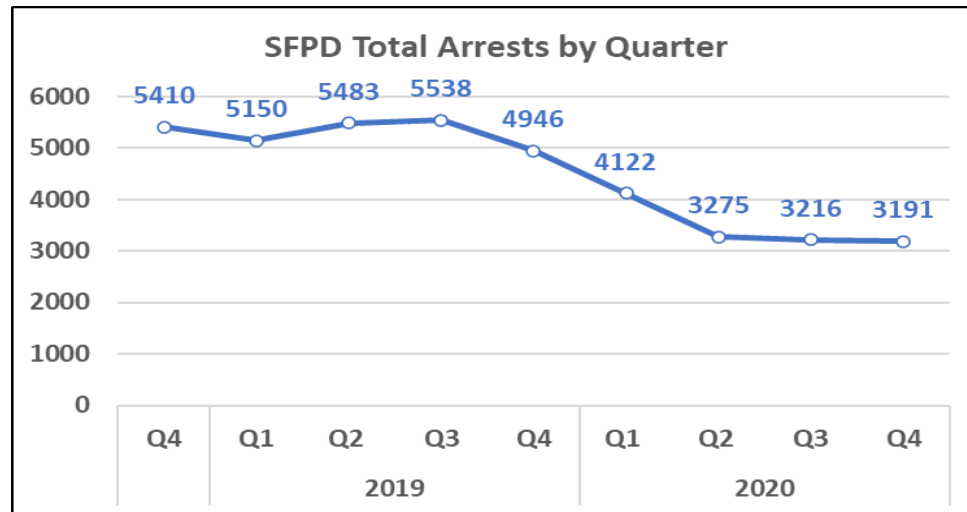
There were two Officer Involved Shooting (OIS) Use of Force incidents during the 4th quarter of 2020, and one of them resulted in death.

On Saturday, October 10, 2020 at approximately 11:26 PM officers responded to Market and Gough Streets regarding numerous 911 calls reporting a carjacking at knife point. Officers located the suspect and pursued him to the unit block of Otis Street where they attempted to detain him. During this contact, an officer involved shooting occurred, which was captured on the officers' body worn camera (BWC). The suspect was struck by gunfire and officers immediately rendered aid and summoned medics to the scene. The suspect succumbed to the injuries and was declared deceased at the scene. Officers located a knife at the scene of the officer involved shooting.

On November 17, 2020, at approximately 5:09 PM, San Francisco Police officers responded to 5th and Market Streets regarding male subjects in a fight. One of the subjects was reportedly armed with a knife. Officers arrived on scene and located a male who was brandishing a knife. During this contact an officer involved shooting occurred on the 800 block of Market Street. San Francisco Police officers deployed less-lethal weapons and a San Francisco Sheriff's Office deputy deployed a Taser. The suspect was taken into custody and transported to the hospital for a gunshot wound.

## ARRESTS

There were 3,191 arrests during the Q4-2020, a 35% decrease from Q4-2019. White subjects accounted for 26% of all arrests, while Black subjects accounted for 38%.



Percentage of Total Arrests			
Race/ Ethnicity	Q4-2019 (n=4,946)	Q4-2020 (n=3,191)	%Δ from 2019
Asian	6%	6%	0%
Black/ African American	37%	38%	1%
Hispanic/Latino	24%	27%	3%
White	29%	26%	-3%
Unknown	4%	3%	-1%

A general decline in arrests over 2020 has not significantly changed the percentage makeup of individuals arrested in San Francisco.

\* Detailed data regarding age groups and gender can be found later in this report.

## ARRESTS BY DISTRICT

It's important to note that arrests made by Department members at San Francisco International Airport are investigated by, and reported as part of San Mateo County data and are not included in the City totals.

The "Outside SF/Other" category includes arrests made by Department members outside the jurisdiction of the City and County of San Francisco by the SFPD and arrests inside the City and County of San Francisco by agencies other than the SFPD that are captured by our Incident Reporting system.

Overall arrests made by Department members within the City and County of San Francisco jurisdiction declined in Q4-2020 compared to Q4-2019; however, Outside SF/Other arrests increased by 17%. A majority of this increase is due to increased arrests by other agencies operating within the City and County of San Francisco.

The quarter over quarter comparison is likely impacted by the COVID 19 shelter in place order and may explain some of the significant decline as compared to 2019.

District	Q4 2019	Q4 2020	% change
Co. A - Central	783	402	-49%
Co. B - Southern	688	437	-36%
Co. C - Bayview	367	338	-8%
Co. D - Mission	844	486	-42%
Co. E - Northern	433	334	-23%
Co. F - Park	256	112	-56%
Co. G - Richmond	169	127	-25%
Co. H - Ingleside	314	209	-33%
Co. I - Taraval	272	159	-42%
Co. J - Tenderloin	734	486	-34%
Outside SF/Other	86	101	17%
<b>Total</b>	<b>4,946</b>	<b>3,191</b>	<b>-35%</b>

## DEPARTMENT OF POLICE ACCOUNTABILITY

The Department is required to obtain information from the Department of Police Accountability (DPA) relating to the total number of complaints received during the reporting period that it characterizes as allegations of bias based on race or ethnicity, gender, or gender identity. The Department also is required to include in its report the total number of complaints DPA closed during the reporting period that were characterized as allegations of bias based on race or ethnicity, gender, or gender identity, as well as the total number of each type of disposition for such complaints.

### Cases Received in Q4-2020

Type of Case Received	# of Cases
Racial Bias	6
Gender Bias	1
Both Racial and Gender Bias	0
<b>TOTAL</b>	<b>7</b>

DPA received a total of 168 overall complaints for the quarter.  
Of those, 7 included allegations of bias (above), involving 15 officers for racial bias.  
33 total complaints received in 2020 involving racial or gender bias

### Case Closures and Dispositions in Q4-2020

Type of Case	Sustained	Mediated	Unfounded	No Finding	Insufficient Evidence	Proper Conduct	Referral	TOTAL
Racial Bias	0	1	4	2	2	0	0	9
Homophobic Bias	0	0	1	0	0	0	0	1
<b>TOTAL</b>	<b>0</b>	<b>1</b>	<b>5</b>	<b>2</b>	<b>2</b>	<b>0</b>	<b>0</b>	<b>10</b>

Closures include cases received in previous quarters.

## BIAS-RELATED COMPLAINTS RECEIVED BY SFPD, AND INVESTIGATED BY THE DEPARTMENT OF HUMAN RESOURCES

As part of the Department's commitment to transparency, the Department also reports on all bias-related complaints received by the Department and forwarded to the Department of Human Resources (DHR) for investigation. Closed cases may include complaints received in previous quarters. Bias-related complaints are referred to as Employment Equal Opportunity (EEO) cases by DHR.

### Q4-2020 Bias Cases Received

EEO Cases Received	Q4-2020
Age / Race / Religion and Gender Discrimination	0
Disability Discrimination	1
Hostile Work Environment	4
Gender Discrimination	2
Race Discrimination	1
Race / Sex Discrimination	0
Retaliation	0
Sexual Harrassment	0
Sexual Orientation	0
<b>Total</b>	<b>8</b>

**Complainants:** 7 Department members; 1 outside vendor

**Respondents:** 6 SFPD (Department named as Respondent); 2 unknown

### Q4-2020 Case Closures and Dispositions

Type of Case	Administrative Closures			Sustained	TOTAL
	Respondent Counseled	Rejected	Insufficient Evidence		
Age / Race / Religion and Gender Discrimination	0	0	0	0	0
Gender Discrimination	0	0	0	0	0
Hostile Work Environment	0	1	0	0	1
Marital/Parental Discrimination	1	0	0	0	1
Medical Discrimination	0	0	0	0	0
Race Discrimination	0	0	0	0	0
Race / Sex Discrimination	0	0	0	0	0
Retaliation	0	0	0	0	0
Sexual Harassment	0	0	0	0	0
Sexual Orientation	0	0	0	0	0
Slurs/Inappropriate Comment	0	0	0	0	0
Harassment/ Non-EEO	0	0	0	0	0
<b>TOTAL</b>	<b>1</b>	<b>1</b>	<b>0</b>	<b>0</b>	<b>2</b>

Source: SFPD Risk Management EEO Quarterly Report

### Domestic Violence and COVID-19

#### Summary of Observations

- Economists at Brigham Young University conducted a study on COVID and Domestic Violence (DV) in 15 metro areas found an increase in calls to 911 for DV by 10.2% from March to May 2020. This increase is adjusted to 7.5% when taking things like seasonality into account.
- During the same timeframe, DV calls in San Francisco rose by 1,586 to 1,662. (4.79%).
  - o Based on geographic data, calls from repeat victims increased from 1,061 to 1,079 (1.1%) while calls from new victims increased from 525 to 583 (11.05%)
- SFPD's Special Victims Unit conducted specific outreach to known victims of domestic violence in May and June 2020.
- The Department of Emergency Management, who dispatch 911 calls, also initiated a text to 911 program in early April 2020.
- DV calls to 911 in San Francisco declined from 6,197 in 2019 to 5,897 in 2020, a reduction of 4.84%.
- We are unable to specifically cite a cause for year-over-year reduction in San Francisco; however, the work of SFPD's SVU and DEM's text to 911 program may have been a contributing factor.

#### Introduction

The COVID-19 pandemic raised questions currently being studied by various academic institutions regarding the effects of stay-at-home orders on domestic violence.

Domestic violence, or intimate partner violence, is committed by a spouse or partner in an intimate relationship against the other spouse or partner. Several of the underlying contributing factors of domestic violence have been exacerbated during the pandemic. There are additional economic and emotional stresses combined with the necessity of remaining in close quarters more often and during new situations, such as working from home and extended school closures. While staying at home may, in some cases, mean neighbors are also home and potentially able to hear and report a domestic disturbance, it also means victims may be separated from friends and family who could help, and victims may have a more difficult time reporting abuse while the perpetrator remains in the home.



Assistant Professor of Economics at Brigham Young University (BYU), Emily Leslie and co-author Riley Wilson documented their findings of the impact of COVID-19 on police calls for service for domestic violence in a paper published May 19, 2020 titled “Sheltering in Place and Domestic Violence: Evidence from Calls for Service during COVID-19.”<sup>3</sup> This study focused on 15 large metropolitan areas, of which San Francisco was not included, and uses cell phone tracking data collected by various private companies, trends in Google searches, and Open Table restaurant data for number of diners eating out. The study concentrated on the time period of January 5, 2020 through the end of March, and notes the pandemic began affecting human behavior by the week of March 9, 2020. Domestic violence calls for service began increasing in the 15 studied areas at this time, as people were beginning to spend more time at home in response to public health orders and guidance on COVID-19. The study concluded that the COVID-19 pandemic and subsequent shelter-in-place orders are associated with a rise in domestic violence service calls, primarily driven by new households experiencing this crime type. A podcast discussing the paper can be listened to for additional context<sup>4</sup>.

The study found an increase of 10.2% calls for service to 911 for domestic violence across the study population, but further refined the estimate by accounting for, among other things, seasonality. These statistical changes are summarized on the website presenting the paper as: “The pandemic increased domestic violence calls by 7.5% during March through May of 2020, with effects concentrated during the first five weeks after social distancing began.”<sup>5</sup>

We undertake an exploration of these data to see if domestic violence trends in San Francisco, measured by calls for service to 911, track with the 15 other study participants trends. We also look at other interventions conducted in San Francisco by the San Francisco Police Department (SFPD) and the Department of Emergency Management (DEM) to see if we are able to notice an effect in our overall number of calls for service.

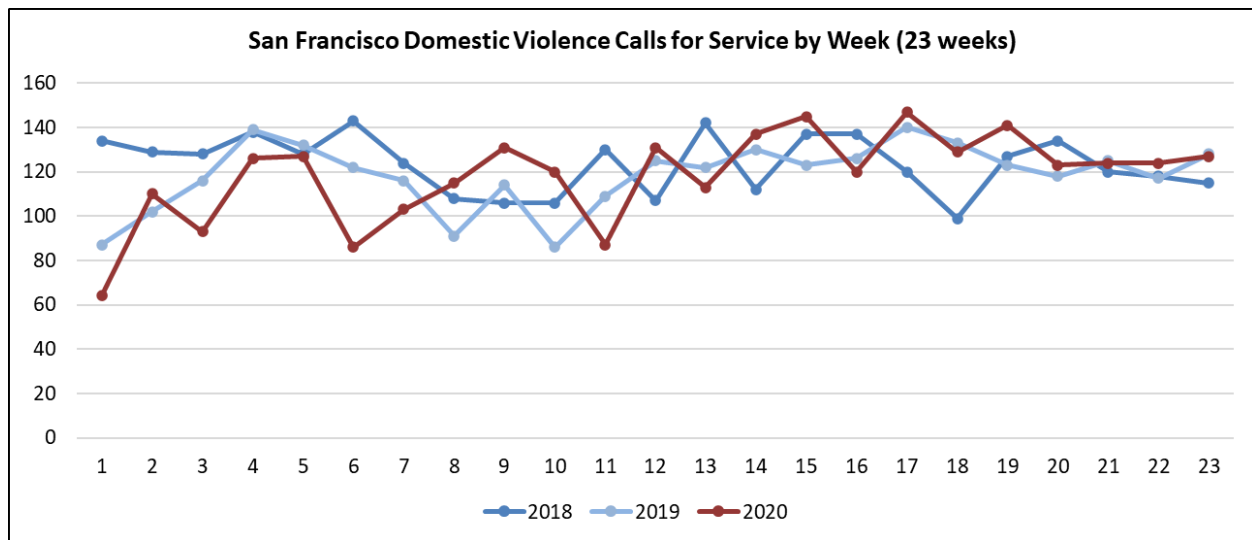
<sup>3</sup> Emily Leslie, Riley Wilson, Sheltering in place and domestic violence: Evidence from calls for service during COVID-19, Journal of Public Economics, Volume 189, 2020, 104241, ISSN 0047-2727, <https://doi.org/10.1016/j.jpubeco.2020.104241>.

<sup>4</sup> Episode 40: Emily Leslie — Probable Causation (<https://www.probablecausation.com/podcasts/episode-40-emily-leslie>)

<sup>5</sup> Sheltering in place and domestic violence: Evidence from calls for service during COVID-19 - ScienceDirect (<https://www.sciencedirect.com/science/article/abs/pii/S0047272720301055?via%3Dihub>)

## Domestic Violence in San Francisco and COVID 19

The SFPD study below is a data exploration on data trends and general observations and conducts a surface level data exploration on the incidents of domestic violence in San Francisco. Below is a chart depicting the first 23 weeks of the year for domestic violence calls for service in San Francisco, during 2018, 2019, and 2020. According to the aforementioned study, the pandemic news began influencing people to stay at home



during week 11 of 2020 on the chart below. Mayor Breed issued the first order prohibiting large events and public gatherings at the end of week 10 (March 7, 2020), and issued a second order during week 12 (March 17, 2020), directing residents to shelter in place, except for essential business purposes.

While the rise in calls is consistent with seasonal trends, there is an additional increase in the amount of domestic violence calls received between March and May of 2020 in San Francisco, which occurred while there was an overall decrease in calls for service for other types of crime.

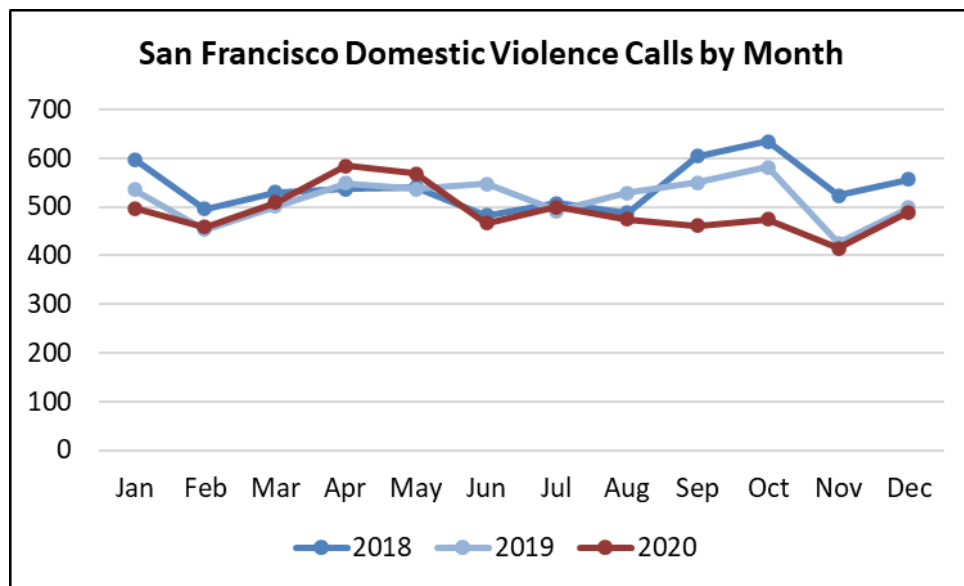
### Domestic Violence Calls for Service – March through May

	2018	2019	2020	2018 vs. 2020	2019 vs. 2020
March	530	501	509	-3.96%	1.60%
April	536	548	584	8.96%	6.57%
May	540	537	569	5.37%	5.96%
3 Month Total	1,606	1,586	1,662	3.49%	4.79%

We observe that San Francisco calls for service for domestic violence increased 4.79%, when comparing against the same months during 2019, which is less than the 10.2%

unadjusted, or 7.5% adjusted, increase reported in the BYU study. The San Francisco increase is inclusive of seasonal changes observable when compared against the same time period in the previous year. As the BYU study notes, there are seasonal increases in violent crimes and domestic violence that correspond to warming temperatures.

However, when looking at the number of domestic violence calls received over the year during 2020 in San Francisco, the number of calls has declined, primarily between August and November. The BYU study does not provide a longer-term perspective or longitudinal study, as it was published in May of 2020 and such additional data was not available.



### SFPD and Department of Emergency Management Interventions

SFPD initiated a specific intervention with known survivors of domestic violence in May and June of 2020. This intervention was conducted largely after the time period considered in the BYU paper; it may be instructive to consider the intervention in the context of a full year of data. To help mitigate the potential impacts of staying at home on domestic violence victims SFPD's Special Victims Unit (SVU) reached out to 314 survivors of domestic violence during the months of May and June 2020 who were potentially at risk of being re-victimized. At-risk survivors were identified from those who had been victimized two or more times over the previous 18 months. While some of the survivors could not be reached due to invalid contact information, 118 voice messages were left advising that SFPD SVU was available to answer questions and offer referrals for support through domestic violence advocacy services, and 101 survivors

were successfully contacted, with 66 receiving referrals to victim support services and 35 declining services. Additionally, in early April 2020, San Francisco Department of Emergency Management began offering the ability to text 911 for help, which could support victims that are unable to speak on the phone. Data beyond the start data of the program was not available at the time for inclusion in this study.

### **Analysis of Domestic Violence Trends thru 2020**

Using data available to the San Francisco Police Department, we analyzed Calls for Service—311 or 911 calls generated through the Department of Emergency Management’s deployment system. The data describes how many calls for domestic violence were received at locations that had a previous domestic violence call for service (a repeat location) vs a location that did not (a new location). Calls were considered as duplicates if the geographic coordinates for the call were associated with more than one unique domestic violence call number between January 1, 2018, and December 31, 2020.

Each intervention could affect the new versus repeat data differently – for example – if the SFPD’s SVU outreach was extremely effective, we could expect to see a noticeable decline in the number of repeat domestic violence calls for service, as compared to new domestic violence calls for service, which did not receive this intervention.

Alternatively, the Department of Emergency Management’s text for help outreach was announced publicly, could have confounding effects, but for both sets of callers. That is, if the public outreach was especially effective, we could expect to see an increase of domestic violence calls for service (or in this case, texts) for both new and repeat callers, as the intervention was public and available to both groups.

We observe domestic violence calls for service at new locations in San Francisco did increase during the time of March through May; however, calls for service declined at new and repeat locations during 2020, primarily during the latter half of the year.

### Domestic Violence Calls in San Francisco – March through May

<b>Domestic Violence Calls for Service</b>	<b>2018</b>	<b>2019</b>	<b>2020</b>	<b>% Change 2019 vs 2020 March through May</b>
New Location	591	525	583	11.05%
Repeat Location	1,015	1,061	1,079	1.70%
Grand Total	1,606	1,586	1,662	4.79%

### Domestic Violence Calls in San Francisco – July through December

<b>Domestic Violence Calls for Service</b>	<b>2018</b>	<b>2019</b>	<b>2020</b>	<b>% Change 2019 vs 2020 July through Dec</b>
New Location	1,203	1,106	942	-14.83%
Repeat Location	2,111	1,970	1,871	-5.03%
Grand Total	3,314	3,076	2,813	-8.55%

### Domestic Violence Calls in San Francisco – January through December

<b>Domestic Violence Calls for Service</b>	<b>2018</b>	<b>2019</b>	<b>2020</b>	<b>% Change 2019 vs 2020 January through Dec</b>
New Location	2373	2158	2017	-6.53%
Repeat Location	4,123	4,039	3,880	-3.94%
Grand Total	6,496	6,197	5,897	-4.84%

## Conclusions

At the time of this report, reduction in domestic violence calls during 2020 cannot be attributed to a specific factor; however, potential causes include the results of successful outreach and support services received by victims, increased ability to contact 911 through text, contrasted by a reduced ability for victims to report abuse while sheltering in place with an abuser, and a reported decline in the SF population due to various economic factors. Other factors may also influence these data and are not captured or mentioned in this analysis.

Future research may wish to consider these questions:

- What were the seasonal effects on domestic violence calls for service in San Francisco, and how would adjusting for seasonality effect increases or decreases reported here?
- What were the effects, if any, of the outreach by the SFPD's SVU on domestic violence trends in calls for service? What were the effects of the new DEM text to 911 program?
- What is driving the reduction in domestic violence calls over the second half of 2020?

## Population Benchmark Analysis, Per Capita Race/Ethnicity, 2020

The San Francisco Police Department received requests from various community key stakeholders to present a Per Capita population benchmark analysis. This analysis captures an interaction with a particular race or ethnicity, as compared to their representation, per 1000 individuals, in San Francisco's residential population. This analysis presents quarter four data and all quarters with data available. A disparity analysis-the contrast between different race/ethnicity groups against each other- is also shown in order to generate a numerical comparison. This analysis may surface potential racial disparities when comparing policing activities with the various demographic groups. In all cases, a population benchmark analysis that presents results per capita will continue to retain challenges that any population benchmark may have, and are noted below.

### *What is a benchmark?*

A benchmark is a common frame of reference, created by comparing at least two sets of data to each other, in order to consider trends presented in the data and provide context to the data. In this analysis, we compare citywide population demographics against pre and post stop activities by SFPD, and then convert those contact ratios into a Per Capita (or by 1000 residents) number.

### *Population Benchmark Weaknesses*

As noted by the California Department of Justice in their RIPA 2021 report, "An assumption of this type of comparison is that the distribution of who is stopped would be similar to who resides within a comparable geographic region. However, this is not always the case, as people may travel a considerable distance from where they live for a number of reasons (e.g., to go to work, visit family).<sup>6</sup>" The assumption that who is included in police data should match the local residential population makes several assumptions that are not addressed in this analysis, and may reduce or increase comparative disparities noted in the analysis.

Comparing against residential population does not account for individuals who travel outside their home residential district in the residential population count, potentially causing over or under representation in the data<sup>7</sup>. For example, in 2019 approximately

---

<sup>6</sup> [2021 RIPA Board Report - Racial and Identity Profiling Advisory \(RIPA\) Board \(ca.gov\)](#) Pp46

<sup>7</sup> <https://oag.ca.gov/sites/all/files/agweb/pdfs/ripa/ripa-board-report-2020.pdf> pp26-27

19% of individuals booked or cited by the Department have home residences outside of SF. Should that proportion of non-SF residents continue to appear in the data, their presence may cause an overestimation or underestimation of disparities in the analysis.

Residential population demographics (in this case, Census ACS data) are categorized differently than SFPD and RIPA data standards.

When Racial & Identity Profiling Act (RIPA) board data is used, it is perceived demographic data being compared to self-reported demographics in the residential population data.

“Population counts generally overestimate bias in stop decisions, as differences in poverty, education, and labor market opportunities vary across identity groups in the U.S. Because education and employment affect criminal behavior, disparities along these dimensions will lead to disparities in who commits crime. In this way, pre-existing social disparities will tend to make the fraction of Black or Latinx people in the population smaller than the fraction of Black or Latinx people who are potentially subject to being stopped, overestimating any bias in a stop decision.<sup>8</sup>”

Despite these known limitations in working with population data within a benchmark, it does not mean analysis using a population benchmark is invalid. They should, however, be kept in mind when interpreting results of any population benchmark. Results of population benchmarks can inform future analysis<sup>9</sup> and provide insight into potential disparities, trends and differences between SFPD districts.

#### *Population Benchmark Strengths*

A key benefit in using a population data benchmark is the intuitive ease of understanding as compared to other benchmarks. Other benchmarking techniques can utilize univariate or multivariate statistical analysis that can be hard to explain succinctly and can quickly become overwhelming.

#### *What did we do?*

The SFPD took a citywide demographic dataset, generated by the US Department of Justice analysis in 2016, to serve as a population benchmark<sup>9</sup>. The percentage demographic representation in various data, and generated a per capita (per 1000 residents) count along with a table and graph for each activity. Data used for

<sup>8</sup> <https://www.capolicylab.org/wp-content/uploads/2020/10/RIPA-in-the-LAPD-Summary-Report.pdf> pp12-13

<sup>9</sup> [http://sfpd.prod.acquia-sites.com/sites/default/files/2018-11/DOJ\\_COPS%20CRI\\_SFPD%20OCT%202016%20Assessment.pdf](http://sfpd.prod.acquia-sites.com/sites/default/files/2018-11/DOJ_COPS%20CRI_SFPD%20OCT%202016%20Assessment.pdf) pp 296-297



comparison to the population benchmark and per capita calculation was gathered during the fourth quarter of 2020 (September 1, 2020 – December 31, 2020) for Q4 analysis. All available data was used for the historical per capita analysis, reaching back to either 2016 or the second half of 2018, depending on the dataset.

Then, all available prior year data was compared with overall trends per capita against types of SFPD activity, by demographic group.

Finally, we conduct a disparity analysis by comparing per capita demographic data for certain groups against each other to determine if disparate treatment may be occurring.

#### *Specific Methodology Notes*

In addition to the general challenges of a population benchmark, noted above, the SFPD would like to highlight the additional methodological notes for clarity and context.

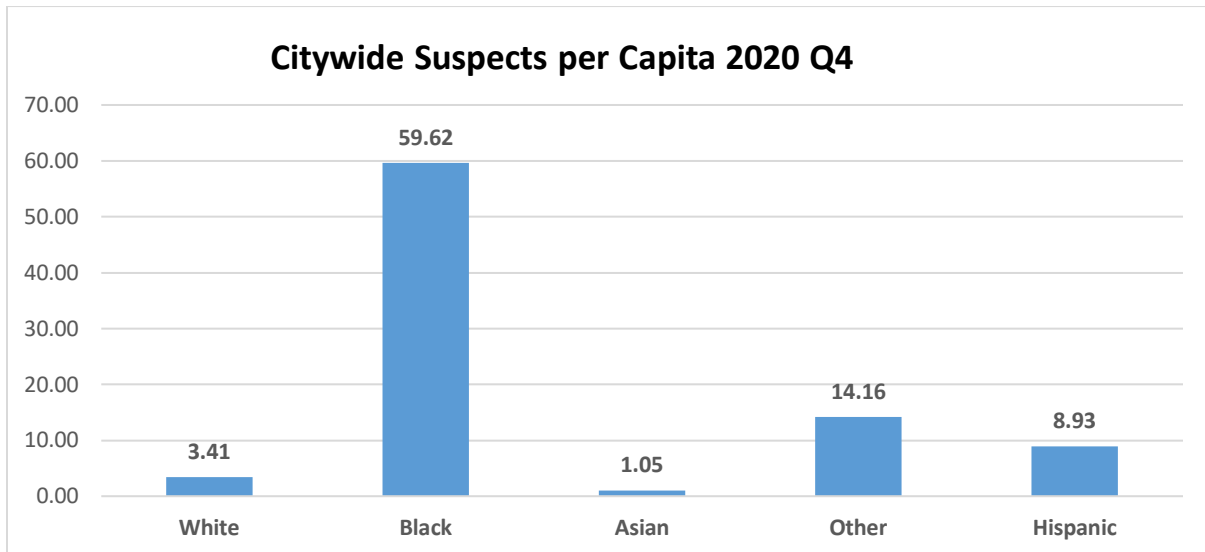
- Census/ACS data considers “Hispanic” as an ethnicity, while the suspect, stops, searches, uses of force, and arrest data considers “Hispanic” as a race.
- Suspects per District: Crime Data Warehouse was searched for persons categorized as “Suspects” on police incident reports. Suspect demographic information may be developed from calls for service or it may be developed at a subsequent point during investigation of an incident. All police incident reports (initial or supplemental) having a date value are included. Suspects with unknown race values are not included. While some suspects are subsequently arrested, and also listed as “booked” or “cited” on police incident reports, this category is not intended to include arrestees.
- Stops information provided reflects entries into the Stop Data Collection System (SDCS), a data collection tool provided by the California Department of Justice to assist departments in complying with AB953 and the RIPA Board’s data collection requirements. Stops information with regard to demographic data are perceptive data.
- Searches information provided reflects entries into the SDCS, with the same caveats as above.
- Uses of Force information provided reflects entries into the Department UoF Database and account for a distinct count of uses of force force, broken down by District and Race of Subject on Whom Force was Used.
- Arrests: Persons “booked” and “cited” where an incident report (initial or supplemental) had a date value.

#### **Quarter Per Capita Interactions**

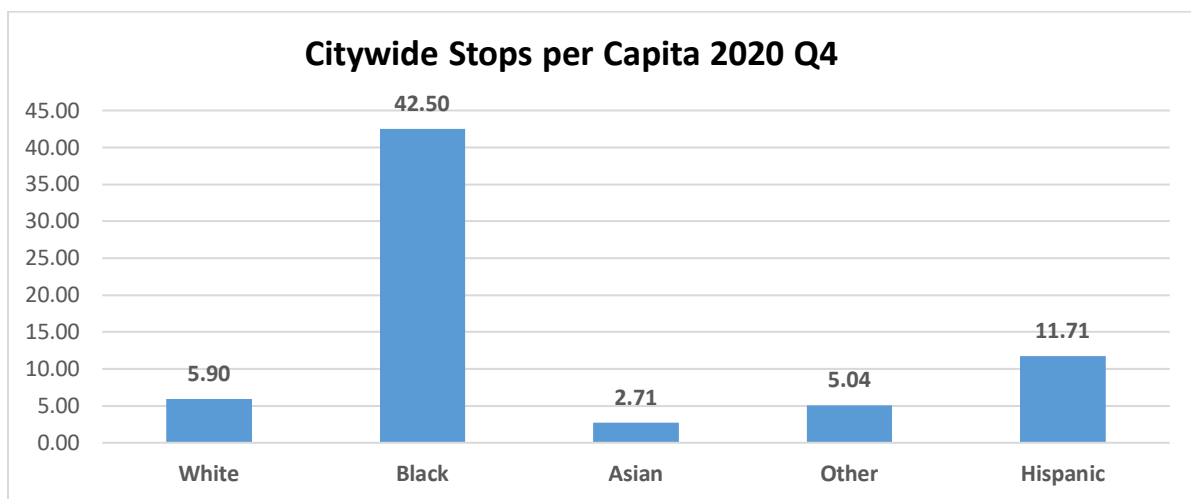
## Q4 Quantitative Analysis

### Per Capita Population Benchmark

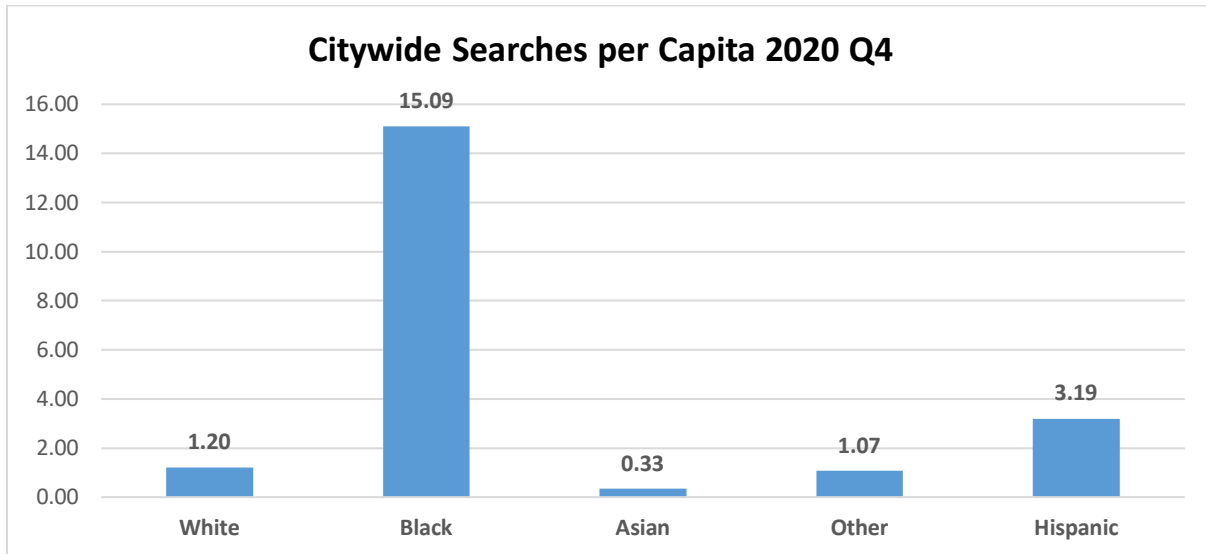
Using the previously mentioned methodologies, SFPD finds that Black individuals overrepresented per capita in all interactions with the SFPD.



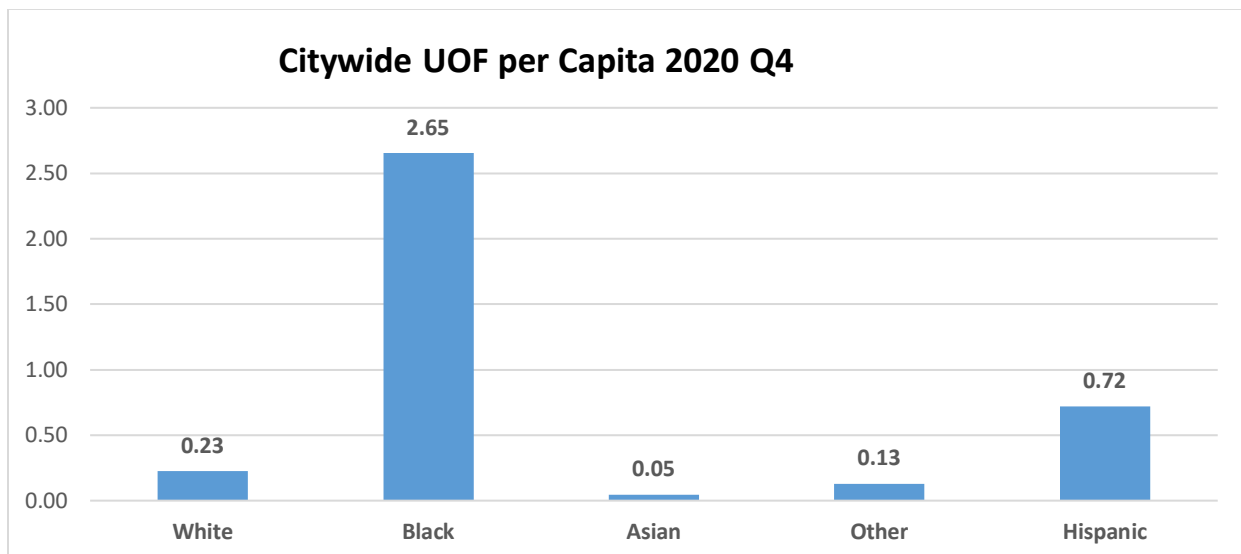
Citywide suspect data shows in Q4 of 2020, 59.62 of every 1000 Black residents of San Francisco may be reported as a suspect to a crime, as compared to 3.41 of every 1000 White residents.



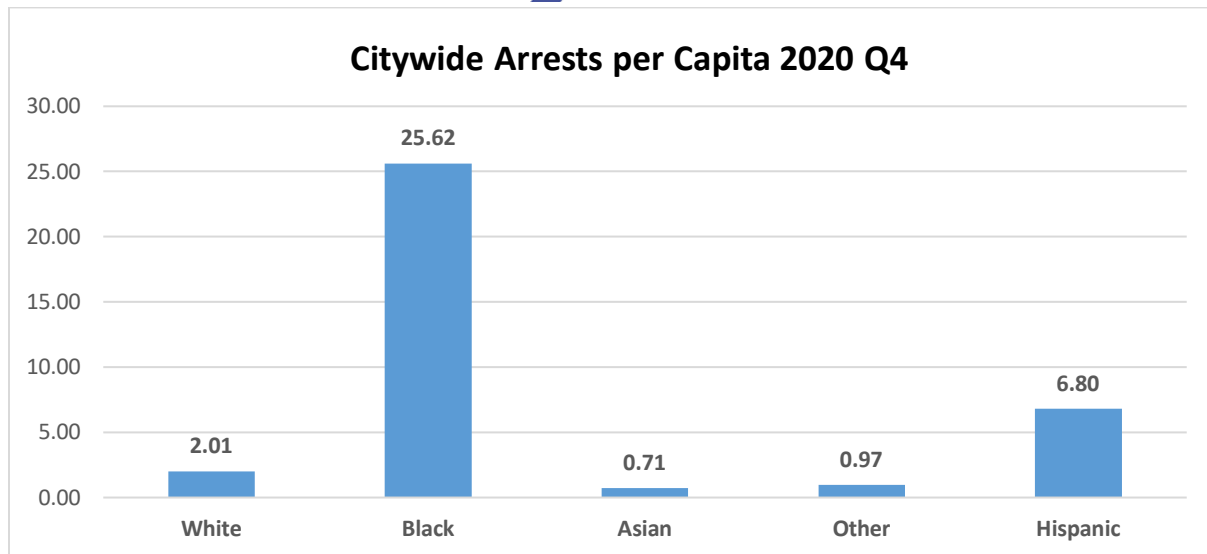
Citywide suspect data shows in Q4 of 2020, 42.50 of every 1000 Black residents of San Francisco may be stopped, as compared to 5.90 of every 1000 White residents.



Citywide search data shows in Q4 of 2020, a 15.09 of every 1000 Black residents of San Francisco may be searched as part of another interaction with the SFPD, as compared to 1.20 of every 1000 White residents.



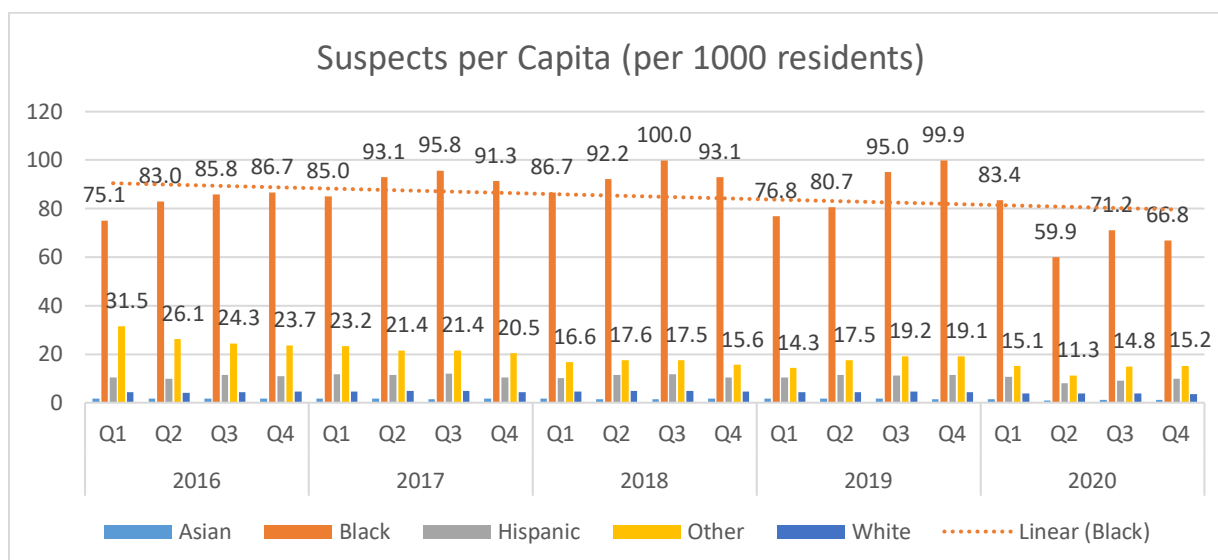
Citywide Use of Force data shows in Q4 of 2020, 2.65 of every 1000 Black residents of San Francisco may be subject to a use of force, as compared to .23 of every 1000 White residents.



Citywide arrest data shows in Q4 of 2020, 25.62 of every 1000 Black residents of San Francisco may be stopped, as compared to 2.01 of every 1000 White residents.

### Per Capita Interactions by Race

We further conducted an analysis using the above methodology across all quarters from which we have useful data. In this case, starting in Q1, 2016 for Arrests, Uses of Force and Suspect data, and 2018 for Stops and Searches. We find that Black demographic group are overrepresented, per capita, in every interaction. We further find that these interactions with the Black demographic group have declined over time. Data labels and trend lines for the most impacted group(s) are included for context and clarity.



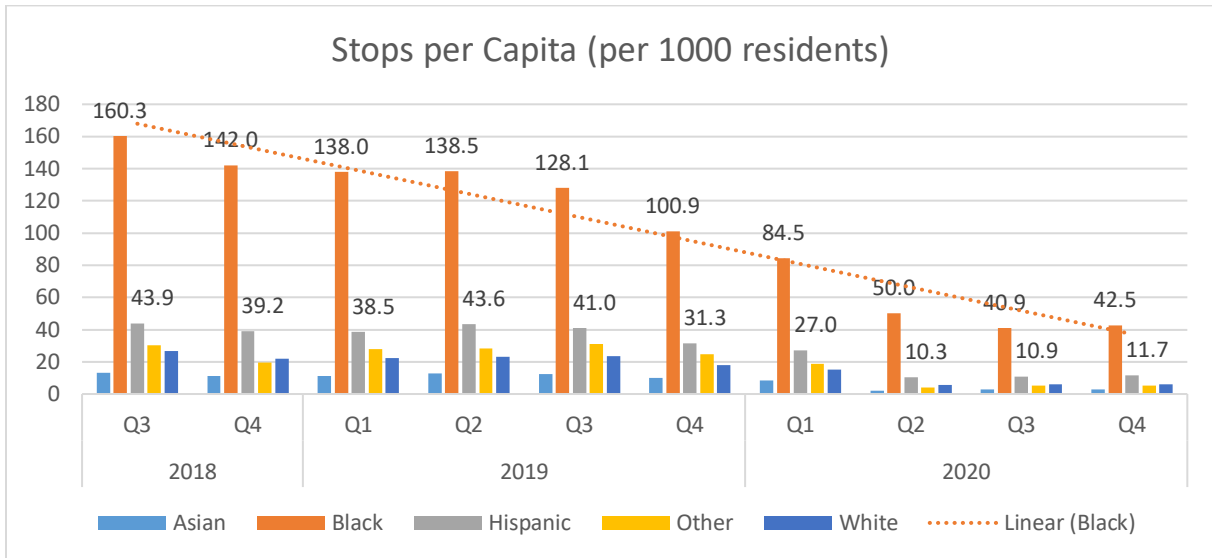
Citywide suspect data shows since 2016, between a low of 59.9 and a high of 100 per1000 Black residents of San Francisco may have been reported as a suspect to a crime, significantly higher than the ‘other’ demographic category, with a high of 31.5 and low of 11.3 ‘other’ residents per 1000. There has been a slight decline over time, on average, of the per capita inclusion of Black residents within suspect reporting.

Rate of Decrease, Suspects Per Capita	
Race	Slope
Black	-0.570
Asian	-0.023
Hispanic	-0.062
White	-0.033
Other	-0.702

A linear trendline is produced for the most impacted group. Slopes for all trendlines are added in table 2 to allow for comparison. Slope represents the average change, per demographic group, per quarter. In this case the number of Black individuals included in suspect data goes down .6, per 1000 Black residents, per quarter, on average, over time.

# Q4 Quantitative Analysis

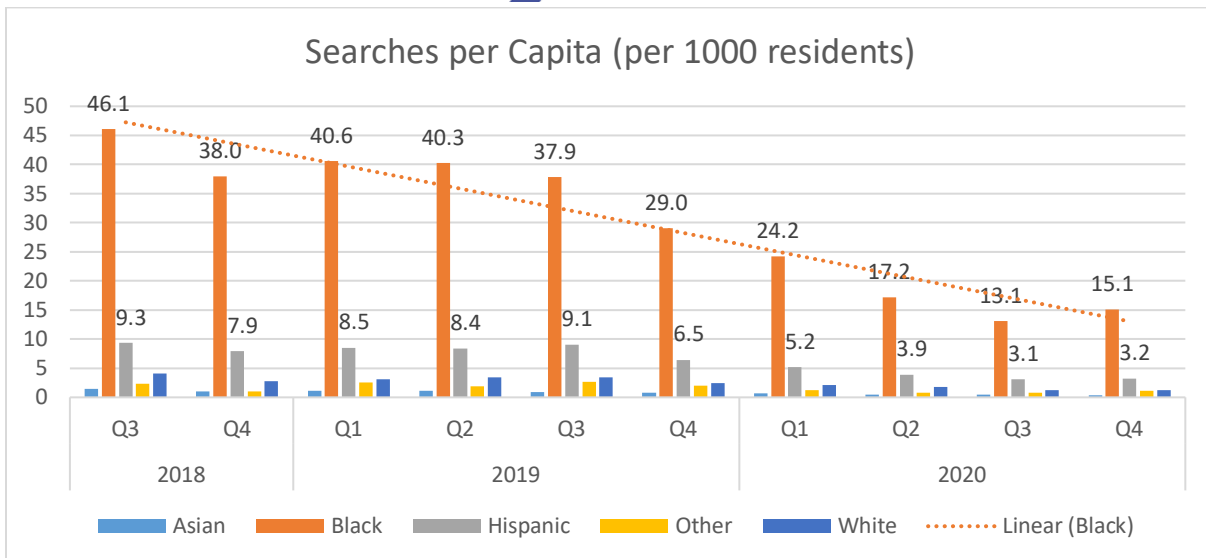
## Per Capita Population Benchmark



Citywide vehicle and pedestrian stop data shows since mid-2018, between a low of 40.9 and a high of 160.3 per 1000 Black residents of San Francisco may have been stopped, significantly higher than the Hispanic demographic category, with a high of 43.9 and low of 10.3 Hispanic residents per 1000. There has been a significant decline over time, on average, of the per capita number of Black residents stopped in a vehicle or pedestrian stop since mid-2018.

Rate of Decrease, Stops Per Capita, by Race	
Race	Slope
Black	-14.525
Asian	-1.302
Hispanic	-4.165
White	-2.506
Other	-2.931

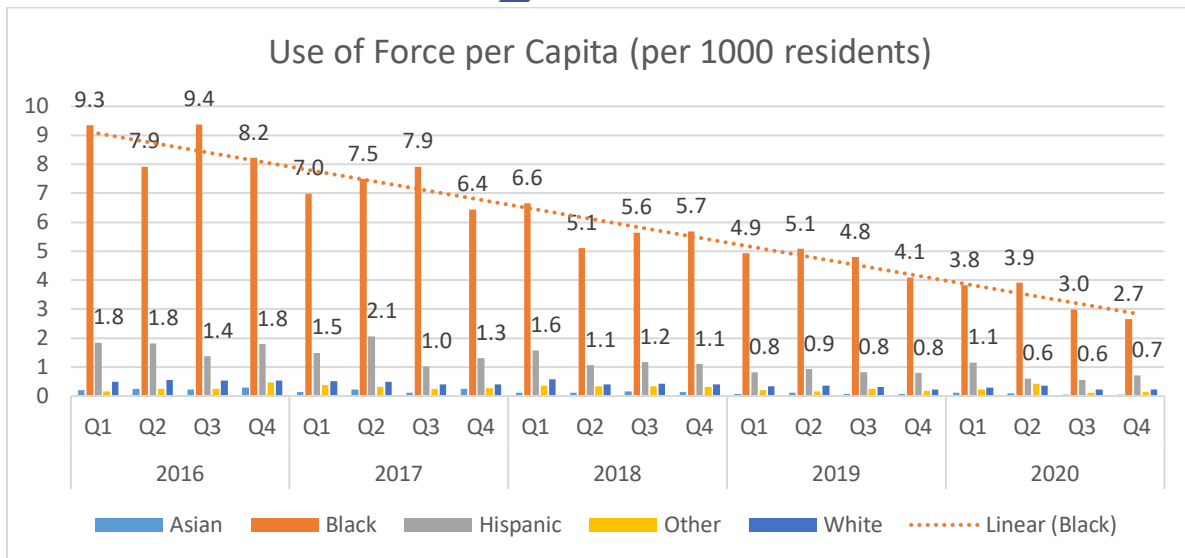
A linear trendline is produced for the most impacted group. Slopes for all trendlines are added in table 2 to allow for comparison. Slope represents the average change, per demographic group, per quarter. In this case the number of Black individuals included in stops data goes down 14.5, per 1000 Black residents, per quarter, on average, over time.



Citywide search data shows since mid-2018, between a low of 13.1 and a high of 46.1 of every 1000 Black residents of San Francisco may have been searched, significantly higher than the Hispanic demographic category, with a high of 9.3 and low of 3.1 Hispanic residents per 1000. There has been a significant decline over time, on average, of the per capita number of Black residents searched since mid-2018.

Rate of Decrease Searches Per Capita, by Race	
Race	Slope
Black	-3.800
Asian	-0.113
Hispanic	-0.755
White	-0.294
Other	-0.145

A linear trendline is produced for the most impacted group. Slopes for all trendlines are added in table 2 to allow for comparison. Slope represents the average change, per demographic group, per quarter. In this case the number of Black individuals included in search data goes down 3.8, per 1000 Black residents, per quarter, on average, over time.

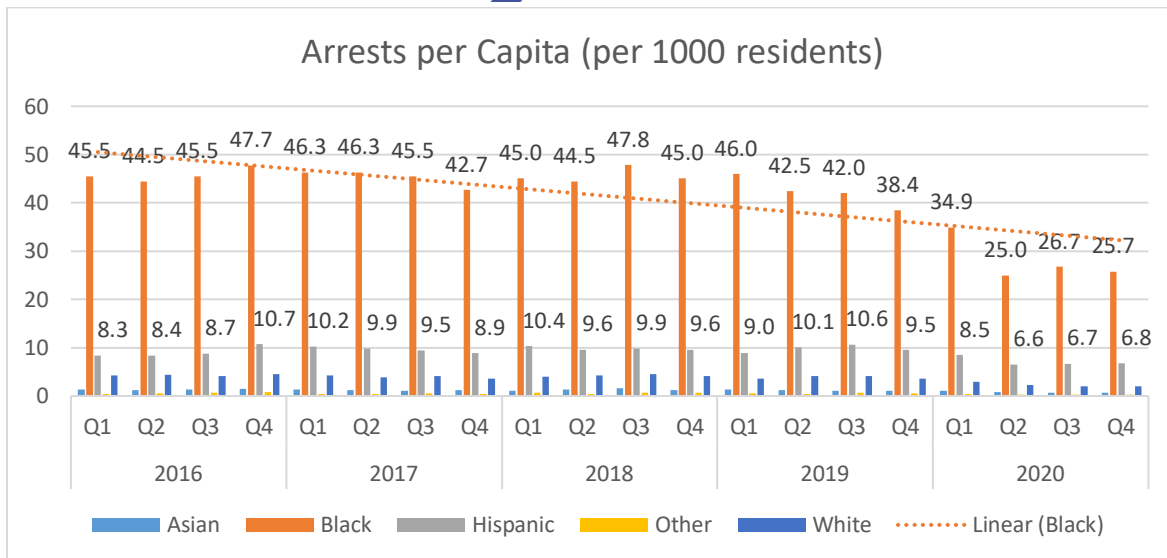


Citywide Use of Force data shows since 2016, between a low of 2.7 and a high of 9.4 of every 1000 Black residents of San Francisco may have been subject to a Use of Force, significantly higher than the Hispanic demographic category, with a high of 2.1 and low of .6 Hispanic residents per 1000. There has been a significant decline over time, on average, of the per capita number of Black residents upon whom use of force has been used since 2016.

Linear Trendline Slope UoF Per Capita	
Race	Slope
Black	-0.327
Asian	-0.010
Hispanic	-0.644
White	-0.017
Other	-0.005

A linear trendline is produced for the most impacted group. Slopes for all trendlines are added in table 2 to allow for comparison. Slope represents the average change, per demographic group, per quarter. In this case the number of Black individuals included in UoF data goes down .32, per 1000 Black residents, per quarter, on average, over time.





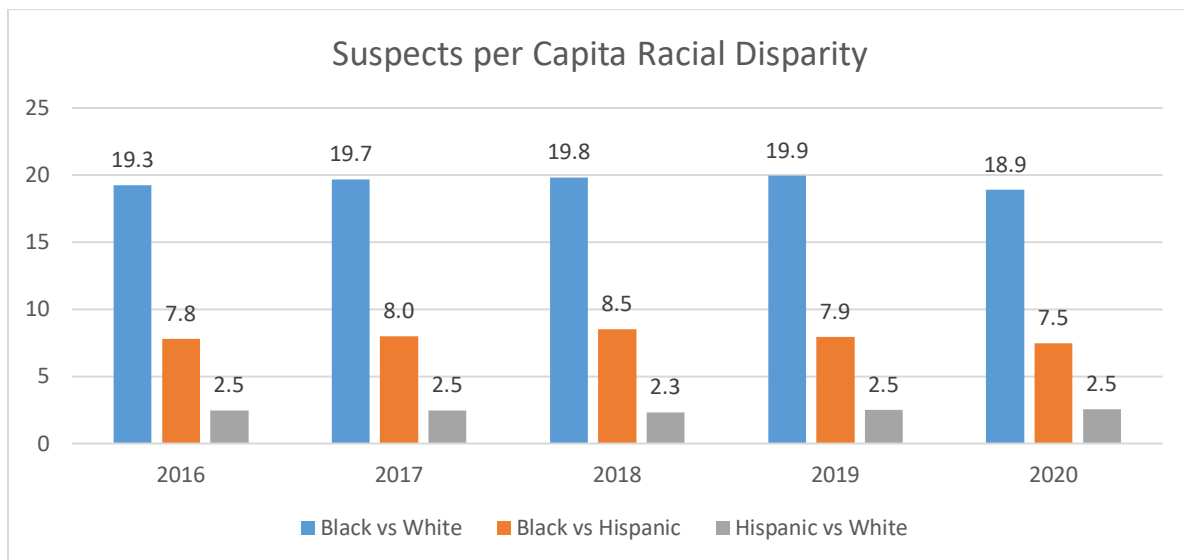
Citywide arrest data shows since 2016, between a low of 25 and a high of 47.7 of every 1000 Black residents of San Francisco may have been subject to arrest, significantly higher than the Hispanic demographic category, with a high of 10.6 and low of 6.6 Hispanic residents per 1000. There has been a modest decline over time, on average, of the per capita number of Black residents arrested since 2016.

Rate of Decrease, Arrests Per Capita, by Race	
Race	Slope
Black	-0.962
Asian	-0.028
Hispanic	-0.088
White	-0.008
Other	-0.101

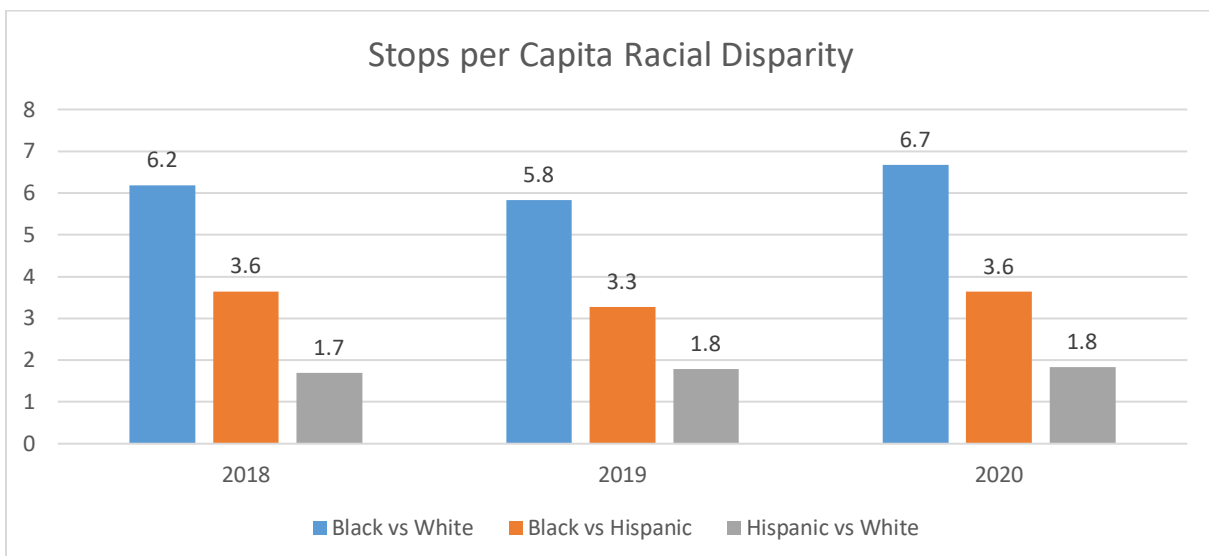
A linear trendline is produced for the most impacted group. Slopes for all trendlines are added in table 2 to allow for comparison. Slope represents the average change, per demographic group, per time quarter. In this case the number of Black individuals included in Arrest data goes down .32, per 1000 Black residents, per quarter, on average, over time.

### Yearly Per Capita Disparity Analysis

We further conduct a disparity analysis by baselining the 3 most represented demographics against each other to find a numerical representation of the disparity between groups, per SFPD interaction, per year. As with the other per capita analysis', Black residents of San Francisco have higher rates of disparity in the data as compared to the White and Hispanic demographics in the data.



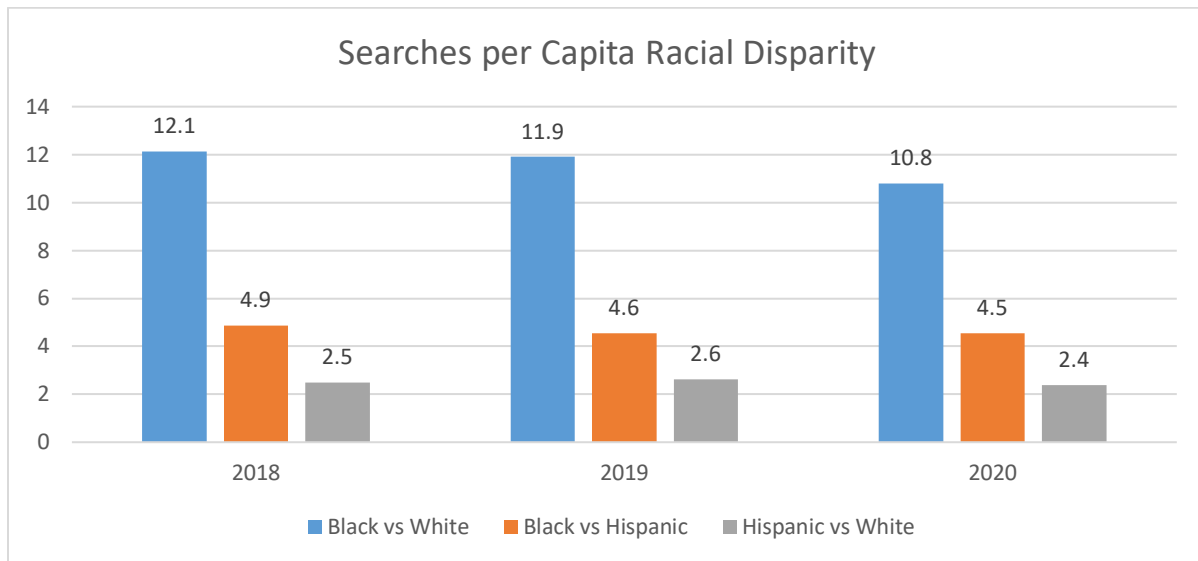
Citywide suspect data shows that since 2016, Black residents are between 19.3 to 19.9 times more likely to be listed as a suspect, than White residents. This trend has remained essentially flat since 2016.



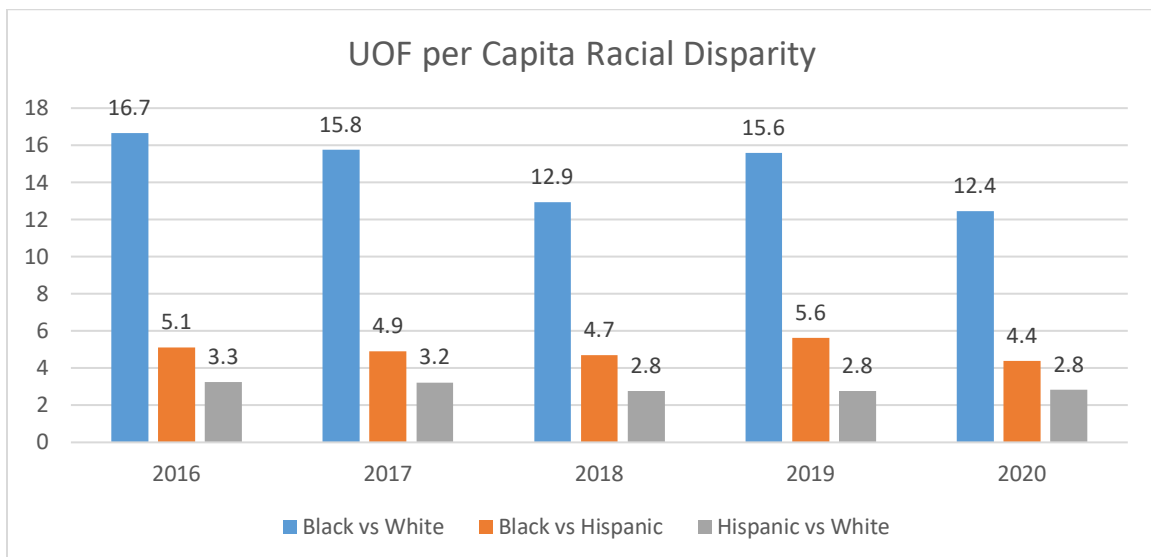
## Q4 Quantitative Analysis

### Per Capita Population Benchmark

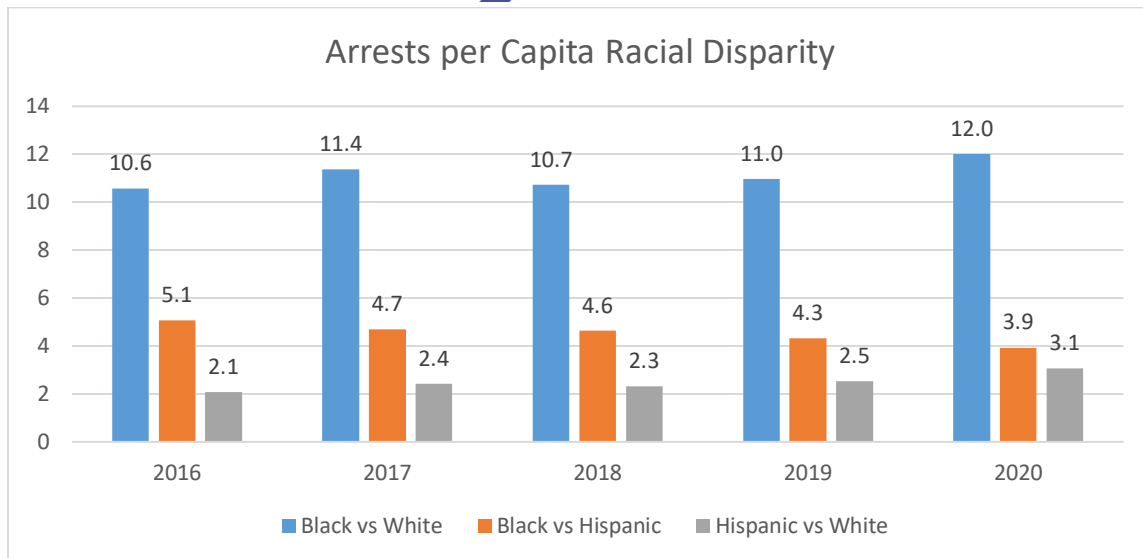
Citywide vehicle and pedestrian stop data shows that since mid-2018, Black residents are between 6.2 and 6.7 times more likely to be stopped than White residents. This trend has on average increased since the second half of 2018.



Citywide search data shows that since mid-2018, Black residents are between 12.1 and 10.8 times more likely to be stopped than White residents. This trend has on average decreased since the second half of 2018.



Citywide search data shows that since mid-2018, Black residents are between 16.7 to 12.4 times more likely to have force used upon them than White residents. This trend has on average decreased since the second half of 2018.



Citywide arrest data shows that since 2016, Black residents are between 12 to 10.6 times more likely to be arrested than White residents. This trend has on average increased since 2016.

#### *What did we find?*

We found that Black residents are significantly more involved in various SFPD enforcement activities more often than their representation in the population, especially when compared to White residents.

These findings provide context around who is involved with the SFPD at various points of activity, but does not answer the question of ‘why’ this is the case.

It is possible that some or all of the factors discussed in the benchmark description section, above, are affecting the data in some way, or that other factors, to include officer bias, is at work, or an entirely different unknown factor is at hand and is affecting these analysis’.

The context provided gives us a common frame for conversation, mutual understanding, and a jumping off point from which additional analysis may occur.

#### *What’s next?*

The Department looks forward to continuing analysis of data quarterly. More in-depth analysis includes using different benchmarks to more accurately reflect the population of individuals involved with the SFPD, using tests to include discovery/hit rate analysis,

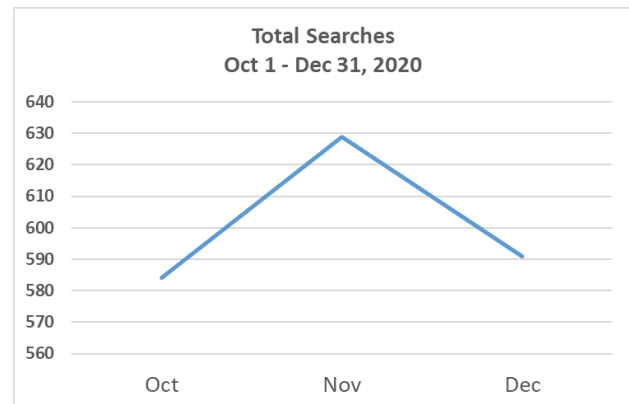
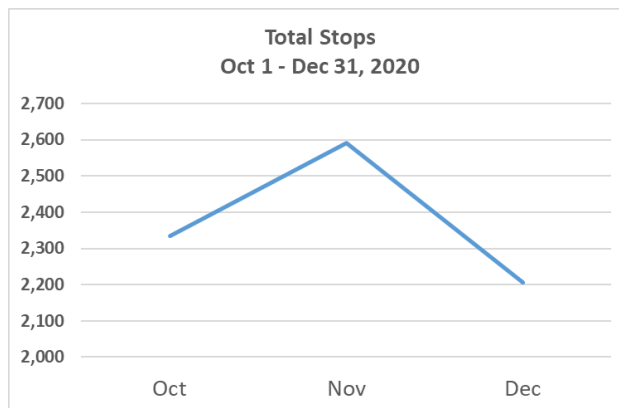
‘Veil of Darkness’, and multivariate analysis. Due to the complexity of some of these analysis’, the SFPD may require time to build analytic capacity before attempting.

The SFPD has also partnered with multiple academic entities to assist in academic level analyses of SFPD data, to include the California Policy Lab at UC Berkeley and UC Los Angeles, Stanford’s SPARQ center, Palo Alto University and Policing Equity, Inc.

# SFPD Quarterly Activity & Data Report

In Q4-2020, there were a total of 7,132 stops; a 74% decrease from Q3-2019. Of those stops, 1,804 (25%) resulted in searches.

Total Stops Oct 1 - Dec 31, 2020					Total Searches Oct 1 - Dec 31, 2020				
Type of Stops	Oct	Nov	Dec	Total	Type of Stops	Oct	Nov	Dec	Total
Dispatched	786	755	770	2,311	Dispatched	321	349	345	1,015
Self-Initiated	1,549	1,837	1,435	4,821	Self-Initiated	263	280	246	789
Total Stops	2,335	2,592	2,205	7,132	Total Searches	584	629	591	1,804



For purposes of Admin Code 96A.4, the Department utilizes the SDCS program definitions under AB953; a 'stop' is defined as 1) any detention, as defined in regulations, by a peace officer of a person or 2) any peace officer interaction with a person in which the officer conducts a search as defined in regulation.<sup>10</sup> Stops include Traffic Stops and Pedestrian Detentions. Stops may be Self-Initiated or Dispatched.

<sup>10</sup>

[https://govt.westlaw.com/calregs/Browse/Home/California/CaliforniaCodeofRegulations?guid=I93C41A693CA74BA595E5E5C58A213F79&originationContext=documenttoc&transitionType=Default&contextData=\(sc.Default\)](https://govt.westlaw.com/calregs/Browse/Home/California/CaliforniaCodeofRegulations?guid=I93C41A693CA74BA595E5E5C58A213F79&originationContext=documenttoc&transitionType=Default&contextData=(sc.Default))

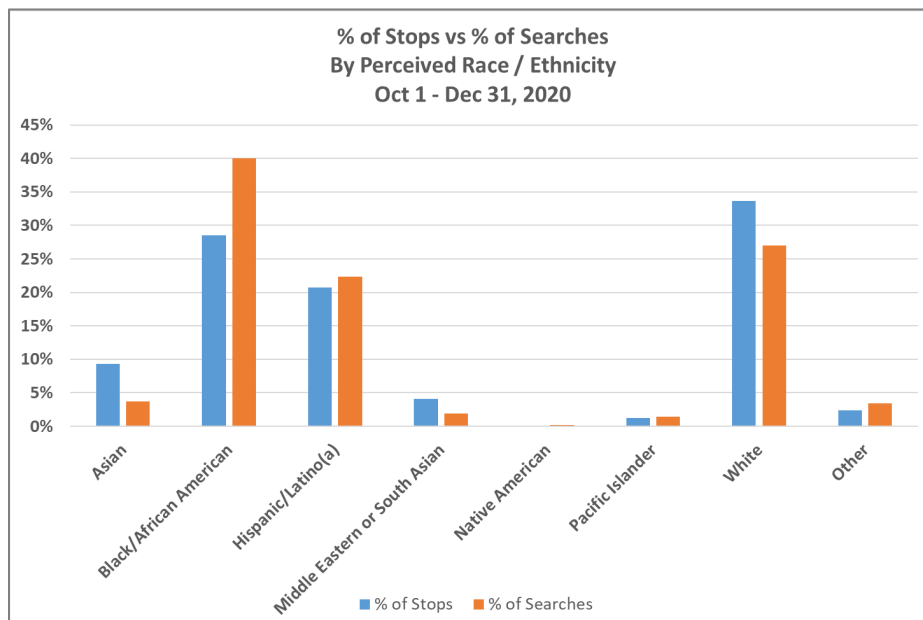
## Stops and Searches by Perceived Race/Ethnicity 2020 Quarter 4

White subjects accounted for 34% of all stops and 27% of all searches. Black subjects accounted for 29% of total stops and 40% of total searches.

Total Stops by Perceived Race / Ethnicity Oct 1 - Dec 31, 2020					
Perceived Race / Ethnicity	Oct	Nov	Dec	Q4 Total	% of Stops
Asian	229	254	181	664	9%
Black/African American	696	699	638	2,033	29%
Hispanic/Latino	473	518	487	1,478	21%
Middle Eastern or South Asian	109	111	70	290	4%
Native American	4	1	2	7	0%
Pacific Islander	31	27	30	88	1%
White	747	928	728	2,403	34%
Other	46	54	69	169	2%
Total	2,335	2,592	2,205	7,132	100%

Total Searches by Perceived Race / Ethnicity Oct 1 - Dec 31, 2020					
Perceived Race / Ethnicity	Oct	Nov	Dec	Q4 Total	% of Searches
Asian	13	23	31	67	4%
Black/African American	252	266	204	722	40%
Hispanic/Latino(a)	127	140	136	403	22%
Middle Eastern or South Asian	13	12	10	35	2%
Native American	2	0	1	3	0%
Pacific Islander	11	7	8	26	1%
White	155	159	173	487	27%
Other	11	22	28	61	3%
Total	584	629	591	1,804	100%



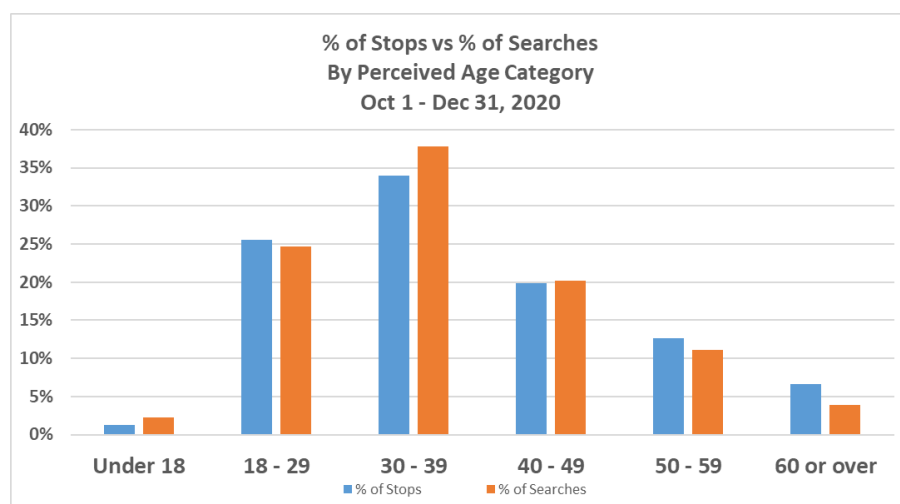


## Stops and Searches by Perceived Age 2020 Quarter 4

Subjects within the age group of 30-39 accounted for the most stops (2,420; 34%) and the most searches (682; 38%).

Total Stops by Perceived Age Category Oct 1 - Dec 31, 2020					
Perceived Age Category	Oct	Nov	Dec	Q4 Total	% of Stops
Under 18	39	36	17	92	1%
18 - 29	598	665	556	1,819	26%
30 - 39	795	857	768	2,420	34%
40 - 49	460	538	422	1,420	20%
50 - 59	296	309	297	902	13%
60 or over	147	185	144	476	7%
Unknown		2	1	3	0%
Total	2,335	2,592	2,205	7,132	100%

Total Searches by Perceived Age Category Oct 1 - Dec 31, 2020					
Perceived Age Category	Oct	Nov	Dec	Q4 Total	% of Searches
Under 18	20	16	4	40	2%
18 - 29	151	147	147	445	25%
30 - 39	207	231	244	682	38%
40 - 49	124	137	104	365	20%
50 - 59	60	70	71	201	11%
60 or over	22	28	21	71	4%
Total	584	629	591	1,804	100%

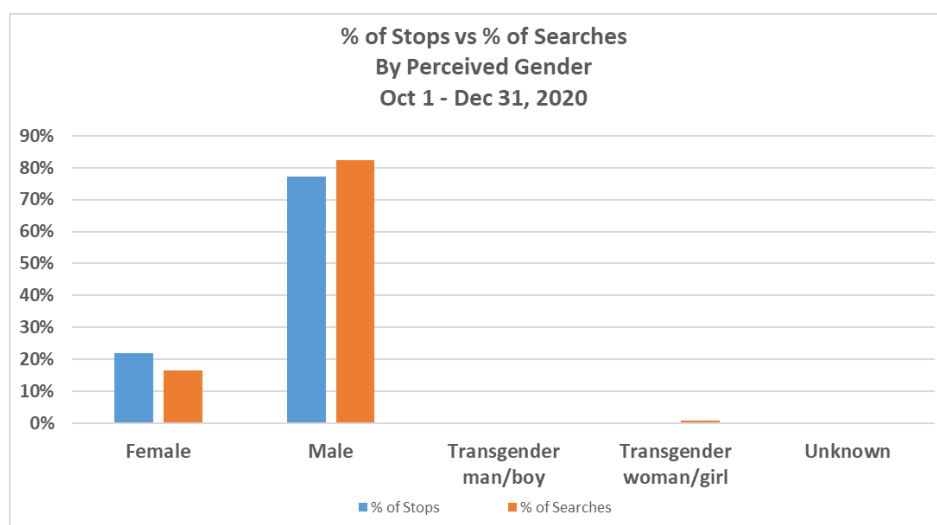


## Stops and Searches by Perceived Gender 2020 Quarter 4

Male subjects accounted for 77% of all stops and 82% of all searches.

Total Stops by Perceived Gender Oct 1 - Dec 31, 2020					
Perceived Gender	Oct	Nov	Dec	Q4 Total	% of Stops
Female	514	573	483	1,570	22%
Male	1,802	2,009	1,705	5,516	77%
Transgender man/boy	1	2	3	6	0%
Transgender woman/girl	7	4	11	22	0%
Unknown	11	4	3	18	0%
Total	2,335	2,592	2,205	7,132	100%

Total Searches by Perceived Gender Oct 1 - Dec 31, 2020					
Perceived Gender	Oct	Nov	Dec	Q4 Total	% of Searches
Female	113	98	88	299	17%
Male	465	528	492	1,485	82%
Transgender man/boy	0	0	1	1	0%
Transgender woman/girl	4	2	9	15	1%
Unknown	2	1	1	4	0%
Total	584	629	591	1,804	100%



## Stops and Searches by District 2020 Quarter 4

Southern Station accounted for the most stops in Q4-2020 (1,149; 16%) and Mission Station conducted the most searches (326; 18%).

Total Stops by District Oct 1 - Dec 31, 2020					
District	Oct	Nov	Dec	Total	% Total
Central	239	356	282	877	12%
Southern	376	438	335	1,149	16%
Bayview	144	91	130	365	5%
Mission	307	334	375	1,016	14%
Northern	189	189	224	602	8%
Park	163	213	109	485	7%
Richmond	141	171	126	438	6%
Ingleside	127	101	139	367	5%
Taraval	136	206	63	405	6%
Tenderloin	230	257	187	674	9%
Airport	63	50	49	162	2%
Unknown	220	186	186	592	8%
<b>Total</b>	<b>2,335</b>	<b>2,592</b>	<b>2,205</b>	<b>7,132</b>	<b>100%</b>

Total Searches by District Oct 1 - Dec 31, 2020					
District	Oct	Nov	Dec	Total	% Total
Central	75	95	84	254	14%
Southern	78	85	67	230	13%
Bayview	50	37	48	135	7%
Mission	84	108	134	326	18%
Northern	64	60	84	208	12%
Park	23	16	16	55	3%
Richmond	26	10	10	46	3%
Ingleside	36	35	29	100	6%
Taraval	21	32	11	64	4%
Tenderloin	62	96	54	212	12%
Airport	12	12	10	34	2%
Unknown	53	43	44	140	8%
<b>Total</b>	<b>584</b>	<b>629</b>	<b>591</b>	<b>1,804</b>	<b>100%</b>

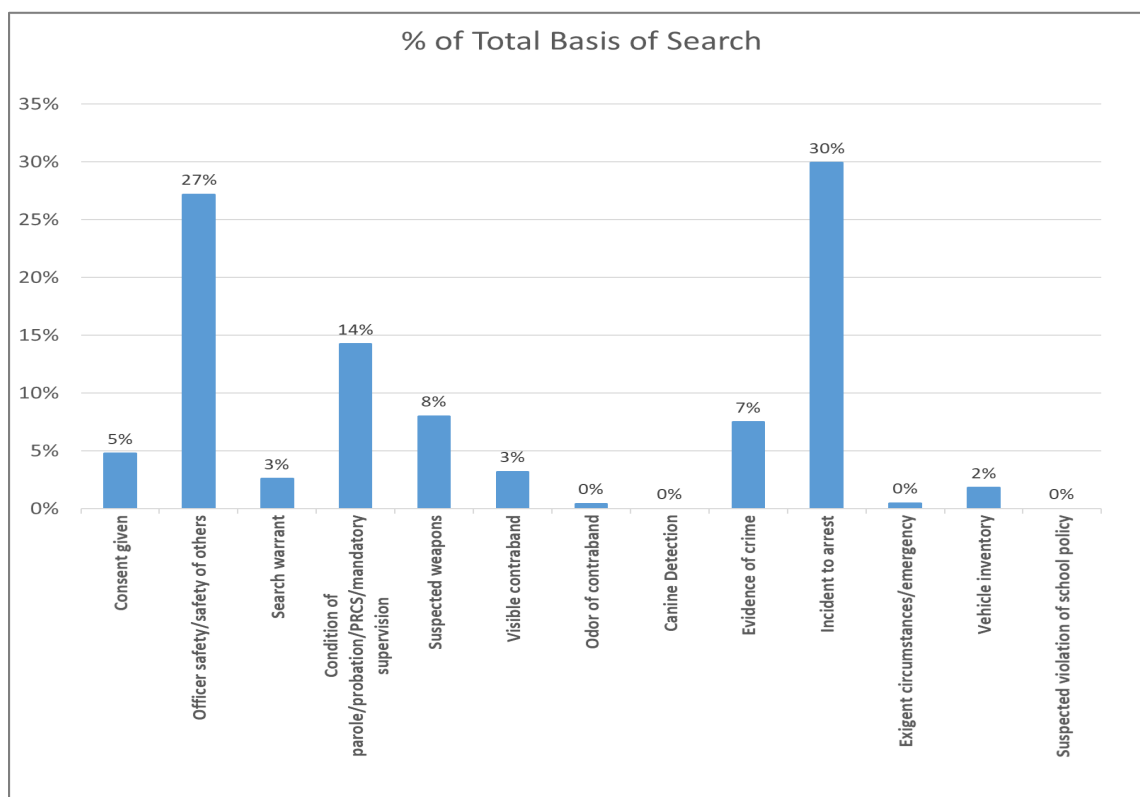
Note: Location information in the Stop Data Collection System is in free text format. "Unknown" indicates stop records that could not be geocoded.

## Basis of Searches 2020 Quarter 4

There were three reasons that accounted for 74% of total basis of searches: incident to arrest (30%), officer safety/safety of others (27%) and condition of parole/probation (14%).

Total Basis of Search	Total	% Total
Consent given	124	5%
Officer safety/safety of others	708	27%
Search warrant	67	3%
Condition of parole/probation/PRCS/mandatory supervision	371	14%
Suspected weapons	208	8%
Visible contraband	83	3%
Odor of contraband	11	0%
Canine Detection		0%
Evidence of crime	195	7%
Incident to arrest	779	30%
Exigent circumstances/emergency	12	0%
Vehicle inventory	47	2%
Suspected violation of school policy	0	0%
<b>*Distinct Count of Searches</b>	<b>1,804</b>	<b>100%</b>

\*There may be more than one basis for search



## Basis of Search by Race, Age, and Gender – 2020 Quarter 4

Basis of Search	Asian	Black/ African American	Hispanic/ Latino	Middle Eastern/ South Asian	Native American	Pacific Islander	White	Other	Total
Consent given	10	31	25	4	0	0	46	8	124
Officer safety/safety of others	32	261	160	20	2	7	203	23	708
Search warrant	7	38	8	0	0	1	12	1	67
Condition of parole/probation/ PRCS/mandatory supervision	7	186	62	3	0	5	91	17	371
Suspected weapons	8	78	43	7	1	4	61	6	208
Visible contraband	2	33	14	2	0	0	29	3	83
Odor of contraband	0	7	2	0	0	0	1	1	11
Canine Detection	0	0	0	0	0	0	0	0	0
Evidence of crime	6	88	33	3	0	1	55	9	195
Incident to arrest	24	308	194	16	2	14	188	33	779
Exigent circumstances/emergency	1	1	4	0	0	0	4	2	12
Vehicle inventory	2	29	10	1	1	1	2	1	47
Suspected violation of school policy	0	0	0	0	0	0	0	0	0
<b>Distinct Count of Searches</b>	<b>67</b>	<b>722</b>	<b>403</b>	<b>35</b>	<b>3</b>	<b>26</b>	<b>487</b>	<b>61</b>	<b>1,804</b>
<b>% of Total Searches</b>	<b>4%</b>	<b>40%</b>	<b>22%</b>	<b>2%</b>	<b>0%</b>	<b>1%</b>	<b>27%</b>	<b>3%</b>	<b>100%</b>

Basis of Search	Under 18	18-29	30-39	40-49	50-59	60+	Total
Consent given	1	26	40	28	17	12	124
Officer safety/safety of others	15	137	280	166	83	27	708
Search warrant	4	9	16	11	12	15	67
Condition of parole/probation/ PRCS/mandatory supervision	0	105	164	66	29	7	371
Suspected weapons	4	48	78	50	22	6	208
Visible contraband	2	21	39	13	7	1	83
Odor of contraband	0	6	5	0	0	0	11
Canine Detection	0	0	0	0	0	0	0
Evidence of crime	10	40	74	43	23	5	195
Incident to arrest	18	206	284	162	90	19	779
Exigent circumstances/emergency	0	2	4	2	2	2	12
Vehicle inventory	3	16	12	9	7	0	47
Suspected violation of school policy	0	0	0	0	0	0	0
<b>Distinct Count of Searches</b>	<b>40</b>	<b>445</b>	<b>682</b>	<b>365</b>	<b>201</b>	<b>71</b>	<b>1,804</b>
<b>% of Total Searches</b>	<b>2%</b>	<b>25%</b>	<b>38%</b>	<b>20%</b>	<b>11%</b>	<b>4%</b>	<b>100%</b>

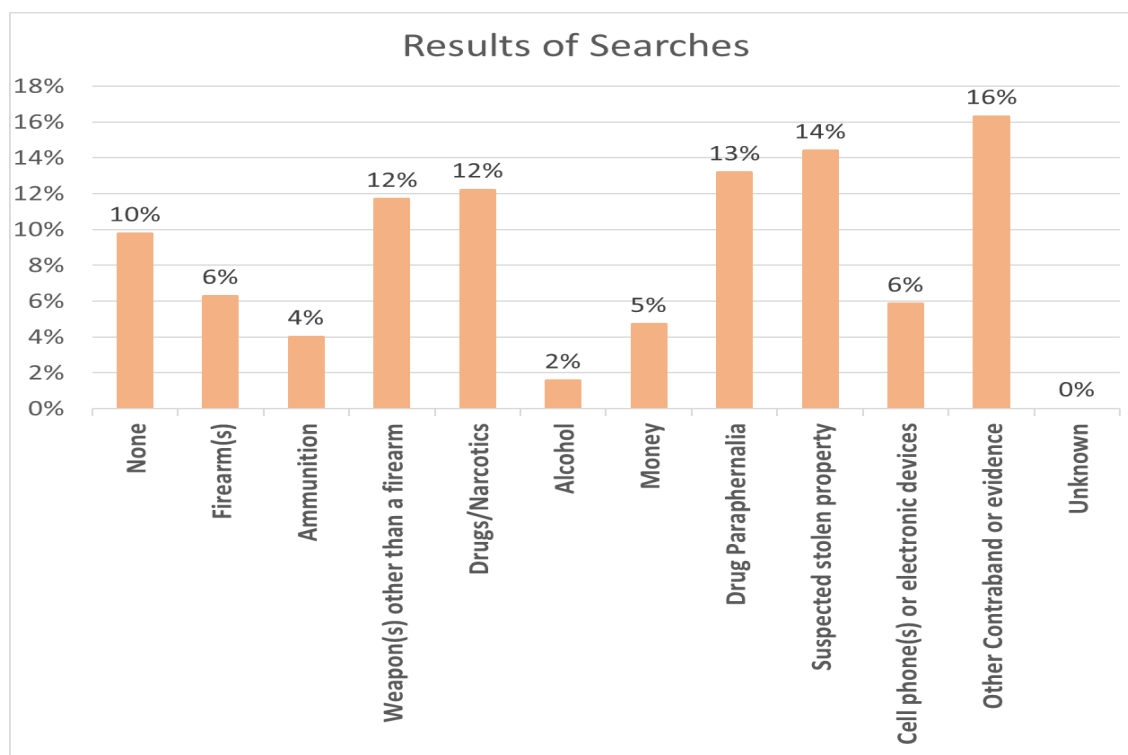
Basis of Search	Female	Male	Transgender man/boy	Transgender woman/girl	Unknown	Total
Consent given	21	102	0	0	1	124
Officer safety/safety of others	123	578	1	5	1	708
Search warrant	20	47	0	0	0	67
Condition of parole/probation/ PRCS/mandatory supervision	33	335	0	3	0	371
Suspected weapons	25	182	0	0	1	208
Visible contraband	13	70	0	0	0	83
Odor of contraband	1	10	0	0	0	11
Canine Detection	0	0	0	0	0	0
Evidence of crime	35	156	0	2	2	195
Incident to arrest	130	638	0	10	1	779
Exigent circumstances/emergency	2	9	0	0	1	12
Vehicle inventory	8	37	0	2	0	47
Suspected violation of school policy	0	0	0	0	0	0
<b>Distinct Count of Searches</b>	<b>299</b>	<b>1,485</b>	<b>1</b>	<b>15</b>	<b>4</b>	<b>1,804</b>
<b>% of Total Searches</b>	<b>17%</b>	<b>82%</b>	<b>0%</b>	<b>1%</b>	<b>0%</b>	<b>100%</b>

## Results of Searches 2020 Quarter 4

There were 1,804 distinct searches in Q4-2020. Total yield rate for all searches was 38%.

Results of Searches	Total	% Total
None	112	10%
Firearm(s)	72	6%
Ammunition	46	4%
Weapon(s) other than a firearm	134	12%
Drugs/Narcotics	140	12%
Alcohol	18	2%
Money	54	5%
Drug Paraphernalia	151	13%
Suspected stolen property	165	14%
Cell phone(s) or electronic devices	67	6%
Other Contraband or evidence	187	16%
Unknown	0	0%
<b>Distinct Count of Search</b>	<b>1,804</b>	<b>100%</b>

\*A single search may have multiple results



## Results of Searches 2020 QUARTER 4

Yield rate was 39% for Black subjects, 38% for Whites and 23% for Hispanics/Latinos.

Results of Searches	Asian	Black/ African American	Hispanic/ Latino(a)	Middle Eastern/ South Asian	Native American	Pacific Islander	White	Other	Total
None	46	439	251	22	1	18	304	31	1,112
Firearm(s)	2	51	9	2	0	0	7	1	72
Ammunition	2	28	9	0	0	0	6	1	46
Weapon(s) other than a firearm	7	40	31	2	1	0	47	6	134
Drugs/Narcotics	1	59	33	2	0	1	32	12	140
Alcohol	0	5	8	0	0	0	3	2	18
Money	0	19	21	0	0	4	7	3	54
Drug Paraphernalia	3	63	27	3	0	1	46	8	151
Suspected stolen property	4	77	21	3	0	6	49	5	165
Cell phone(s) or electronic devices	2	35	13	2	0	2	11	2	67
Other Contraband or evidence	7	68	48	5	1	5	46	7	187
Unknown									0
<b>Distinct Count of Search</b>	<b>67</b>	<b>722</b>	<b>403</b>	<b>35</b>	<b>3</b>	<b>26</b>	<b>487</b>	<b>61</b>	<b>1,804</b>

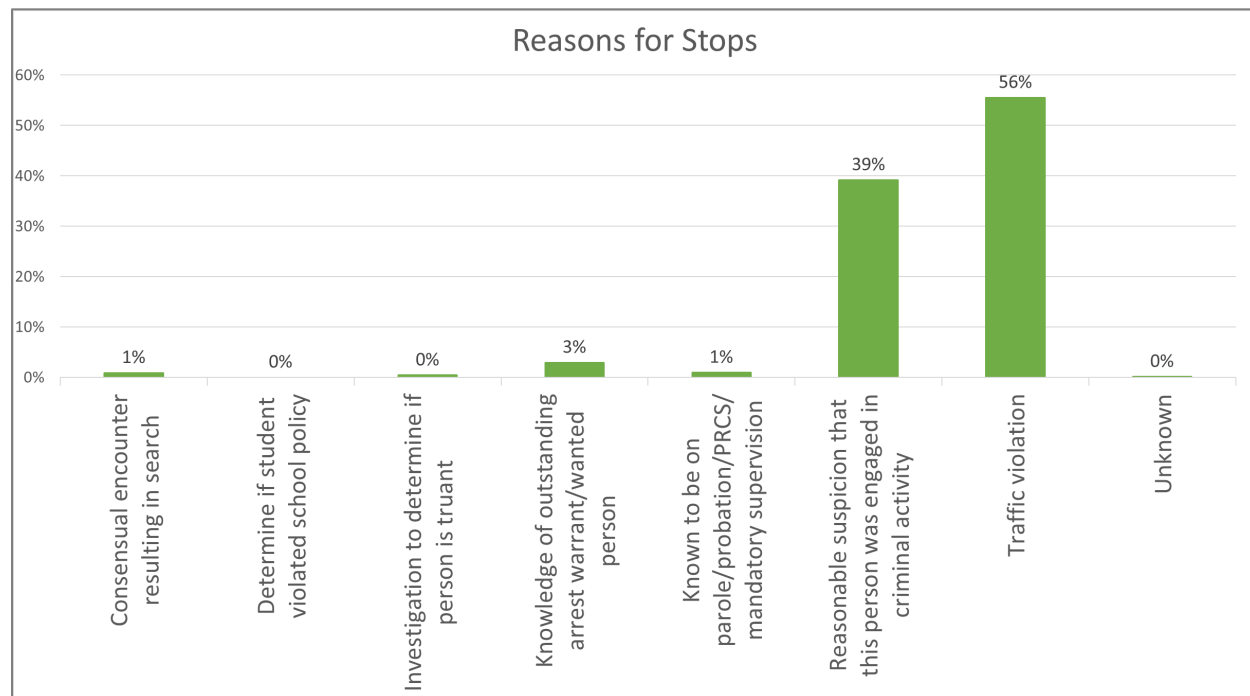
Results of Searches	Under 18	18-29	30-39	40-49	50-59	60+	Unknown	Total
None	22	256	410	239	137	48		1,112
Firearm(s)	3	32	20	9	5	3		72
Ammunition	2	20	12	7	2	3		46
Weapon(s) other than a firearm	3	22	55	35	12	7		134
Drugs/Narcotics	2	49	53	22	9	5		140
Alcohol	0	4	12	0	2	0		18
Money	1	34	13	4	2	0		54
Drug Paraphernalia	0	30	69	31	16	5		151
Suspected stolen property	6	52	56	29	20	2		165
Cell phone(s) or electronic devices	2	29	14	11	7	4		67
Other Contraband or evidence	4	53	84	31	8	7		187
Unknown								0
<b>Distinct Count of Search</b>	<b>40</b>	<b>445</b>	<b>682</b>	<b>365</b>	<b>201</b>	<b>71</b>		<b>1,804</b>

Results of Searches	Female	Male	Transgender man/boy	Transgender woman/girl	Unknown	Total
None	208	895	0	8	1	1,112
Firearm(s)	7	64	0	0	1	72
Ammunition	5	41	0	0	0	46
Weapon(s) other than a firearm	21	112	0	0	1	134
Drugs/Narcotics	18	121	0	1	0	140
Alcohol	1	16	0	0	1	18
Money	8	45	0	1	0	54
Drug Paraphernalia	16	132	1	2	0	151
Suspected stolen property	24	138	0	3	0	165
Cell phone(s) or electronic devices	6	58	0	3	0	67
Other Contraband or evidence	26	157	0	3	1	187
Unknown	0	0	0	0	0	0
<b>Distinct Count of Search</b>	<b>299</b>	<b>1,485</b>	<b>1</b>	<b>15</b>	<b>4</b>	<b>1,804</b>

## Reasons for Stops 2020 QUARTER 4

In Q4-2020, traffic violations and reasonable suspicion accounted for 95% of reasons for stop. Traffic violations was 56% and reasonable suspicion was 39%.

Reason for Stops	Total	% Total
Consensual encounter resulting in search	64	1%
Determine if student violated school policy	0	0%
Investigation to determine if person is truant	30	0%
Knowledge of outstanding arrest warrant/wanted person	209	3%
Known to be on parole/probation/PRCS/ mandatory supervision	67	1%
Reasonable suspicion that this person was engaged in criminal activity	2,794	39%
Traffic violation	3,959	56%
Unknown	9	0%
<b>Distinct Count of Stops</b>	<b>7,132</b>	<b>100%</b>





# Stop Data Quarter 4 2020

## Reasons for Stops by Race, Age, Gender 2020 QUARTER 4

Reasons for Stops	Asian	Black/ African American	Hispanic/ Latino	Middle Eastern/ South Asian	Native American	Pacific Islander	White	Other	Total
Consensual encounter resulting in search	7	13	6	4	0	1	31	2	64
Determine if student violated school policy	0	0	0	0	0	0	0	0	0
Investigation to determine if person is truant	0	12	3	2	0	1	11	1	30
Knowledge of outstanding arrest warrant/wanted person	8	108	40	4	0	2	40	7	209
Known to be on parole/probation/PRCS/mandatory supervision	2	33	15	1	0	2	14	0	67
Reasonable suspicion that this person was engaged in criminal activity	139	926	595	59	6	42	947	80	2,794
Traffic violation	507	939	817	219	1	40	1,358	78	3,959
Unknown	1	2	2	1	0	0	2	1	9
<b>Distinct Count of Stops</b>	<b>664</b>	<b>2,033</b>	<b>1,478</b>	<b>290</b>	<b>7</b>	<b>88</b>	<b>2,403</b>	<b>169</b>	<b>7,132</b>
<b>% of Stops</b>	<b>9%</b>	<b>29%</b>	<b>21%</b>	<b>4%</b>	<b>0%</b>	<b>1%</b>	<b>34%</b>	<b>2%</b>	<b>100%</b>

Reasons for Stops	Under 18	18-29	30-39	40-49	50-59	60+	Unknown	Total
Consensual encounter resulting in search	0	10	21	12	9	12	0	64
Determine if student violated school policy	0	0	0	0	0	0	0	0
Investigation to determine if person is truant	1	9	10	5	2	3	0	30
Knowledge of outstanding arrest warrant/wanted person	12	55	77	36	21	8	0	209
Known to be on parole/probation/PRCS/mandatory supervision	0	35	22	5	4	1	0	67
Reasonable suspicion that this person was engaged in criminal activity	56	614	1,026	608	342	148	0	2,794
Traffic violation	23	1,095	1,261	753	524	303	0	3,959
Unknown	0	1	3	1	0	1	3	9
<b>Distinct Count of Stops</b>	<b>92</b>	<b>1,819</b>	<b>2,420</b>	<b>1,420</b>	<b>902</b>	<b>476</b>	<b>3</b>	<b>7,132</b>
<b>% of Stops</b>	<b>1%</b>	<b>26%</b>	<b>34%</b>	<b>20%</b>	<b>13%</b>	<b>7%</b>	<b>0%</b>	<b>100%</b>

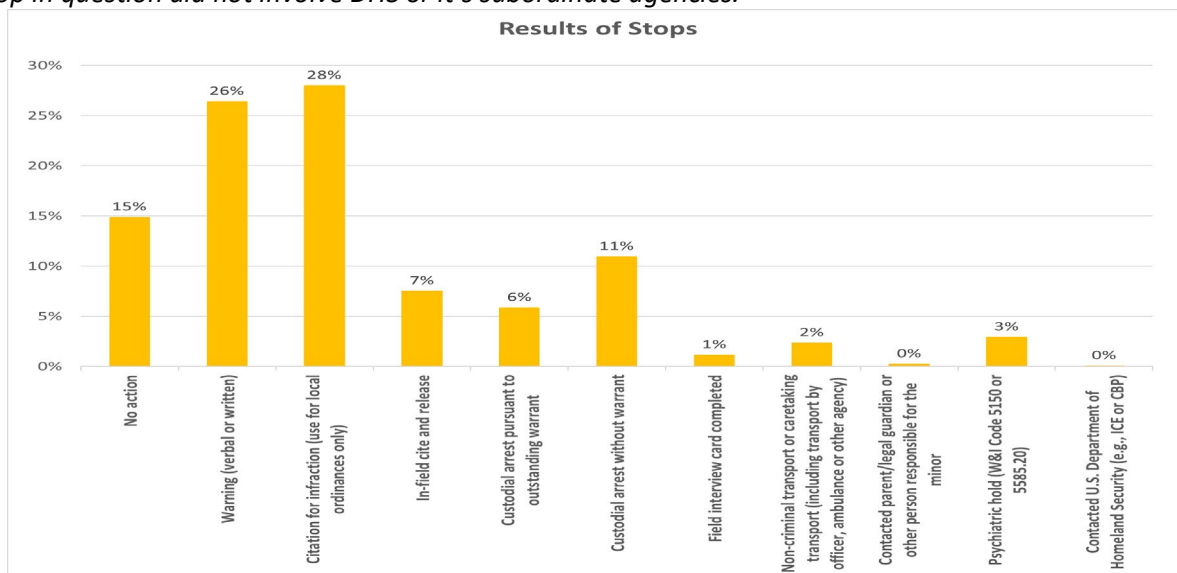
Reasons for Stops	Female	Male	Transgender man/boy	Transgender woman/girl	Unknown	Total
Consensual encounter resulting in search	18	46	0	0	0	64
Determine if student violated school policy	0	0	0	0	0	0
Investigation to determine if person is truant	10	20	0	0	0	30
Knowledge of outstanding arrest warrant/wanted person	36	173	0	0	0	209
Known to be on parole/probation/PRCS/mandatory supervision	9	57	0	1	0	67
Reasonable suspicion that this person was engaged in criminal activity	570	2,196	6	14	8	2,794
Traffic violation	925	3,020	0	7	7	3,959
Unknown	2	4	0	0	3	9
<b>Distinct Count of Stops</b>	<b>1,570</b>	<b>5,516</b>	<b>6</b>	<b>22</b>	<b>18</b>	<b>7,132</b>
<b>% of Stops</b>	<b>22%</b>	<b>77%</b>	<b>0%</b>	<b>0%</b>	<b>0%</b>	<b>100%</b>

## Results of Stops 2020 Quarter 4

Of the 7,132 stops in Q4-2020: a warning was issued 26% of the time; a citation for infraction was issued 28% of the time, and no action was taken 15% of the time.

Results of Stops	Total	% Total
No action	1,101	15%
Warning (verbal or written)	1,956	26%
Citation for infraction (use for local ordinances only)	2,073	28%
In-field cite and release	555	7%
Custodial arrest pursuant to outstanding warrant	432	6%
Custodial arrest without warrant	810	11%
Field interview card completed	83	1%
Non-criminal transport or caretaking transport (including transport by officer, ambulance or other agency)	172	2%
Contacted parent/legal guardian or other person responsible for the minor	16	0%
Psychiatric hold (W&I Code 5150 or 5585.20)	215	3%
Contacted U.S. Department of Homeland Security (e.g., ICE or CBP)	3	0%
Referral to school administrator or other support staff	0	0%
Unknown	0	0%
<b>Distinct Count of Stops</b>	<b>7,132</b>	<b>100%</b>

*\*3 Stops during Q4 resulted in contact with the Department of Homeland Security or its subordinate organizations. Two contacts occurred at the San Francisco International Airport, one involved an incident reported to SFPD that occurred on an aircraft, which is under the jurisdiction of the TSA, necessitating contact. The other involved an individual identified by Customs and Border Protection informing SFPD of an individual with a warrant, necessitating contact. The final contact was a typographical error and the stop in question did not involve DHS or its subordinate agencies.*



## Results of Stops by Race, Age, and Gender 2020 QUARTER 4

Results of Stops	Asian	Black/ African American	Hispanic/ Latino(a)	Middle Eastern/ South Asian	Native American	Pacific Islander	White	Other	Total
No action	56	360	253	30	1	22	356	23	1,101
Warning (verbal or written)	148	644	366	89	1	24	638	46	1,956
Citation for infraction (use for local ordinances only)	355	303	417	119	1	14	835	29	2,073
In-field cite and release	49	165	126	25	0	4	169	17	555
Custodial arrest pursuant to outstanding warrant	17	180	79	11	0	8	118	19	432
Custodial arrest without warrant	31	325	209	14	2	11	189	29	810
Field interview card completed	2	44	13	0	0	1	19	4	83
Non-criminal transport or caretaking transport (including transport by officer, ambulance or other agency)	12	47	38	6	1	1	65	2	172
Contacted parent/legal guardian or other person responsible for the minor	1	5	4	1	0	0	5	0	16
Psychiatric hold (W&I Code 5150 or 5585.20)	13	55	33	6	1	4	92	11	215
Contacted U.S. Department of Homeland Security (e.g., ICE or CBP)	0	1	0	0	0	0	2	0	3
Referral to school administrator or other support staff	0	0	0	0	0	0	0	0	0
Unknown	0	0	0	0	0	0	0	0	0
<b>Distinct Count of Stops</b>	<b>664</b>	<b>2,033</b>	<b>1,478</b>	<b>290</b>	<b>7</b>	<b>88</b>	<b>2,403</b>	<b>169</b>	<b>7,132</b>

Results of Stops	Under 18	18-29	30-39	40-49	50-59	60+	Unknown	Total
No action	23	269	381	246	120	59	3	1,101
Warning (verbal or written)	9	484	731	395	234	103	0	1,956
Citation for infraction (use for local ordinances only)	12	577	611	344	320	209	0	2,073
In-field cite and release	7	143	177	120	63	45	0	555
Custodial arrest pursuant to outstanding warrant	3	103	167	103	47	9	0	432
Custodial arrest without warrant	22	221	290	161	94	22	0	810
Field interview card completed	2	19	39	12	9	2	0	83
Non-criminal transport or caretaking transport (including transport by officer, ambulance or other agency)	8	27	63	40	210	13	0	361
Contacted parent/legal guardian or other person responsible for the minor	9	4	0	2	22	1	0	38
Psychiatric hold (W&I Code 5150 or 5585.20)	7	45	66	44	0	31	0	193
Contacted U.S. Department of Homeland Security (e.g., ICE or CBP)	0	2	1	0	0	0	0	3
Referral to school administrator or other support staff	0	0	0	0	0	0	0	0
Unknown	0	0	0	0	0	0	0	0
<b>Distinct Count of Stops</b>	<b>92</b>	<b>1,819</b>	<b>2,420</b>	<b>1,420</b>	<b>902</b>	<b>476</b>	<b>3</b>	<b>7,132</b>

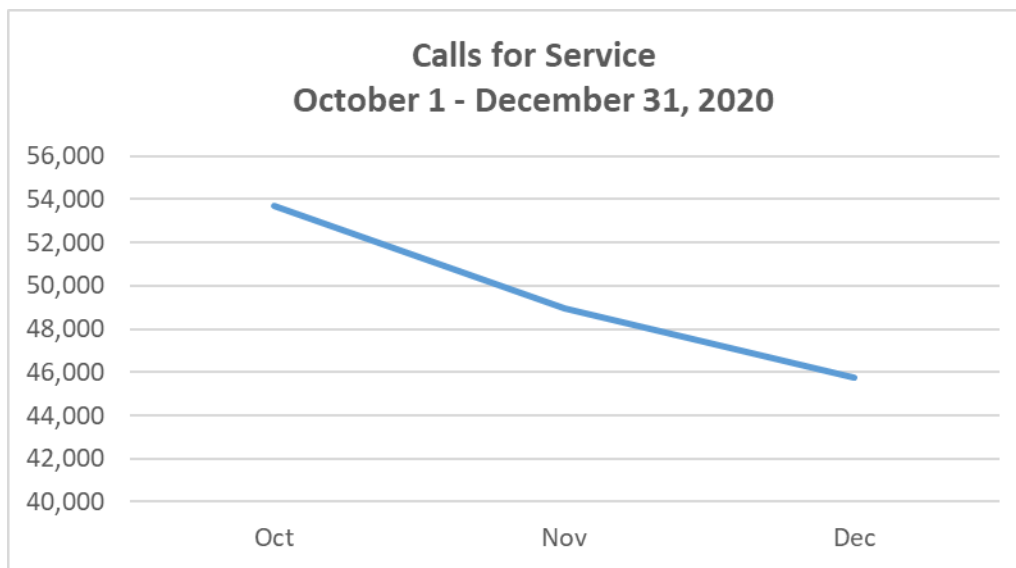
Results of Stops	Female	Male	Transgender man/boy	Transgender woman/girl	Unknown	Total
No action	243	849	0	5	4	1,101
Warning (verbal or written)	437	1,510	1	4	4	1,956
Citation for infraction (use for local ordinances only)	498	1,567	1	2	5	2,073
In-field cite and release	117	438	0	0	0	555
Custodial arrest pursuant to outstanding warrant	66	362	2	2	0	432
Custodial arrest without warrant	136	660	3	8	3	810
Field interview card completed	18	65	0	0	0	83
Non-criminal transport or caretaking transport (including transport by officer, ambulance or other agency)	42	130	0	0	0	172
Contacted parent/legal guardian or other person responsible for the minor	6	10	0	0	0	16
Psychiatric hold (W&I Code 5150 or 5585.20)	73	138	1	1	2	215
Contacted U.S. Department of Homeland Security (e.g., ICE or CBP)	2	1	0	0	0	3
Referral to school administrator or other support staff	0	0	0	0	0	0
Unknown	0	0	0	0	0	0
<b>Distinct Count of Stops</b>	<b>1,570</b>	<b>5,516</b>	<b>6</b>	<b>22</b>	<b>18</b>	<b>7,132</b>

# Calls for Service, Q4 2020

The Department responded to 148,409 total calls for service during 4<sup>th</sup> quarter of 2020. Call count declined each month thru the quarter.

Dispatching changes occurred in November 2020 to account for the implementation of the Street Crisis Response Team, which began responding to certain calls in lieu of the SFPD. SCRT responded to 184 calls for service in November and December, 2020.

Calls for Service October 1 - December 31, 2020			
Oct	Nov	Dec	Total - Q4
53,723	48,958	45,728	148,409




Data Source: San Francisco Police Department CAD

## SUSPECTS OBSERVED AND/OR REPORTED TO SAN FRANCISCO POLICE DEPARTMENT

Suspect information/description is either provided by a member of the public reported directly to the police or through dispatch, or is observed by a Department member during a self-initiated call for service in which there is reasonable suspicion or probable cause for a crime. The suspect information is documented in a police incident report that is generated from the call for service.

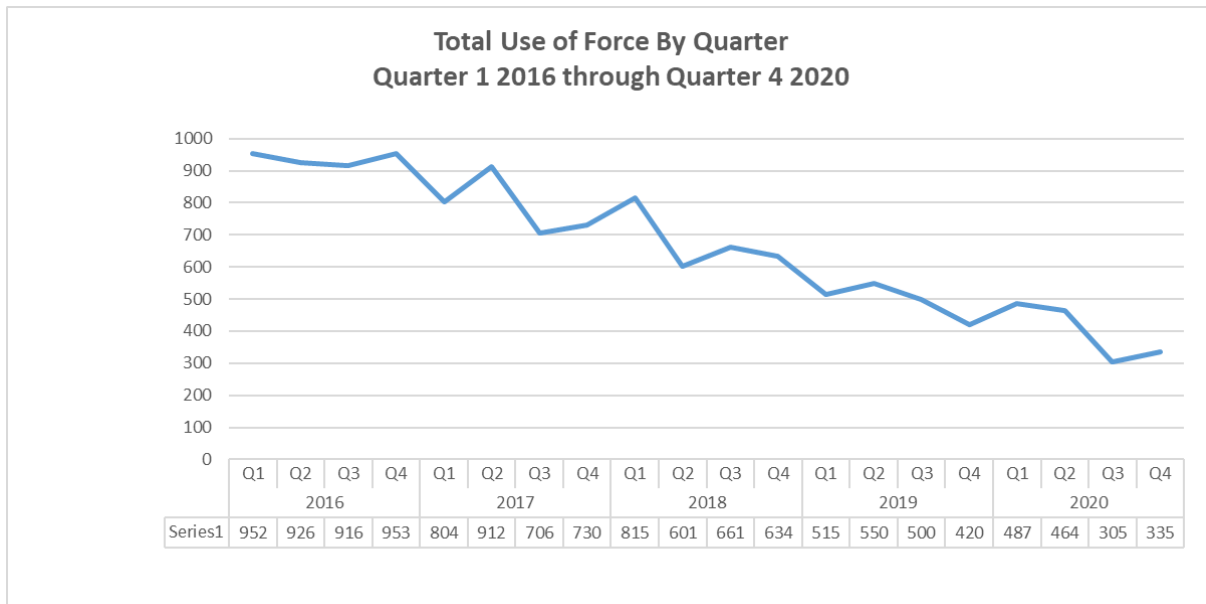
The following table summarizing suspect descriptions gathered from incident reports shows that 40.9% of the subjects reported to police, directly or through dispatch, or those observed by a member during a self-initiated contact are Black/African American.

<b>SUSPECTS by Race/Ethnicity</b>					
<b>October 1, 2020 - December 31, 2020</b>					
DESCRIPTION	Oct	Nov	Dec	Q4 2020	% of Total Suspects Q4 2020
Asian/ Pacific Islander	118	93	81	292	4.2%
Black/ African American	959	941	952	2852	40.9%
Hispanic/ Latino	415	335	377	1127	16.2%
Native American	8	13	3	24	0.3%
White	487	429	471	1387	19.9%
Others	405	460	419	1284	18.4%
<b>Total</b>	<b>2,392</b>	<b>2,271</b>	<b>2,303</b>	<b>6,966</b>	<b>100.00%</b>



Note: Suspect data is extracted from incident reports via the Person Schema of Crime Data Warehouse via Business Intelligence tools. Search criteria includes results in which Person Type = "Suspect." Records with Unknown Race/Ethnicity data are not included.

## Total Use of Force Overview January 1, 2016 through December 31, 2020

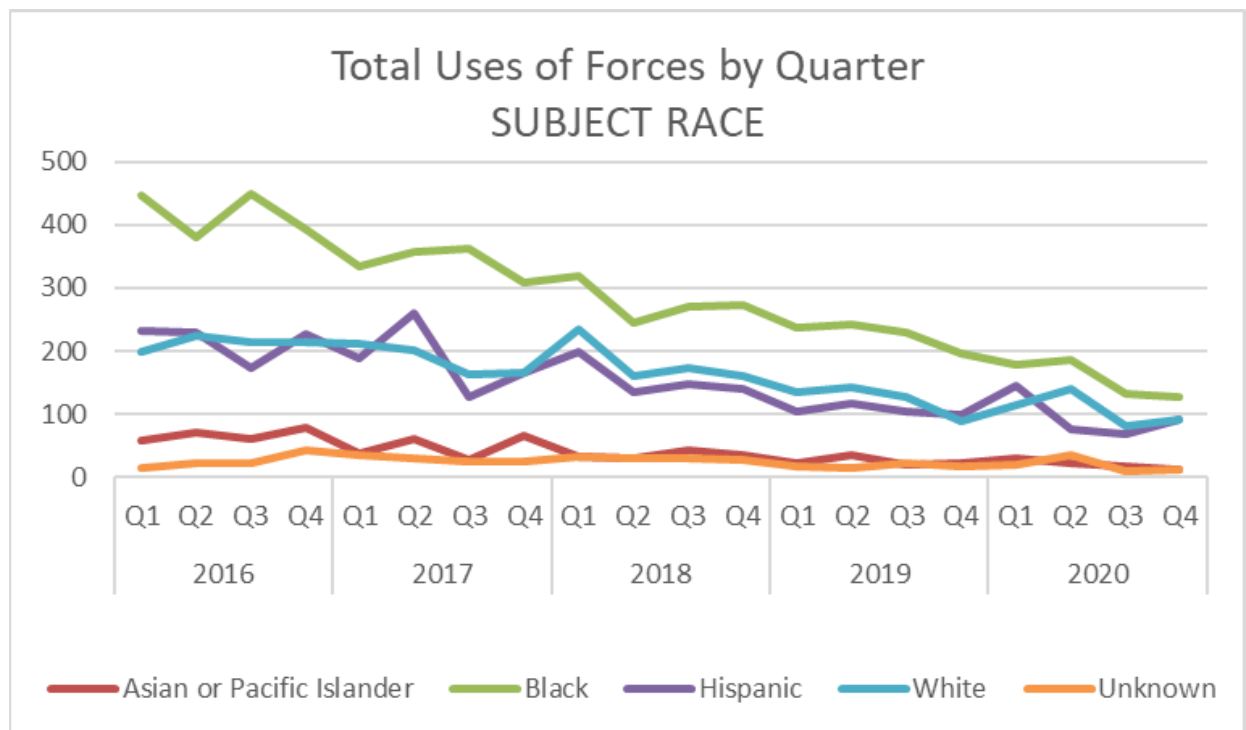


The above chart shows the decrease in Use of Force since the 1<sup>st</sup> quarter of 2016 by 65%. There were 952 Uses of Force in 1<sup>st</sup> quarter of 2016 compared to 335 Uses of Force in 4<sup>th</sup> quarter of 2020.

## Total Use of Force Overview by Subject Race/Ethnicity

During 4<sup>th</sup> quarter of 2020, 38% of the total Uses of Force were against Black subjects, 27% were against White subjects, and 27% were against Hispanic/Latino subjects.

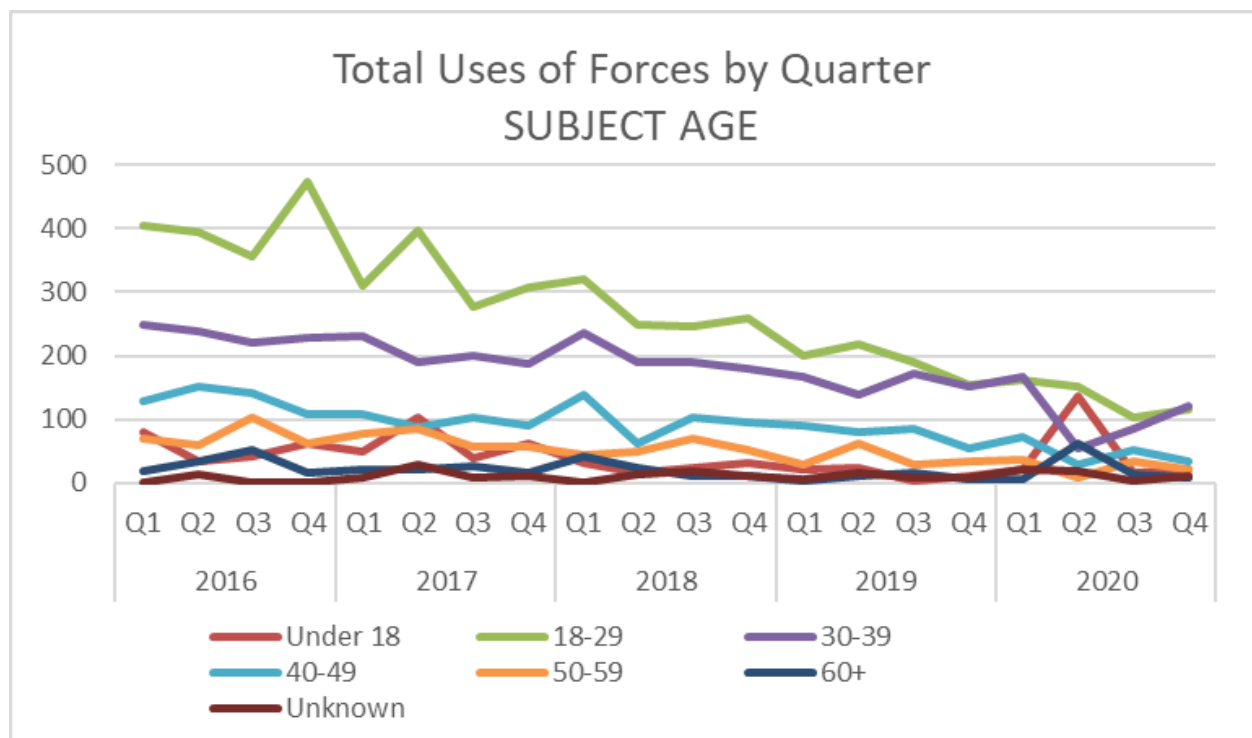
	COUNT OF FORCE																			
	2016				2017				2018				2019				2020			
SUBJECT RACE	Q1	Q2	Q3	Q4	Q1	Q2	Q3	Q4	Q1	Q2	Q3	Q4	Q1	Q2	Q3	Q4	Q1	Q2	Q3	Q4
Asian or Pacific Islander	59	70	60	78	37	61	28	66	32	31	42	36	22	34	20	21	29	23	16	13
Black	447	379	448	393	333	358	363	308	318	244	270	272	236	242	229	195	179	187	132	127
Hispanic	232	230	173	226	188	261	128	165	199	135	147	139	104	117	104	100	144	77	68	91
White	199	225	213	213	211	202	163	166	234	160	172	160	135	142	128	88	115	141	80	92
Unknown	15	22	22	43	35	29	25	25	33	31	30	28	18	15	23	16	20	36	9	12
<b>Grand Total</b>	<b>952</b>	<b>926</b>	<b>916</b>	<b>953</b>	<b>804</b>	<b>911</b>	<b>707</b>	<b>730</b>	<b>816</b>	<b>601</b>	<b>661</b>	<b>635</b>	<b>515</b>	<b>550</b>	<b>504</b>	<b>420</b>	<b>487</b>	<b>464</b>	<b>305</b>	<b>335</b>



## Total Use of Force Overview by Subject Age

During 4<sup>th</sup> quarter of 2020, 36% of the total Uses of Force were against 30-39 years old subjects, 35% were against 18-29 years old subjects, and 10% were against 40-49 years old subjects.

SUBJECT AGE	COUNT OF FORCE																			
	2016				2017				2018				2019				2020			
	Q1	Q2	Q3	Q4	Q1	Q2	Q3	Q4	Q1	Q2	Q3	Q4	Q1	Q2	Q3	Q4	Q1	Q2	Q3	Q4
Under 18	80	34	41	61	50	102	38	62	32	16	25	31	20	23	4	10	20	137	15	20
18-29	405	395	357	474	310	396	277	308	321	248	245	258	200	217	190	155	163	152	103	116
30-39	250	239	220	229	231	191	199	187	236	190	191	179	167	139	173	151	168	55	85	122
40-49	128	151	141	109	107	87	102	89	139	62	102	96	90	80	84	54	73	30	52	35
50-59	69	59	102	62	77	84	56	57	44	49	69	51	29	62	30	34	37	9	33	21
60+	19	34	53	16	21	22	26	17	42	23	11	10	4	12	15	6	6	63	13	9
Unknown	1	14	2	2	8	29	9	10	2	13	18	10	5	17	9	9	20	18	4	12
<b>Grand Total</b>	<b>952</b>	<b>926</b>	<b>916</b>	<b>953</b>	<b>804</b>	<b>911</b>	<b>707</b>	<b>730</b>	<b>816</b>	<b>601</b>	<b>661</b>	<b>635</b>	<b>515</b>	<b>550</b>	<b>505</b>	<b>419</b>	<b>487</b>	<b>464</b>	<b>305</b>	<b>335</b>

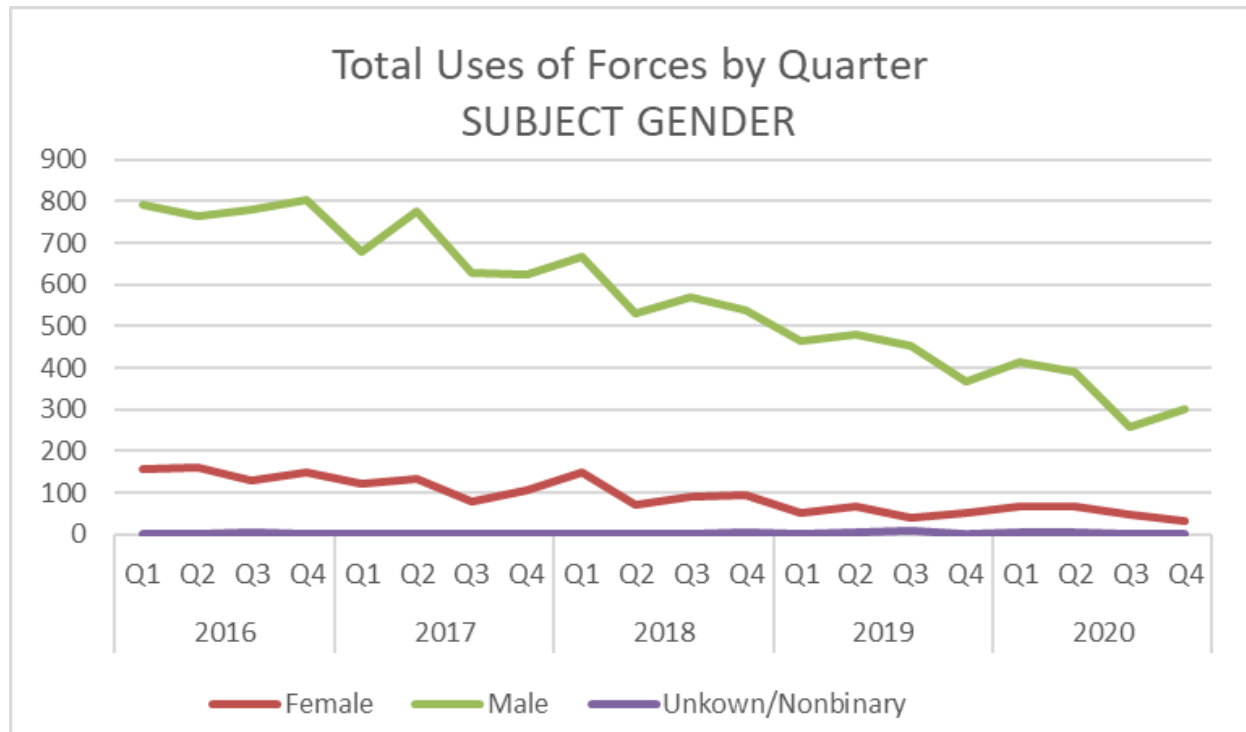




## Total Use of Force Overview by Subject Gender

90% of the total Uses of Force were against male subjects, and 10% were against female subjects during 4<sup>th</sup> quarter of 2020.

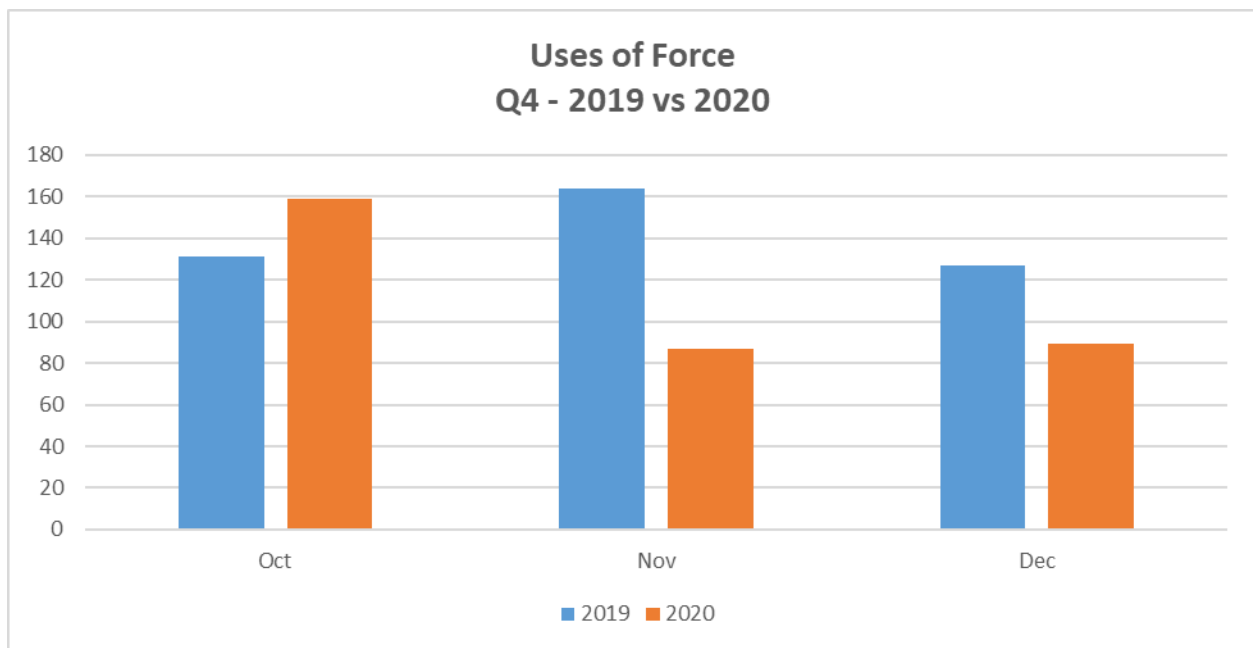
	COUNT OF FORCE																			
	2016				2017				2018				2019				2020			
SUBJECT GENDER	Q1	Q2	Q3	Q4	Q1	Q2	Q3	Q4	Q1	Q2	Q3	Q4	Q1	Q2	Q3	Q4	Q1	Q2	Q3	Q4
Female	157	160	131	150	123	134	78	105	148	70	91	93	50	66	41	53	66	66	48	33
Male	792	764	780	803	681	775	628	625	668	531	570	537	463	479	453	366	416	392	257	301
Unkown/Nonbinary	3	2	5	0	0	2	1	0	0	0	0	5	2	5	10	1	5	6	0	1
<b>Grand Total</b>	<b>952</b>	<b>926</b>	<b>916</b>	<b>953</b>	<b>804</b>	<b>911</b>	<b>707</b>	<b>730</b>	<b>816</b>	<b>601</b>	<b>661</b>	<b>635</b>	<b>515</b>	<b>550</b>	<b>504</b>	<b>420</b>	<b>487</b>	<b>464</b>	<b>305</b>	<b>335</b>
<b>Grand Total</b>	<b>952</b>	<b>926</b>	<b>916</b>	<b>953</b>	<b>804</b>	<b>911</b>	<b>707</b>	<b>730</b>	<b>816</b>	<b>601</b>	<b>661</b>	<b>635</b>	<b>515</b>	<b>550</b>	<b>504</b>	<b>420</b>	<b>487</b>	<b>464</b>	<b>305</b>	<b>335</b>



## Fourth Quarter Comparison – Uses of Force – 2019 vs. 2020

Total Uses of Force			
Fourth Quarter Comparison - 2019 vs 2020			
	2019	2020	% Change
Oct	131	159	21%
Nov	164	87	-47%
Dec	127	89	-30%
<b>Q4 Total</b>	<b>422</b>	<b>335</b>	<b>-21%</b>

There were 335 Uses of Force in 4<sup>th</sup> quarter of 2020, a 21% decrease in comparison to the Use of Force in 4th quarter of 2019.

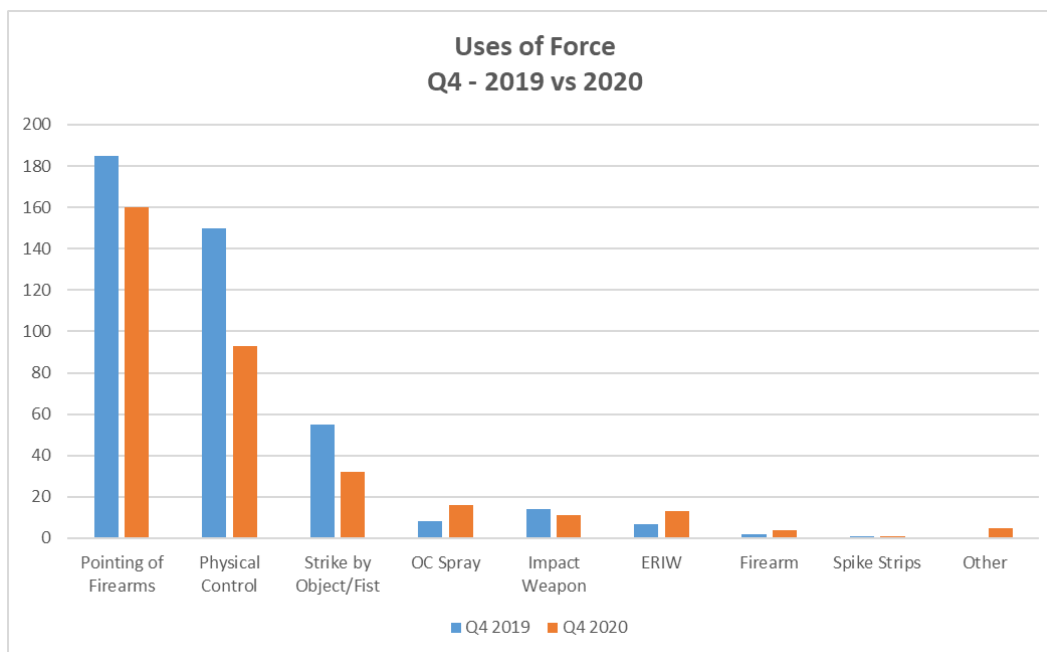


## Total Uses of Force by Force Type

### Fourth Quarter Comparison – 2019 vs. 2020

During 4<sup>th</sup> quarter of 2020, pointing of a firearm, physical control, striking by object/fist, and OC (Pepper Spray) were the top four types of force used and accounted for 90% of total Uses of Force.

Uses of Force	Q4 2019	Q4 2020	% Change
Pointing of Firearms	185	160	-14%
Physical Control	150	93	-38%
Strike by Object/Fist	55	32	-42%
OC Spray	8	16	100%
Impact Weapon	14	11	-21%
ERIW	7	13	86%
Firearm	2	4	100%
Spike Strips	1	1	0%
Other	0	5	not calc
<b>Total</b>	<b>422</b>	<b>335</b>	<b>-21%</b>



A review of all reported uses of force during Q4 2020 found no instances of officers discharging firearms at a moving vehicle, nor any instances where the carotid restraint was employed.

## **SEC. 96A.3 (b) (2) USE OF FORCE RESULTING IN DEATH**

### **SEC. 96A.3 (b) (2) USE OF FORCE RESULTING IN DEATH TO THE PERSON ON WHOM AN OFFICER USED FORCE;**

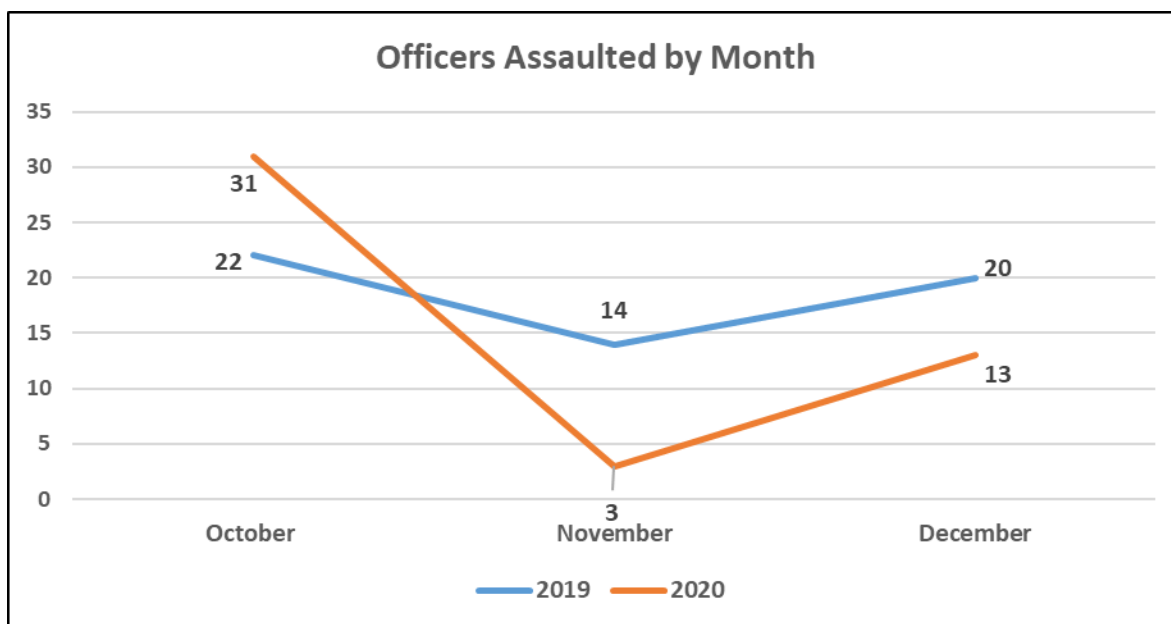
There were two Officer Involved Shooting (OIS) Use of Force incidents, one of them resulting in death during the 4th quarter of 2020. The Officer Involved Shooting resulting in death occurred on October 10, 2020. The Officer Involved Shooting not resulting in death occurred on November 17, 2020. See pages 18-19 for details.

## Officers Assaulted by Month

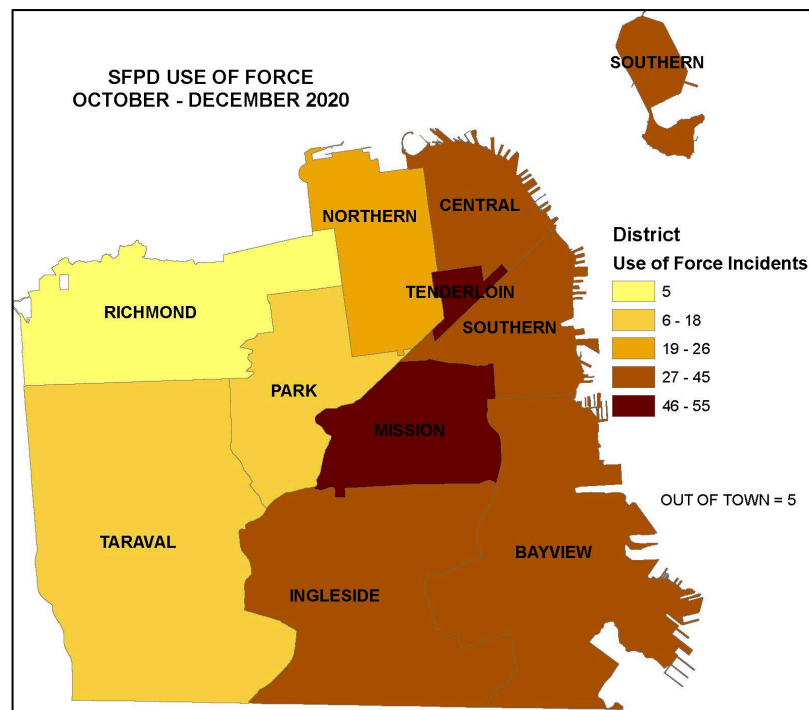
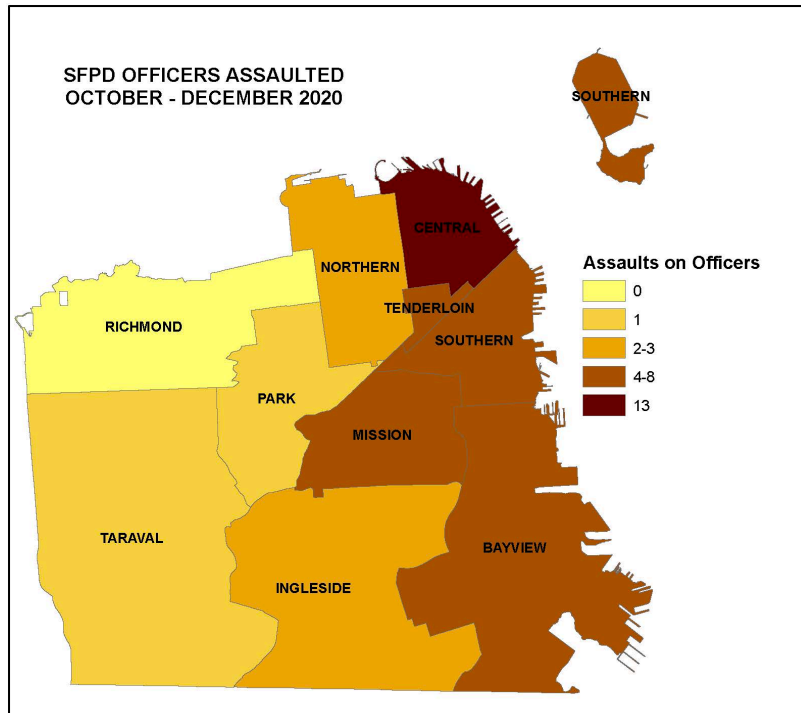
October - December 2020

In Q4-2020, there were a total of 47 officers assaulted; a 16% decrease from Q4-2019.

Officers Assaulted by Month			
	2019	2020	% Change
October	22	31	41%
November	14	3	-79%
December	20	13	-35%
<b>Total</b>	<b>56</b>	<b>47</b>	<b>-16%</b>



The Central District (13) had the highest number of officers assaulted, followed by Southern (8), Bayview (7) Mission (6) and Tenderloin (6). The Mission District (55) had the highest number of Uses of Force, followed by Tenderloin (53) and Southern (45).



## SEC. 96A.3 (b) (1) Types of Force by Race/Ethnicity and Gender of Subject October – December 2020

During 4<sup>th</sup> quarter of 2020, Uses of Force used against Black Male subjects accounted for 32%, White Male subjects accounted for 26% and Hispanic Male subjects accounted for 25% of number of Uses of Force used.

Types of Force by Subject Race & Gender	Pointing of Firearms	Physical Control	Strike by Object/Fist	OC (Pepper Spray)	Impact Weapon	ERIW	Firearm	Spike Strips	Other	Total Uses of Force	%
Asian Female	0	1	1	0	0	0	0	0	0	2	1%
Asian Male	6	3	1	0	0	0	0	0	1	11	3%
Asian Unknown or Nonbinary Gender	0	0	0	0	0	0	0			0	0%
Black Female	14	3	0	0	0	0	0	0	1	18	5%
Black Male	59	27	10	4	2	3	0	1	2	108	32%
Black Unknown or Nonbinary Gender	0	0	1	0	0	0	0	0	0	1	0%
Hispanic Female	0	3	1	1	1	0	0	0	0	6	2%
Hispanic Male	46	14	9	5	1	6	4	0	0	85	25%
Hispanic Unknown or Nonbinary Gender	0	0	0	0	0	0	0	0	0	0	0%
White Female	0	3	0	1	1	1	0	0	0	6	2%
White Male	30	35	8	4	5	3	0	0	1	86	26%
White Unknown or Nonbinary Gender	0	0	0	0	0	0	0	0	0	0	0%
Unknown Female	0	1	0	0	0	0	0	0	0	1	0%
Unknown Male	5	3	1	1	1	0	0	0	0	11	3%
Unknown Race & Gender	0	0	0	0	0	0	0	0	0	0	0%
<b>Total</b>	<b>160</b>	<b>93</b>	<b>32</b>	<b>16</b>	<b>11</b>	<b>13</b>	<b>4</b>	<b>1</b>	<b>5</b>	<b>335</b>	<b>100%</b>
<b>Percent</b>	<b>48%</b>	<b>28%</b>	<b>10%</b>	<b>5%</b>	<b>3%</b>	<b>4%</b>	<b>1%</b>	<b>0%</b>	<b>1%</b>	<b>100%</b>	

Asian includes Asian and Pacific Islander.

Unknown indicates ethnicities outside DOJ definitions, Native American, and incident reports where data wasn't provided.

Due to rounding, percentage totals may not add up to exactly 100%.

## SEC. 96A.3 (b) (3) Types of Force by Age of Subject October - December 2020

During 4<sup>th</sup> quarter of 2020, the subjects in the age group of 30-39 accounted for 36% of Uses of Force, and the age group of 18-29 accounted for 35%.

Types of Force by Subject Age Group	Pointing of Firearms	Physical Control	Strike by Object/Fist	OC (Pepper Spray)	Impact Weapon	ERIW	Firearm	Spike Strips	Other	Total Uses of Force	%
Under 18	16	1	3	0	0	0	0	0	0	20	6%
18-29	69	19	10	1	3	5	4	1	4	116	35%
30-39	44	52	13	4	7	2	0	0	0	122	36%
40-49	19	8	1	0	3	4	0	0	0	35	10%
50-59	9	8	2	0	1	0	0	0	1	21	6%
60+	2	4	2	1	0	0	0	0	0	9	3%
Unknown	1	1	1	5	2	2	0	0	0	12	4%
<b>Total</b>	160	93	32	11	16	13	4	1	5	335	100%
<b>Percent</b>	48%	28%	10%	3%	5%	4%	1%	0%	1%	100%	

Unknown indicates information was not documented in report for various reasons (i.e. suspect fled and demographic information was not known).

Due to rounding, percentage totals may not add up to exactly 100%.



## Types of Force by Call Type October – December 2020

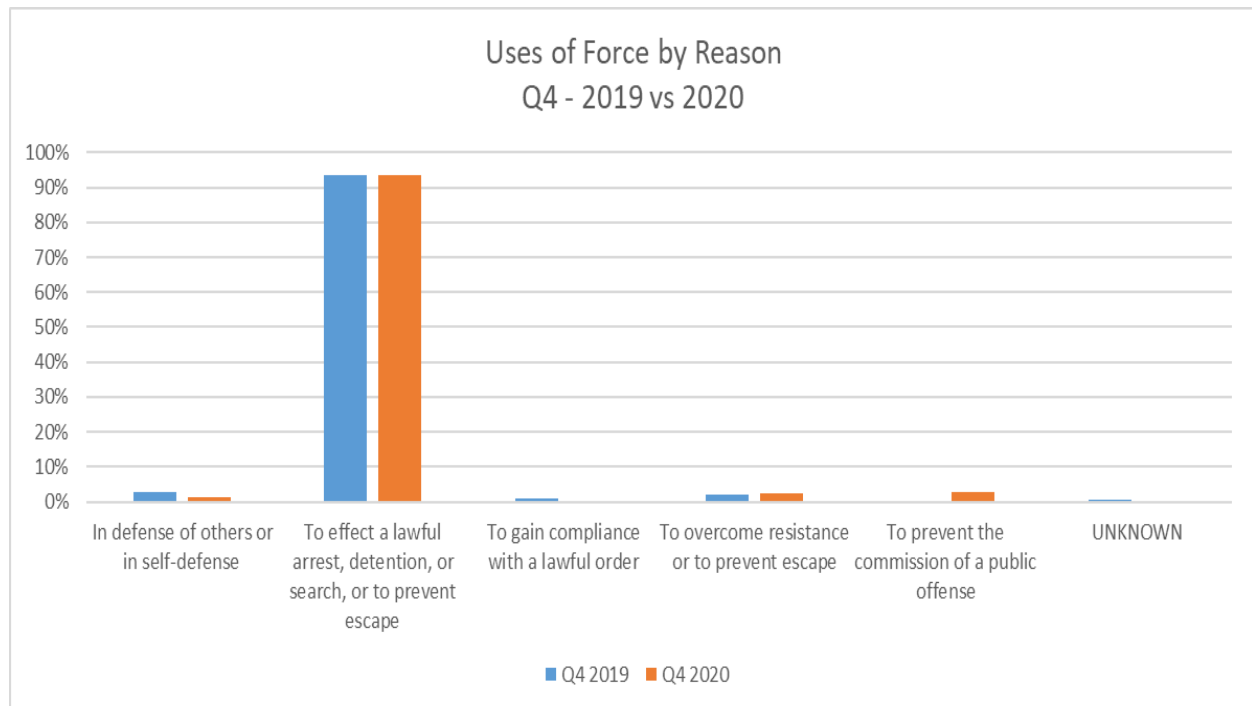
Part I Violent, Part I Property, Suspicious Person, Person with a gun, Terrorist Threats, and Mental Health Related incidents were the top six types of call and accounted for 85% of total Uses of Force during 4<sup>th</sup> quarter of 2020.

Types of Call	Firearm	Pointing of Firearms	Physical Control	Strike by Object/Fist	Impact Weapon	OC (Pepper Spray)	ERIW	K-9	Spike Strips	Handcuffing	Flash Bang	Other	Flashbang	Total	% of Calls
Part I Violent	4	52	20	10	2	5	6	0	0	0	0	1	0	100	30%
Part I Property	0	54	15	0	2	2	1	0	0	0	0	0	0	74	22%
Person with a gun (221)	0	21	7	0	0	0	0	0	0	0	0	0	0	28	8%
Person with a knife (219)	0	0	0	0	0	1	0	0	0	0	0	0	0	1	0%
Suspicious Person (311/811/601/603/646/916/917)	0	12	20	11	1	3	1	0	1	0	0	2	0	51	15%
Narcotics Arrest	0	0	0	1	0	0	0	0	0	0	0	0	0	1	0%
Search Warrant/Warrant Arrest	0	7	5	1	0	0	0	0	0	0	0	1	0	14	4%
Alarm/Check on well-being (100/910)	0	0	1	1	0	0	0	0	0	0	0	0	0	2	1%
Mental Health Related (5150/800/801)	0	6	7	0	0	0	3	0	0	0	0	0	0	16	5%
Terrorist Threats (650)	0	2	11	2	1	1	0	0	0	0	0	0	0	17	5%
Traffic-Related	0	6	2	4	0	2	0	0	0	0	0	0	0	14	4%
Vandalism (594/595)	0	0	3	2	0	0	0	0	0	0	0	0	0	5	1%
Aided Case (520)	0	0	2	0	0	0	0	0	0	0	0	0	0	2	1%
Demonstration (400)	0	0	0	0	5	2	2	0	0	0	0	0	0	9	3%
Homeless Related Call (915/919)	0	0	0	0	0	0	0	0	0	0	0	1	0	1	0%
<b>Total</b>	<b>4</b>	<b>160</b>	<b>93</b>	<b>32</b>	<b>11</b>	<b>16</b>	<b>13</b>	<b>0</b>	<b>0</b>	<b>0</b>	<b>0</b>	<b>0</b>	<b>0</b>	<b>335</b>	<b>100%</b>

## Uses of Force by Reason October – December 2020

93% of Total Uses of Force reasons in 4th quarter of 2020 were to effect a lawful arrest, detention, or search, or to prevent escape, a 21% decrease from 4th quarter of 2019.

Reason for Use of Force	Q4 2019	Q4 2020	% Change
In defense of others or in self-defense	12	4	-67%
To effect a lawful arrest, detention, or search, or to prevent escape	395	313	-21%
To gain compliance with a lawful order	4	1	-75%
To overcome resistance or to prevent escape	8	8	0%
To prevent the commission of a public offense	1	9	800%
UNKNOWN	2	0	-100%
<b>Grand Total</b>	<b>422</b>	<b>335</b>	<b>-21%</b>



## Uses of Force by Race/Ethnicity, Gender and Age of Officer Q4 – 2019 vs. 2020

During 4<sup>th</sup> quarter of 2020, White male officers (87, 40%) accounted for 136, 41% of Use of Force used, and Asian male officers (43, 20%) accounted for 64, 19% of Use of Force used.

Officer Race & Gender	Officers Using Force			Total Uses of Force			Department Demographic		
	Q4-2019	Q4-2020	% change	Q4-2019	Q4-2020	% change	Q4-2019	Q4-2020	% change
Asian Female *	6	3	-50%	8	4	-50%	46	47	2%
Asian Male *	51	43	-16%	74	64	-14%	472	472	0%
Black Female	7	6	-14%	12	9	-25%	43	41	-5%
Black Male	24	17	-29%	33	26	-21%	175	173	-1%
Hispanic Female	9	8	-11%	11	11	0%	77	77	0%
Hispanic Male	36	36	0%	64	50	-22%	317	321	1%
White Female	10	14	40%	22	20	-9%	168	157	-7%
White Male	111	87	-22%	173	136	-21%	939	904	-4%
Other Female **	0	0	not cal	0	0	not cal	9	8	-11%
Other Male **	8	6	-25%	25	15	-40%	40	35	-13%
<b>Total</b>	<b>262</b>	<b>220</b>	<b>-16%</b>	<b>422</b>	<b>335</b>	<b>-21%</b>	<b>2,286</b>	<b>2,235</b>	<b>-2%</b>

\*Asian includes Asian and Pacific Islander

\*\*Other indicates ethnicities outside DOJ definitions

During 4<sup>th</sup> quarter of 2020, Officers in the age group of 30-39 (110, 50%) accounted for 183, 55% of Use of Force used. There was 17% decrease in Officers Using Force and 21% decrease in Total Use of Force compared to 4<sup>th</sup> quarter in 2019.

Officer Age Group	Officers Using Force			Total Uses of Force			Department Demographic		
	Q4-2019	Q4-2020	% change	Q4-2019	Q4-2020	% change	Q4-2019	Q4-2020	% change
22-29	92	70	-24%	145	105	-28%	377	332	-12%
30-39	111	110	-1%	188	183	-3%	757	744	-2%
40-49	42	28	-33%	62	31	-50%	645	634	-2%
50-59	18	11	-39%	26	15	-42%	470	489	4%
60+	1	1	0%	1	1	0%	37	36	-3%
<b>Total</b>	<b>264</b>	<b>220</b>	<b>-17%</b>	<b>422</b>	<b>335</b>	<b>-21%</b>	<b>2,286</b>	<b>2,235</b>	<b>-2%</b>

## Uses of Force by Race/Ethnicity, Gender and Age of Subject Q4 – 2019 vs. 2020

During 4th quarter of 2020, Black male subjects (64, 32%) accounted for 108, 32% of Use of Force used against, White male subjects (50, 25%) accounted for 86, 26% and Hispanic male subjects (51, 25%) accounted for 85, 25% of Use of Force used against.

Subject Race & Gender	Number of Subjects			Total Uses of Force		
	Q4-2019	Q4-2020	% change	Q4-2019	Q4-2020	% change
Asian Female	1	1	0%	2	2	0%
Asian Male	9	5	-44%	19	11	-42%
Asian Unknown or Nonbinary Gender	0	0	not cal	0	0	-44%
Black Female	19	12	-37%	32	18	-34%
Black Male	91	64	-30%	164	108	not cal
Black Unknown or Nonbinary Gender	0	1	not cal	0	1	-14%
Hispanic Female	6	4	-33%	7	6	-9%
Hispanic Male	56	51	-9%	93	85	not cal
Hispanic Unknown or Nonbinary Gender	0	0	not cal	0	0	-33%
White Female	6	5	-17%	9	6	9%
White Male	48	50	4%	79	86	-100%
White Unknown or Nonbinary Gender	1	0	-100%	1	0	-67%
Unknown Female	3	1	-67%	3	1	-15%
Unknown Male	7	7	0%	13	11	not cal
Unknown Race & Gender	0	0	not cal	0	0	not cal
<b>Total</b>	<b>247</b>	<b>201</b>	<b>-19%</b>	<b>422</b>	<b>335</b>	<b>-21%</b>

Subjects in the age group of 18-29 (69, 34%) accounted for 116, 35% of Total Use of Force used against, and age group of 30-39 (62, 31%) accounted for 122, 36% Total Use of Force.

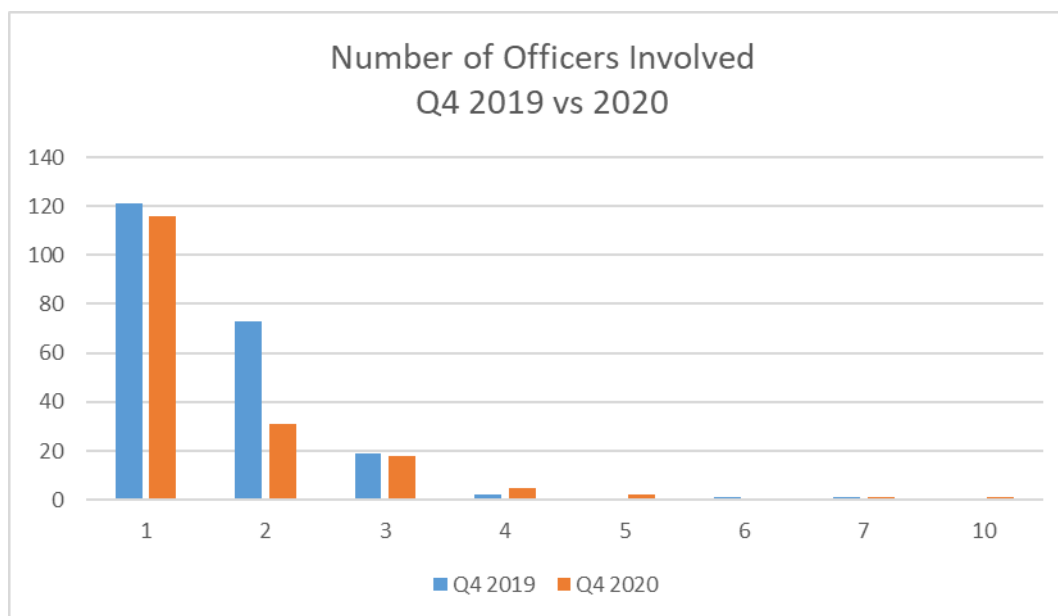
Subject Age Group	Number of Subjects			Total Uses of Force		
	Q4-2019	Q4-2020	% change	Q4-2019	Q4-2020	% change
Under 18	7	15	114%	10	20	100%
18-29	94	69	-27%	155	116	-25%
30-39	88	62	-30%	153	122	-20%
40-49	31	25	-19%	54	35	-35%
50-59	16	14	-13%	34	21	-38%
60+	4	6	50%	6	9	50%
Unknown	6	10	67%	9	12	33%
<b>Total</b>	<b>246</b>	<b>201</b>	<b>-18%</b>	<b>421</b>	<b>335</b>	<b>-20%</b>

\*Unknown indicates data not provided in incident report.

## Uses of Force Incidents by Number of Officers Involved October - December 2020

Of 174 total Use of Force incidents, the majority of incidents involved 1 officer (116, 67%). There was a 58% decrease in incidents involving 2 officers compared to Q4 of 2019.

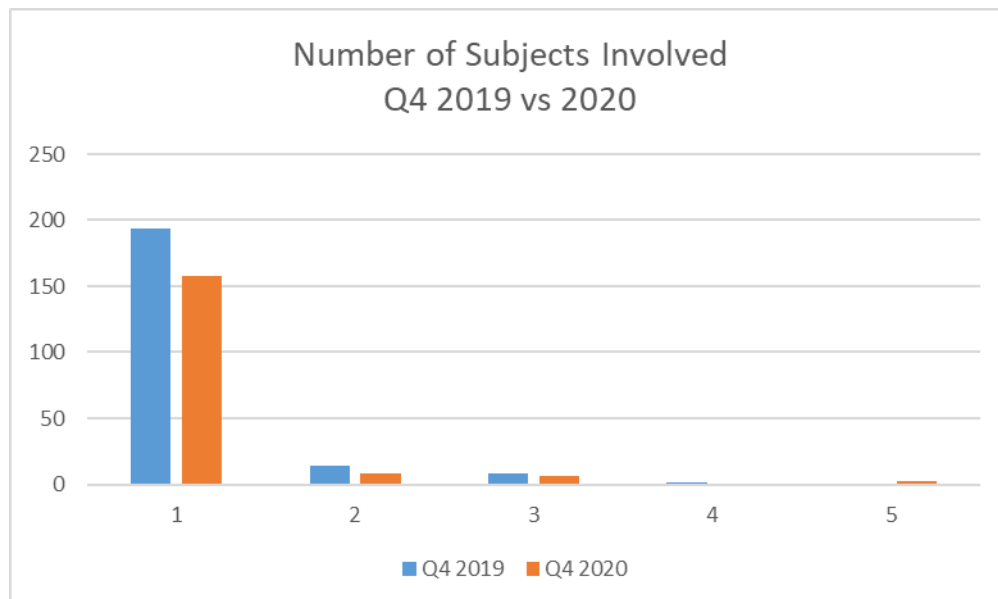
Number of Officers Involved	Number of Incidents		
	Q4 2019	Q4 2020	% change
1	121	116	-4%
2	73	31	-58%
3	19	18	-5%
4	2	5	150%
5	0	2	not cal
6	1	0	-100%
7	1	1	0%
10	0	1	not cal
<b>Total</b>	<b>217</b>	<b>174</b>	<b>-20%</b>



## Uses of Force Incidents by Number of Subjects Involved October – December 2020

Of 174 total Use of Force incidents, the majority of incidents involved 1 subject (158, 91%), 19% decrease compared to Q4 of 2019. There was a 43% decrease in incidents involving 2 subjects compared to Q4 of 2019.

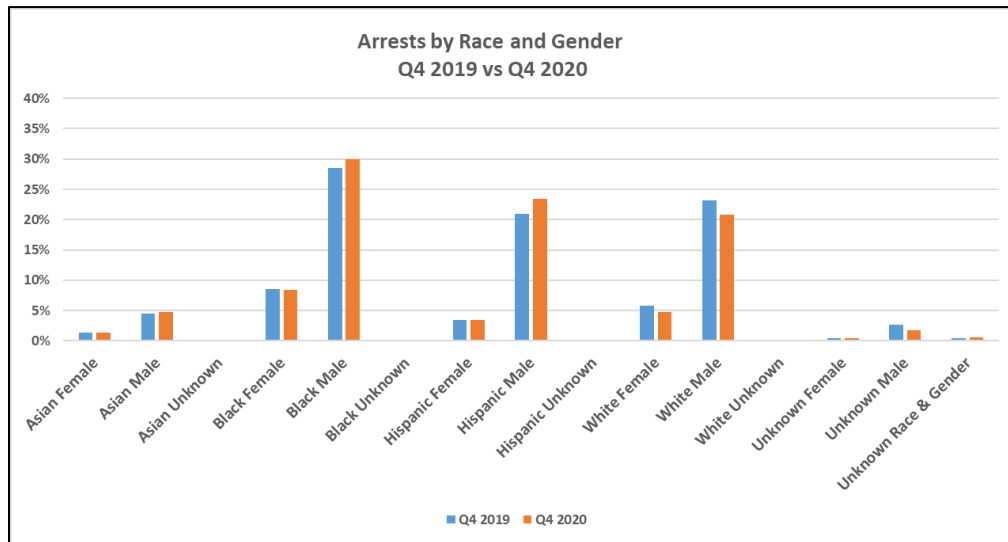
Number of Subjects Involved	Number of Incidents		
	Q4 2019	Q4 2020	% change
1	194	158	-19%
2	14	8	-43%
3	8	6	-25%
4	1	0	-100%
5	0	2	not cal
<b>Total</b>	<b>217</b>	<b>174</b>	<b>-20%</b>



## SEC. 96A.3 (C) (2) Arrests by Race/Ethnicity and Gender Q4-2019 vs. Q4-2020

Overall arrests declined in Q4-2020 compared to Q4-2019; Black males accounted for the highest number of arrests (1,412; 29%) in Q4-2019 and (955; 30%) in Q4-2020.

Race and Gender	Q4 2019	Q4 2020	% change
Asian Female	69	44	-36%
Asian Male	222	152	-32%
Asian Unknown	4	0	-100%
Black Female	423	269	-36%
Black Male	1,412	955	-32%
Black Unknown	4	2	-50%
Hispanic Female	168	111	-34%
Hispanic Male	1,033	748	-28%
Hispanic Unknown	2	0	-100%
White Female	284	153	-46%
White Male	1,147	665	-42%
White Unknown	3	2	-33%
Unknown Female	21	15	-29%
Unknown Male	129	57	-56%
Unknown Race & Gender	25	18	-28%
<b>Total</b>	<b>4,946</b>	<b>3,191</b>	<b>-35%</b>



Arrests totals do not include arrests at the Airport.

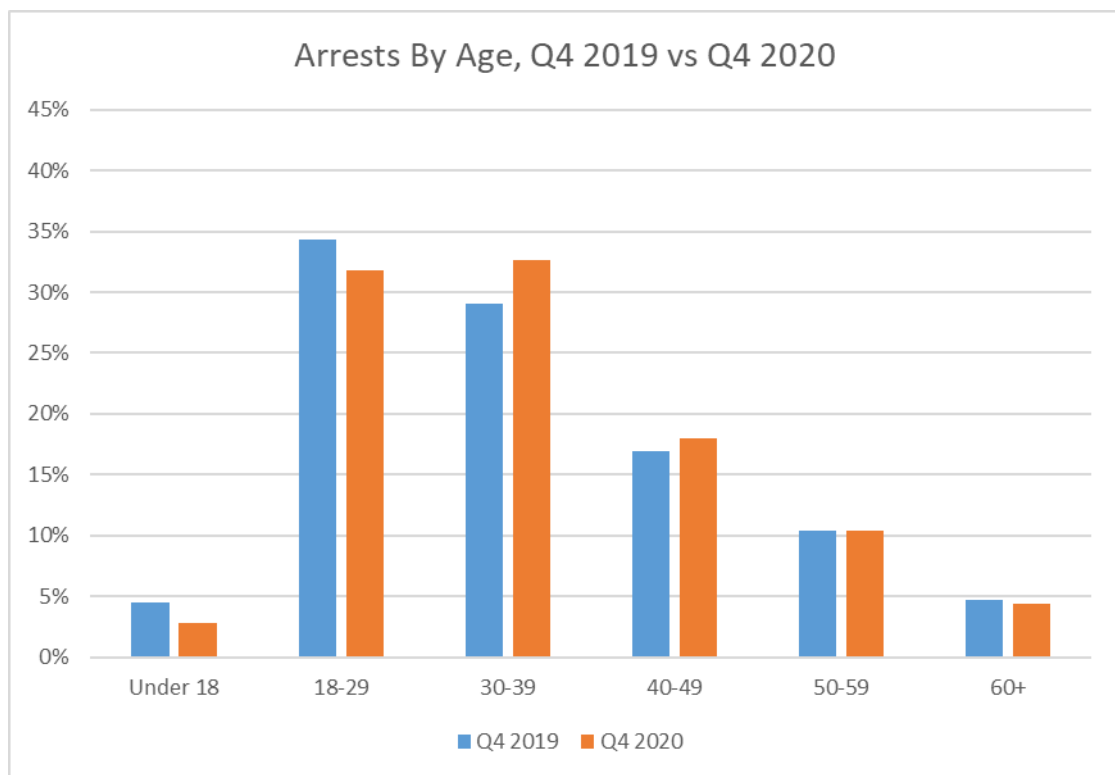
Arrest statistics are extracted from the Person Schema of Crime Data Warehouse via Business Intelligence tools. Search criteria includes results in which Person Type = "Booked" or "Cited."

Unknown indicates ethnicities outside DOJ definitions, Native American, and incident reports in which data wasn't provided.

## SEC. 96A.3 (C) (2) Arrests by Age Q4-2019 vs. Q4-2020

In Q4-2019, Subjects age 18-29 (34%) and subjects 30-39 (29%) accounted for 63% of arrests. Subjects age 18-29 (32%) and subjects age 30-39 (33%) accounted for approximately 65% of arrests in Q4-2020.

Age	Q4 2019	Q4 2020	% change
Under 18	222	90	-59%
18-29	1,698	1,014	-40%
30-39	1,438	1,043	-27%
40-49	838	574	-32%
50-59	516	330	-36%
60+	234	140	-40%
Unknown	0	0	0%
<b>Total</b>	<b>4,946</b>	<b>3,191</b>	<b>-35%</b>



Arrests totals do not include arrests at the Airport.

Arrest statistics are extracted from the Person Schema of Crime Data Warehouse via Business Intelligence tools. Search criteria includes results in which Person Type = "Booked" or "Cited."

Unknown indicates ethnicities outside DOJ definitions, Native American, and incident reports where data wasn't provided.



The Department is required to obtain information from the Department of Police Accountability (DPA), formerly the Office of Citizens Complaints, relating to the total number of complaints for the reporting period received by DPA that it characterizes as allegations of bias based on race or ethnicity, gender, or gender identity. The Department also is required to include in its report the total number of complaints DPA closed during the reporting period that were characterized as allegations of bias based on race or ethnicity, gender, or gender identity, as well as the total number of each type of disposition for such complaints.

## Allegations of Bias based on Race or Ethnicity, Gender, or Gender Identity

### Cases Received in Q4-2020

Type of Case Received	# of Cases
Racial Bias	6
Gender Bias	1
Both Racial and Gender Bias	0
<b>TOTAL</b>	<b>7</b>

15 Officers were named for allegations of racial or gender bias  
DPA received 168 total cases for the quarter, including above.

**There were a total of 33 cases received in 2020 involving racial or gender bias.**

### Case Closures and Dispositions for Q4-2020

Type of Case	Sustained	Mediated	Unfounded	No Finding	Insufficient Evidence	Proper Conduct	Referral	TOTAL
Racial Bias	0	1	4	2	2	0	0	9
Homophobic Bias	0	0	1	0	0	0	0	1
<b>TOTAL</b>	<b>0</b>	<b>1</b>	<b>5</b>	<b>2</b>	<b>2</b>	<b>0</b>	<b>0</b>	<b>10</b>

\*Source: Department of Police Accountability

# DHR Investigated Complaints of Bias

## BIAS-RELATED COMPLAINTS RECEIVED BY SFPD, AND INVESTIGATED BY THE DEPARTMENT OF HUMAN RESOURCES

As part of the Department's commitment to transparency, the Department also reports on all bias-related complaints received by the Department and forwarded to the Department of Human Resources (DHR) for investigation. Closed cases may include complaints received in previous quarters. Bias-related complaints are referred to as Employment Equal Opportunity (EEO) cases by DHR.

### Q4-2020 Bias Cases Received

EEO Cases Received	Q3-2020
Age / Race / Religion and Gender Discrimination	0
Disability Discrimination	1
Hostile Work Environment	4
Gender Discrimination	2
Race Discrimination	1
Race / Sex Discrimination	0
Retaliation	0
Sexual Harrassment	0
Sexual Orientation	0
<b>Total</b>	<b>8</b>

**Complainants:** 7 Department members; 1 outside vendor

**Respondents:** 6 SFPD (Department named as Respondent); 2 unkn

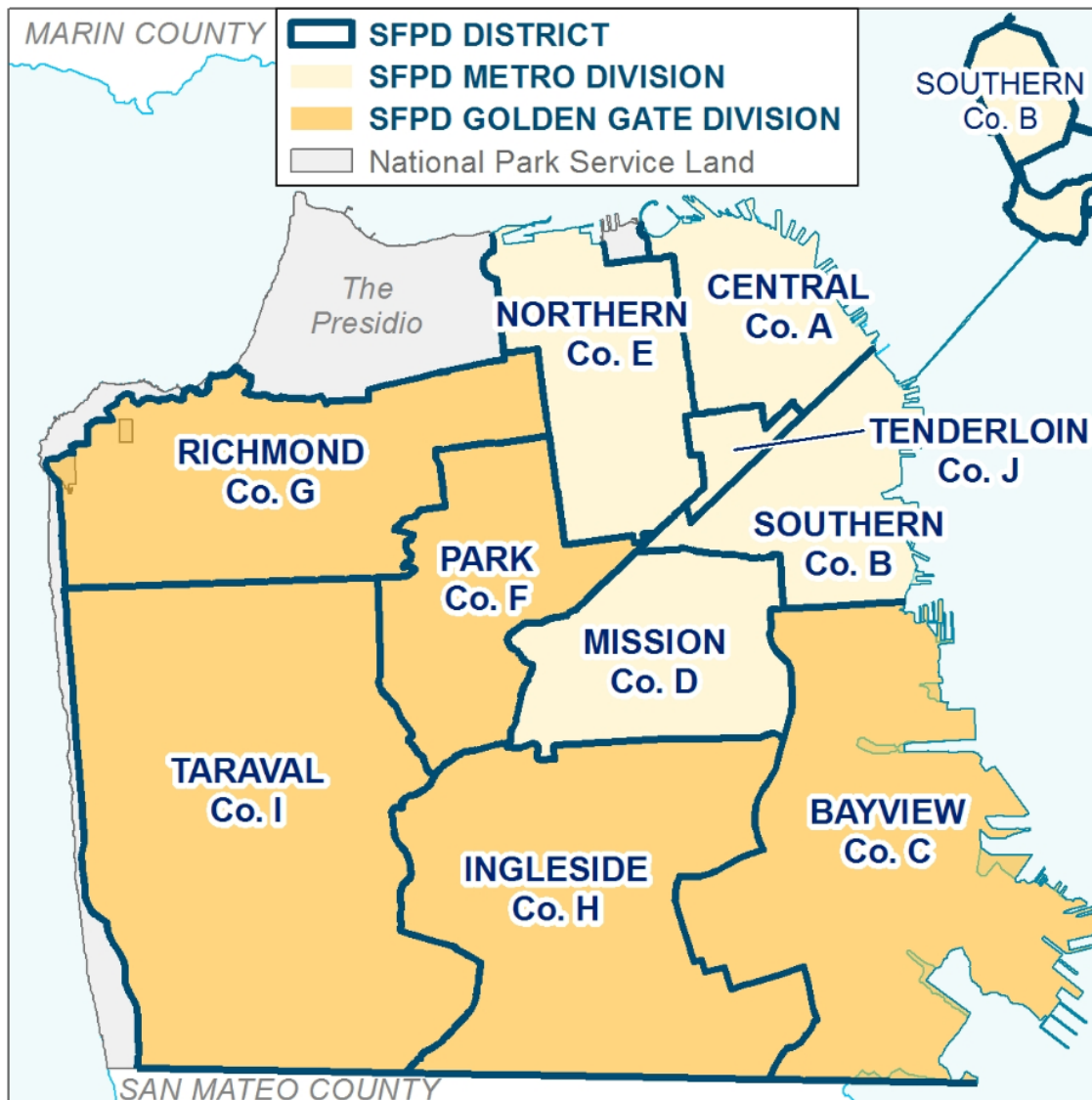
### Q4-2020 Case Closures and Dispositions

Type of Case	Administrative Closures			Sustained	TOTAL
	Respondent Counseled	Rejected	Insufficient Evidence		
Age / Race / Religion and Gender Discrimination	0	0	0	0	0
Gender Discrimination	0	0	0	0	0
Hostile Work Environment	0	1	0	0	1
Marital/Parental Discrimination	1	0	0	0	1
Medical Discrimination	0	0	0	0	0
Race Discrimination	0	0	0	0	0
Race / Sex Discrimination	0	0	0	0	0
Retaliation	0	0	0	0	0
Sexual Harassment	0	0	0	0	0
Sexual Orientation	0	0	0	0	0
Slurs/Inappropriate Comment	0	0	0	0	0
Harassment/ Non-EEO	0	0	0	0	0
<b>TOTAL</b>	<b>1</b>	<b>1</b>	<b>0</b>	<b>0</b>	<b>2</b>

Source: SFPD Risk Management EEO Quarterly Report

## Use of Force and Arrest Data by Police District

October - December 2020



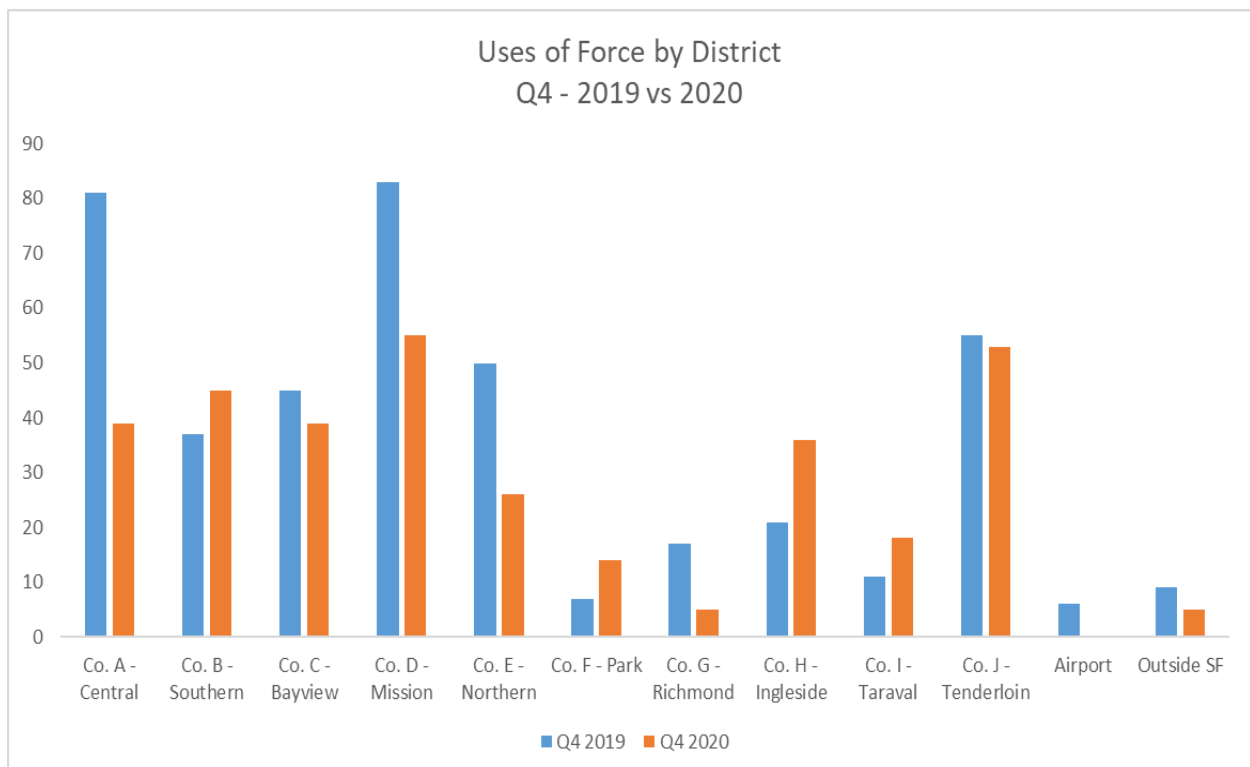
# Use of Force Q4, 2020

## Use of Force by District

### Q4 – 2019 vs. 2020

During 4<sup>th</sup> quarter of 2020, Mission district (55 incidents) and Tenderloin district (53 incidents) accounted for 32% of all district Use of Force. SFPD Airport Bureau did not have any Use of Force incidents in Q4 of 2020.

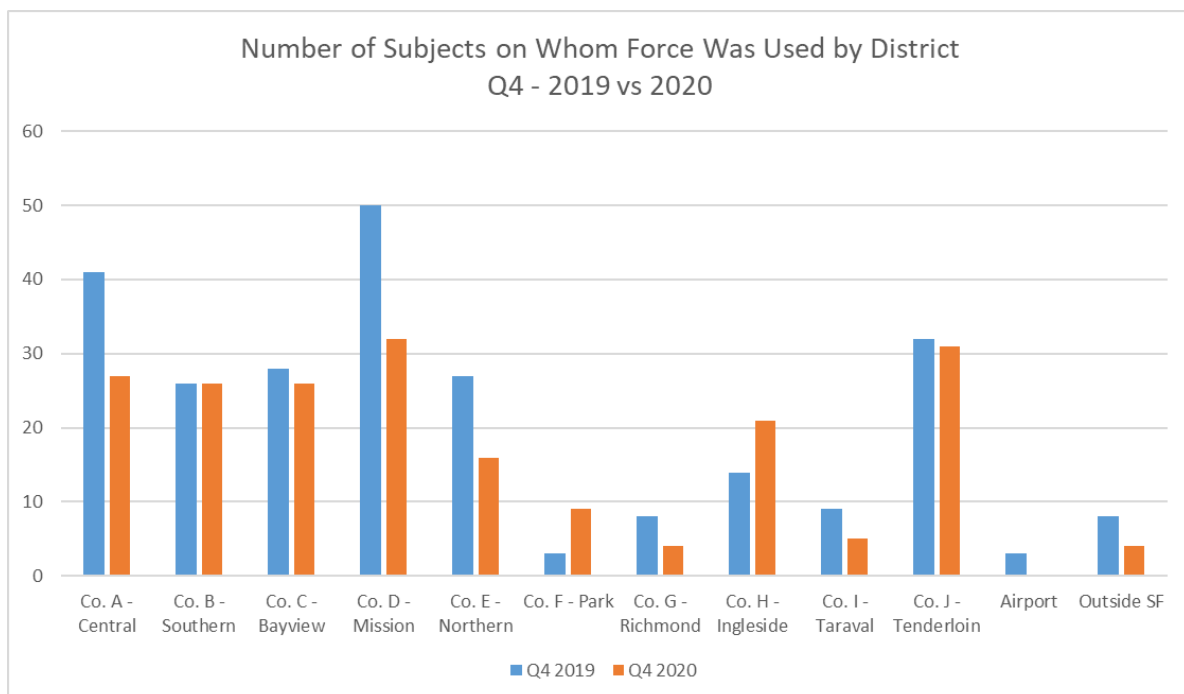
Districts	Q4 2019	Q4 2020	% change
Co. A - Central	81	39	-52%
Co. B - Southern	37	45	22%
Co. C - Bayview	45	39	-13%
Co. D - Mission	83	55	-34%
Co. E - Northern	50	26	-48%
Co. F - Park	7	14	100%
Co. G - Richmond	17	5	-71%
Co. H - Ingleside	21	36	71%
Co. I - Taraval	11	18	64%
Co. J - Tenderloin	55	53	-4%
Airport	6	0	-100%
Outside SF	9	5	-44%
<b>Total</b>	<b>422</b>	<b>335</b>	<b>-21%</b>



## Number of Subjects on Whom Force Was Used by District Q4 – 2019 vs. 2020

During 4<sup>th</sup> quarter of 2020, Mission district (32; 16%) and Tenderloin district (31; 15%) accounted for 31% of all district subjects on whom force was used.

Districts	Number of Subjects		% change
	Q4 2019	Q4 2020	
Co. A - Central	41	27	-34%
Co. B - Southern	26	26	0%
Co. C - Bayview	28	26	-7%
Co. D - Mission	50	32	-36%
Co. E - Northern	27	16	-41%
Co. F - Park	3	9	200%
Co. G - Richmond	8	4	-50%
Co. H - Ingleside	14	21	50%
Co. I - Taraval	9	5	-44%
Co. J - Tenderloin	32	31	-3%
Airport	3	0	-100%
Outside SF	8	4	-50%
<b>Total</b>	<b>247</b>	<b>201</b>	<b>-19%</b>

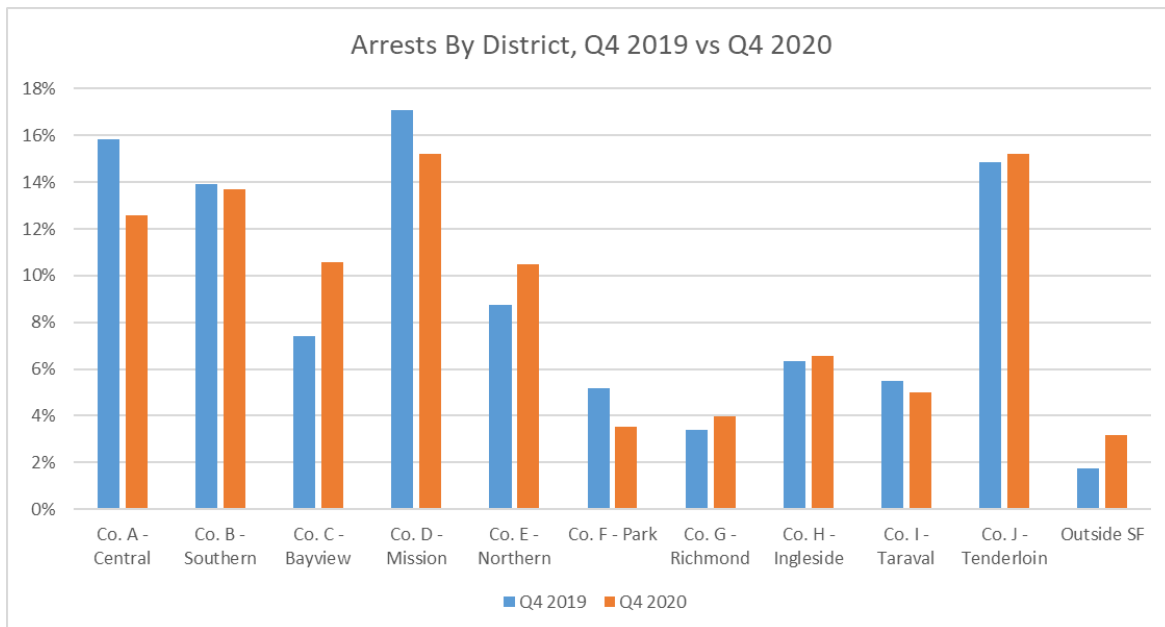


# Use of Force Q4, 2020

## Total Arrests by District Q4 – 2019 vs. 2020

In Q4-2019, Mission station (844; 17%) and Central station (783; 16%) accounted for 33% of arrests made by all districts. Tenderloin station (486; 15%) and Mission station (486; 15%) accounted for 30% of all district arrests in Q4-2020.

District	Q4 2019	Q4 2020	% change
Co. A - Central	783	402	-49%
Co. B - Southern	688	437	-36%
Co. C - Bayview	367	338	-8%
Co. D - Mission	844	486	-42%
Co. E - Northern	433	334	-23%
Co. F - Park	256	112	-56%
Co. G - Richmond	169	127	-25%
Co. H - Ingleside	314	209	-33%
Co. I - Taraval	272	159	-42%
Co. J - Tenderloin	734	486	-34%
Outside SF	86	101	17%
<b>Total</b>	<b>4,946</b>	<b>3,191</b>	<b>-35%</b>



Arrest statistics are extracted from the Person Schema of Crime Data Warehouse via Business Intelligence tools. Search criteria includes results in which Person Type = "Booked" or "Cited."

## Central District (Company A) Use of Force October- December 2020

There were 39 total Use of Force incidents at Central district and Pointing of Firearms (19) accounted for 49% of type of force used. The peak time for incidents (6, 15%) was Saturday between 2000-2359hrs.

Use of Force	Total
Firearm	0
Pointing of Firearms	19
Physical Control	8
Strike by Object/Fist	6
Impact Weapon	2
OC (Pepper Spray)	2
ERIW	2
Spike Strips	0
Other	0
<b>Total</b>	<b>39</b>

Time of Day/Day of Week									
Central	Sun	Mon	Tue	Wed	Thu	Fri	Sat	Total	
0000-0359	0	0	2	0	0	0	0	2	5%
0400-0759	0	5	0	0	0	0	0	5	13%
0800-1159	1	0	0	0	0	3	1	5	13%
1200-1559	0	0	1	0	0	1	0	2	5%
1600-1959	0	0	3	1	4	5	0	13	33%
2000-2359	1	0	3	0	0	2	6	12	31%
Total	2	5	9	1	4	11	7	39	100%
Percentage	5%	13%	23%	3%	10%	28%	18%	100%	

## Central District (Company A) Use of Force by Call Type October – December 2020

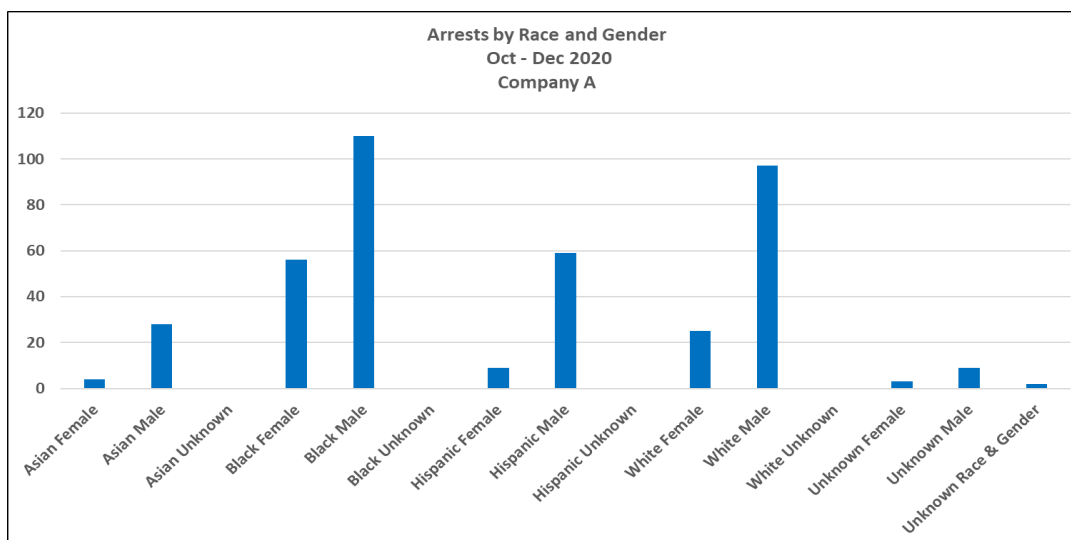
Type of Call	Firearm	Pointing of Firearms	Physical Control	Strike by Object/Fist	Impact Weapon	OC (Pepper Spray)	ERIW	Spike Strips	Other	Total	% of Calls
Part I Violent	0	10	0	2	1	1	0	0	0	14	36%
Part I Property	0	5	6	0	1	0	1	0	0	13	33%
Person with a gun (221)	0	1	0	0	0	0	0	0	0	1	3%
Person with a knife (219)	0	0	0	0	0	0	0	0	0	0	0%
Suspicious Person (311/811/601/603/646/916/917)	0	1	1	2	0	1	0	0	0	5	13%
Narcotics Arrest	0	0	0	0	0	0	0	0	0	0	0%
Search Warrant/Warrant Arrest	0	0	0	0	0	0	0	0	0	0	0%
Aided Case (520)	0	0	0	0	0	0	0	0	0	0	0%
Alarm/Check on well-being (100/910)	0	0	0	0	0	0	0	0	0	0	0%
Mental Health Related (5150/800/801)	0	2	0	0	0	0	1	0	0	3	8%
Restraining Order Violation	0	0	0	0	0	0	0	0	0	0	0%
Terrorist Threats (650)	0	0	0	0	0	0	0	0	0	0	0%
Traffic-Related	0	0	0	2	0	0	0	0	0	2	5%
Vandalism (594/595)	0	0	1	0	0	0	0	0	0	1	3%
Homeless Related Call (915/919)	0	0	0	0	0	0	0	0	0	0	0%
Disturbance Calls (415/417)	0	0	0	0	0	0	0	0	0	0	0%
Prostitution (647B)	0	0	0	0	0	0	0	0	0	0	0%
Passing Call (903)	0	0	0	0	0	0	0	0	0	0	0%
Purse Snatch (213)	0	0	0	0	0	0	0	0	0	0	0%
Weapon, Carrying	0	0	0	0	0	0	0	0	0	0	0%
Panic Alarm (100P)	0	0	0	0	0	0	0	0	0	0	0%
Prisoner Transportation (407)	0	0	0	0	0	0	0	0	0	0	0%
Citizen Holding a Prisoner (405)	0	0	0	0	0	0	0	0	0	0	0%
Person Dumping Trash (912)	0	0	0	0	0	0	0	0	0	0	0%
Person yelling for help (918)	0	0	0	0	0	0	0	0	0	0	0%
Parole Violation (3056)	0	0	0	0	0	0	0	0	0	0	0%
Demonstration (400)	0	0	0	0	0	0	0	0	0	0	0%
Riot (404)	0	0	0	0	0	0	0	0	0	0	0%
Fraud (470)	0	0	0	0	0	0	0	0	0	0	0%
Homeless Related Call (915/919)	0	0	0	0	0	0	0	0	0	0	0%
Bomb Threat (530)	0	0	0	0	0	0	0	0	0	0	0%
Citizen Standby (416)	0	0	0	0	0	0	0	0	0	0	0%
<b>Total</b>	<b>0</b>	<b>19</b>	<b>8</b>	<b>6</b>	<b>2</b>	<b>2</b>	<b>2</b>	<b>0</b>	<b>0</b>	<b>39</b>	<b>100%</b>



## Central District (Company A) Arrests by Race/Ethnicity and Gender October – December 2020

Black males (27%), White males (24%) and Hispanic males (15%) accounted for 66% of arrests made by Central Station in Q4-2020.

Race and Gender	Q4 2020 Arrests	% of Total
Asian Female	4	1%
Asian Male	28	7%
Asian Unknown	0	0%
Black Female	56	14%
Black Male	110	27%
Black Unknown	0	0%
Hispanic Female	9	2%
Hispanic Male	59	15%
Hispanic Unknown	0	0%
White Female	25	6%
White Male	97	24%
White Unknown	0	0%
Unknown Female	3	1%
Unknown Male	9	2%
Unknown Race & Gender	2	0%
<b>Total</b>	<b>402</b>	<b>100%</b>



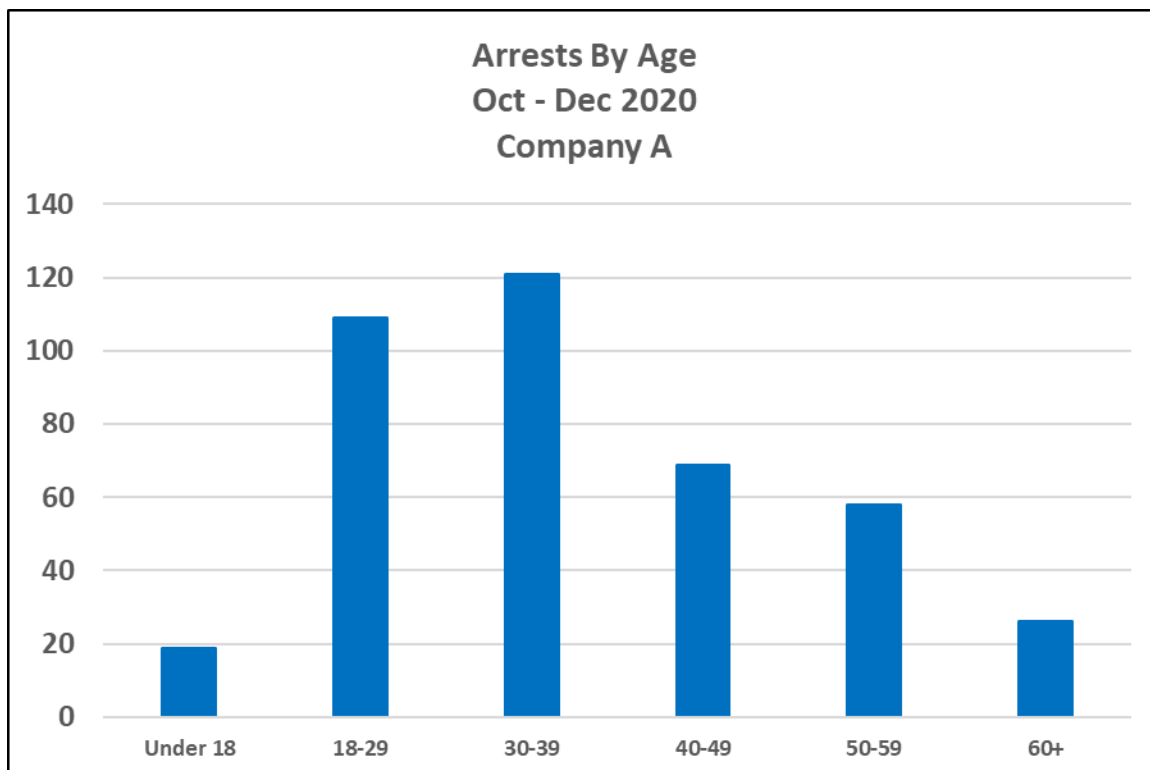
Arrest statistics are extracted from the Person Schema of Crime Data Warehouse via Business Intelligence tools. Search criteria includes results in which Person Type = “Booked” or “Cited.” Unknown indicates ethnicities outside DOJ definitions, Native American, and incident reports where data wasn’t provided.

## By District Data

### Central District (Company A) Arrests by Age October - December 2020

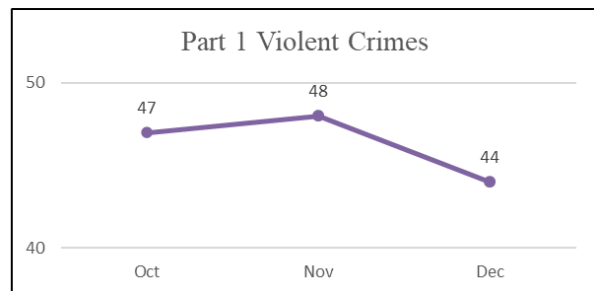
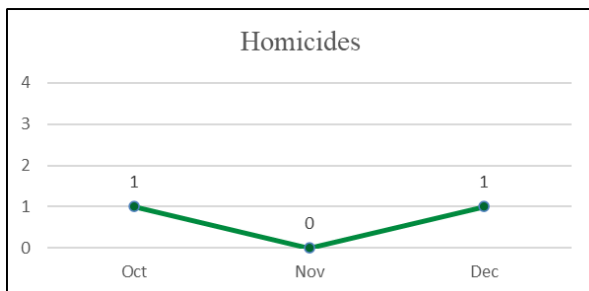
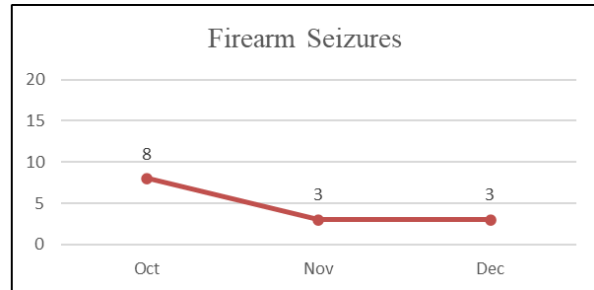
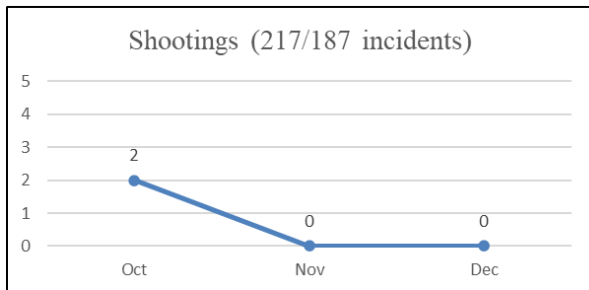
Subjects age 30-39 (30%) accounted for the most arrest made by Central station, while subjects under 18 (5%) were the least arrested.

Age	Q4 2020 Arrests	% of Total
Under 18	19	5%
18-29	109	27%
30-39	121	30%
40-49	69	17%
50-59	58	14%
60+	26	6%
Unknown Age	0	0%
<b>Total</b>	<b>402</b>	<b>100%</b>



Arrest statistics are extracted from the Person Schema of Crime Data Warehouse via Business Intelligence tools. Search criteria includes results in which Person Type = "Booked" or "Cited."

## Central District Shootings, Firearm Seizures, Homicides, and Part 1 Violent Crimes October 1, 2020 – December 31, 2020



## Southern District

### (Company B)

#### Use of Force

#### October – December 2020

There were 45 total Use of Force incidents at Southern district and Pointing of Firearms (26) accounted for 58% of type of force used. The peak time for incidents (9, 20%) was Monday between 0000-0359hrs.

Use of Force	Total
Firearm	2
Pointing of Firearms	26
Physical Control	8
Strike by Object/Fist	6
Impact Weapon	0
OC (Pepper Spray)	3
ERIW	0
Spike Strips	0
Other	0
<b>Total</b>	<b>45</b>

Time of Day/Day of Week									
Southern	Sun	Mon	Tue	Wed	Thu	Fri	Sat	Total	
0000-0359	0	9	0	1	3	0	0	13	29%
0400-0759	0	0	2	1	0	0	0	3	7%
0800-1159	0	0	0	0	0	2	0	2	4%
1200-1559	1	7	1	0	0	1	0	10	22%
1600-1959	2	3	0	3	0	0	0	8	18%
2000-2359	3	0	1	0	0	0	5	9	20%
<b>Total</b>	<b>6</b>	<b>19</b>	<b>4</b>	<b>5</b>	<b>3</b>	<b>3</b>	<b>5</b>	<b>45</b>	<b>100%</b>
<b>Percentage</b>	<b>13%</b>	<b>42%</b>	<b>9%</b>	<b>11%</b>	<b>7%</b>	<b>7%</b>	<b>11%</b>	<b>100%</b>	

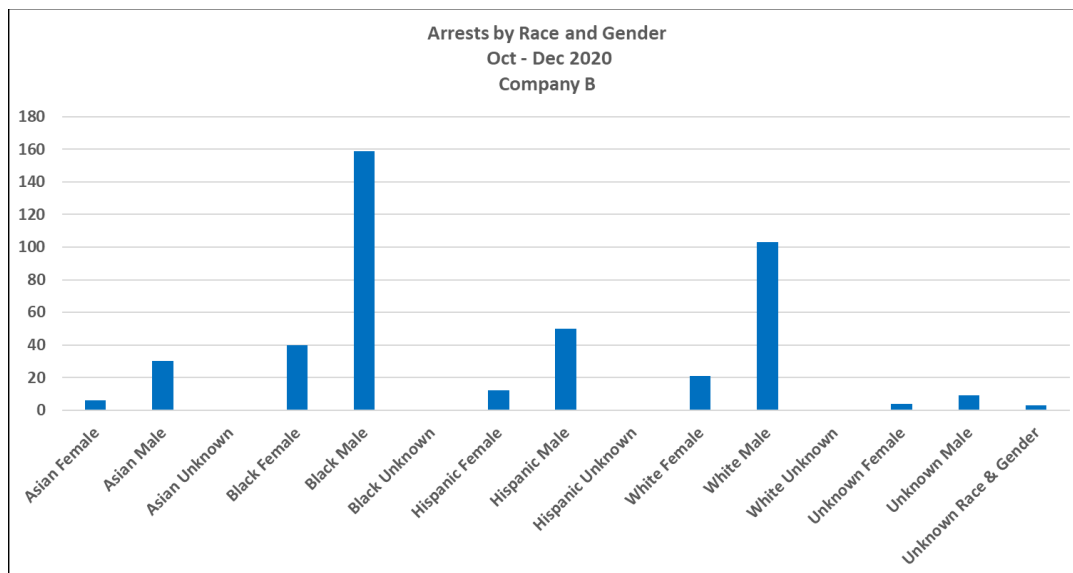
## Southern District(Company B) Use of Force by Call Type October – December 2020

Type of Call	Firearm	Pointing of Firearms	Physical Control	Strike by Object/Fist	Impact Weapon	OC (Pepper Spray)	ERIW	Spike Strips	Other	Total	% of Calls
Part I Violent	2	13	0	1	0	0	0	0	0	16	36%
Part I Property	0	9	2	0	0	0	0	0	0	11	24%
Person with a gun (221)	0	1	0	0	0	0	0	0	0	1	2%
Person with a knife (219)	0	0	0	0	0	1	0	0	0	1	2%
Suspicious Person (311/811/601/603/646/916/917)	0	2	3	3	0	0	0	0	0	8	18%
Narcotics Arrest	0	0	0	0	0	0	0	0	0	0	0%
Search Warrant/Warrant Arrest	0	1	0	0	0	0	0	0	0	1	2%
Aided Case (520)	0	0	0	0	0	0	0	0	0	0	0%
Alarm/Check on well-being (100/910)	0	0	0	0	0	0	0	0	0	0	0%
Mental Health Related (5150/800/801)	0	0	0	0	0	0	0	0	0	0	0%
Restraining Order Violation	0	0	0	0	0	0	0	0	0	0	0%
Terrorist Threats (650)	0	0	3	1	0	1	0	0	0	5	11%
Traffic-Related	0	0	0	1	0	1	0	0	0	2	4%
Vandalism (594/595)	0	0	0	0	0	0	0	0	0	0	0%
Homeless Related Call (915/919)	0	0	0	0	0	0	0	0	0	0	0%
Disturbance Calls (415/417)	0	0	0	0	0	0	0	0	0	0	0%
Prostitution (647B)	0	0	0	0	0	0	0	0	0	0	0%
Passing Call (903)	0	0	0	0	0	0	0	0	0	0	0%
Purse Snatch (213)	0	0	0	0	0	0	0	0	0	0	0%
Weapon, Carrying	0	0	0	0	0	0	0	0	0	0	0%
Panic Alarm (100P)	0	0	0	0	0	0	0	0	0	0	0%
Prisoner Transportation (407)	0	0	0	0	0	0	0	0	0	0	0%
Citizen Holding a Prisoner (405)	0	0	0	0	0	0	0	0	0	0	0%
Person Dumping Trash (912)	0	0	0	0	0	0	0	0	0	0	0%
Person yelling for help (918)	0	0	0	0	0	0	0	0	0	0	0%
Parole Violation (3056)	0	0	0	0	0	0	0	0	0	0	0%
Demonstration (400)	0	0	0	0	0	0	0	0	0	0	0%
Riot (404)	0	0	0	0	0	0	0	0	0	0	0%
Fraud (470)	0	0	0	0	0	0	0	0	0	0	0%
Homeless Related Call (915/919)	0	0	0	0	0	0	0	0	0	0	0%
Bomb Threat (530)	0	0	0	0	0	0	0	0	0	0	0%
Citizen Standby (416)	0	0	0	0	0	0	0	0	0	0	0%
<b>Total</b>	<b>2</b>	<b>26</b>	<b>8</b>	<b>6</b>	<b>0</b>	<b>3</b>	<b>0</b>	<b>0</b>	<b>0</b>	<b>45</b>	<b>100%</b>

## Southern District(Company B) Arrests by Race/Ethnicity and Gender October – December 2020

Black males (36%), White males (24%) and Hispanic males (11%) accounted for approximately 71% of arrests made by Southern station in Q4-2020.

Race and Gender	Q4 2020 Arrests	% of Total
Asian Female	6	1%
Asian Male	30	7%
Asian Unknown	0	0%
Black Female	40	9%
Black Male	159	36%
Black Unknown	0	0%
Hispanic Female	12	3%
Hispanic Male	50	11%
Hispanic Unknown	0	0%
White Female	21	5%
White Male	103	24%
White Unknown	0	0%
Unknown Female	4	1%
Unknown Male	9	2%
Unknown Race & Gender	3	1%
<b>Total</b>	<b>437</b>	<b>100%</b>



Arrest statistics are extracted from the Person Schema of Crime Data Warehouse via Business Intelligence tools. Search criteria includes results in which Person Type = “Booked” or “Cited.” Unknown indicates ethnicities outside DOJ definitions, Native American, and incident reports where data wasn’t provided.

## By District Data

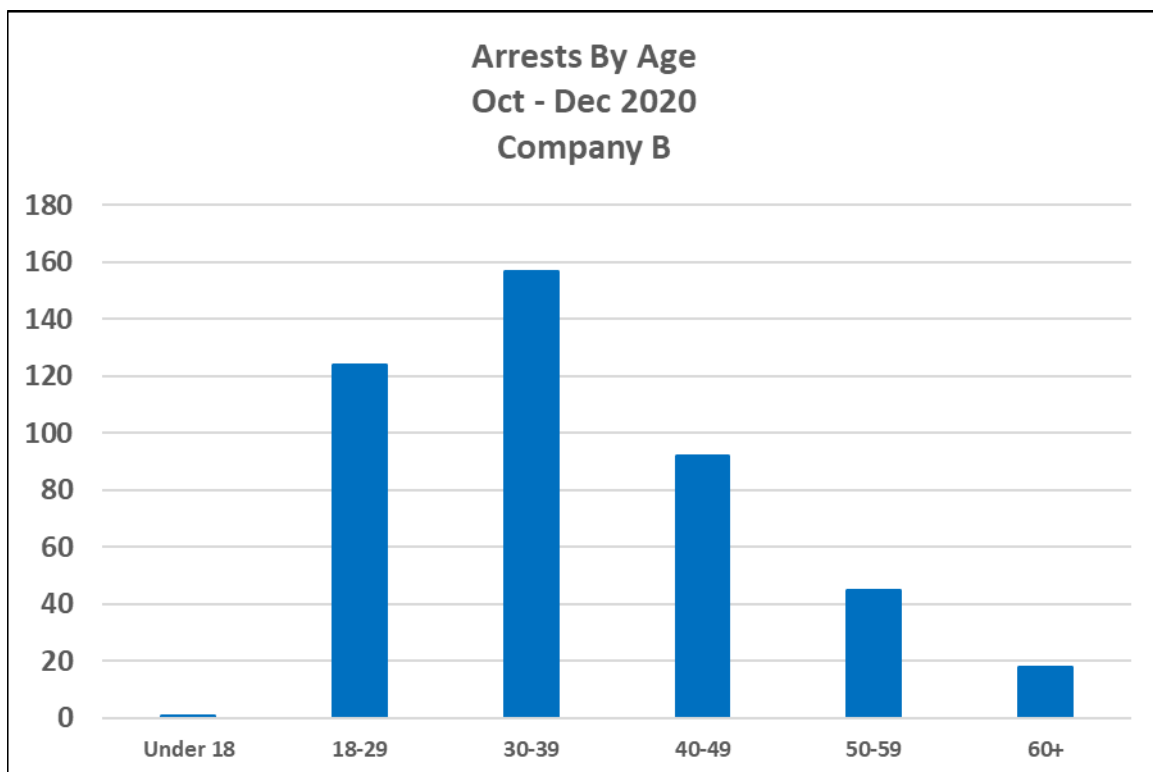
### Southern District (Company B)

#### Arrests by Age

October – December 2020

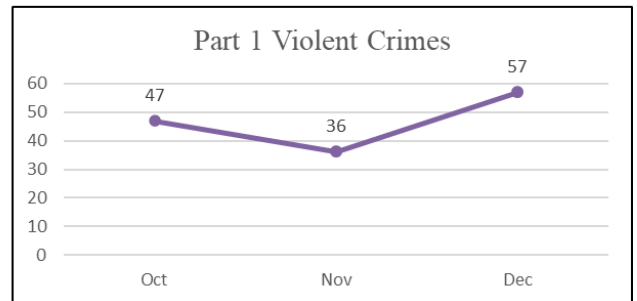
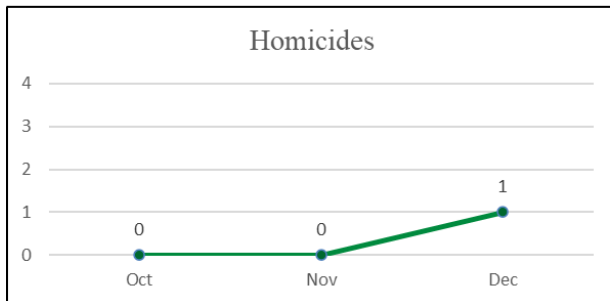
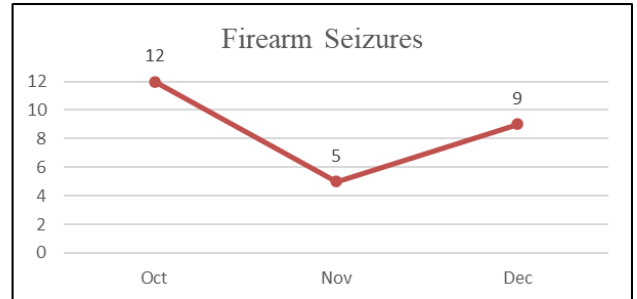
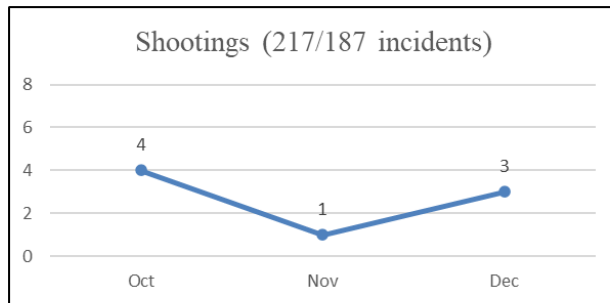
Subjects age 30-39 (36%) and subjects 18-29 (28%) accounted for 64% of arrest made by Southern station in Q4-2020.

Age	Q4 2020 Arrests	% of Total
Under 18	1	0%
18-29	124	28%
30-39	157	36%
40-49	92	21%
50-59	45	10%
60+	18	4%
Unknown Age	0	0%
<b>Total</b>	<b>437</b>	<b>100%</b>



Arrest statistics are extracted from the Person Schema of Crime Data Warehouse via Business Intelligence tools. Search criteria includes results in which Person Type = "Booked" or "Cited."

## Southern District Shootings, Firearm Seizures, Homicides, and Part 1 Violent Crimes October 1 - December 31, 2020





## Bayview District

### (Company C)

#### Use of Force

#### October – December 2020

There were 39 total Use of Force incidents at Bayview district and Pointing of Firearms (18) accounted for 46% of type of force used. The peak times for incidents were Sunday and Thursday between 1200-1559hrs. and Wednesday between 1600-1959hrs.

Use of Force	Total
Firearm	0
Pointing of Firearms	18
Physical Control	13
Strike by Object/Fist	6
Impact Weapon	1
OC (Pepper Spray)	1
ERIW	0
Spike Strips	0
Other	0
<b>Total</b>	<b>39</b>

Time of Day/Day of Week								
Bayview	Sun	Mon	Tue	Wed	Thu	Fri	Sat	Total
0000-0359	1	0	1	1	0	1	0	4
0400-0759	0	0	0	0	0	4	0	4
0800-1159	0	1	0	2	0	2	0	5
1200-1559	5	0	0	4	5	1	0	15
1600-1959	0	1	0	5	0	2	0	8
2000-2359	0	1	1	0	0	1	0	3
Total	6	3	2	12	5	11	0	39
Percentage	15%	8%	5%	31%	13%	28%	0%	100%

# By District Data

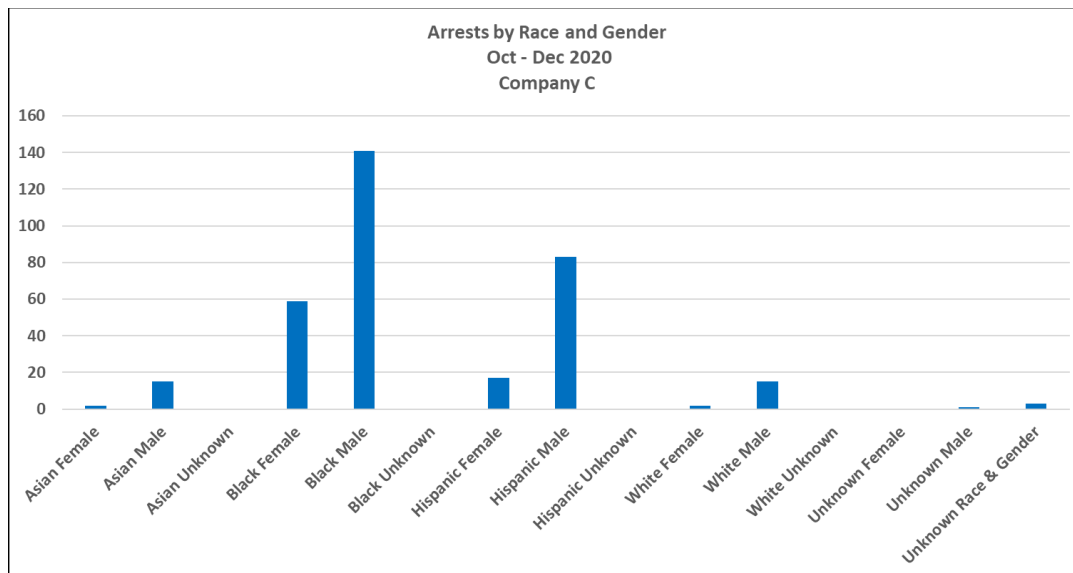
## Bayview District (Company C) Use of Force by Call Type October – December 2020

Type of Call	Firearm	Pointing of Firearms	Physical Control	Strike by Object/Fist	Impact Weapon	OC (Pepper Spray)	ERIW	Spike Strips	Other	Total	% of Calls
Part I Violent	0	4	2	4	0	0	0	0	0	10	26%
Part I Property	0	7	1	0	1	1	0	0	0	10	26%
Person with a gun (221)	0	4	0	0	0	0	0	0	0	4	10%
Person with a knife (219)	0	0	0	0	0	0	0	0	0	0	0%
Suspicious Person (311/811/601/603/646/916/917)	0	1	3	2	0	0	0	0	0	6	15%
Narcotics Arrest	0	0	0	0	0	0	0	0	0	0	0%
Search Warrant/Warrant Arrest	0	0	0	0	0	0	0	0	0	0	0%
Aided Case (520)	0	0	0	0	0	0	0	0	0	0	0%
Alarm/Check on well-being (100/910)	0	0	0	0	0	0	0	0	0	0	0%
Mental Health Related (5150/800/801)	0	0	0	0	0	0	0	0	0	0	0%
Restraining Order Violation	0	0	0	0	0	0	0	0	0	0	0%
Terrorist Threats (650)	0	1	4	0	0	0	0	0	0	5	13%
Traffic-Related	0	1	1	0	0	0	0	0	0	2	5%
Vandalism (594/595)	0	0	2	0	0	0	0	0	0	2	5%
Homeless Related Call (915/919)	0	0	0	0	0	0	0	0	0	0	0%
Disturbance Calls (415/417)	0	0	0	0	0	0	0	0	0	0	0%
Prostitution (647B)	0	0	0	0	0	0	0	0	0	0	0%
Passing Call (903)	0	0	0	0	0	0	0	0	0	0	0%
Purse Snatch (213)	0	0	0	0	0	0	0	0	0	0	0%
Weapon, Carrying	0	0	0	0	0	0	0	0	0	0	0%
Panic Alarm (100P)	0	0	0	0	0	0	0	0	0	0	0%
Prisoner Transportation (407)	0	0	0	0	0	0	0	0	0	0	0%
Citizen Holding a Prisoner (405)	0	0	0	0	0	0	0	0	0	0	0%
Person Dumping Trash (912)	0	0	0	0	0	0	0	0	0	0	0%
Person yelling for help (918)	0	0	0	0	0	0	0	0	0	0	0%
Parole Violation (3056)	0	0	0	0	0	0	0	0	0	0	0%
Demonstration (400)	0	0	0	0	0	0	0	0	0	0	0%
Riot (404)	0	0	0	0	0	0	0	0	0	0	0%
Fraud (470)	0	0	0	0	0	0	0	0	0	0	0%
Homeless Related Call (915/919)	0	0	0	0	0	0	0	0	0	0	0%
Bomb Threat (530)	0	0	0	0	0	0	0	0	0	0	0%
Citizen Standby (416)	0	0	0	0	0	0	0	0	0	0	0%
<b>Total</b>	<b>0</b>	<b>18</b>	<b>13</b>	<b>6</b>	<b>1</b>	<b>1</b>	<b>0</b>	<b>0</b>	<b>0</b>	<b>39</b>	<b>100%</b>

## Bayview District (Company C) Arrests by Race/Ethnicity and Gender October – December 2020

Black males (42%) and Black females (17%) accounted for 59% of arrests made by Bayview Station in Q4-2020.

Race and Gender	Q4 2020 Arrests	% of Total
Asian Female	2	1%
Asian Male	15	4%
Asian Unknown	0	0%
Black Female	59	17%
Black Male	141	42%
Black Unknown	0	0%
Hispanic Female	17	5%
Hispanic Male	83	25%
Hispanic Unknown	0	0%
White Female	2	1%
White Male	15	4%
White Unknown	0	0%
Unknown Female	0	0%
Unknown Male	1	0%
Unknown Race & Gender	3	1%
<b>Total</b>	<b>338</b>	<b>100%</b>



Arrest statistics are extracted from the Person Schema of Crime Data Warehouse via Business Intelligence tools. Search criteria includes results in which Person Type = “Booked” or “Cited.”

Unknown indicates ethnicities outside DOJ definitions, Native American, and incident reports where data wasn’t provided.

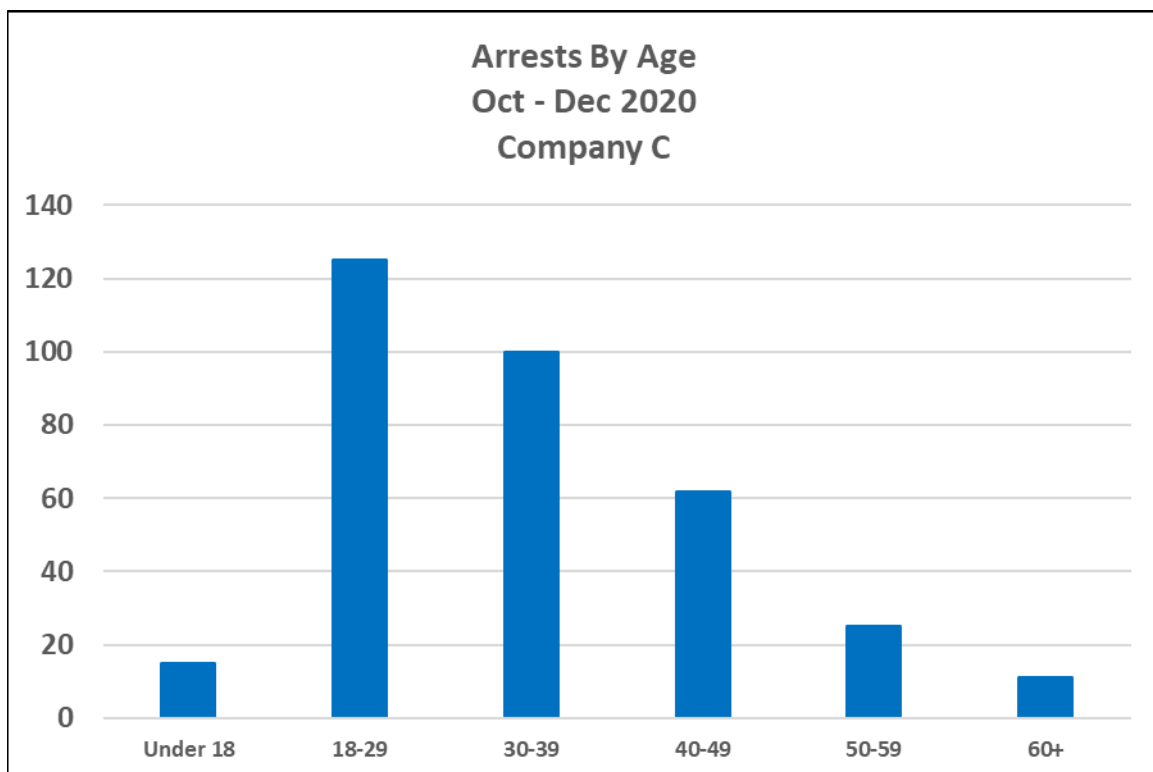
## Bayview District (Company C)

### Arrests by Age

October - December 2020

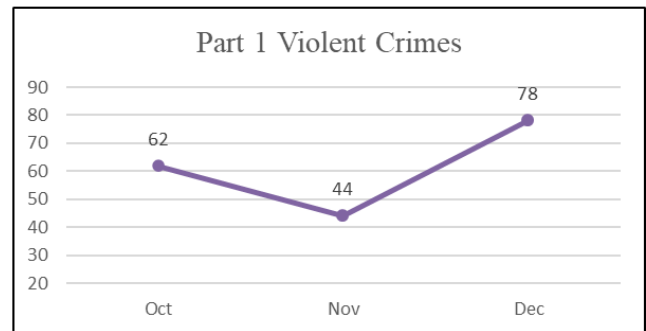
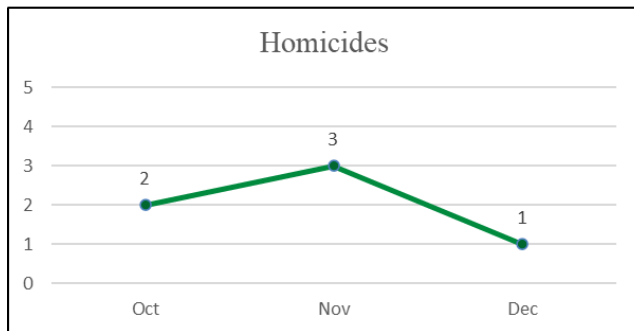
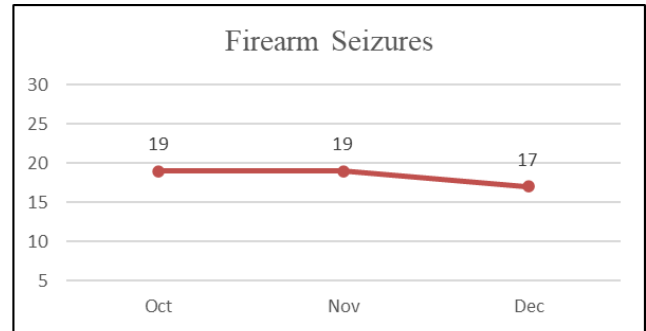
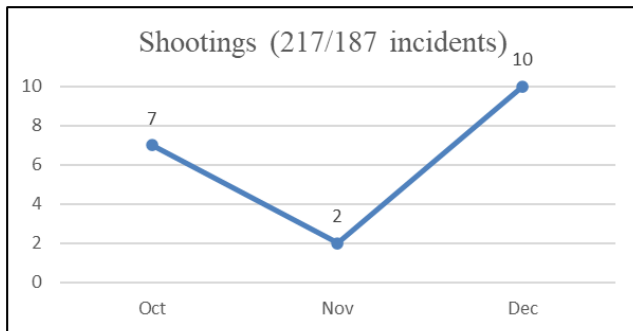
Subjects age 18-29 (37%) and subjects age 30-39 (30%) accounted for 67% of the arrest made by Bayview station in Q4-2020.

Age	Q4 2020 Arrests	% of Total
Under 18	15	4%
18-29	125	37%
30-39	100	30%
40-49	62	18%
50-59	25	7%
60+	11	3%
Unknown Age	0	0%
<b>Total</b>	<b>338</b>	<b>100%</b>



Arrest statistics are extracted from the Person Schema of Crime Data Warehouse via Business Intelligence tools. Search criteria includes results in which Person Type = "Booked" or "Cited."

## Bayview District Shootings, Firearm Seizures, Homicides, and Part 1 Violent Crimes October 1, 2020 – December 31, 2020



## Mission District

### (Company D)

#### Use of Force

#### October - December 2020

There were 55 total Use of Force incidents at Mission district and Pointing of Firearms (34) accounted for 62% of type of force used. The peak time for incidents (9, 15%) was Thursday between 0400-0759hrs.

Use of Force	Total
Firearm	0
Pointing of Firearms	34
Physical Control	11
Strike by Object/Fist	2
Impact Weapon	1
OC (Pepper Spray)	1
ERIW	3
Spike Strips	1
Other	2
<b>Total</b>	<b>55</b>

Time of Day/Day of Week									
Mission	Sun	Mon	Tue	Wed	Thu	Fri	Sat	Total	
0000-0359	3	4	2	2	1	5	2	19	35%
0400-0759	0	0	0	0	8	0	1	9	16%
0800-1159	2	0	0	0	4	0	0	6	11%
1200-1559	0	0	0	0	3	0	1	4	7%
1600-1959	0	0	1	1	4	3	0	9	16%
2000-2359	3	2	0	0	1	2	0	8	15%
Total	8	6	3	3	21	10	4	55	100%
Percentage	15%	11%	5%	5%	38%	18%	7%	100%	

# By District Data

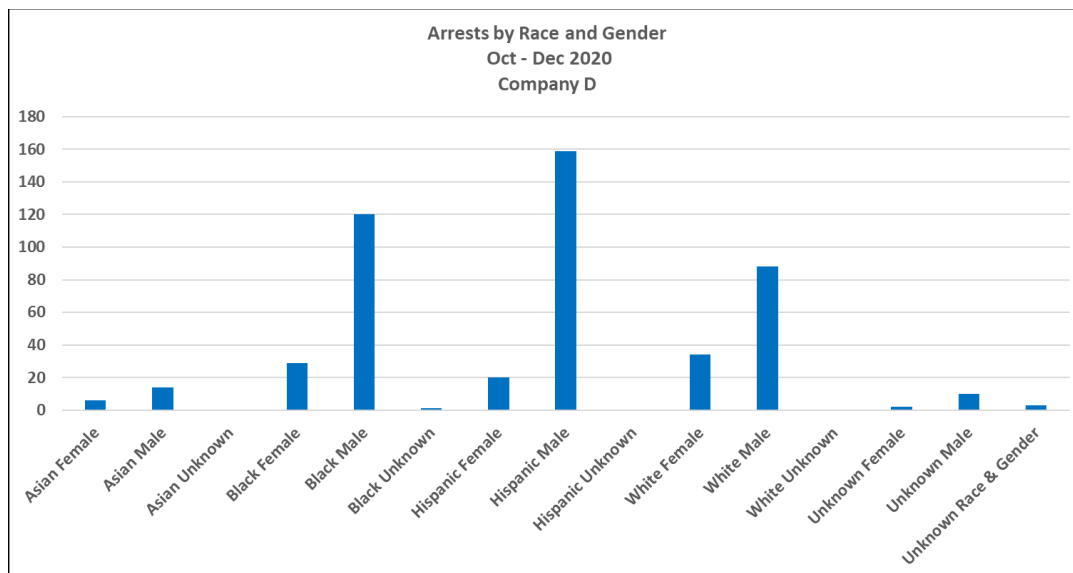
## Mission District (Company D) Use of Force by Call Type October – December 2020

Type of Call	Firearm	Pointing of Firearms	Physical Control	Strike by Object/Fist	Impact Weapon	OC (Pepper Spray)	ERIW	Spike Strips	Other	Total	% of Calls
Part I Violent	0	4	1	0	0	0	0	0	0	5	9%
Part I Property	0	9	0	0	0	0	0	0	0	9	16%
Person with a gun (221)	0	8	0	0	0	0	0	0	0	8	15%
Person with a knife (219)	0	0	0	0	0	0	0	0	0	0	0%
Suspicious Person (311/811/601/603/646/916/917)	0	4	4	0	0	0	1	1	1	11	20%
Narcotics Arrest	0	0	0	0	0	0	0	0	0	0	0%
Search Warrant/Warrant Arrest	0	1	2	1	0	0	0	0	0	4	7%
Aided Case (520)	0	0	0	0	0	0	0	0	0	0	0%
Alarm/Check on well-being (100/910)	0	0	1	0	0	0	0	0	0	1	2%
Mental Health Related (5150/800/801)	0	2	1	0	0	0	2	0	0	5	9%
Restraining Order Violation	0	0	0	0	0	0	0	0	0	0	0%
Terrorist Threats (650)	0	1	1	1	1	0	0	0	0	4	7%
Traffic-Related	0	5	1	0	0	1	0	0	0	7	13%
Vandalism (594/595)	0	0	0	0	0	0	0	0	0	0	0%
Homeless Related Call (915/919)	0	0	0	0	0	0	0	0	0	0	0%
Disturbance Calls (415/417)	0	0	0	0	0	0	0	0	0	0	0%
Prostitution (647B)	0	0	0	0	0	0	0	0	0	0	0%
Passing Call (903)	0	0	0	0	0	0	0	0	0	0	0%
Purse Snatch (213)	0	0	0	0	0	0	0	0	0	0	0%
Weapon, Carrying	0	0	0	0	0	0	0	0	0	0	0%
Panic Alarm (100P)	0	0	0	0	0	0	0	0	0	0	0%
Prisoner Transportation (407)	0	0	0	0	0	0	0	0	0	0	0%
Citizen Holding a Prisoner (405)	0	0	0	0	0	0	0	0	0	0	0%
Person Dumping Trash (912)	0	0	0	0	0	0	0	0	0	0	0%
Person yelling for help (918)	0	0	0	0	0	0	0	0	0	0	0%
Parole Violation (3056)	0	0	0	0	0	0	0	0	0	0	0%
Demonstration (400)	0	0	0	0	0	0	0	0	0	0	0%
Riot (404)	0	0	0	0	0	0	0	0	0	0	0%
Fraud (470)	0	0	0	0	0	0	0	0	0	0	0%
Homeless Related Call (915/919)	0	0	0	0	0	0	0	0	1	1	2%
Bomb Threat (530)	0	0	0	0	0	0	0	0	0	0	0%
Citizen Standby (416)	0	0	0	0	0	0	0	0	0	0	0%
<b>Total</b>	<b>0</b>	<b>34</b>	<b>11</b>	<b>2</b>	<b>1</b>	<b>1</b>	<b>3</b>	<b>1</b>	<b>2</b>	<b>55</b>	<b>100%</b>

## Mission District (Company D) Arrests by Race/Ethnicity and Gender October – December 2020

Hispanic males (33%) and Black males (25%) accounted for 58% of all arrests made by Mission station in Q4-2020.

Race and Gender	Q4 2020 Arrests	% of Total
Asian Female	6	1%
Asian Male	14	3%
Asian Unknown	0	0%
Black Female	29	6%
Black Male	120	25%
Black Unknown	1	0%
Hispanic Female	20	4%
Hispanic Male	159	33%
Hispanic Unknown	0	0%
White Female	34	7%
White Male	88	18%
White Unknown	0	0%
Unknown Female	2	0%
Unknown Male	10	2%
Unknown Race & Gender	3	1%
<b>Total</b>	<b>486</b>	<b>100%</b>



Arrest statistics are extracted from the Person Schema of Crime Data Warehouse via Business Intelligence tools. Search criteria includes results in which Person Type = “Booked” or “Cited.” Unknown indicates ethnicities outside DOJ definitions, Native American, and incident reports where data wasn’t provided.



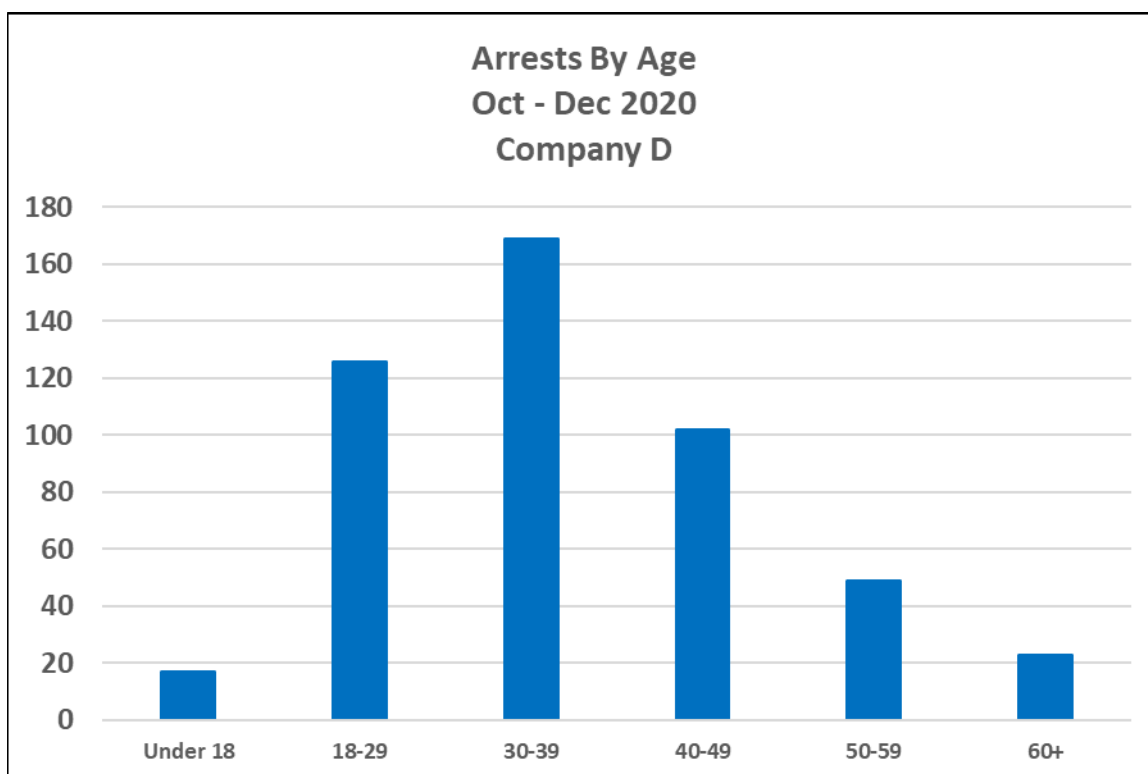
## Mission District (Company D)

### Arrests by Age

October – December 2020

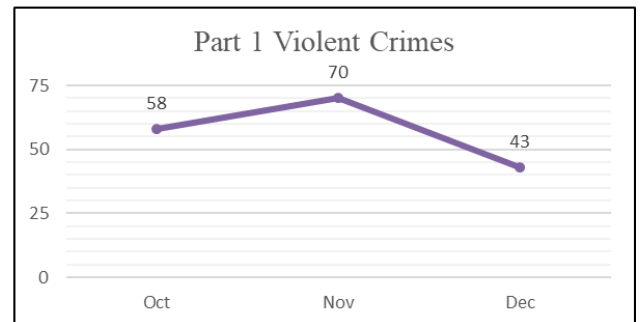
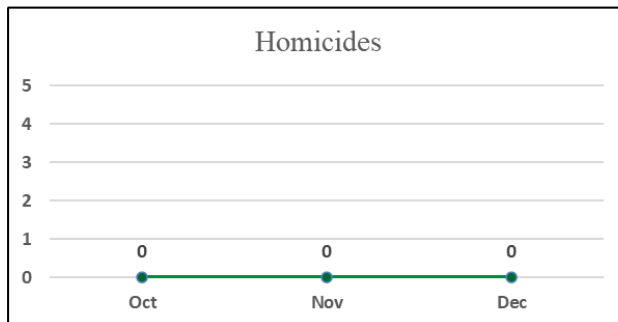
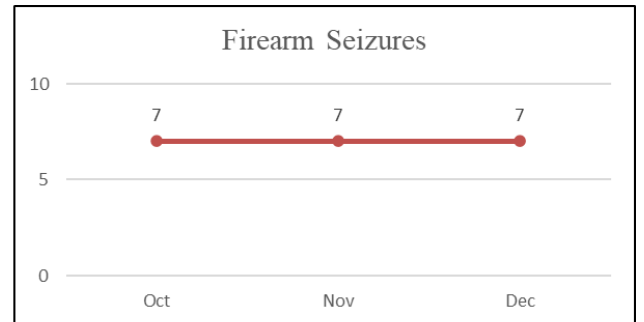
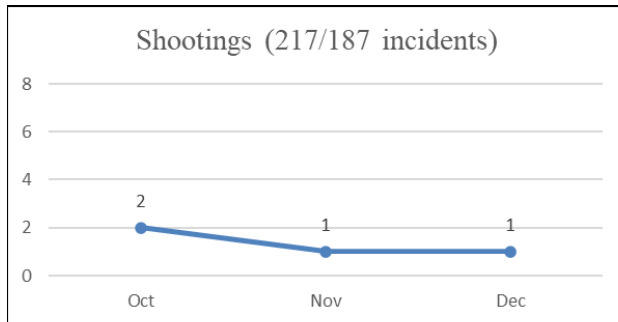
Subjects age 30-39 (35%) and subjects age 18-29 (26%) accounted for 61% of the arrest made by Mission station in Q4-2020.

Age	Q4 2020 Arrests	% of Total
Under 18	17	3%
18-29	126	26%
30-39	169	35%
40-49	102	21%
50-59	49	10%
60+	23	5%
Unknown Age	0	0%
<b>Total</b>	<b>486</b>	<b>100%</b>



Arrest statistics are extracted from the Person Schema of Crime Data Warehouse via Business Intelligence tools. Search criteria includes results in which Person Type = “Booked” or “Cited.”

## Mission District Shootings, Firearm Seizures, Homicides, and Part 1 Violent Crimes October 1, 2020 – December 31, 2020



## Northern District

### (Company E)

#### Use of Force

#### October - December 2020

There were 26 total Use of Force incidents at Northern district. Physical Control (13) accounted for 50% and those were the two types of force used. The peak time for incidents (5, 19%) was Thursday between 1200-1559hrs.

Use of Force	Total
Firearm	0
Pointing of Firearms	9
Physical Control	13
Strike by Object/Fist	2
Impact Weapon	1
OC (Pepper Spray)	1
ERIW	0
Spike Strips	0
Other	0
<b>Total</b>	<b>26</b>

Time of Day/Day of Week									
Northern	Sun	Mon	Tue	Wed	Thu	Fri	Sat	Total	
0000-0359	0	0	0	0	1	1	0	2	8%
0400-0759	0	1	1	0	0	0	0	2	8%
0800-1159	4	0	0	0	1	0	0	5	19%
1200-1559	0	3	0	0	5	0	0	8	31%
1600-1959	0	3	2	0	2	0	0	7	27%
2000-2359	0	0	0	0	0	2	0	2	8%
Total	4	7	3	0	9	3	0	26	100%
Percentage	15%	27%	12%	0%	35%	12%	0%	100%	

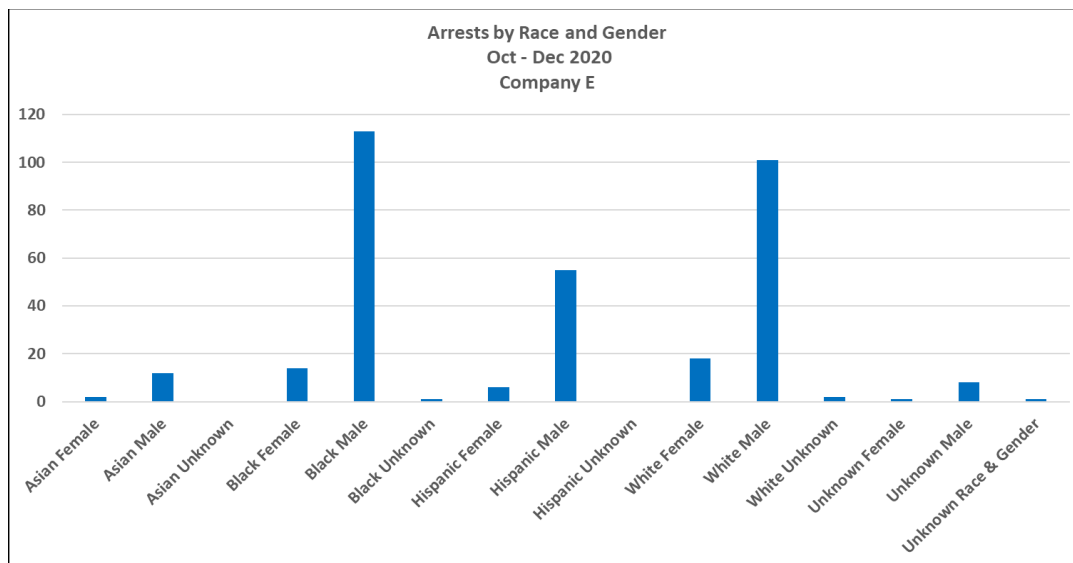
## Northern District (Company E) Use of Force by Call Type October - December 2020

Type of Call	Firearm	Pointing of Firearms	Physical Control	Strike by Object/Fist	Impact Weapon	OC (Pepper Spray)	ERW	Spike Strips	Other	Total	% of Calls
Part I Violent	0	0	2	0	0	0	0	0	0	2	8%
Part I Property	0	5	3	0	0	0	0	0	0	8	31%
Person with a gun (221)	0	3	1	0	0	0	0	0	0	4	15%
Person with a knife (219)	0	0	0	0	0	0	0	0	0	0	0%
Suspicious Person (311/811/601/603/646/916/917)	0	0	3	2	1	1	0	0	0	7	27%
Narcotics Arrest	0	0	0	0	0	0	0	0	0	0	0%
Search Warrant/Warrant Arrest	0	0	0	0	0	0	0	0	0	0	0%
Aided Case (520)	0	0	0	0	0	0	0	0	0	0	0%
Alarm/Check on well-being (100/910)	0	0	0	0	0	0	0	0	0	0	0%
Mental Health Related (5150/800/801)	0	1	1	0	0	0	0	0	0	2	8%
Restraining Order Violation	0	0	0	0	0	0	0	0	0	0	0%
Terrorist Threats (650)	0	0	3	0	0	0	0	0	0	3	12%
Traffic-Related	0	0	0	0	0	0	0	0	0	0	0%
Vandalism (594/595)	0	0	0	0	0	0	0	0	0	0	0%
Homeless Related Call (915/919)	0	0	0	0	0	0	0	0	0	0	0%
Disturbance Calls (415/417)	0	0	0	0	0	0	0	0	0	0	0%
Prostitution (647B)	0	0	0	0	0	0	0	0	0	0	0%
Passing Call (903)	0	0	0	0	0	0	0	0	0	0	0%
Purse Snatch (213)	0	0	0	0	0	0	0	0	0	0	0%
Weapon, Carrying	0	0	0	0	0	0	0	0	0	0	0%
Panic Alarm (100P)	0	0	0	0	0	0	0	0	0	0	0%
Prisoner Transportation (407)	0	0	0	0	0	0	0	0	0	0	0%
Citizen Holding a Prisoner (405)	0	0	0	0	0	0	0	0	0	0	0%
Person Dumping Trash (912)	0	0	0	0	0	0	0	0	0	0	0%
Person yelling for help (918)	0	0	0	0	0	0	0	0	0	0	0%
Parole Violation (3056)	0	0	0	0	0	0	0	0	0	0	0%
Demonstration (400)	0	0	0	0	0	0	0	0	0	0	0%
Riot (404)	0	0	0	0	0	0	0	0	0	0	0%
Fraud (470)	0	0	0	0	0	0	0	0	0	0	0%
Homeless Related Call (915/919)	0	0	0	0	0	0	0	0	0	0	0%
Bomb Threat (530)	0	0	0	0	0	0	0	0	0	0	0%
Citizen Standby (416)	0	0	0	0	0	0	0	0	0	0	0%
<b>Total</b>	<b>0</b>	<b>9</b>	<b>13</b>	<b>2</b>	<b>1</b>	<b>1</b>	<b>0</b>	<b>0</b>	<b>0</b>	<b>26</b>	<b>100%</b>

## Northern District (Company E) Arrests by Race/Ethnicity and Gender October – December 2020

Black males (34%) and White males (30%) accounted for 64% of all arrests made by Northern Station in Q4-2020.

Race and Gender	Q4 2020 Arrests	% of Total
Asian Female	2	1%
Asian Male	12	4%
Asian Unknown	0	0%
Black Female	14	4%
Black Male	113	34%
Black Unknown	1	0%
Hispanic Female	6	2%
Hispanic Male	55	16%
Hispanic Unknown	0	0%
White Female	18	5%
White Male	101	30%
White Unknown	2	1%
Unknown Female	1	0%
Unknown Male	8	2%
Unknown Race & Gender	1	0%
<b>Total</b>	<b>334</b>	<b>100%</b>



Arrest statistics are extracted from the Person Schema of Crime Data Warehouse via Business Intelligence tools. Search criteria includes results in which Person Type = “Booked” or “Cited.”

Unknown indicates ethnicities outside DOJ definitions, Native American, and incident reports where data wasn’t provided.

## By District Data

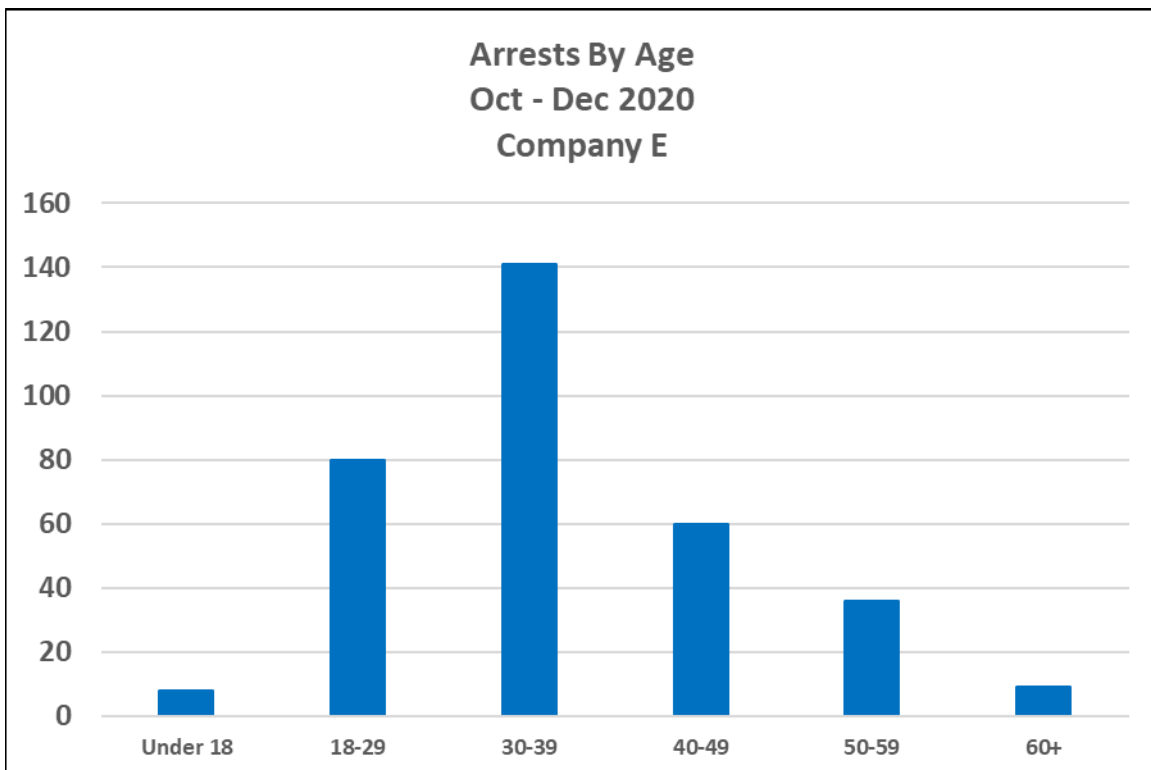
### Northern District (Company E)

#### Arrests by Age

October – December 2020

Subjects age 30-39 (42%) accounted for the most arrests made by Northern station, while subjects under 18 (2%) were the least arrested in Q4-2020.

Age	Q4 2020 Arrests	% of Total
Under 18	8	2%
18-29	80	24%
30-39	141	42%
40-49	60	18%
50-59	36	11%
60+	9	3%
Unknown Age	0	0%
<b>Total</b>	<b>334</b>	<b>100%</b>

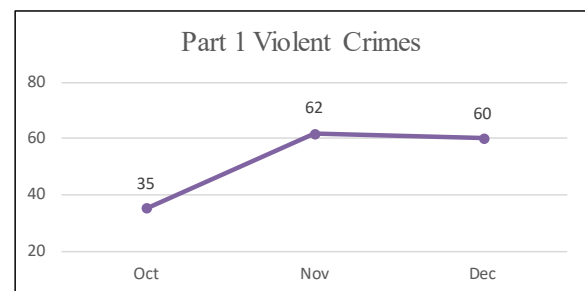
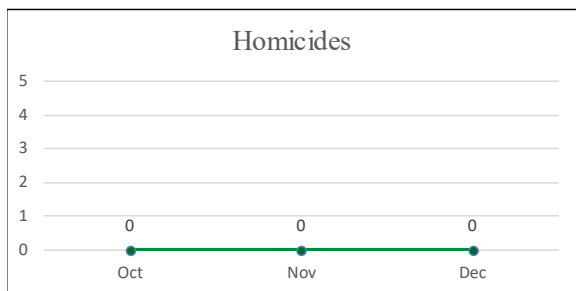
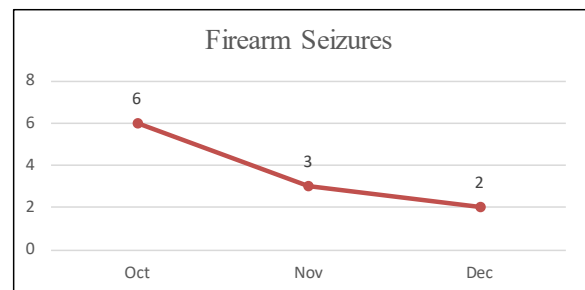
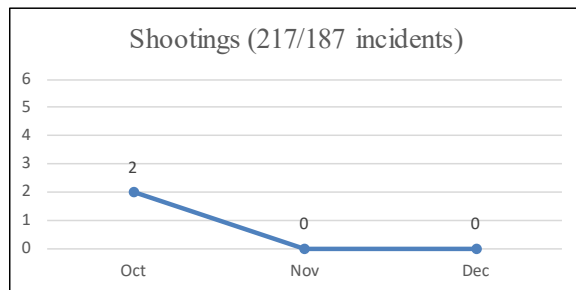


Arrest statistics are extracted from the Person Schema of Crime Data Warehouse via Business Intelligence tools. Search criteria includes results in which Person Type = "Booked" or "Cited."

## Northern District

### Shootings, Firearm Seizures, Homicides, and Part 1 Violent Crimes

#### October 1, 2020 – December 31, 2020



## Park District

### (Company F)

#### Use of Force

#### October - December 2020

There were 14 total Use of Force incidents at Park district and Pointing Firearms (13) accounted for 93% of type of force used. The peak time for incidents (10, 71%) was Tuesday between 2000-2359hrs.

Use of Force	Total
Firearm	0
Pointing of Firearms	13
Physical Control	0
Strike by Object/Fist	1
Impact Weapon	0
OC (Pepper Spray)	0
ERIW	0
Spike Strips	0
Other	0
<b>Total</b>	<b>14</b>

Time of Day/Day of Week								
Park	Sun	Mon	Tue	Wed	Thu	Fri	Sat	Total
0000-0359	1	0	0	0	2	0	0	3
0400-0759	0	0	0	0	0	0	0	0
0800-1159	0	0	0	0	0	0	0	0
1200-1559	0	0	0	0	0	0	0	0
1600-1959	0	0	0	1	0	0	0	1
2000-2359	0	0	10	0	0	0	0	10
Total	1	0	10	1	2	0	0	14
Percentage	7%	0%	71%	7%	14%	0%	0%	100%



# By District Data

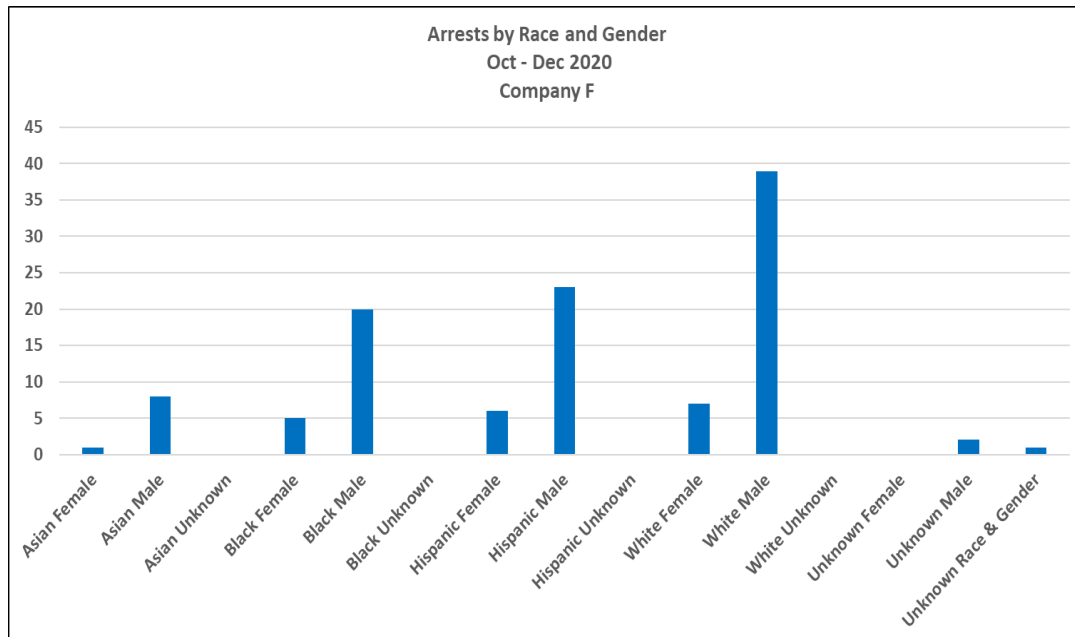
## Park District (Company F) Use of Force by Call Type October - December 2020

Type of Call	Firearm	Pointing of Firearms	Physical Control	Strike by Object/Fist	Impact Weapon	OC (Pepper Spray)	ERIW	Spike Strips	Other	Total	% of Calls
Part I Violent	0	3	0	1	0	0	0	0	0	4	29%
Part I Property	0	10	0	0	0	0	0	0	0	10	71%
Person with a gun (221)	0	0	0	0	0	0	0	0	0	0	0%
Person with a knife (219)	0	0	0	0	0	0	0	0	0	0	0%
Suspicious Person (311/811/601/603/646/916/917)	0	0	0	0	0	0	0	0	0	0	0%
Narcotics Arrest	0	0	0	0	0	0	0	0	0	0	0%
Search Warrant/Warrant Arrest	0	0	0	0	0	0	0	0	0	0	0%
Aided Case (520)	0	0	0	0	0	0	0	0	0	0	0%
Alarm/Check on well-being (100/910)	0	0	0	0	0	0	0	0	0	0	0%
Mental Health Related (5150/800/801)	0	0	0	0	0	0	0	0	0	0	0%
Restraining Order Violation	0	0	0	0	0	0	0	0	0	0	0%
Terrorist Threats (650)	0	0	0	0	0	0	0	0	0	0	0%
Traffic-Related	0	0	0	0	0	0	0	0	0	0	0%
Vandalism (594/595)	0	0	0	0	0	0	0	0	0	0	0%
Homeless Related Call (915/919)	0	0	0	0	0	0	0	0	0	0	0%
Disturbance Calls (415/417)	0	0	0	0	0	0	0	0	0	0	0%
Prostitution (647B)	0	0	0	0	0	0	0	0	0	0	0%
Passing Call (903)	0	0	0	0	0	0	0	0	0	0	0%
Purse Snatch (213)	0	0	0	0	0	0	0	0	0	0	0%
Weapon, Carrying	0	0	0	0	0	0	0	0	0	0	0%
Panic Alarm (100P)	0	0	0	0	0	0	0	0	0	0	0%
Prisoner Transportation (407)	0	0	0	0	0	0	0	0	0	0	0%
Citizen Holding a Prisoner (405)	0	0	0	0	0	0	0	0	0	0	0%
Person Dumping Trash (912)	0	0	0	0	0	0	0	0	0	0	0%
Person yelling for help (918)	0	0	0	0	0	0	0	0	0	0	0%
Parole Violation (3056)	0	0	0	0	0	0	0	0	0	0	0%
Demonstration (400)	0	0	0	0	0	0	0	0	0	0	0%
Riot (404)	0	0	0	0	0	0	0	0	0	0	0%
Fraud (470)	0	0	0	0	0	0	0	0	0	0	0%
Homeless Related Call (915/919)	0	0	0	0	0	0	0	0	0	0	0%
Bomb Threat (530)	0	0	0	0	0	0	0	0	0	0	0%
Citizen Standby (416)	0	0	0	0	0	0	0	0	0	0	0%
<b>Total</b>	<b>0</b>	<b>13</b>	<b>0</b>	<b>1</b>	<b>0</b>	<b>0</b>	<b>0</b>	<b>0</b>	<b>0</b>	<b>14</b>	<b>100%</b>

## Park District (Company F) Arrests by Race/Ethnicity and Gender October – December 2020

White males (35%), Hispanic males (21%) and Black males (18%) accounted for 74% of all arrests made by Park Station in Q4-2020.

Race and Gender	Q4 2020 Arrests	% of Total
Asian Female	1	1%
Asian Male	8	7%
Asian Unknown	0	0%
Black Female	5	4%
Black Male	20	18%
Black Unknown	0	0%
Hispanic Female	6	5%
Hispanic Male	23	21%
Hispanic Unknown	0	0%
White Female	7	6%
White Male	39	35%
White Unknown	0	0%
Unknown Female	0	0%
Unknown Male	2	2%
Unknown Race & Gender	1	1%
<b>Total</b>	<b>112</b>	<b>100%</b>



Arrest statistics are extracted from the Person Schema of Crime Data Warehouse via Business Intelligence tools. Search criteria includes results in which Person Type = “Booked” or “Cited.” Unknown indicates ethnicities outside DOJ definitions, Native American, and incident reports where data wasn’t provided.

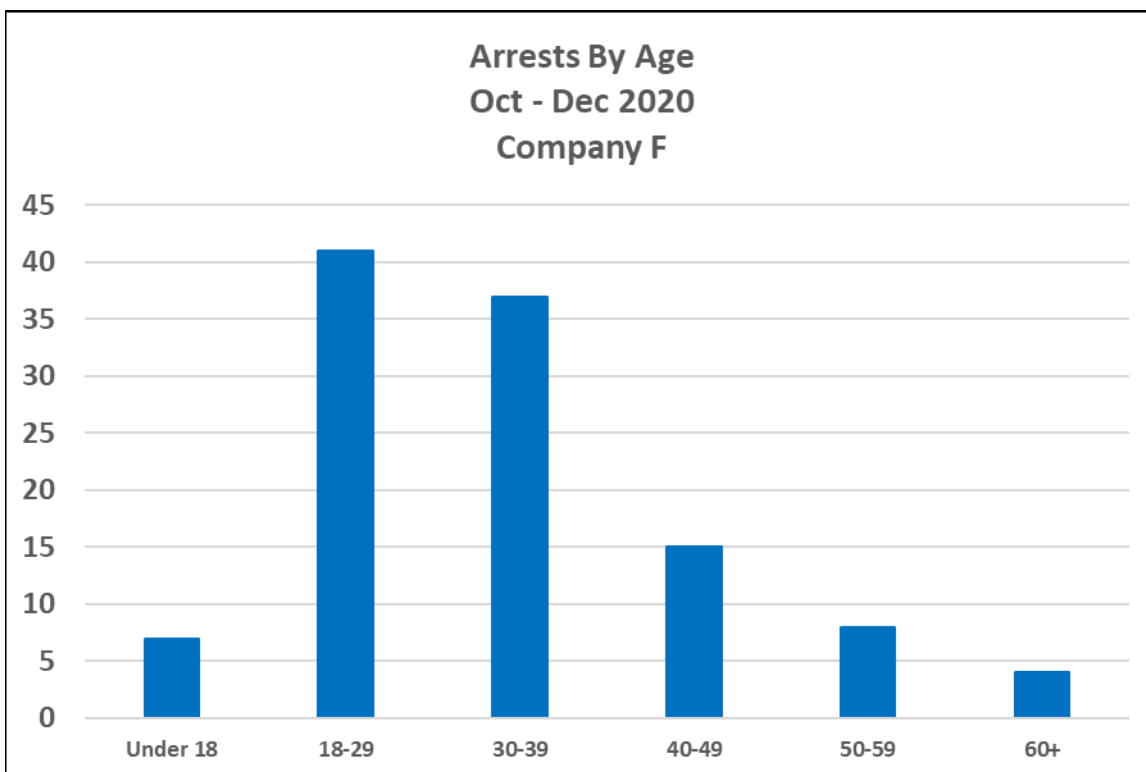
## Park District (Company F)

### Arrests by Age

October – December 2020

Subjects age 18-29 (37%) and subjects age 30-39 (33%) accounted for 70% of the arrest made by Park station in Q4-2020.

Age	Q4 2020 Arrests	% of Total
Under 18	7	6%
18-29	41	37%
30-39	37	33%
40-49	15	13%
50-59	8	7%
60+	4	4%
Unknown Age	0	0%
<b>Total</b>	<b>112</b>	<b>100%</b>

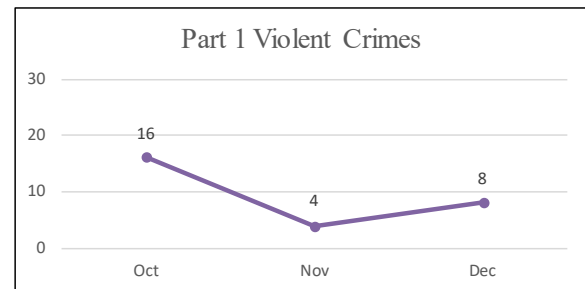
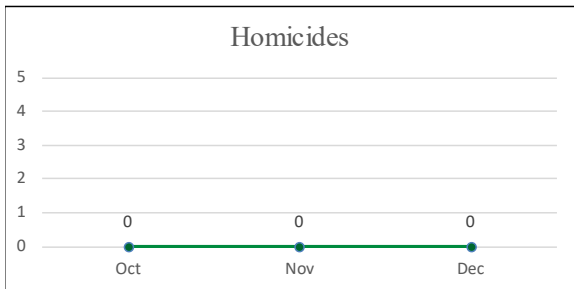
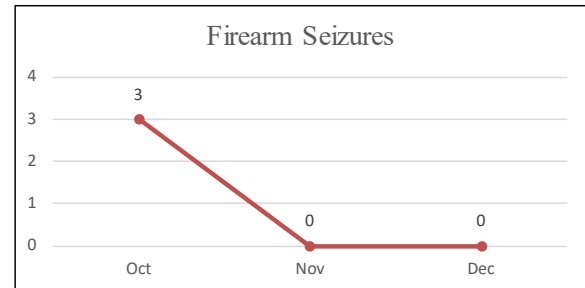
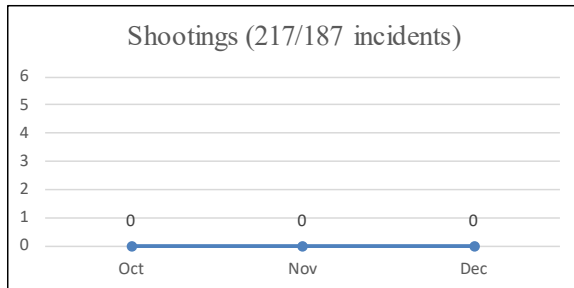


Arrest statistics are extracted from the Person Schema of Crime Data Warehouse via Business Intelligence tools. Search criteria includes results in which Person Type = "Booked" or "Cited."

## Park District

### Shootings, Firearm Seizures, Homicides, and Part 1 Violent Crimes

#### October 1, 2020 – December 31, 2020



**Richmond District**  
**(Company G)**  
**Use of Force**  
**October - December 2020**

There were 5 total Use of Force incidents at Richmond district and Physical Control (4) accounted for 80% of type of force used. The peak time for incidents (3, 60%) was Thursday between 2000-2359hrs.

Use of Force	Total
Firearm	0
Pointing of Firearms	1
Physical Control	4
Strike by Object/Fist	0
Impact Weapon	0
OC (Pepper Spray)	0
ERIW	0
Spike Strips	0
Other	0
<b>Total</b>	<b>5</b>

Time of Day/Day of Week									
Richmond	Sun	Mon	Tue	Wed	Thu	Fri	Sat	Total	
0000-0359	0	1	0	0	0	0	0	1	20%
0400-0759	0	0	0	0	0	0	0	0	0%
0800-1159	0	0	0	0	0	0	0	0	0%
1200-1559	0	0	0	0	0	0	0	0	0%
1600-1959	0	1	0	0	0	0	0	1	20%
2000-2359	0	0	0	0	3	0	0	3	60%
Total	0	2	0	0	3	0	0	5	100%
Percentage	0%	40%	0%	0%	60%	0%	0%	100%	

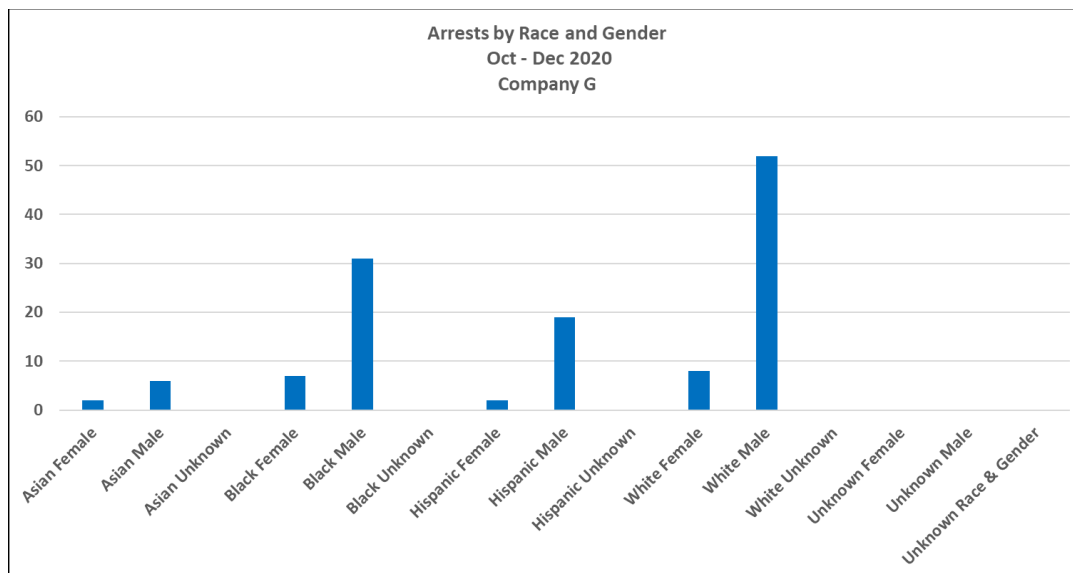
## Richmond District (Company G) Use of Force by Call Type October – December 2020

Type of Call	Firearm	Pointing of Firearms	Physical Control	Strike by Object/Fist	Impact Weapon	OC (Pepper Spray)	ERW	Spike Strips	Other	Total	% of Calls
Part I Violent	0	0	1	0	0	0	0	0	0	1	20%
Part I Property	0	1	0	0	0	0	0	0	0	1	20%
Person with a gun (221)	0	0	0	0	0	0	0	0	0	0	0%
Person with a knife (219)	0	0	0	0	0	0	0	0	0	0	0%
Suspicious Person (311/811/601/603/646/916/917)	0	0	3	0	0	0	0	0	0	3	60%
Narcotics Arrest	0	0	0	0	0	0	0	0	0	0	0%
Search Warrant/Warrant Arrest	0	0	0	0	0	0	0	0	0	0	0%
Aided Case (520)	0	0	0	0	0	0	0	0	0	0	0%
Alarm/Check on well-being (100/910)	0	0	0	0	0	0	0	0	0	0	0%
Mental Health Related (5150/800/801)	0	0	0	0	0	0	0	0	0	0	0%
Restraining Order Violation	0	0	0	0	0	0	0	0	0	0	0%
Terrorist Threats (650)	0	0	0	0	0	0	0	0	0	0	0%
Traffic-Related	0	0	0	0	0	0	0	0	0	0	0%
Vandalism (594/595)	0	0	0	0	0	0	0	0	0	0	0%
Homeless Related Call (915/919)	0	0	0	0	0	0	0	0	0	0	0%
Disturbance Calls (415/417)	0	0	0	0	0	0	0	0	0	0	0%
Prostitution (647B)	0	0	0	0	0	0	0	0	0	0	0%
Passing Call (903)	0	0	0	0	0	0	0	0	0	0	0%
Purse Snatch (213)	0	0	0	0	0	0	0	0	0	0	0%
Weapon, Carrying	0	0	0	0	0	0	0	0	0	0	0%
Panic Alarm (100P)	0	0	0	0	0	0	0	0	0	0	0%
Prisoner Transportation (407)	0	0	0	0	0	0	0	0	0	0	0%
Citizen Holding a Prisoner (405)	0	0	0	0	0	0	0	0	0	0	0%
Person Dumping Trash (912)	0	0	0	0	0	0	0	0	0	0	0%
Person yelling for help (918)	0	0	0	0	0	0	0	0	0	0	0%
Parole Violation (3056)	0	0	0	0	0	0	0	0	0	0	0%
Demonstration (400)	0	0	0	0	0	0	0	0	0	0	0%
Riot (404)	0	0	0	0	0	0	0	0	0	0	0%
Fraud (470)	0	0	0	0	0	0	0	0	0	0	0%
Homeless Related Call (915/919)	0	0	0	0	0	0	0	0	0	0	0%
Bomb Threat (530)	0	0	0	0	0	0	0	0	0	0	0%
Citizen Standby (416)	0	0	0	0	0	0	0	0	0	0	0%
Total	0	1	4	0	0	0	0	0	0	5	100%

## Richmond District (Company G) Arrests by Race/Ethnicity and Gender October – December 2020

White males (41%), Black males (24%) and Hispanic males (15%) accounted for 80% of all arrests made by Richmond station in Q4-2020.

Race and Gender	Q4 2020 Arrests	% of Total
Asian Female	2	2%
Asian Male	6	5%
Asian Unknown	0	0%
Black Female	7	6%
Black Male	31	24%
Black Unknown	0	0%
Hispanic Female	2	2%
Hispanic Male	19	15%
Hispanic Unknown	0	0%
White Female	8	6%
White Male	52	41%
White Unknown	0	0%
Unknown Female	0	0%
Unknown Male	0	0%
Unknown Race & Gender	0	0%
<b>Total</b>	<b>127</b>	<b>100%</b>



Arrest statistics are extracted from the Person Schema of Crime Data Warehouse via Business Intelligence tools. Search criteria includes results in which Person Type = “Booked” or “Cited.” Unknown indicates ethnicities outside DOJ definitions, Native American, and incident reports where data wasn’t provided.

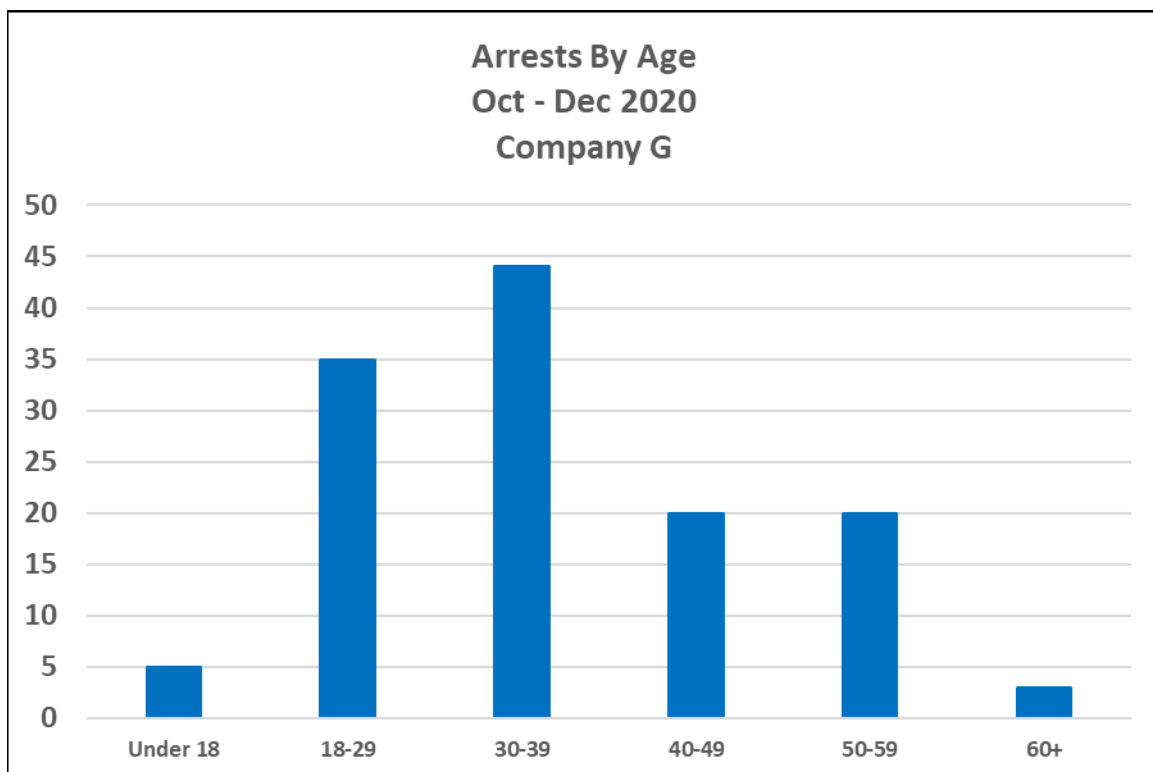
## Richmond District (Company G)

### Arrests by Age

October – December 2020

Subjects age 30-39 (35%) and subjects age 18-29 (28%) accounted for 63% of the arrest made by Richmond station in Q4-2020.

Age	Q4 2020 Arrests	% of Total
Under 18	5	4%
18-29	35	28%
30-39	44	35%
40-49	20	16%
50-59	20	16%
60+	3	2%
Unknown Age	0	0%
<b>Total</b>	<b>127</b>	<b>100%</b>



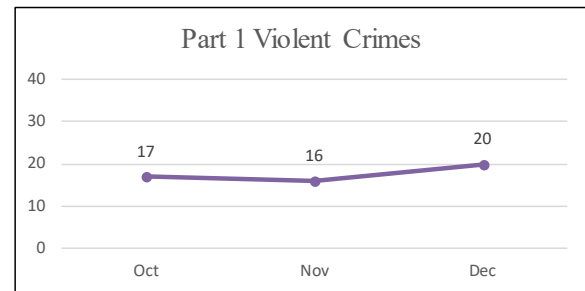
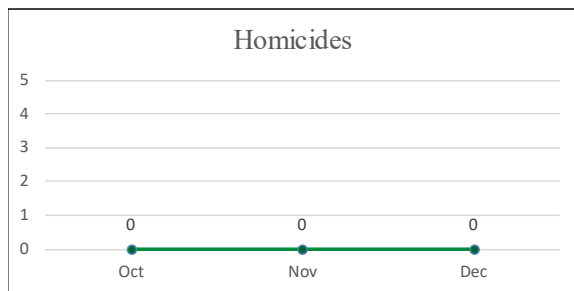
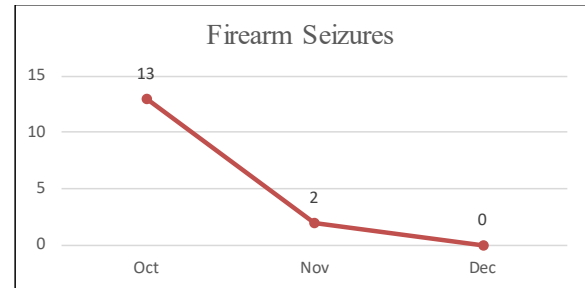
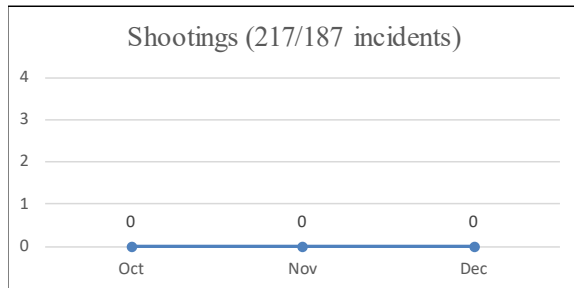
Arrest statistics are extracted from the Person Schema of Crime Data Warehouse via Business Intelligence tools. Search criteria includes results in which Person Type = "Booked" or "Cited."



## Richmond District

### Shootings, Firearm Seizures, Homicides, and Part 1 Violent Crimes

#### October 1, 2020 – December 31, 2020



## Ingleside District (Company H)

### Use of Force

**October - December 2020**

There were 36 total Use of Force incidents at Ingleside district and Physical Control (16) accounted for 44% of type of force used. The peak time for incidents was Saturday (9, 25%) between 1600-1959hrs.

Use of Force	Total
Firearm	0
Pointing of Firearms	14
Physical Control	16
Strike by Object/Fist	1
Impact Weapon	0
OC (Pepper Spray)	2
ERIW	2
Spike Strips	0
Other	1
<b>Total</b>	<b>36</b>

Time of Day/Day of Week									
Ingleside	Sun	Mon	Tue	Wed	Thu	Fri	Sat	Total	
0000-0359	0	0	4	0	0	1	0	5	14%
0400-0759	0	0	0	0	0	0	0	0	0%
0800-1159	1	0	0	0	0	2	0	3	8%
1200-1559	0	0	0	0	2	5	1	8	22%
1600-1959	0	0	0	2	1	0	9	12	33%
2000-2359	0	0	0	1	0	0	7	8	22%
Total	1	0	4	3	3	8	17	36	100%
Percentage	3%	0%	11%	8%	8%	22%	47%	100%	

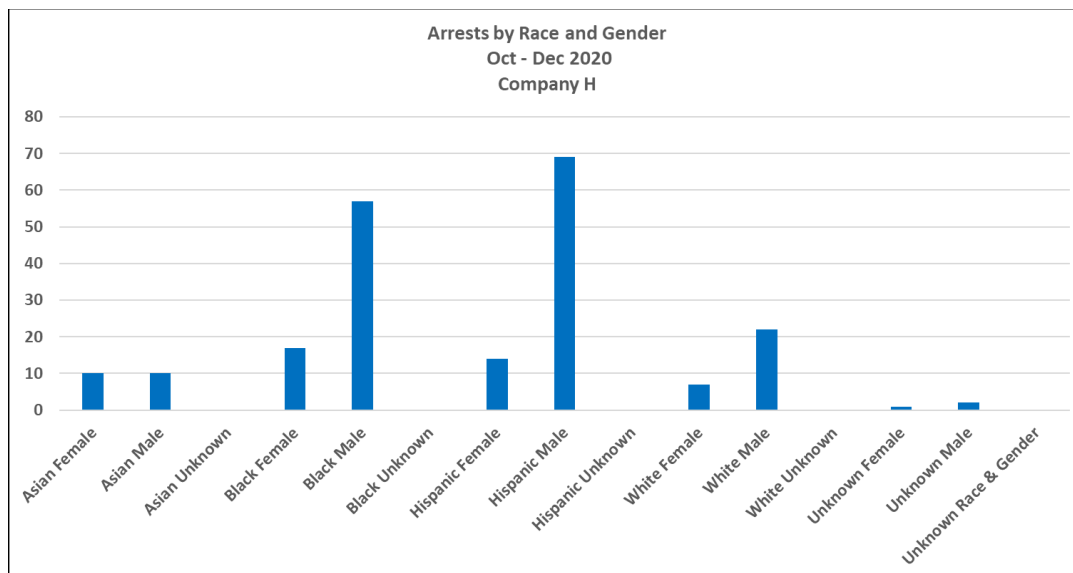
## Ingleside District (Company H) Use of Force by Call Type October - December 2020

Type of Call	Firearm	Pointing of Firearms	Physical Control	Strike by Object/Fist	Impact Weapon	OC (Pepper Spray)	ERW	Spike Strips	Other	Total	% of Calls
Part I Violent	0	2	5	1	0	1	2	0	1	12	100%
Part I Property	0	2	2	0	0	1	0	0	0	5	0%
Person with a gun (221)	0	3	6	0	0	0	0	0	0	9	0%
Person with a knife (219)	0	0	0	0	0	0	0	0	0	0	0%
Suspicious Person (311/811/601/603/646/916/917)	0	4	0	0	0	0	0	0	0	4	0%
Narcotics Arrest	0	0	0	0	0	0	0	0	0	0	0%
Search Warrant/Warrant Arrest	0	2	0	0	0	0	0	0	0	2	0%
Aided Case (520)	0	0	2	0	0	0	0	0	0	2	0%
Alarm/Check on well-being (100/910)	0	0	0	0	0	0	0	0	0	0	0%
Mental Health Related (5150/800/801)	0	1	1	0	0	0	0	0	0	2	0%
Restraining Order Violation	0	0	0	0	0	0	0	0	0	0	0%
Terrorist Threats (650)	0	0	0	0	0	0	0	0	0	0	0%
Traffic-Related	0	0	0	0	0	0	0	0	0	0	0%
Vandalism (594/595)	0	0	0	0	0	0	0	0	0	0	0%
Homeless Related Call (915/919)	0	0	0	0	0	0	0	0	0	0	0%
Disturbance Calls (415/417)	0	0	0	0	0	0	0	0	0	0	0%
Prostitution (647B)	0	0	0	0	0	0	0	0	0	0	0%
Passing Call (903)	0	0	0	0	0	0	0	0	0	0	0%
Purse Snatch (213)	0	0	0	0	0	0	0	0	0	0	0%
Weapon, Carrying	0	0	0	0	0	0	0	0	0	0	0%
Panic Alarm (100P)	0	0	0	0	0	0	0	0	0	0	0%
Prisoner Transportation (407)	0	0	0	0	0	0	0	0	0	0	0%
Citizen Holding a Prisoner (405)	0	0	0	0	0	0	0	0	0	0	0%
Person Dumping Trash (912)	0	0	0	0	0	0	0	0	0	0	0%
Person yelling for help (918)	0	0	0	0	0	0	0	0	0	0	0%
Parole Violation (3056)	0	0	0	0	0	0	0	0	0	0	0%
Demonstration (400)	0	0	0	0	0	0	0	0	0	0	0%
Riot (404)	0	0	0	0	0	0	0	0	0	0	0%
Fraud (470)	0	0	0	0	0	0	0	0	0	0	0%
Homeless Related Call (915/919)	0	0	0	0	0	0	0	0	0	0	0%
Bomb Threat (530)	0	0	0	0	0	0	0	0	0	0	0%
Citizen Standby (416)	0	0	0	0	0	0	0	0	0	0	0%
<b>Total</b>	<b>0</b>	<b>14</b>	<b>16</b>	<b>1</b>	<b>0</b>	<b>2</b>	<b>2</b>	<b>0</b>	<b>1</b>	<b>36</b>	<b>100%</b>

**Ingleside District (Company H)**  
**Arrests by Race/Ethnicity and Gender**  
**October – December 2020**

Hispanic males (33%) and Black males (27%) accounted for 60% of all arrests made by Ingleside station in Q4-2020.

Race and Gender	Q4 2020 Arrests	% of Total
Asian Female	10	5%
Asian Male	10	5%
Asian Unknown	0	0%
Black Female	17	8%
Black Male	57	27%
Black Unknown	0	0%
Hispanic Female	14	7%
Hispanic Male	69	33%
Hispanic Unknown	0	0%
White Female	7	3%
White Male	22	11%
White Unknown	0	0%
Unknown Female	1	0%
Unknown Male	2	1%
Unknown Race & Gender	0	0%
<b>Total</b>	<b>209</b>	<b>100%</b>



Arrest statistics are extracted from the Person Schema of Crime Data Warehouse via Business Intelligence tools. Search criteria includes results in which Person Type = “Booked” or “Cited.” Unknown indicates ethnicities outside DOJ definitions, Native American, and incident reports where data wasn’t provided.

## By District Data

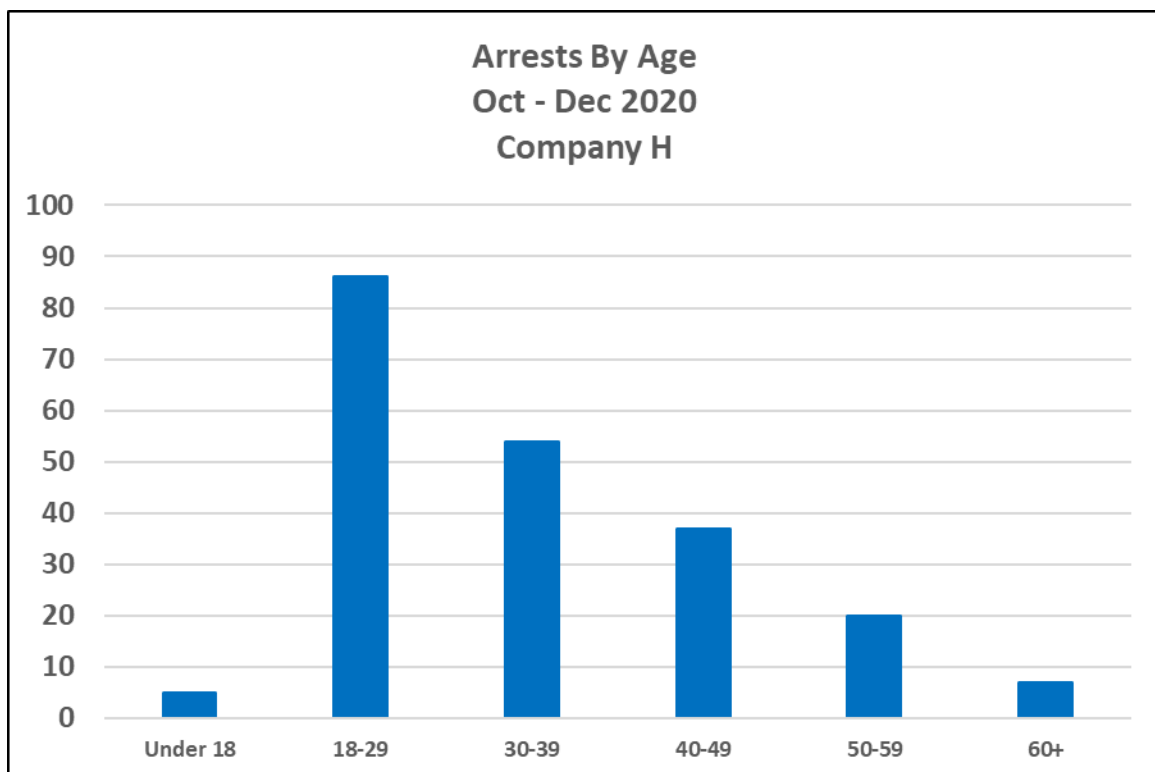
### Ingleside District (Company H)

#### Arrests by Age

October – December 2020

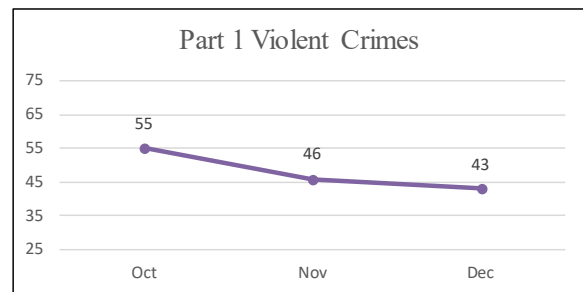
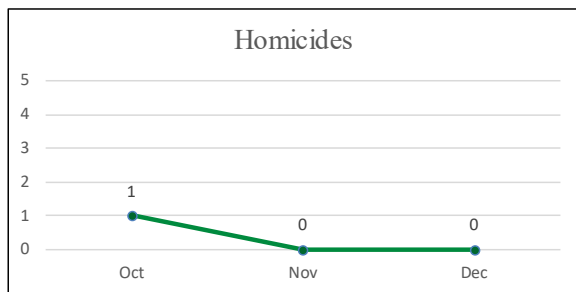
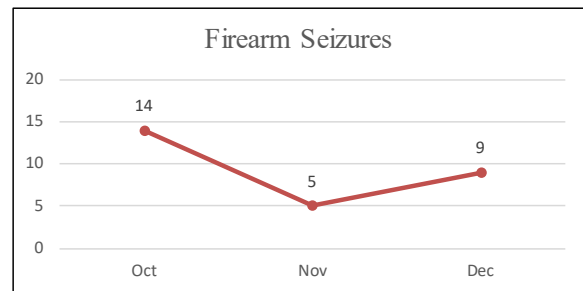
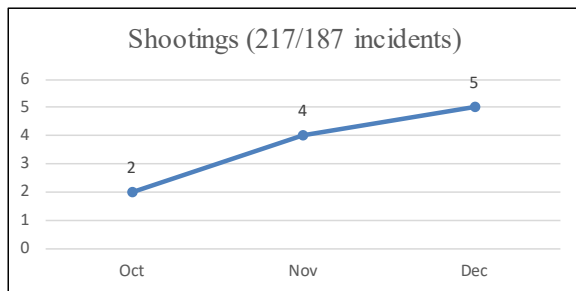
Subjects age 18-29 (41%) accounted for the most arrests made in Ingleside station, while subjects under 18 (2%) were the least arrested in Q4-2020.

Age	Q4 2020 Arrests	% of Total
Under 18	5	2%
18-29	86	41%
30-39	54	26%
40-49	37	18%
50-59	20	10%
60+	7	3%
Unknown Age	0	0%
<b>Total</b>	<b>209</b>	<b>100%</b>



Arrest statistics are extracted from the Person Schema of Crime Data Warehouse via Business Intelligence tools. Search criteria includes results in which Person Type = "Booked" or "Cited."

## Ingleside District Shootings, Firearm Seizures, Homicides, and Part 1 Violent Crimes October 1, 2020 – December 31, 2020



# By District Data

## Taraval District

### (Company I)

### Use of Force

### October - December 2020

There were 18 total Use of Force incidents at Taraval district and Physical Control (13) accounted for 72% of type of force used. The peak time for incidents (7, 39%) was Wednesday between 1600-1959hrs.

Use of Force	Total
Firearm	0
Pointing of Firearms	1
Physical Control	13
Strike by Object/Fist	2
Impact Weapon	1
OC (Pepper Spray)	1
ERIW	0
Spike Strips	0
Other	0
<b>Total</b>	<b>18</b>

Time of Day/Day of Week									
Taraval	Sun	Mon	Tue	Wed	Thu	Fri	Sat	Total	
0000-0359	0	0	0	0	0	0	4	4	22%
0400-0759	0	0	0	0	0	0	0	0	0%
0800-1159	0	0	0	0	0	0	0	0	0%
1200-1559	0	0	0	0	0	0	0	0	0%
1600-1959	0	0	0	7	0	2	0	9	50%
2000-2359	0	0	0	1	4	0	0	5	28%
Total	0	0	0	8	4	2	4	18	100%
Percentage	0%	0%	0%	44%	22%	11%	22%	100%	

## Taraval District (Company I) Use of Force by Call Type October - December 2020

Type of Call	Firearm	Pointing of Firearms	Physical Control	Strike by Object/Fist	Impact Weapon	OC (Pepper Spray)	ERW	Spike Strips	Other	Total	% of Calls
Part I Violent	0	0	9	1	1	1	0	0	0	12	67%
Part I Property	0	0	0	0	0	0	0	0	0	0	0%
Person with a gun (221)	0	1	0	0	0	0	0	0	0	1	6%
Person with a knife (219)	0	0	0	0	0	0	0	0	0	0	0%
Suspicious Person (311/811/601/603/646/916/917)	0	0	0	0	0	0	0	0	0	0	0%
Narcotics Arrest	0	0	0	0	0	0	0	0	0	0	0%
Search Warrant/Warrant Arrest	0	0	0	0	0	0	0	0	0	0	0%
Aided Case (520)	0	0	0	0	0	0	0	0	0	0	0%
Alarm/Check on well-being (100/910)	0	0	0	0	0	0	0	0	0	0	0%
Mental Health Related (5150/800/801)	0	0	4	0	0	0	0	0	0	4	22%
Restraining Order Violation	0	0	0	0	0	0	0	0	0	0	0%
Terrorist Threats (650)	0	0	0	0	0	0	0	0	0	0	0%
Traffic-Related	0	0	0	1	0	0	0	0	0	1	6%
Vandalism (594/595)	0	0	0	0	0	0	0	0	0	0	0%
Homeless Related Call (915/919)	0	0	0	0	0	0	0	0	0	0	0%
Disturbance Calls (415/417)	0	0	0	0	0	0	0	0	0	0	0%
Prostitution (647B)	0	0	0	0	0	0	0	0	0	0	0%
Passing Call (903)	0	0	0	0	0	0	0	0	0	0	0%
Purse Snatch (213)	0	0	0	0	0	0	0	0	0	0	0%
Weapon, Carrying	0	0	0	0	0	0	0	0	0	0	0%
Panic Alarm (100P)	0	0	0	0	0	0	0	0	0	0	0%
Prisoner Transportation (407)	0	0	0	0	0	0	0	0	0	0	0%
Citizen Holding a Prisoner (405)	0	0	0	0	0	0	0	0	0	0	0%
Person Dumping Trash (912)	0	0	0	0	0	0	0	0	0	0	0%
Person yelling for help (918)	0	0	0	0	0	0	0	0	0	0	0%
Parole Violation (3056)	0	0	0	0	0	0	0	0	0	0	0%
Demonstration (400)	0	0	0	0	0	0	0	0	0	0	0%
Riot (404)	0	0	0	0	0	0	0	0	0	0	0%
Fraud (470)	0	0	0	0	0	0	0	0	0	0	0%
Homeless Related Call (915/919)	0	0	0	0	0	0	0	0	0	0	0%
Bomb Threat (530)	0	0	0	0	0	0	0	0	0	0	0%
Citizen Standby (416)	0	0	0	0	0	0	0	0	0	0	0%
<b>Total</b>	<b>0</b>	<b>1</b>	<b>13</b>	<b>2</b>	<b>1</b>	<b>1</b>	<b>0</b>	<b>0</b>	<b>0</b>	<b>18</b>	<b>100%</b>

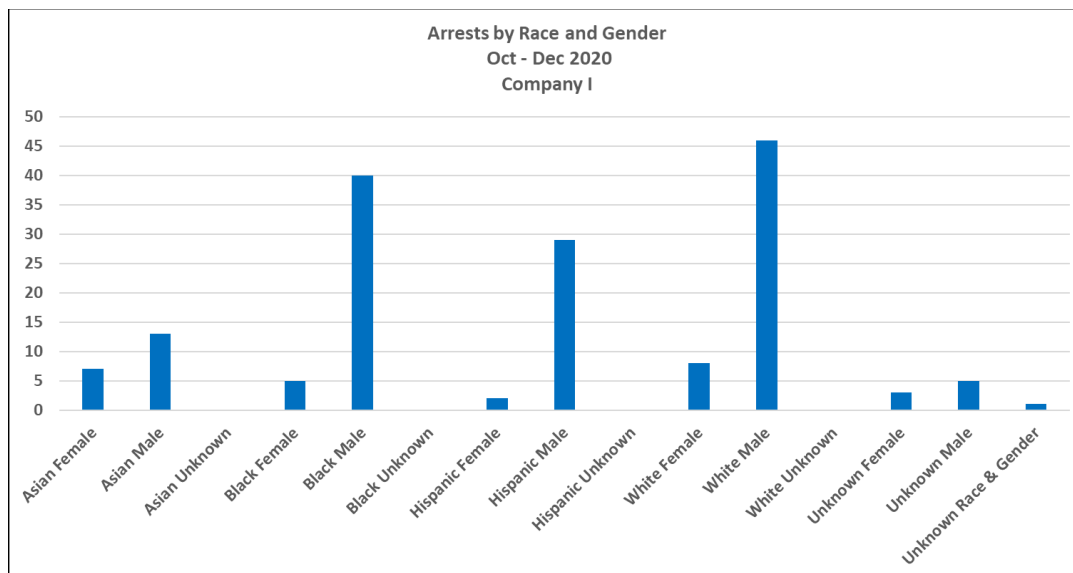


## By District Data

### Taraval District (Company I) Arrests by Race/Ethnicity and Gender October – December 2020

White males (29%), Black males (25%) and Hispanic males (18%) accounted for 72% of all arrests made by Taraval station in Q4-2020.

Race and Gender	Q4 2020 Arrests	% of Total
Asian Female	7	4%
Asian Male	13	8%
Asian Unknown	0	0%
Black Female	5	3%
Black Male	40	25%
Black Unknown	0	0%
Hispanic Female	2	1%
Hispanic Male	29	18%
Hispanic Unknown	0	0%
White Female	8	5%
White Male	46	29%
White Unknown	0	0%
Unknown Female	3	2%
Unknown Male	5	3%
Unknown Race & Gender	1	1%
<b>Total</b>	<b>159</b>	<b>100%</b>

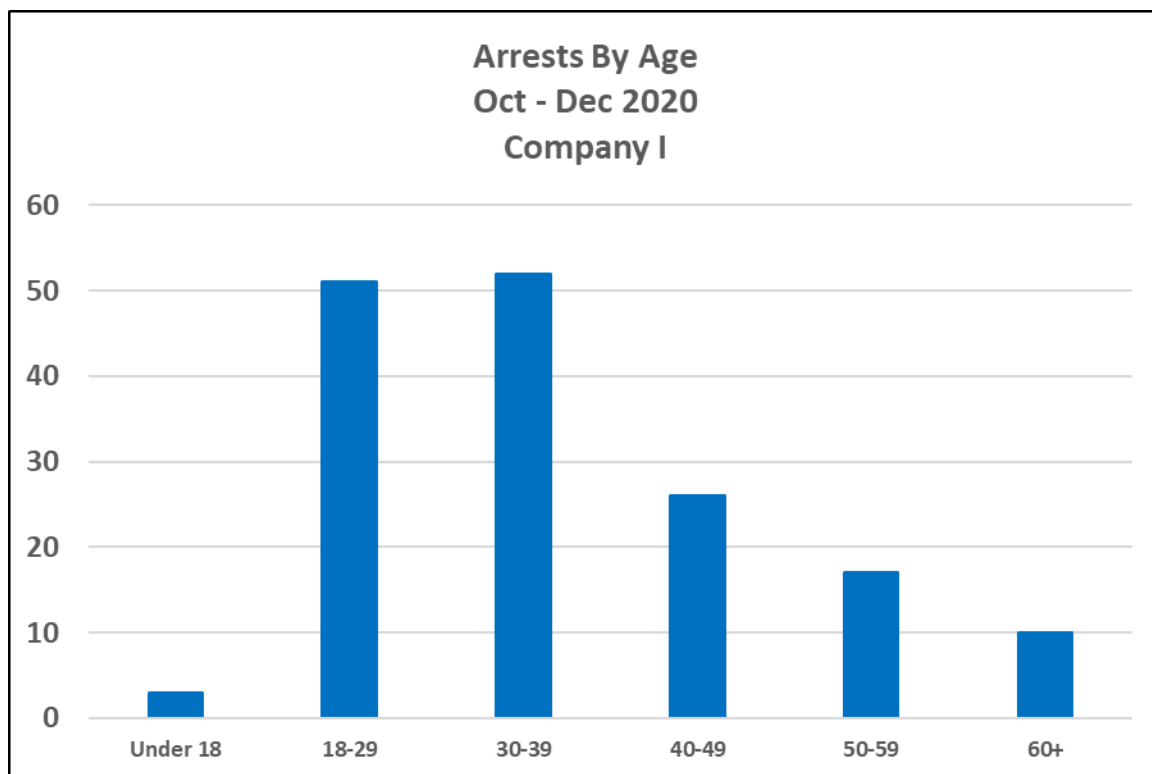


Arrest statistics are extracted from the Person Schema of Crime Data Warehouse via Business Intelligence tools. Search criteria includes results in which Person Type = “Booked” or “Cited.” Unknown indicates ethnicities outside DOJ definitions, Native American, and incident reports where data wasn’t provided.

## Taraval District (Company I) Arrests by Age October – December 2020

Subjects age 30-39 (33%) accounted for the most arrests made by Taraval station, while subjects under 18 (2%) were the least arrested in Q4-2020.

Age	Q4 2020 Arrests	% of Total
Under 18	3	2%
18-29	51	32%
30-39	52	33%
40-49	26	16%
50-59	17	11%
60+	10	6%
Unknown Age	0	0%
<b>Total</b>	<b>159</b>	<b>100%</b>

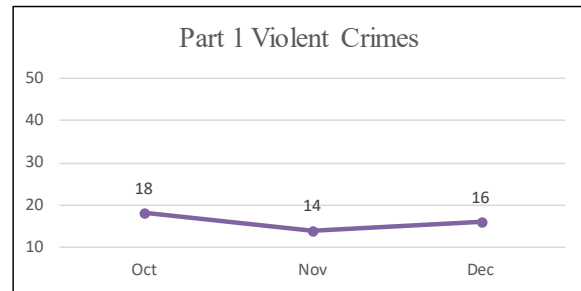
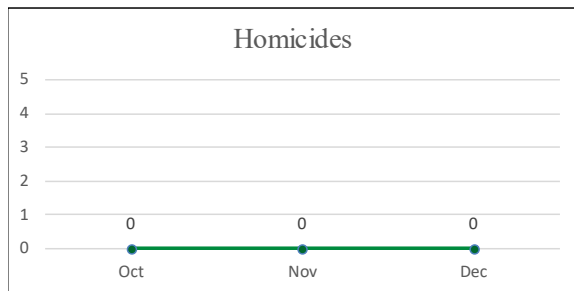
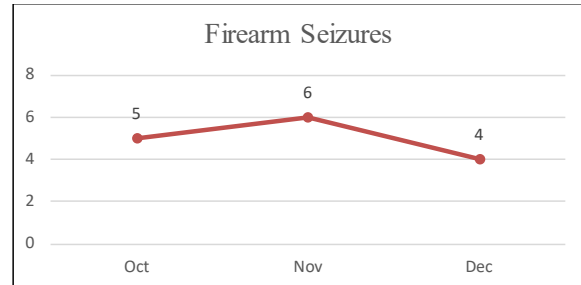
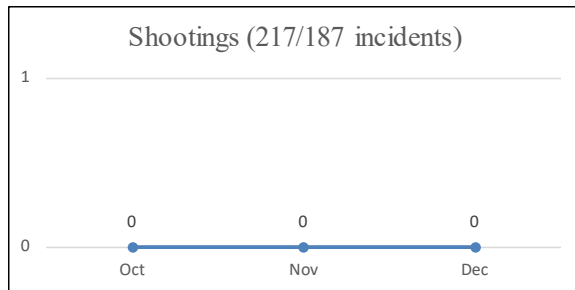


Arrest statistics are extracted from the Person Schema of Crime Data Warehouse via Business Intelligence tools. Search criteria includes results in which Person Type = "Booked" or "Cited."

## Taraval District

### Shootings, Firearm Seizures, Homicides, and Part 1 Violent Crimes

#### October 1, 2020 – December 31, 2020



## Tenderloin District

### (Company J)

#### Use of Force

#### October - December 2020

There were 53 total Use of Force incidents at Tenderloin district and Physical Control (22) accounted for 42% of type of force used. The peak time for incidents (13, 25%) was Tuesday between 1600-1959hrs.

Use of Force	Total
Firearm	2
Pointing of Firearms	22
Physical Control	6
Strike by Object/Fist	6
Impact Weapon	5
OC (Pepper Spray)	5
ERIW	6
Spike Strips	0
Other	1
<b>Total</b>	<b>53</b>

Time of Day/Day of Week									
Tenderloin	Sun	Mon	Tue	Wed	Thu	Fri	Sat	Total	
0000-0359	0	0	0	0	0	2	0	2	4%
0400-0759	5	0	0	0	0	0	0	5	9%
0800-1159	0	0	1	1	0	0	1	3	6%
1200-1559	0	0	3	0	6	1	0	10	19%
1600-1959	2	3	13	1	1	2	9	31	58%
2000-2359	0	0	1	0	1	0	0	2	4%
Total	7	3	18	2	8	5	10	53	100%
Percentage	13%	6%	34%	4%	15%	9%	19%	100%	

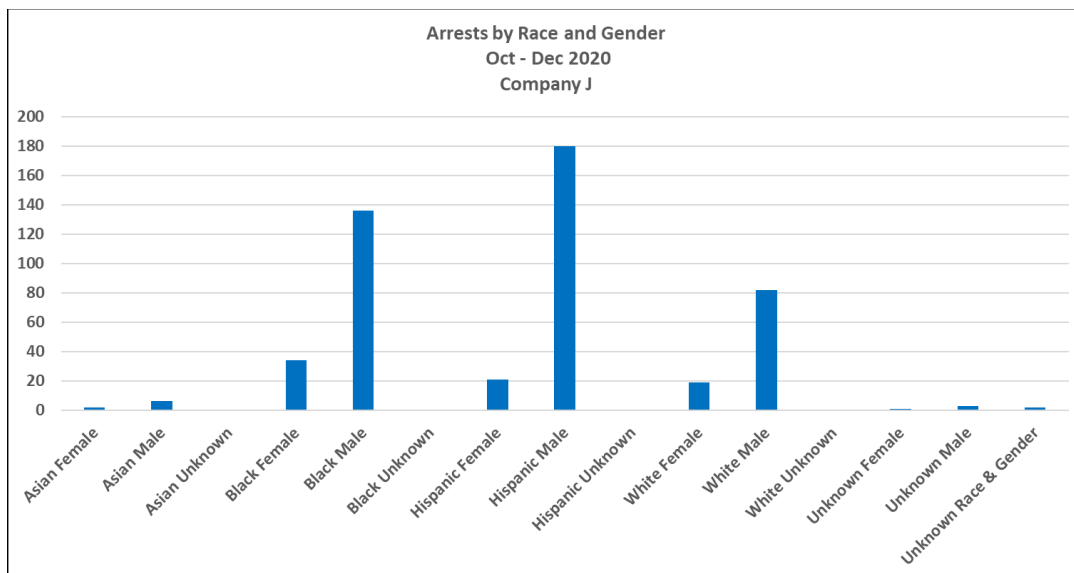
## Tenderloin District (Company J) Use of Force by Call Type October - December 2020

Type of Call	Firearm	Pointing of Firearms	Physical Control	Strike by Object/Fist	Impact Weapon	OC (Pepper Spray)	ERW	Spike Strips	Other	Total	% of Calls
Part I Violent	2	15	0	0	0	2	4	0	0	23	0%
Part I Property	0	6	1	0	0	0	0	0	0	7	0%
Person with a gun (221)	0	0	0	0	0	0	0	0	0	0	0%
Person with a knife (219)	0	0	0	0	0	0	0	0	0	0	0%
Suspicious Person (311/811/601/603/646/916/917)	0	0	3	2	0	1	0	0	1	7	100%
Narcotics Arrest	0	0	0	1	0	0	0	0	0	1	0%
Search Warrant/Warrant Arrest	0	1	2	0	0	0	0	0	0	3	0%
Aided Case (520)	0	0	0	0	0	0	0	0	0	0	0%
Alarm/Check on well-being (100/910)	0	0	0	1	0	0	0	0	0	1	0%
Mental Health Related (5150/800/801)	0	0	0	0	0	0	0	0	0	0	0%
Restraining Order Violation	0	0	0	0	0	0	0	0	0	0	0%
Terrorist Threats (650)	0	0	0	0	0	0	0	0	0	0	0%
Traffic-Related	0	0	0	0	0	0	0	0	0	0	0%
Vandalism (594/595)	0	0	0	2	0	0	0	0	0	2	0%
Homeless Related Call (915/919)	0	0	0	0	0	0	0	0	0	0	0%
Disturbance Calls (415/417)	0	0	0	0	0	0	0	0	0	0	0%
Prostitution (647B)	0	0	0	0	0	0	0	0	0	0	0%
Passing Call (903)	0	0	0	0	0	0	0	0	0	0	0%
Purse Snatch (213)	0	0	0	0	0	0	0	0	0	0	0%
Weapon, Carrying	0	0	0	0	0	0	0	0	0	0	0%
Panic Alarm (100P)	0	0	0	0	0	0	0	0	0	0	0%
Prisoner Transportation (407)	0	0	0	0	0	0	0	0	0	0	0%
Citizen Holding a Prisoner (405)	0	0	0	0	0	0	0	0	0	0	0%
Person Dumping Trash (912)	0	0	0	0	0	0	0	0	0	0	0%
Person yelling for help (918)	0	0	0	0	0	0	0	0	0	0	0%
Parole Violation (3056)	0	0	0	0	0	0	0	0	0	0	0%
Demonstration (400)	0	0	0	0	5	2	2	0	0	9	0%
Riot (404)	0	0	0	0	0	0	0	0	0	0	0%
Fraud (470)	0	0	0	0	0	0	0	0	0	0	0%
Homeless Related Call (915/919)	0	0	0	0	0	0	0	0	0	0	0%
Bomb Threat (530)	0	0	0	0	0	0	0	0	0	0	0%
Citizen Standby (416)	0	0	0	0	0	0	0	0	0	0	0%
<b>Total</b>	<b>2</b>	<b>22</b>	<b>6</b>	<b>6</b>	<b>5</b>	<b>5</b>	<b>6</b>	<b>0</b>	<b>1</b>	<b>53</b>	<b>100%</b>

## Tenderloin District (Company J) Arrests by Race/Ethnicity and Gender October – December 2020

Hispanic males (37%), Black males (28%) and White males (17%) accounted for 82% of all arrests made by Tenderloin station in Q4-2020.

Race and Gender	Q4 2020 Arrests	% of Total
Asian Female	2	0%
Asian Male	6	1%
Asian Unknown	0	0%
Black Female	34	7%
Black Male	136	28%
Black Unknown	0	0%
Hispanic Female	21	4%
Hispanic Male	180	37%
Hispanic Unknown	0	0%
White Female	19	4%
White Male	82	17%
White Unknown	0	0%
Unknown Female	1	0%
Unknown Male	3	1%
Unknown Race & Gender	2	0%
<b>Total</b>	<b>486</b>	<b>100%</b>



Arrest statistics are extracted from the Person Schema of Crime Data Warehouse via Business Intelligence tools. Search criteria includes results in which Person Type = “Booked” or “Cited.” Unknown indicates ethnicities outside DOJ definitions, Native American, and incident reports where data wasn’t provided.

## By District Data

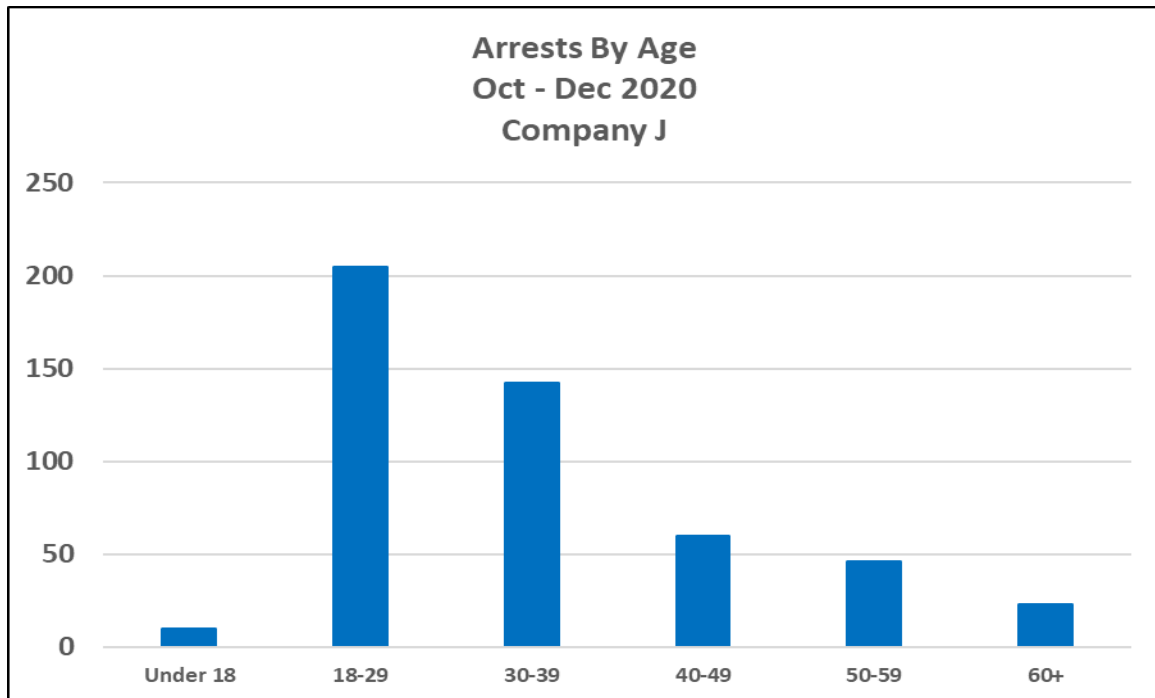
### Tenderloin District (Company J)

#### Arrests Age

October – December 2020

Subjects age 18-29 (42%) accounted for the most arrests made by Tenderloin station. Subjects under 18 (2%) and subjects 60+ (5%) were the least arrested and accounted for 7% of arrests in Q4-2020.

Age	Q4 2020 Arrests	% of Total
Under 18	10	2%
18-29	205	42%
30-39	142	29%
40-49	60	12%
50-59	46	9%
60+	23	5%
Unknown Age	0	0%
<b>Total</b>	<b>486</b>	<b>100%</b>

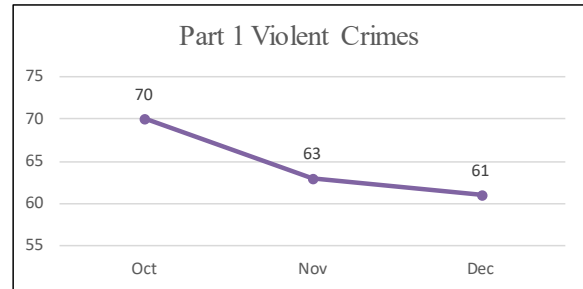
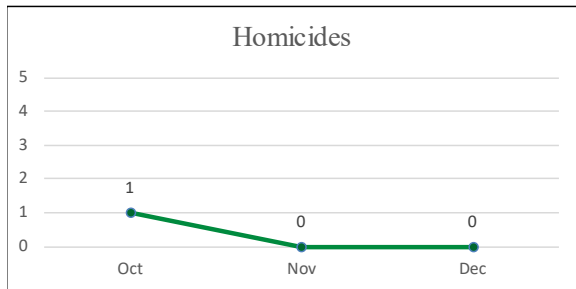
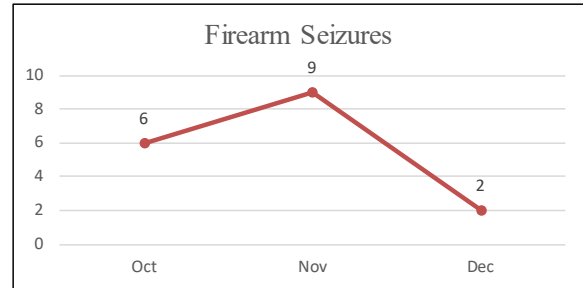
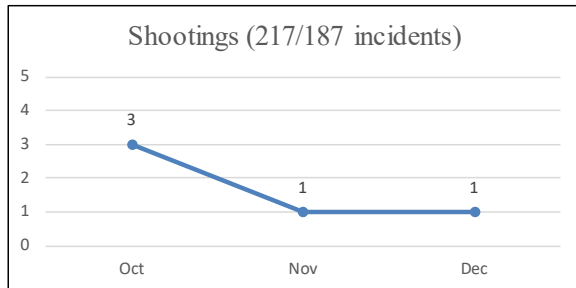


Arrest statistics are extracted from the Person Schema of Crime Data Warehouse via Business Intelligence tools. Search criteria includes results in which Person Type = "Booked" or "Cited."

## Tenderloin District

### Shootings, Firearm Seizures, Homicides, and Part 1 Violent Crimes

#### October 1, 2020 – December 31, 2020





### Airport

#### Use of Force

#### October - December 2020

There were no Use of Force Incidents during 4<sup>th</sup> quarter of 2020.

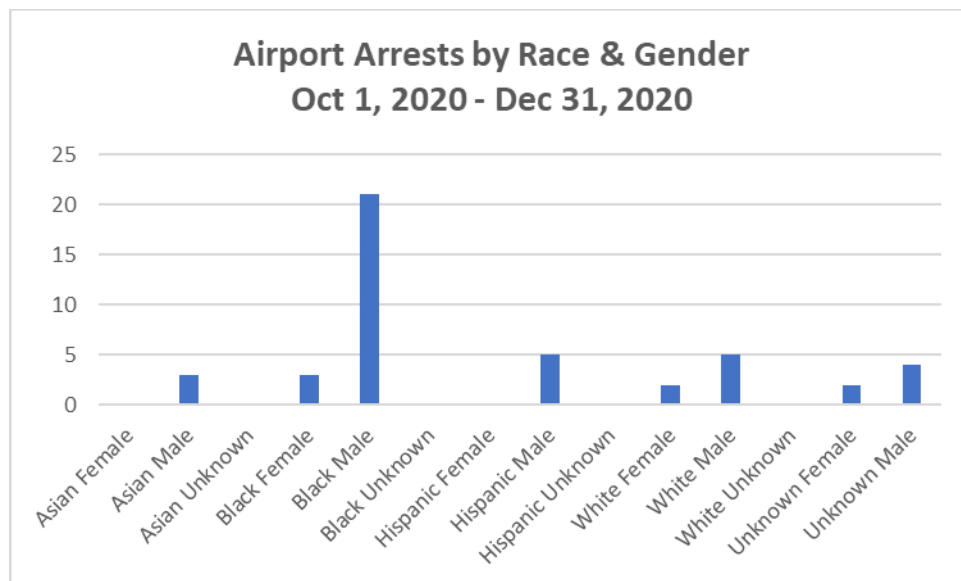
**Airport**  
**Use of Force by Call Type**  
**October - December 2020**

There were no Use of Force Incidents during 4<sup>th</sup> quarter of 2020.

## Airport Arrests by Race/Ethnicity and Gender October – December 2020

There were 45 total arrests in Q4-2020. Black subjects accounted for 54%, Whites accounted for 15%, and Hispanics accounted for 11%.

Race & Gender	Q4-2020 Arrests	% of Total
Asian Female	0	0%
Asian Male	3	7%
Asian Unknown	0	0%
Black Female	3	7%
Black Male	21	47%
Black Unknown	0	0%
Hispanic Female	0	0%
Hispanic Male	5	11%
Hispanic Unknown	0	0%
White Female	2	4%
White Male	5	11%
White Unknown	0	0%
Unknown Female	2	4%
Unknown Male	4	9%
<b>Total</b>	<b>45</b>	<b>100%</b>

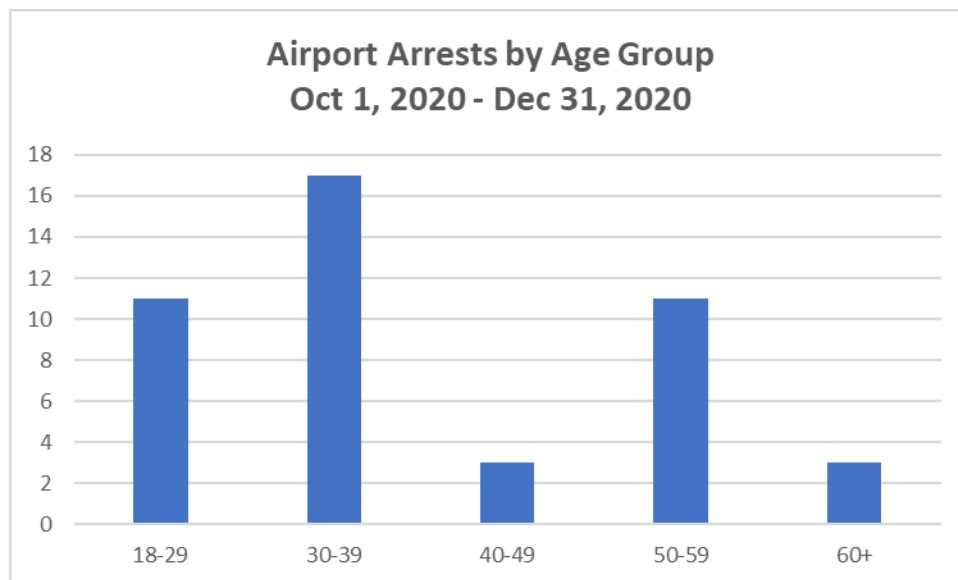


Airport arrest data obtained from the San Francisco Police Department Airport Bureau. Unknown indicates ethnicities outside DOJ definitions, Native American, and incident reports where data wasn't provided.

## Airport Arrests by Age October - December 2020

Subjects 30-39 age accounted for 38% of all Airport arrests, with subjects ages 18-29 and 50-59 each accounting for 24%.

Age Group	Q4 2020 Arrests	% of Total
18-29	11	24%
30-39	17	38%
40-49	3	7%
50-59	11	24%
60+	3	7%
<b>Total</b>	<b>45</b>	<b>100%</b>



Airport arrest data is obtained from the San Francisco Police Department Airport Bureau.

## Outside of SF/Unknown

### Use of Force

October - December 2020

There were 5 total Use of Force incidents outside of San Francisco in Q4-2020; Pointing of Firearms accounted for 60% of those incidents.

Use of Force	Total
Firearm	0
Pointing of Firearms	3
Physical Control	1
Strike by Object/Fist	0
Impact Weapon	0
OC (Pepper Spray)	0
ERIW	0
Spike Strips	0
Other	1
<b>Total</b>	<b>5</b>

Time of Day/Day of Week									
Outside SF	Sun	Mon	Tue	Wed	Thu	Fri	Sat	Total	
0000-0359	0	0	0	0	0	0	0	0	0%
0400-0759	0	0	0	0	0	0	0	0	0%
0800-1159	0	0	0	0	0	0	0	0	0%
1200-1559	0	0	0	1	2	0	0	3	60%
1600-1959	0	0	0	1	0	0	0	1	20%
2000-2359	0	0	0	1	0	0	0	1	20%
Total	0	0	0	3	2	0	0	5	100%
Percentage	0%	0%	0%	60%	40%	0%	0%	100%	

Outside of SF incident locations include Concord, Pittsburg, and Oakland.

## Outside of SF/Unknown Use of Force by Call Type October - December 2020

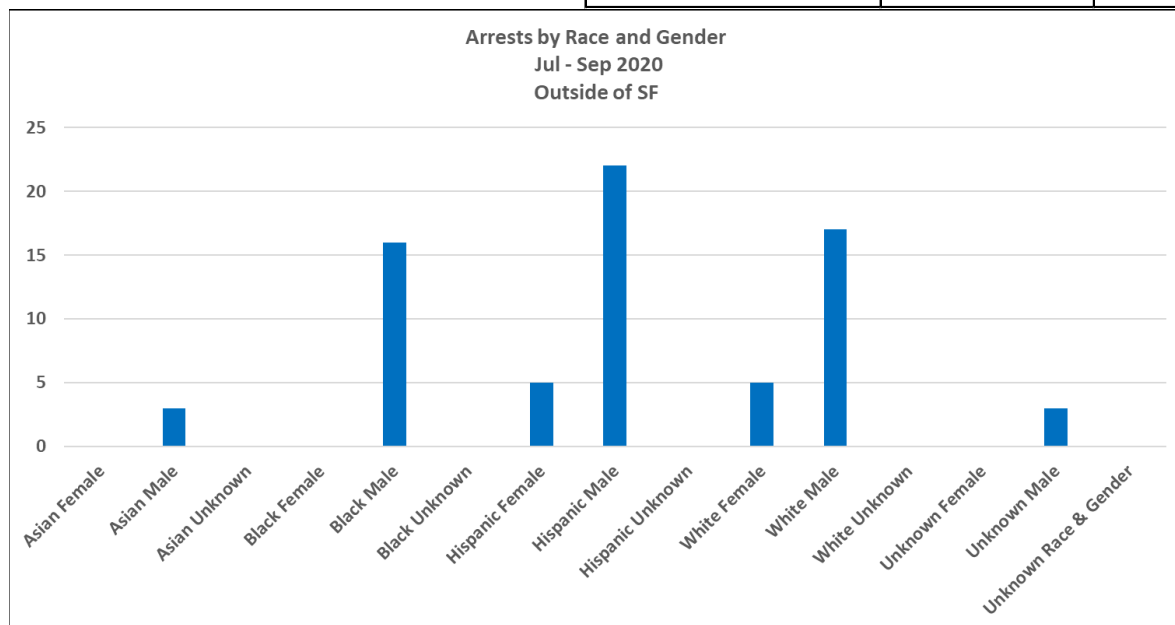
Of the 5 total Use of Force incidents outside of San Francisco in Q4-2020, Search Warrant/Warrant Arrest was the top event responded to.

Type of Call	Firearm	Pointing of Firearms	Physical Control	Strike by Object/Fist	Impact Weapon	OC (Pepper Spray)	ERIW	Spike Strips	Other	Total	% of Calls
Part I Violent	0	1	0	0	0	0	0	0	0	1	0%
Part I Property	0	0	0	0	0	0	0	0	0	0	0%
Person with a gun (221)	0	0	0	0	0	0	0	0	0	0	0%
Person with a knife (219)	0	0	0	0	0	0	0	0	0	0	0%
Suspicious Person (311/811/601/603/646/916/917)	0	0	0	0	0	0	0	0	0	0	0%
Narcotics Arrest	0	0	0	0	0	0	0	0	0	0	0%
Search Warrant/Warrant Arrest	0	2	1	0	0	0	0	0	1	4	100%
Aided Case (520)	0	0	0	0	0	0	0	0	0	0	0%
Alarm/Check on well-being (100/910)	0	0	0	0	0	0	0	0	0	0	0%
Mental Health Related (5150/800/801)	0	0	0	0	0	0	0	0	0	0	0%
Restraining Order Violation	0	0	0	0	0	0	0	0	0	0	0%
Terrorist Threats (650)	0	0	0	0	0	0	0	0	0	0	0%
Traffic-Related	0	0	0	0	0	0	0	0	0	0	0%
Vandalism (594/595)	0	0	0	0	0	0	0	0	0	0	0%
Homeless Related Call (915/919)	0	0	0	0	0	0	0	0	0	0	0%
Disturbance Calls (415/417)	0	0	0	0	0	0	0	0	0	0	0%
Prostitution (647B)	0	0	0	0	0	0	0	0	0	0	0%
Passing Call (903)	0	0	0	0	0	0	0	0	0	0	0%
Purse Snatch (213)	0	0	0	0	0	0	0	0	0	0	0%
Weapon, Carrying	0	0	0	0	0	0	0	0	0	0	0%
Panic Alarm (100P)	0	0	0	0	0	0	0	0	0	0	0%
Prisoner Transportation (407)	0	0	0	0	0	0	0	0	0	0	0%
Citizen Holding a Prisoner (405)	0	0	0	0	0	0	0	0	0	0	0%
Person Dumping Trash (912)	0	0	0	0	0	0	0	0	0	0	0%
Person yelling for help (918)	0	0	0	0	0	0	0	0	0	0	0%
Parole Violation (3056)	0	0	0	0	0	0	0	0	0	0	0%
Demonstration (400)	0	0	0	0	0	0	0	0	0	0	0%
Riot (404)	0	0	0	0	0	0	0	0	0	0	0%
Fraud (470)	0	0	0	0	0	0	0	0	0	0	0%
Homeless Related Call (915/919)	0	0	0	0	0	0	0	0	0	0	0%
Bomb Threat (530)	0	0	0	0	0	0	0	0	0	0	0%
Citizen Standby (416)	0	0	0	0	0	0	0	0	0	0	0%
Total	0	3	1	0	0	0	0	0	1	5	100%

## Outside SF/Unknown Arrests by Race/Ethnicity and Gender October - December 2020

Hispanic subjects accounted for 31% of all Outside SF arrests. White subjects accounted for 24% of all Outside SF arrests.

Race and Gender	Q3 2020 Arrests	% of Total
Asian Female	0	0%
Asian Male	3	4%
Asian Unknown	0	0%
Black Female	0	0%
Black Male	16	23%
Black Unknown	0	0%
Hispanic Female	5	7%
Hispanic Male	22	31%
Hispanic Unknown	0	0%
White Female	5	7%
White Male	17	24%
White Unknown	0	0%
Unknown Female	0	0%
Unknown Male	3	4%
Unknown Race & Gender	0	0%
<b>Total</b>	<b>71</b>	<b>100%</b>



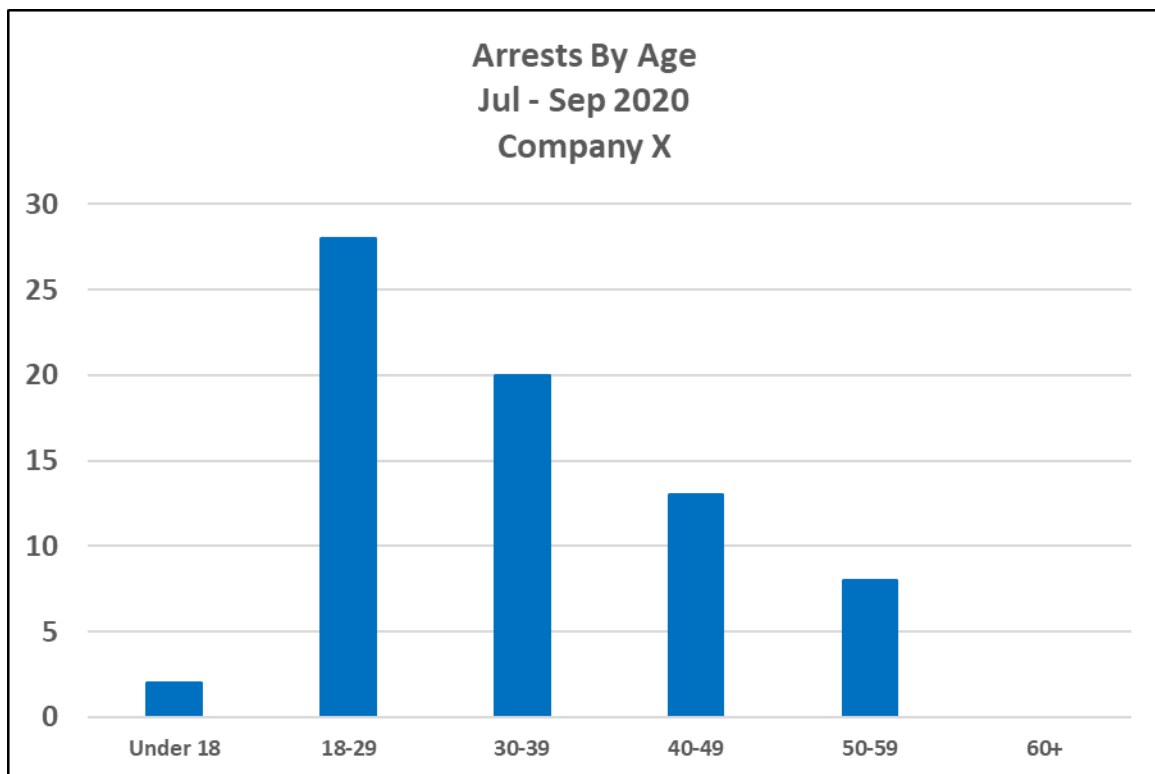
Arrest totals do not include arrests at Airport.

Arrest statistics are extracted from the Person Schema of Crime Data Warehouse via Business Intelligence tools. Search criteria includes results in which Person Type = "Booked" or "Cited." Unknown indicates ethnicities outside DOJ definitions, Native American, and incident reports where data wasn't provided.

## Outside SF/Unknown Arrests by Age October - December 2020

Subjects aged 18-29 accounted for 39% of all Outside SF arrests, with subjects aged 30-39 accounting for 28%.

Age	Q3 2020 Arrests	% of Total
Under 18	2	3%
18-29	28	39%
30-39	20	28%
40-49	13	18%
50-59	8	11%
60+	0	0%
Unknown Age	0	0%
<b>Total</b>	<b>71</b>	<b>100%</b>



Note: Arrests totals do not include arrests at Airport.

Note: Arrest statistics are extracted from the Person Schema of Crime Data Warehouse via Business Intelligence tools. Search criteria includes results in which Person Type = "Booked" or "Cited."

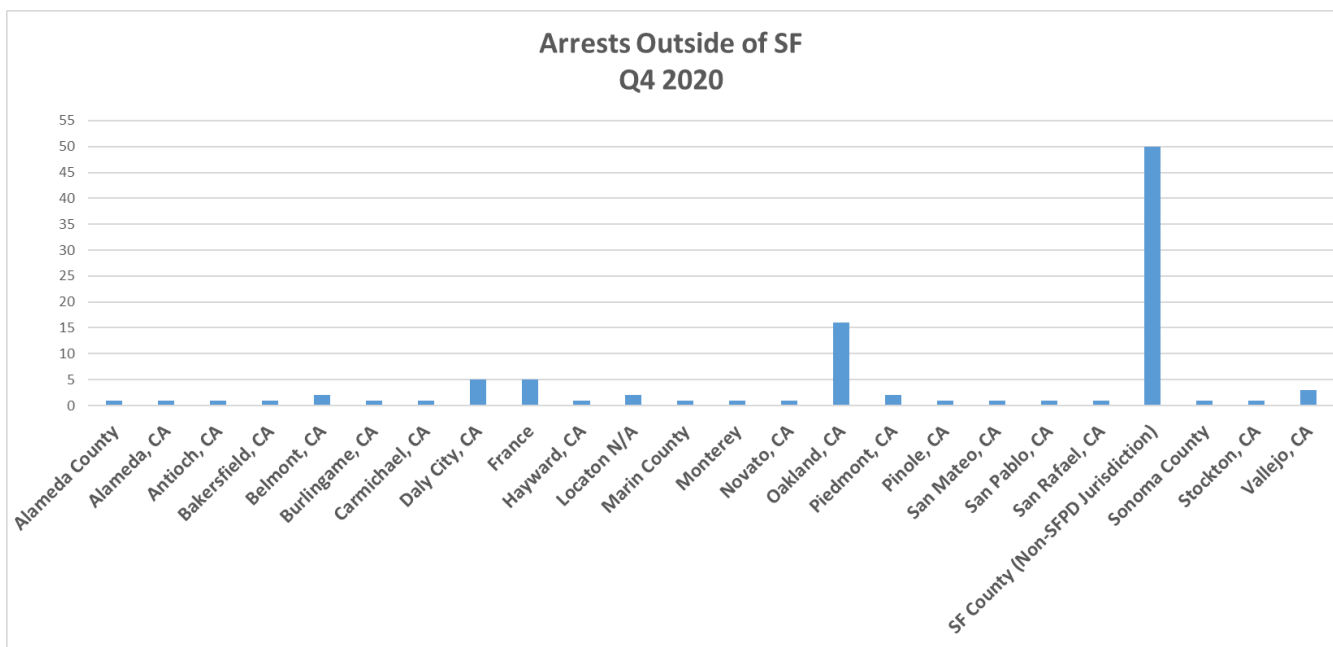


## Outside SF/Unknown

### Arrests by City October – December 2020

Non-SFPD Jurisdiction SF County (UCSF PD, SFSU PD, City College PD, etc.) accounted for 50 of 100 arrests. Oakland (16) accounted for the most arrests outside the city limits.

Location	Q4 2020 Arrests
Alameda County	1
Alameda, CA	1
Antioch, CA	1
Bakersfield, CA	1
Belmont, CA	2
Burlingame, CA	1
Carmichael, CA	1
Daly City, CA	5
France	5
Hayward, CA	1
Locaton N/A	2
Marin County	1
Monterey, CA	1
Novato, CA	1
Oakland, CA	16
Piedmont, CA	2
Pinole, CA	1
San Mateo, CA	1
San Pablo, CA	1
San Rafael, CA	1
SF County (Non-SFPD Jurisdiction)	50
Sonoma County	1
Stockton, CA	1
Vallejo, CA	3
<b>Grand Total</b>	<b>101</b>



<b>AB 953</b>	Assembly Bill 953, also known as the Racial and Identity Profiling Act (RIPA) of 2015; requires CA law enforcement agencies to collect and report demographic data to the California Department of Justice
<b>Administrative Code Chapter 96a</b>	A San Francisco ordinance passed in 2016 that placed specified reporting requirements on the San Francisco Police Department
<b>Bias by proxy</b>	When a civilian racially profiles an individual and calls the police as a result
<b>Cal DOJ</b>	California Department of Justice
<b>CBP</b>	U.S. Customs and Border Protection
<b>CDW</b>	Crime Data Warehouse
<b>City</b>	City and County of San Francisco
<b>CMCR</b>	Critical Mindset Coordinated Response
<b>Department</b>	San Francisco Police Department
<b>DGO</b>	Department General Order
<b>DGO 5.01</b>	SFPD's Department General Order that provides guidelines for the application and reporting of Use of Force
<b>DHR</b>	San Francisco Department of Human Resources
<b>DHS</b>	U.S. Department of Homeland Security
<b>DOJ</b>	U.S. Department of Justice
<b>DPA</b>	Department of Police Accountability

<b>EEO</b>	Equal Employment Opportunity
<b>EIS</b>	Early Intervention System – a system that works to identify officers who could benefit from non-disciplinary intervention and designed to improve the performance of officers through coaching, training, and professional development
<b>ERIW</b>	Extended Range Impact Weapons
<b>ICE</b>	U.S. Immigration and Customs Enforcement
<b>K-9</b>	Police Dog (Canine)
<b>OC</b>	Oleoresin Capsicum spray or pepper spray
<b>OIS</b>	Officer Involved Shooting
<b>PRCS</b>	Post Release Community Supervision; used to classify probation and parole searches
<b>RIPA Board</b>	California’s Racial and Identity Profiling Advisory Board; produces an annual report on the past and current status of racial identity profiling and provides recommendations to law enforcement agencies
<b>SDCS</b>	Stop Data Collection System, the tool used to collect stops and search data in compliance with AB953.
<b>SFPD</b>	San Francisco Police Department
<b>Spike Strips</b>	Device used to impede or stop the movement of wheeled vehicles by puncturing their tires
<b>TSA</b>	Transportation Security Administration



## *Safety with Respect*

Prepared by San Francisco Police Department  
Professional Standards and Principled Policing Unit  
January 2021

**Data Sources:** San Francisco Police Department's Crime Data Warehouse, accessed via Business Intelligence Tools; San Francisco Police Department Early Intervention Systems Administrative Investigative Management Database, accessed via Business Intelligence Tools; San Francisco Police Department Airport Bureau, San Francisco Police Department Human Resources; San Francisco Police Department Internal Affairs; San Francisco Department of Emergency Management; San Francisco Department of Public Accountability; California Department of Justice Stop Data Collection System

Q4 2019 and Q4 2020 Use of Force data was queried on January 20, 2020  
Q3 2020 Arrest Data was queried on October 15, 2020



*Safety with Respect*

## **APPENDIX A**

### **SFPD Quarterly Activity & Data Report**

#### **2020 Quarter 4 Report**

#### **Crime Victim Data Reporting**

**WILLIAM SCOTT**  
Chief of Police

On April 12, 2020, Ordinance 40-20 went into effect, amending San Francisco Administrative Code Chapter 96 to include section 96A.5, “Quarterly Crime Victim Data Reporting.” The ordinance mandated that the San Francisco Police Department (SFPD) provide quarterly reports regarding victim demographics across a host of data points, further specifying that the quarterly reports would be due on the first Tuesday in February, May, August and November.

As part of our commitment to the community we serve, SFPD’s Professional Standards and Principled Policing Unit worked diligently and in close coordination with relevant SFPD bureaus to compile the crime victim information required for this report. It bears mentioning here, however, that as noted by the Board of Supervisors’ Budget and Legislative Analyst, SFPD...

...would need to modify the current UCR [Uniform Crime Reports] system if the proposed ordinance required tracking and reporting of the additional crime data at an earlier date than the estimated NIBRS [National Incident-Based Reporting System] implementation date of March 2022. Based on a minimum of two full-time equivalent (FTE) consultants, the Department estimates the minimum cost would be approximately \$960,000. The estimated cost could be higher, based on the actual scope of work needed to modify the current UCR system. (Source: Budget and Legislative Analyst Memo for the February 6, 2020 Government Audit and Oversight Committee Meeting, Feb. 3, 2020, <https://sfgov.legistar.com/View.ashx?M=F&ID=8048232&GUID=24920980-EBBA-4951-95B0-79C2FB993568>)

As no additional funding was allocated to allow for the extraction of this data from our primary records management system, Crime Data Warehouse (CDW), staff worked within the constraints of the current resources to aggregate the needed data from CDW as it stands. As a result, readers must be aware that SFPD data is not structured for this reporting method.

As background, all law enforcement agencies must report the most severe crime under the Uniform Crime Reporting requirements, as stated by the FBI Summary Reporting System manual:

*“In cases where more than one offense occurs in an incident, only the highest ranking Part I offense is counted.”*

## VICTIM DEMOGRAPHIC DATA REPORT

Q4 2020

This “hierarchy rule” has led to the development of a system (born many decades ago), and migrated to the current state, structured for the purpose of counting the “highest ranking” offense. As such, the number of victims of certain crimes is not mandated for reporting by UCR nor is the age, ethnicity, gender or location for any crime. Therefore, detailed demographic and location information for victims is not prepared for capture in this type of report.

For example:

1. An individual can be a victim of multiple crime types in a single reported incident – that person may be counted in each crime type.
2. In a single incident with multiple crimes *and* multiple victims, SFPD summary reporting cannot provide how many people were victim to any individual crime. All victims in the incident show up in each crime.

**Prepared by:** San Francisco Police Department Professional Standards and Principled Policing Unit

**Data Sources:** San Francisco Police Department's Crime Data Warehouse (CDW); San Francisco Police Department Homicide Unit; San Francisco Police Department Special Investigations Division

## VICTIM DEMOGRAPHIC DATA REPORT Q4 2020

### APPENDIX A – SFPD Quarterly Activity & Data Report - Victim Demographic Summary Findings

#### **Aggravated Assault**

The number of victims associated with Aggravated Assault incident reports is down 7.9 percent from Q4 2019 to Q4 2020, and down 14.4 percent when comparing Q1 through Q4 2019 to Q1 through Q4 2020. The most common victim demographic characteristics for Aggravated Assault in Q4 2020 are Hispanic, males, ages 30-39. For Q1-Q4 2020, the most common victim demographic characteristics are Hispanic, males, ages 18-29.

#### **Battery/Other Assault**

The number of victims associated with Battery/Other Assault incident reports is down 24.8 percent from Q4 2019 to Q4 2020, and down 23.8 percent when comparing Q1 through Q4 2019 to Q1 through Q4 2020. The most common victim demographic characteristics for Battery/Other Assault in Q4 2020 are white, males, ages 30-39. The same victim demographic characteristics are highest for Q1 through Q4 2020.

#### **Robbery**

The number of victims associated with Robbery incident reports is down 23.7 percent from Q4 2019 to Q4 2020, and down 17.7 percent when comparing Q1 through Q4 2019 to Q1 through Q4 2020. The most common victim demographic characteristics for Robbery in Q4 2020 are other, males, ages 18-29. The most common victim demographic characteristics for Q1 through Q4 2020 are Hispanic, males, ages 18-29.

#### **Burglary**

The number of victims associated with Burglary incident reports is up 60.9 percent from Q4 2019 to Q4 2020, and up 46.9 percent when comparing Q1 through Q4 2019 to Q1 through Q4 2020. Burglary victim data includes commercial establishments, which are typically entered in the “other” and “unknown” demographic categories. The most common victim demographic characteristics for Burglary in Q4 2020 are white, males, unknown ages. The same victim demographic characteristics are highest for Q1 through Q4 2020.

#### **Larceny Theft**

The number of victims associated with Larceny incident reports is down 51 percent from Q4 2019 to Q4 2020, and down 43.9 percent when comparing Q1 through Q4 2019 to Q1 through Q4 2020. Larceny victim data includes commercial establishments, which are typically entered in the “other” and “unknown” demographic categories. The most common victim demographic characteristics for Larceny in Q3 2020 are other, followed by white, male, ages 30-39. The same victim demographic characteristics are highest for Q1 through Q4 2020.

#### **Motor Vehicle Theft**

The number of victims associated with Motor Vehicle Theft incident reports is up 46.2 percent from Q4 2019 to Q4 2020, and up 38.2 percent when comparing Q1 through Q4 2019 to Q1 through Q4 2020. Motor Vehicle Theft victim data includes commercial establishments, which are typically entered in the “other” and “unknown” demographic categories. The most common victim demographic characteristics for Motor Vehicle Theft in Q4 2020 are others, followed by white, male, ages 30-39. The same victim demographic characteristics are highest for Q1 through Q4 2020.

## VICTIM DEMOGRAPHIC DATA REPORT

Q4 2020

### **Sexual Assault**

The number of victims associated with Sexual Assault incident reports is down 29.4 percent from Q4 2019 to Q4 2020, and down 44.9 percent when comparing Q1 through Q4 2019 to Q1 through Q4 2020. The most common victim demographic characteristics for Sexual Assault in Q4 2020 are Hispanic, female, ages 18-29. White, females, 18-29, are the highest demographic characteristics for Q1-Q4 2020.

### **Vandalism**

The number of victims associated with Vandalism incident reports is down 9.4 percent from Q4 2019 to Q4 2020, and down 6.4 percent when comparing Q1 through Q4 2019 to Q1 through Q4 2020. Vandalism victim data includes commercial establishments, which are typically entered in the “other” and “unknown” demographic categories. The most common victim demographic characteristics for Vandalism in Q3 2020 are other and unknown, followed by white, male, ages 30-39. The same victim demographic characteristics are highest for Q1 through Q4 2020.

### **Domestic Violence**

The number of victims associated with Domestic Violence incident reports is down 14.4 percent from Q4 2019 to Q4 2020, and down 16.9 percent when comparing Q1 through Q4 2019 to Q1 through Q4 2020. The most common victim demographic characteristics for Domestic Violence in Q4 2020 are Hispanic, female, ages 30-39. The victim demographic characteristics highest for Q1 through Q4 2020 are black, females, ages 30-39.

### **Homicide**

The number of Homicide victims is down from 12 in Q4 2019 to 11 in Q4 2020 (8.3 percent), and up 17.1 percent when comparing Q1 through Q4 2019 to Q1 through Q4 2020. The most common victim demographic characteristics for Homicide in Q4 2020 are black, males, ages 30-39. The most common victim demographic characteristics for Q1-Q4 2020 are black, males, ages 18-29.

### **Elder Abuse**

The number of victims associated with Elder Abuse incident reports is down 10.2 percent from Q4 2019 to Q4 2020, and down 6.2 percent when comparing Q1 through Q4 2019 to Q1 through Q4 2020. The most common victim demographic characteristics for Elder Abuse in Q4 2020 are white, males, ages 65 or older. The same victim demographic characteristics are highest for Q1 through Q4 2020.

### **Child Abuse**

The number of victims associated with Child Abuse incident reports is down 11.2 percent from Q4 2019 to Q4 2020, and down 26.4 percent when comparing Q1 through Q4 2019 to Q1 through Q4 2020. The most common victim demographic characteristics for Child Abuse in Q4 2020 are Hispanic, female, under 18 years old. The same victim demographic characteristics are highest for Q1 through Q3 2020.

### **Hate Crime**

The number of victims associated with Hate Crime incident reports is up from six in Q4 2019 to 17 in Q4 2020, and down from 83 during Q1 through Q4 2019 to 56 during Q1 through Q4 2020. The most common victim demographic characteristics for Hate Crime in Q4 2020 are Hispanic, male or female, ages 18-49. For Q1 through Q4 2020, the most common victim demographics are white, female, ages 60+. The most prevalent bias motivation during Q4 2020 was anti-Hispanic. The most prevalent bias motivation during Q1-Q4 2020 was anti-black.



VICTIM DEMOGRAPHIC DATA REPORT  
Q4 2020

AGGRAVATED ASSAULT		PERSON COUNT							PERSON COUNT
DISTRICT	DISTRICT	American Indian or Alaskan Native	Asian or Pacific Islander	Black	Hispanic or Latin	OTHERS	Unknown	White	
A	Central		12	12	23	10	2	32	91
B	Southern		8	30	27	2	4	44	115
C	Bayview	1	16	58	55	16	10	24	180
D	Mission	1	3	10	50	11		32	107
E	Northern	3	8	19	21	10	3	34	98
F	Park			1		1	1	11	14
G	Richmond		8		2	3		15	28
H	Ingleside		29	27	54	13	12	29	164
I	Taraval		8	5	13	3	3	6	38
J	Tenderloin	1	6	38	38	9	6	37	135
X	Out of SF		1		1			2	4
Grand Total		6	99	200	284	78	41	266	974

AGGRAVATED ASSAULT		PERSON COUNT							PERSON COUNT
DISTRICT	DISTRICT	American Indian or Alaskan Native	Asian or Pacific Islander	Black	Hispanic or Latin	OTHERS	Unknown	White	
A	Central		1.2%	1.2%	2.4%	1.0%	0.2%	3.3%	9.3%
B	Southern		0.8%	3.1%	2.8%	0.2%	0.4%	4.5%	11.8%
C	Bayview	0.1%	1.6%	6.0%	5.6%	1.6%	1.0%	2.5%	18.5%
D	Mission	0.1%	0.3%	1.0%	5.1%	1.1%		3.3%	11.0%
E	Northern	0.3%	0.8%	2.0%	2.2%	1.0%	0.3%	3.5%	10.1%
F	Park			0.1%		0.1%	0.1%	1.1%	1.4%
G	Richmond		0.8%		0.2%	0.3%		1.5%	2.9%
H	Ingleside		3.0%	2.8%	5.5%	1.3%	1.2%	3.0%	16.8%
I	Taraval		0.8%	0.5%	1.3%	0.3%	0.3%	0.6%	3.9%
J	Tenderloin	0.1%	0.6%	3.9%	3.9%	0.9%	0.6%	3.8%	13.9%
X	Out of SF		0.1%		0.1%			0.2%	0.4%
Grand Total		0.6%	10.2%	20.5%	29.2%	8.0%	4.2%	27.3%	100.0%

AGGRAVATED ASSAULT		PERSON COUNT							PERSON COUNT
DISTRICT	DISTRICT	0-17	18-29	30-39	40-49	50-59	60+	Unknown	
A	Central	2	25	21	14	8	9	12	91
B	Southern	5	22	26	23	24	10	5	115
C	Bayview	12	47	38	35	15	11	22	180
D	Mission	1	23	28	18	17	8	12	107
E	Northern	1	22	24	16	14	9	12	98
F	Park		3	6	1	3		1	14
G	Richmond		6	3	8	3	3	5	28
H	Ingleside	11	30	35	29	14	22	23	164
I	Taraval	4	9	11	4	1	4	5	38
J	Tenderloin	4	32	31	21	23	9	15	135
X	Out of SF	1	1			1	1		4
Grand Total		41	220	223	169	123	86	112	974

VICTIM DEMOGRAPHIC DATA REPORT  
Q4 2020

AGGRAVATED ASSAULT		PERSON COUNT							PERSON COUNT
DISTRICT	DISTRICT	0-17	18-29	30-39	40-49	50-59	60+	Unknown	
A	Central	0.2%	2.6%	2.2%	1.4%	0.8%	0.9%	1.2%	9.3%
B	Southern	0.5%	2.3%	2.7%	2.4%	2.5%	1.0%	0.5%	11.8%
C	Bayview	1.2%	4.8%	3.9%	3.6%	1.5%	1.1%	2.3%	18.5%
D	Mission	0.1%	2.4%	2.9%	1.8%	1.7%	0.8%	1.2%	11.0%
E	Northern	0.1%	2.3%	2.5%	1.6%	1.4%	0.9%	1.2%	10.1%
F	Park		0.3%	0.6%	0.1%	0.3%		0.1%	1.4%
G	Richmond		0.6%	0.3%	0.8%	0.3%	0.3%	0.5%	2.9%
H	Ingleside	1.1%	3.1%	3.6%	3.0%	1.4%	2.3%	2.4%	16.8%
I	Taraval	0.4%	0.9%	1.1%	0.4%	0.1%	0.4%	0.5%	3.9%
J	Tenderloin	0.4%	3.3%	3.2%	2.2%	2.4%	0.9%	1.5%	13.9%
X	Out of SF	0.1%	0.1%			0.1%	0.1%		0.4%
Grand Total		4.2%	22.6%	22.9%	17.4%	12.6%	8.8%	11.5%	100.0%

AGGRAVATED ASSAULT		PERSON COUNT				PERSON COUNT
DISTRICT	DISTRICT	Female	Male	OTHERS	Unknown	
A	Central	21	62	8		91
B	Southern	37	75	2	1	115
C	Bayview	58	105	14	3	180
D	Mission	22	75	10		107
E	Northern	22	65	10	1	98
F	Park	7	6	1		14
G	Richmond	10	15	3		28
H	Ingleside	57	93	11	3	164
I	Taraval	17	18	3		38
J	Tenderloin	28	97	10		135
X	Out of SF	3	1			4
Grand Total		282	612	72	8	974

AGGRAVATED ASSAULT		PERSON COUNT				PERSON COUNT
DISTRICT	DISTRICT	Female	Male	OTHERS	Unknown	
A	Central	2.2%	6.4%	0.8%		9.3%
B	Southern	3.8%	7.7%	0.2%	0.1%	11.8%
C	Bayview	6.0%	10.8%	1.4%	0.3%	18.5%
D	Mission	2.3%	7.7%	1.0%		11.0%
E	Northern	2.3%	6.7%	1.0%	0.1%	10.1%
F	Park	0.7%	0.6%	0.1%		1.4%
G	Richmond	1.0%	1.5%	0.3%		2.9%
H	Ingleside	5.9%	9.5%	1.1%	0.3%	16.8%
I	Taraval	1.7%	1.8%	0.3%		3.9%
J	Tenderloin	2.9%	10.0%	1.0%		13.9%
X	Out of SF	0.3%	0.1%			0.4%
Grand Total		29.0%	62.8%	7.4%	0.8%	100.0%

VICTIM DEMOGRAPHIC DATA REPORT

Q4 2020

AGGRAVATED ASSAULT	PERSON COUNT							PERSON COUNT
	American Indian or Alaskan Native	Asian or Pacific Islander	Black	Hispanic or Latin	OTHERS	Unknown	White	
Q4 2019	8	129	227	268	67	50	309	1058
Q4 2020	6	99	200	284	78	41	266	974
Difference	-2	-30	-27	16	11	-9	-43	-84
% Change	-25.0%	-23.3%	-11.9%	6.0%	16.4%	-18.0%	-13.9%	-7.9%

AGGRAVATED ASSAULT	PERSON COUNT							PERSON COUNT
	0-17	18-29	30-39	40-49	50-59	60+	Unknown	
Q4 2019	59	272	230	181	128	105	83	1058
Q4 2020	41	220	223	169	123	86	112	974
Difference	-18	-52	-7	-12	-5	-19	29	-84
% Change	-30.5%	-19.1%	-3.0%	-6.6%	-3.9%	-18.1%	34.9%	-7.9%

AGGRAVATED ASSAULT	PERSON COUNT					PERSON COUNT
	Female	Male	Nonbinary	OTHERS	Unknown	
Q4 2019	315	672	2	65	4	1058
Q4 2020	282	612	0	72	8	974
Difference	-33	-60	-2	7	4	-84
% Change	-10.5%	-8.9%	-100.0%	10.8%	100.0%	-7.9%

VICTIM DEMOGRAPHIC DATA REPORT  
Q4 2020

BATTERY/OTHER ASSAULT		PERSON COUNT							PERSON COUNT
DISTRICT	DISTRICT	American Indian or Alaskan Native	Asian or Pacific Islander	Black	Hispanic or Latin	OTHERS	Unknown	White	
A	Central		14	30	33	11	10	54	152
B	Southern	2	20	37	18	10	10	47	144
C	Bayview		12	48	62	4	2	13	141
D	Mission		15	27	101	9	5	57	214
E	Northern		25	19	22	7	10	39	122
F	Park	1	4	6			2	16	29
G	Richmond		8	3	4	1	2	12	30
H	Ingleside	1	16	17	49	4	4	22	113
I	Taraval		13	16	18	6	3	25	81
J	Tenderloin	1	18	56	43	11	5	66	200
X	Out of SF		2	6	2	1	1	3	15
Grand Total		5	147	265	352	64	54	354	1241

BATTERY/OTHER ASSAULT		PERSON COUNT							PERSON COUNT
DISTRICT	DISTRICT	American Indian or Alaskan Native	Asian or Pacific Islander	Black	Hispanic or Latin	OTHERS	Unknown	White	
A	Central		1.1%	2.4%	2.7%	0.9%	0.8%	4.4%	12.2%
B	Southern	0.2%	1.6%	3.0%	1.5%	0.8%	0.8%	3.8%	11.6%
C	Bayview		1.0%	3.9%	5.0%	0.3%	0.2%	1.0%	11.4%
D	Mission		1.2%	2.2%	8.1%	0.7%	0.4%	4.6%	17.2%
E	Northern		2.0%	1.5%	1.8%	0.6%	0.8%	3.1%	9.8%
F	Park	0.1%	0.3%	0.5%			0.2%	1.3%	2.3%
G	Richmond		0.6%	0.2%	0.3%	0.1%	0.2%	1.0%	2.4%
H	Ingleside	0.1%	1.3%	1.4%	3.9%	0.3%	0.3%	1.8%	9.1%
I	Taraval		1.0%	1.3%	1.5%	0.5%	0.2%	2.0%	6.5%
J	Tenderloin	0.1%	1.5%	4.5%	3.5%	0.9%	0.4%	5.3%	16.1%
X	Out of SF		0.2%	0.5%	0.2%	0.1%	0.1%	0.2%	1.2%
Grand Total		0.4%	11.8%	21.4%	28.4%	5.2%	4.4%	28.5%	100.0%

BATTERY/OTHER ASSAULT		PERSON COUNT							PERSON COUNT
DISTRICT	DISTRICT	0-17	18-29	30-39	40-49	50-59	60+	Unknown	
A	Central	8	35	35	18	24	14	18	152
B	Southern	3	38	36	23	16	15	13	144
C	Bayview	13	34	35	23	18	13	5	141
D	Mission	18	34	65	39	24	19	15	214
E	Northern	3	26	27	23	10	19	14	122
F	Park	1	5	7	8	3	4	1	29
G	Richmond		6	6	7	5	4	2	30
H	Ingleside	12	18	33	17	16	11	6	113
I	Taraval	5	21	18	10	8	13	6	81
J	Tenderloin	8	31	52	39	38	18	14	200
X	Out of SF	3	2	4	4			2	15
Grand Total		74	250	318	211	162	130	96	1241

VICTIM DEMOGRAPHIC DATA REPORT  
Q4 2020

BATTERY/OTHER ASSAULT		PERSON COUNT								PERSON COUNT
DISTRICT	DISTRICT	0-17	18-29	30-39	40-49	50-59	60+	Unknown		
A	Central	0.6%	2.8%	2.8%	1.5%	1.9%	1.1%	1.5%		12.2%
B	Southern	0.2%	3.1%	2.9%	1.9%	1.3%	1.2%	1.0%		11.6%
C	Bayview	1.0%	2.7%	2.8%	1.9%	1.5%	1.0%	0.4%		11.4%
D	Mission	1.5%	2.7%	5.2%	3.1%	1.9%	1.5%	1.2%		17.2%
E	Northern	0.2%	2.1%	2.2%	1.9%	0.8%	1.5%	1.1%		9.8%
F	Park	0.1%	0.4%	0.6%	0.6%	0.2%	0.3%	0.1%		2.3%
G	Richmond		0.5%	0.5%	0.6%	0.4%	0.3%	0.2%		2.4%
H	Ingleside	1.0%	1.5%	2.7%	1.4%	1.3%	0.9%	0.5%		9.1%
I	Taraval	0.4%	1.7%	1.5%	0.8%	0.6%	1.0%	0.5%		6.5%
J	Tenderloin	0.6%	2.5%	4.2%	3.1%	3.1%	1.5%	1.1%		16.1%
X	Out of SF	0.2%	0.2%	0.3%	0.3%			0.2%		1.2%
Grand Total		6.0%	20.1%	25.6%	17.0%	13.1%	10.5%	7.7%		100.0%

BATTERY/OTHER ASSAULT		PERSON COUNT					PERSON COUNT
DISTRICT	DISTRICT	Female	Male	Nonbinary	OTHERS	Unknown	
A	Central	50	92		10		152
B	Southern	50	84		10		144
C	Bayview	78	58		4	1	141
D	Mission	81	127		6		214
E	Northern	55	59		7	1	122
F	Park	14	14			1	29
G	Richmond	12	17		1		30
H	Ingleside	66	43		4		113
I	Taraval	44	32		5		81
J	Tenderloin	81	108		10	1	200
X	Out of SF	8	6		1		15
Grand Total		539	640	0	58	4	1241

BATTERY/OTHER ASSAULT		PERSON COUNT					PERSON COUNT
DISTRICT	DISTRICT	Female	Male	Nonbinary	OTHERS	Unknown	
A	Central	4.0%	7.4%		0.8%		12.2%
B	Southern	4.0%	6.8%		0.8%		11.6%
C	Bayview	6.3%	4.7%		0.3%	0.1%	11.4%
D	Mission	6.5%	10.2%		0.5%		17.2%
E	Northern	4.4%	4.8%		0.6%	0.1%	9.8%
F	Park	1.1%	1.1%			0.1%	2.3%
G	Richmond	1.0%	1.4%		0.1%		2.4%
H	Ingleside	5.3%	3.5%		0.3%		9.1%
I	Taraval	3.5%	2.6%		0.4%		6.5%
J	Tenderloin	6.5%	8.7%		0.8%	0.1%	16.1%
X	Out of SF	0.6%	0.5%		0.1%		1.2%
Grand Total		43.4%	51.6%	0.0%	4.7%	0.3%	100.0%

VICTIM DEMOGRAPHIC DATA REPORT  
Q4 2020

BATTERY/OTHER ASSAULT	PERSON COUNT							PERSON COUNT
	American Indian or Alaskan Native	Asian or Pacific Islander	Black	Hispanic or Latin	OTHERS	Unknown	White	
Q4 2019	16	209	332	364	103	99	528	1651
Q4 2020	5	147	265	352	64	54	354	1241
Difference	-11	-62	-67	-12	-39	-45	-174	-410
% Change	-68.8%	-29.7%	-20.2%	-3.3%	-37.9%	-45.5%	-33.0%	-24.8%

BATTERY/OTHER ASSAULT	PERSON COUNT							PERSON COUNT
	0-17	18-29	30-39	40-49	50-59	60+	Unknown	
Q4 2019	122	358	413	237	243	171	107	1651
Q4 2020	74	250	318	211	162	130	96	1241
Difference	-48	-108	-95	-26	-81	-41	-11	-410
% Change	-39.3%	-30.2%	-23.0%	-11.0%	-33.3%	-24.0%	-10.3%	-24.8%

BATTERY/OTHER ASSAULT	PERSON COUNT					PERSON COUNT
	Female	Male	Nonbinary	OTHERS	Unknown	
Q4 2019	715	845	2	89	0	1651
Q4 2020	539	640	0	58	4	1241
Difference	-176	-205	-2	-31	4	-410
% Change	-24.6%	-24.3%	-100.0%	-34.8%	not calc	-24.8%

VICTIM DEMOGRAPHIC DATA REPORT  
Q4 2020

ROBBERY		PERSON COUNT							PERSON COUNT
DISTRICT	DISTRICT	American Indian or Alaskan Native	Asian or Pacific Islander	Black	Hispanic or Latin	OTHERS	Unknown	White	
A	Central	1	37	8	16	60	4	25	151
B	Southern		8	9	17	13	3	28	78
C	Bayview	2	22	14	40	25	8	9	120
D	Mission		18	5	66	29	3	28	149
E	Northern	2	31	16	14	34	7	41	145
F	Park	1	2	2	1	5	2	6	19
G	Richmond	3	24	1	3	19	3	21	74
H	Ingleside	2	41	5	35	26	5	9	123
I	Taraval		13	1	10	4	2	3	33
J	Tenderloin	5	14	18	27	18	6	20	108
X	Out of SF		1	1	1			1	4
Grand Total		16	211	80	230	233	43	191	1004

ROBBERY		PERSON COUNT							PERSON COUNT
DISTRICT	DISTRICT	American Indian or Alaskan Native	Asian or Pacific Islander	Black	Hispanic or Latin	OTHERS	Unknown	White	
A	Central	0.1%	3.7%	0.8%	1.6%	6.0%	0.4%	2.5%	15.0%
B	Southern		0.8%	0.9%	1.7%	1.3%	0.3%	2.8%	7.8%
C	Bayview	0.2%	2.2%	1.4%	4.0%	2.5%	0.8%	0.9%	12.0%
D	Mission		1.8%	0.5%	6.6%	2.9%	0.3%	2.8%	14.8%
E	Northern	0.2%	3.1%	1.6%	1.4%	3.4%	0.7%	4.1%	14.4%
F	Park	0.1%	0.2%	0.2%	0.1%	0.5%	0.2%	0.6%	1.9%
G	Richmond	0.3%	2.4%	0.1%	0.3%	1.9%	0.3%	2.1%	7.4%
H	Ingleside	0.2%	4.1%	0.5%	3.5%	2.6%	0.5%	0.9%	12.3%
I	Taraval		1.3%	0.1%	1.0%	0.4%	0.2%	0.3%	3.3%
J	Tenderloin	0.5%	1.4%	1.8%	2.7%	1.8%	0.6%	2.0%	10.8%
X	Out of SF		0.1%	0.1%	0.1%			0.1%	0.4%
Grand Total		1.6%	21.0%	8.0%	22.9%	23.2%	4.3%	19.0%	100.0%

ROBBERY		PERSON COUNT							PERSON COUNT
DISTRICT	DISTRICT	0-17	18-29	30-39	40-49	50-59	60+	Unknown	
A	Central		35	21	12	17	6	60	151
B	Southern	2	25	10	13	7	8	13	78
C	Bayview	7	36	30	13	13	7	14	120
D	Mission	13	29	35	17	19	8	28	149
E	Northern	1	27	37	19	11	14	36	145
F	Park		7	3	1	1	4	3	19
G	Richmond	2	14	11	10	8	8	21	74
H	Ingleside	9	20	27	11	10	19	27	123
I	Taraval		10	9	3	5	3	3	33
J	Tenderloin	5	33	21	11	10	9	19	108
X	Out of SF		2	1		1			4
Grand Total		39	238	205	110	102	86	224	1004

VICTIM DEMOGRAPHIC DATA REPORT  
Q4 2020

ROBBERY		PERSON COUNT							PERSON COUNT
DISTRICT	DISTRICT	0-17	18-29	30-39	40-49	50-59	60+	Unknown	
A	Central		3.5%	2.1%	1.2%	1.7%	0.6%	6.0%	15.0%
B	Southern	0.2%	2.5%	1.0%	1.3%	0.7%	0.8%	1.3%	7.8%
C	Bayview	0.7%	3.6%	3.0%	1.3%	1.3%	0.7%	1.4%	12.0%
D	Mission	1.3%	2.9%	3.5%	1.7%	1.9%	0.8%	2.8%	14.8%
E	Northern	0.1%	2.7%	3.7%	1.9%	1.1%	1.4%	3.6%	14.4%
F	Park		0.7%	0.3%	0.1%	0.1%	0.4%	0.3%	1.9%
G	Richmond	0.2%	1.4%	1.1%	1.0%	0.8%	0.8%	2.1%	7.4%
H	Ingleside	0.9%	2.0%	2.7%	1.1%	1.0%	1.9%	2.7%	12.3%
I	Taraval		1.0%	0.9%	0.3%	0.5%	0.3%	0.3%	3.3%
J	Tenderloin	0.5%	3.3%	2.1%	1.1%	1.0%	0.9%	1.9%	10.8%
X	Out of SF		0.2%	0.1%		0.1%			0.4%
Grand Total		3.9%	23.7%	20.4%	11.0%	10.2%	8.6%	22.3%	100.0%

ROBBERY		PERSON COUNT					PERSON
DISTRICT	DISTRICT	Female	Male	Nonbinary	OTHERS	Unknown	
A	Central	41	51		59		151
B	Southern	20	45		13		78
C	Bayview	33	62		25		120
D	Mission	38	81	1	29		149
E	Northern	54	56		32	3	145
F	Park	4	10		5		19
G	Richmond	32	23		19		74
H	Ingleside	43	53		26	1	123
I	Taraval	14	15		4		33
J	Tenderloin	27	63		18		108
X	Out of SF	4					4
Grand Total		310	459	1	230	4	1004

ROBBERY		PERSON COUNT					PERSON
DISTRICT	DISTRICT	Female	Male	Nonbinary	OTHERS	Unknown	
A	Central	4.1%	5.1%		5.9%		15.0%
B	Southern	2.0%	4.5%		1.3%		7.8%
C	Bayview	3.3%	6.2%		2.5%		12.0%
D	Mission	3.8%	8.1%	0.1%	2.9%		14.8%
E	Northern	5.4%	5.6%		3.2%	0.3%	14.4%
F	Park	0.4%	1.0%		0.5%		1.9%
G	Richmond	3.2%	2.3%		1.9%		7.4%
H	Ingleside	4.3%	5.3%		2.6%	0.1%	12.3%
I	Taraval	1.4%	1.5%		0.4%		3.3%
J	Tenderloin	2.7%	6.3%		1.8%		10.8%
X	Out of SF	0.4%					0.4%
Grand Total		30.9%	45.7%	0.1%	22.9%	0.4%	100.0%



VICTIM DEMOGRAPHIC DATA REPORT

Q4 2020

ROBBERY	PERSON COUNT							PERSON COUNT
	American Indian or Alaskan Native	Asian or Pacific Islander	Black	Hispanic or Latin	OTHERS	Unknown	White	
Q4 2019	17	275	118	309	222	56	319	1316
Q4 2020	16	211	80	230	233	43	191	1004
Difference	-1	-64	-38	-79	11	-13	-128	-312
% Change	-5.9%	-23.3%	-32.2%	-25.6%	5.0%	-23.2%	-40.1%	-23.7%

ROBBERY	PERSON COUNT							PERSON COUNT
	0-17	18-29	30-39	40-49	50-59	60+	Unknown	
Q4 2019	92	357	281	148	122	104	212	1316
Q4 2020	39	238	205	110	102	86	224	1004
Difference	-53	-119	-76	-38	-20	-18	12	-312
% Change	-57.6%	-33.3%	-27.0%	-25.7%	-16.4%	-17.3%	5.7%	-23.7%

ROBBERY	PERSON COUNT					PERSON COUNT
	Female	Male	Nonbinary	OTHERS	Unknown	
Q4 2019	420	671	3	220	2	1316
Q4 2020	310	459	1	230	4	1004
Difference	-110	-212	-2	10	2	-312
% Change	-26.2%	-31.6%	-66.7%	4.5%	100.0%	-23.7%

VICTIM DEMOGRAPHIC DATA REPORT  
Q4 2020

BURGLARY		PERSON COUNT							PERSON COUNT
DISTRICT	DISTRICT	American Indian or Alaskan Native	Asian or Pacific Islander	Black	Hispanic or Latin	OTHERS	Unknown	White	
A	Central	1	46	6	15	171	19	103	361
B	Southern	2	29	13	19	124	24	105	316
C	Bayview	1	39	12	4	46	5	49	156
D	Mission	5	35	8	29	90	17	153	337
E	Northern	1	45	5	10	165	42	247	515
F	Park	3	17	3	9	47	27	196	302
G	Richmond	4	74	1	4	77	20	174	354
H	Ingleside	2	69	4	27	39	12	105	258
I	Taraval	3	90	8	11	44	18	120	294
J	Tenderloin	1	9	9	7	62	16	21	125
X	Out of SF					5		6	11
Grand Total		23	453	69	135	870	200	1279	3029

BURGLARY		PERSON COUNT							PERSON COUNT
DISTRICT	DISTRICT	American Indian or Alaskan Native	Asian or Pacific Islander	Black	Hispanic or Latin	OTHERS	Unknown	White	
A	Central	0.0%	1.5%	0.2%	0.5%	5.6%	0.6%	3.4%	11.9%
B	Southern	0.1%	1.0%	0.4%	0.6%	4.1%	0.8%	3.5%	10.4%
C	Bayview	0.0%	1.3%	0.4%	0.1%	1.5%	0.2%	1.6%	5.2%
D	Mission	0.2%	1.2%	0.3%	1.0%	3.0%	0.6%	5.1%	11.1%
E	Northern	0.0%	1.5%	0.2%	0.3%	5.4%	1.4%	8.2%	17.0%
F	Park	0.1%	0.6%	0.1%	0.3%	1.6%	0.9%	6.5%	10.0%
G	Richmond	0.1%	2.4%	0.0%	0.1%	2.5%	0.7%	5.7%	11.7%
H	Ingleside	0.1%	2.3%	0.1%	0.9%	1.3%	0.4%	3.5%	8.5%
I	Taraval	0.1%	3.0%	0.3%	0.4%	1.5%	0.6%	4.0%	9.7%
J	Tenderloin	0.0%	0.3%	0.3%	0.2%	2.0%	0.5%	0.7%	4.1%
X	Out of SF					0.2%		0.2%	0.4%
Grand Total		0.8%	15.0%	2.3%	4.5%	28.7%	6.6%	42.2%	100.0%

BURGLARY		PERSON COUNT							PERSON COUNT
DISTRICT	DISTRICT	0-17	18-29	30-39	40-49	50-59	60+	Unknown	
A	Central	3	50	42	37	33	25	171	361
B	Southern	2	41	54	45	24	21	129	316
C	Bayview	2	14	22	32	18	21	47	156
D	Mission	8	31	84	64	39	25	86	337
E	Northern	9	62	105	67	64	55	153	515
F	Park	3	58	61	51	54	36	39	302
G	Richmond	4	24	63	76	77	43	67	354
H	Ingleside	19	24	57	53	35	38	32	258
I	Taraval	11	36	63	48	45	51	40	294
J	Tenderloin		9	15	16	13	10	62	125
X	Out of SF		1	7		1		2	11
Grand Total		61	350	573	489	403	325	828	3029

VICTIM DEMOGRAPHIC DATA REPORT  
Q4 2020

BURGLARY		PERSON COUNT								PERSON COUNT
DISTRICT	DISTRICT	0-17	18-29	30-39	40-49	50-59	60+	Unknown		
A	Central	0.1%	1.7%	1.4%	1.2%	1.1%	0.8%	5.6%		11.9%
B	Southern	0.1%	1.4%	1.8%	1.5%	0.8%	0.7%	4.3%		10.4%
C	Bayview	0.1%	0.5%	0.7%	1.1%	0.6%	0.7%	1.6%		5.2%
D	Mission	0.3%	1.0%	2.8%	2.1%	1.3%	0.8%	2.8%		11.1%
E	Northern	0.3%	2.0%	3.5%	2.2%	2.1%	1.8%	5.1%		17.0%
F	Park	0.1%	1.9%	2.0%	1.7%	1.8%	1.2%	1.3%		10.0%
G	Richmond	0.1%	0.8%	2.1%	2.5%	2.5%	1.4%	2.2%		11.7%
H	Ingleside	0.6%	0.8%	1.9%	1.7%	1.2%	1.3%	1.1%		8.5%
I	Taraval	0.4%	1.2%	2.1%	1.6%	1.5%	1.7%	1.3%		9.7%
J	Tenderloin		0.3%	0.5%	0.5%	0.4%	0.3%	2.0%		4.1%
X	Out of SF		0.0%	0.2%		0.0%		0.1%		0.4%
Grand Total		2.0%	11.6%	18.9%	16.1%	13.3%	10.7%	27.3%		100.0%

BURGLARY		PERSON COUNT					PERSON COUNT
DISTRICT	DISTRICT	Female	Male	Nonbinary	OTHERS	Unknown	
A	Central	69	128		159	5	361
B	Southern	45	140		120	11	316
C	Bayview	30	80		45	1	156
D	Mission	83	172		82		337
E	Northern	121	242	2	144	6	515
F	Park	87	177		33	5	302
G	Richmond	102	192		59	1	354
H	Ingleside	91	138		28	1	258
I	Taraval	86	172		36		294
J	Tenderloin	13	50		62		125
X	Out of SF	4	6		1		11
Grand Total		731	1497	2	769	30	3029

BURGLARY		PERSON COUNT					PERSON COUNT
DISTRICT	DISTRICT	Female	Male	Nonbinary	OTHERS	Unknown	
A	Central	2.3%	4.2%		5.2%	0.2%	11.9%
B	Southern	1.5%	4.6%		4.0%	0.4%	10.4%
C	Bayview	1.0%	2.6%		1.5%	0.0%	5.2%
D	Mission	2.7%	5.7%		2.7%		11.1%
E	Northern	4.0%	8.0%	0.1%	4.8%	0.2%	17.0%
F	Park	2.9%	5.8%		1.1%	0.2%	10.0%
G	Richmond	3.4%	6.3%		1.9%	0.0%	11.7%
H	Ingleside	3.0%	4.6%		0.9%	0.0%	8.5%
I	Taraval	2.8%	5.7%		1.2%		9.7%
J	Tenderloin	0.4%	1.7%		2.0%		4.1%
X	Out of SF	0.1%	0.2%		0.0%		0.4%
Grand Total		24.1%	49.4%	0.1%	25.4%	1.0%	100.0%

VICTIM DEMOGRAPHIC DATA REPORT  
Q4 2020

BURGLARY	PERSON COUNT							PERSON COUNT
	American Indian or Alaskan Native	Asian or Pacific Islander	Black	Hispanic or Latin	OTHERS	Unknown	White	
Q4 2019	17	308	75	126	612	107	638	1883
Q4 2020	23	453	69	135	870	200	1279	3029
Difference	6	145	-6	9	258	93	641	1146
% Change	35.3%	47.1%	-8.0%	7.1%	42.2%	86.9%	100.5%	60.9%

BURGLARY	PERSON COUNT							PERSON COUNT
	0-17	18-29	30-39	40-49	50-59	60+	Unknown	
Q4 2019	25	250	326	272	229	208	573	1883
Q4 2020	61	350	573	489	403	325	828	3029
Difference	36	100	247	217	174	117	255	1146
% Change	144.0%	40.0%	75.8%	79.8%	76.0%	56.3%	44.5%	60.9%

BURGLARY	PERSON COUNT					PERSON COUNT
	Female	Male	Nonbinary	OTHERS	Unknown	
Q4 2019	535	782		531	35	1883
Q4 2020	731	1497	2	769	30	3029
Difference	196	715	2	238	-5	1146
% Change	36.6%	91.4%	not calc	44.8%	-14.3%	60.9%

VICTIM DEMOGRAPHIC DATA REPORT  
Q4 2020

LARCENY THEFT		PERSON COUNT							PERSON COUNT
DISTRICT	DISTRICT	American Indian or Alaskan Native	Asian or Pacific Islander	Black	Hispanic or Latin	OTHERS	Unknown	White	
A	Central	4	185	81	194	749	55	405	1673
B	Southern	2	73	48	58	223	38	150	592
C	Bayview	1	70	50	48	146	23	102	440
D	Mission	3	56	22	62	229	23	196	591
E	Northern	5	198	45	106	604	65	375	1398
F	Park	3	78	26	61	357	69	221	815
G	Richmond	2	115	20	58	397	46	249	887
H	Ingleside	3	95	33	106	265	20	135	657
I	Taraval	3	110	15	37	228	34	157	584
J	Tenderloin	5	34	37	37	94	22	67	296
X	Out of SF		6	5	3	13	1	9	37
Grand Total		31	1020	382	770	3305	396	2066	7970

LARCENY THEFT		PERSON COUNT							PERSON COUNT
DISTRICT	DISTRICT	American Indian or Alaskan Native	Asian or Pacific Islander	Black	Hispanic or Latin	OTHERS	Unknown	White	
A	Central	0.1%	2.3%	1.0%	2.4%	9.4%	0.7%	5.1%	21.0%
B	Southern	0.0%	0.9%	0.6%	0.7%	2.8%	0.5%	1.9%	7.4%
C	Bayview	0.0%	0.9%	0.6%	0.6%	1.8%	0.3%	1.3%	5.5%
D	Mission	0.0%	0.7%	0.3%	0.8%	2.9%	0.3%	2.5%	7.4%
E	Northern	0.1%	2.5%	0.6%	1.3%	7.6%	0.8%	4.7%	17.5%
F	Park	0.0%	1.0%	0.3%	0.8%	4.5%	0.9%	2.8%	10.2%
G	Richmond	0.0%	1.4%	0.3%	0.7%	5.0%	0.6%	3.1%	11.1%
H	Ingleside	0.0%	1.2%	0.4%	1.3%	3.3%	0.3%	1.7%	8.2%
I	Taraval	0.0%	1.4%	0.2%	0.5%	2.9%	0.4%	2.0%	7.3%
J	Tenderloin	0.1%	0.4%	0.5%	0.5%	1.2%	0.3%	0.8%	3.7%
X	Out of SF		0.1%	0.1%	0.0%	0.2%	0.0%	0.1%	0.5%
Grand Total		0.4%	12.8%	4.8%	9.7%	41.5%	5.0%	25.9%	100.0%

LARCENY THEFT		PERSON COUNT							PERSON COUNT
DISTRICT	DISTRICT	0-17	18-29	30-39	40-49	50-59	60+	Unknown	
A	Central	31	397	347	202	153	88	455	1673
B	Southern	5	134	163	78	61	42	109	592
C	Bayview	2	102	134	66	53	40	43	440
D	Mission	2	125	174	91	63	59	77	591
E	Northern	18	371	359	172	128	112	238	1398
F	Park	14	226	194	105	62	41	173	815
G	Richmond	12	194	220	135	84	78	164	887
H	Ingleside	7	89	175	107	85	80	114	657
I	Taraval	5	105	144	113	75	63	79	584
J	Tenderloin	1	51	78	50	26	30	60	296
X	Out of SF		8	6	4	6	7	6	37
Grand Total		97	1802	1994	1123	796	640	1518	7970

VICTIM DEMOGRAPHIC DATA REPORT  
Q4 2020

LARCENY THEFT		PERSON COUNT								PERSON COUNT
DISTRICT	DISTRICT	0-17	18-29	30-39	40-49	50-59	60+	Unknown		
A	Central	0.4%	5.0%	4.4%	2.5%	1.9%	1.1%	5.7%	21.0%	
B	Southern	0.1%	1.7%	2.0%	1.0%	0.8%	0.5%	1.4%	7.4%	
C	Bayview	0.0%	1.3%	1.7%	0.8%	0.7%	0.5%	0.5%	5.5%	
D	Mission	0.0%	1.6%	2.2%	1.1%	0.8%	0.7%	1.0%	7.4%	
E	Northern	0.2%	4.7%	4.5%	2.2%	1.6%	1.4%	3.0%	17.5%	
F	Park	0.2%	2.8%	2.4%	1.3%	0.8%	0.5%	2.2%	10.2%	
G	Richmond	0.2%	2.4%	2.8%	1.7%	1.1%	1.0%	2.1%	11.1%	
H	Ingleside	0.1%	1.1%	2.2%	1.3%	1.1%	1.0%	1.4%	8.2%	
I	Taraval	0.1%	1.3%	1.8%	1.4%	0.9%	0.8%	1.0%	7.3%	
J	Tenderloin	0.0%	0.6%	1.0%	0.6%	0.3%	0.4%	0.8%	3.7%	
X	Out of SF		0.1%	0.1%	0.1%	0.1%	0.1%	0.1%	0.5%	
Grand Total		1.2%	22.6%	25.0%	14.1%	10.0%	8.0%	19.0%	100.0%	

LARCENY THEFT		PERSON COUNT					PERSON COUNT
DISTRICT	DISTRICT	Female	Male	Nonbinary	OTHERS	Unknown	
A	Central	507	718		440	8	1673
B	Southern	178	308		92	14	592
C	Bayview	148	251		38	3	440
D	Mission	196	316	1	72	6	591
E	Northern	521	644		230	3	1398
F	Park	284	360		165	6	815
G	Richmond	325	396		162	4	887
H	Ingleside	210	333		111	3	657
I	Taraval	203	302		76	3	584
J	Tenderloin	77	160		57	2	296
X	Out of SF	19	14		4		37
Grand Total		2668	3802	1	1447	52	7970

LARCENY THEFT		PERSON COUNT					PERSON COUNT
DISTRICT	DISTRICT	Female	Male	Nonbinary	OTHERS	Unknown	
A	Central	6.4%	9.0%		5.5%	0.1%	21.0%
B	Southern	2.2%	3.9%		1.2%	0.2%	7.4%
C	Bayview	1.9%	3.1%		0.5%	0.0%	5.5%
D	Mission	2.5%	4.0%	0.0%	0.9%	0.1%	7.4%
E	Northern	6.5%	8.1%		2.9%	0.0%	17.5%
F	Park	3.6%	4.5%		2.1%	0.1%	10.2%
G	Richmond	4.1%	5.0%		2.0%	0.1%	11.1%
H	Ingleside	2.6%	4.2%		1.4%	0.0%	8.2%
I	Taraval	2.5%	3.8%		1.0%	0.0%	7.3%
J	Tenderloin	1.0%	2.0%		0.7%	0.0%	3.7%
X	Out of SF	0.2%	0.2%		0.1%		0.5%
Grand Total		33.5%	47.7%	0.0%	18.2%	0.7%	100.0%

VICTIM DEMOGRAPHIC DATA REPORT  
Q4 2020

LARCENY THEFT	PERSON COUNT							PERSON COUNT
	American Indian or Alaskan Native	Asian or Pacific Islander	Black	Hispanic or Latin	OTHERS	Unknown	White	
Q4 2019	55	2651	508	1083	6563	626	4795	16281
Q4 2020	31	1020	382	770	3305	396	2066	7970
Difference	-24	-1631	-126	-313	-3258	-230	-2729	-8311
% Change	-43.6%	-61.5%	-24.8%	-28.9%	-49.6%	-36.7%	-56.9%	-51.0%

LARCENY THEFT	PERSON COUNT							PERSON COUNT
	0-17	18-29	30-39	40-49	50-59	60+	Unknown	
Q4 2019	289	3874	3717	2292	1680	1354	3075	16281
Q4 2020	97	1802	1994	1123	796	640	1518	7970
Difference	-192	-2072	-1723	-1169	-884	-714	-1557	-8311
% Change	-66.4%	-53.5%	-46.4%	-51.0%	-52.6%	-52.7%	-50.6%	-51.0%

LARCENY THEFT	PERSON COUNT					PERSON COUNT
	Female	Male	Nonbinary	OTHERS	Unknown	
Q4 2019	5704	7579	1	2948	49	16281
Q4 2020	2668	3802	1	1447	52	7970
Difference	-3036	-3777	0	-1501	3	-8311
% Change	-53.2%	-49.8%	0.0%	-50.9%	6.1%	-51.0%

VICTIM DEMOGRAPHIC DATA REPORT  
Q4 2020

MOTOR VEHICLE THEFT		PERSON COUNT							PERSON COUNT
DISTRICT	DISTRICT	American Indian or Alaskan Native	Asian or Pacific Islander	Black	Hispanic or Latin	OTHERS	Unknown	White	
A	Central			1	1	139	2	4	147
B	Southern			1	2	112	9	8	132
C	Bayview		1	4	4	296	1	3	309
D	Mission	1	1	1	7	222	1	5	238
E	Northern		1	2	3	192		6	204
F	Park		1			105	1	4	111
G	Richmond		1			138		5	144
H	Ingleside		4		3	267	1	4	279
I	Taraval		2	1	1	231		15	250
J	Tenderloin		2	1	2	70	1	6	82
X	Out of SF			1	1	4		2	8
Grand Total		1	13	12	24	1776	16	62	1904

MOTOR VEHICLE THEFT		PERSON COUNT							PERSON COUNT
DISTRICT	DISTRICT	American Indian or Alaskan Native	Asian or Pacific Islander	Black	Hispanic or Latin	OTHERS	Unknown	White	
A	Central			0.1%	0.1%	7.3%	0.1%	0.2%	7.7%
B	Southern			0.1%	0.1%	5.9%	0.5%	0.4%	6.9%
C	Bayview		0.1%	0.2%	0.2%	15.5%	0.1%	0.2%	16.2%
D	Mission	0.1%	0.1%	0.1%	0.4%	11.7%	0.1%	0.3%	12.5%
E	Northern		0.1%	0.1%	0.2%	10.1%		0.3%	10.7%
F	Park		0.1%			5.5%	0.1%	0.2%	5.8%
G	Richmond		0.1%			7.2%		0.3%	7.6%
H	Ingleside		0.2%		0.2%	14.0%	0.1%	0.2%	14.7%
I	Taraval		0.1%	0.1%	0.1%	12.1%		0.8%	13.1%
J	Tenderloin		0.1%	0.1%	0.1%	3.7%	0.1%	0.3%	4.3%
X	Out of SF			0.1%	0.1%	0.2%		0.1%	0.4%
Grand Total		0.1%	0.7%	0.6%	1.3%	93.3%	0.8%	3.3%	100.0%

MOTOR VEHICLE THEFT		PERSON COUNT							PERSON COUNT
DISTRICT	DISTRICT	0-17	18-29	30-39	40-49	50-59	60+	Unknown	
A	Central		33	33	25	19	24	13	147
B	Southern		23	37	34	16	10	12	132
C	Bayview	1	39	64	69	67	57	12	309
D	Mission		39	62	54	46	26	11	238
E	Northern		43	67	35	29	19	11	204
F	Park		15	31	24	22	17	2	111
G	Richmond		33	36	29	20	22	4	144
H	Ingleside		31	69	57	54	67	1	279
I	Taraval		45	66	53	40	43	3	250
J	Tenderloin		23	20	13	13	6	7	82
X	Out of SF		6	1				1	8
Grand Total		1	330	486	393	326	291	77	1904



VICTIM DEMOGRAPHIC DATA REPORT  
Q4 2020

MOTOR VEHICLE THEFT		PERSON COUNT							PERSON COUNT
DISTRICT	DISTRICT	0-17	18-29	30-39	40-49	50-59	60+	Unknown	
A	Central		1.7%	1.7%	1.3%	1.0%	1.3%	0.7%	7.7%
B	Southern		1.2%	1.9%	1.8%	0.8%	0.5%	0.6%	6.9%
C	Bayview	0.1%	2.0%	3.4%	3.6%	3.5%	3.0%	0.6%	16.2%
D	Mission		2.0%	3.3%	2.8%	2.4%	1.4%	0.6%	12.5%
E	Northern		2.3%	3.5%	1.8%	1.5%	1.0%	0.6%	10.7%
F	Park		0.8%	1.6%	1.3%	1.2%	0.9%	0.1%	5.8%
G	Richmond		1.7%	1.9%	1.5%	1.1%	1.2%	0.2%	7.6%
H	Ingleside		1.6%	3.6%	3.0%	2.8%	3.5%	0.1%	14.7%
I	Taraval		2.4%	3.5%	2.8%	2.1%	2.3%	0.2%	13.1%
J	Tenderloin		1.2%	1.1%	0.7%	0.7%	0.3%	0.4%	4.3%
X	Out of SF		0.3%	0.1%				0.1%	0.4%
Grand Total		0.1%	17.3%	25.5%	20.6%	17.1%	15.3%	4.0%	100.0%

MOTOR VEHICLE THEFT		PERSON COUNT				PERSON COUNT
DISTRICT	DISTRICT	Female	Male	OTHERS	Unknown	
A	Central	4	4	139		147
B	Southern	2	16	111	3	132
C	Bayview	4	9	296		309
D	Mission	8	8	222		238
E	Northern	3	9	192		204
F	Park	1	5	105		111
G	Richmond	2	4	138		144
H	Ingleside	3	9	267		279
I	Taraval	5	14	231		250
J	Tenderloin	4	8	70		82
X	Out of SF	1	3	4		8
Grand Total		37	89	1775	3	1904

MOTOR VEHICLE THEFT		PERSON COUNT				PERSON COUNT
DISTRICT	DISTRICT	Female	Male	OTHERS	Unknown	
A	Central	0.2%	0.2%	7.3%		7.7%
B	Southern	0.1%	0.8%	5.8%	0.2%	6.9%
C	Bayview	0.2%	0.5%	15.5%		16.2%
D	Mission	0.4%	0.4%	11.7%		12.5%
E	Northern	0.2%	0.5%	10.1%		10.7%
F	Park	0.1%	0.3%	5.5%		5.8%
G	Richmond	0.1%	0.2%	7.2%		7.6%
H	Ingleside	0.2%	0.5%	14.0%		14.7%
I	Taraval	0.3%	0.7%	12.1%		13.1%
J	Tenderloin	0.2%	0.4%	3.7%		4.3%
X	Out of SF	0.1%	0.2%	0.2%		0.4%
Grand Total		1.9%	4.7%	93.2%	0.2%	100.0%

VICTIM DEMOGRAPHIC DATA REPORT  
Q4 2020

MOTOR VEHICLE THEFT	PERSON COUNT							PERSON COUNT
	American Indian or Alaskan Native	Asian or Pacific Islander	Black	Hispanic or Latin	OTHERS	Unknown	White	
Q4 2019	0	7	9	17	1221	9	39	1302
Q4 2020	1	13	12	24	1776	16	62	1904
Difference	1	6	3	7	555	7	23	602
% Change	not calc	85.7%	33.3%	41.2%	45.5%	77.8%	59.0%	46.2%

MOTOR VEHICLE THEFT	PERSON COUNT							PERSON COUNT
	0-17	18-29	30-39	40-49	50-59	60+	Unknown	
Q4 2019	4	281	311	258	186	201	61	1302
Q4 2020	1	330	486	393	326	291	77	1904
Difference	-3	49	175	135	140	90	16	602
% Change	-75.0%	17.4%	56.3%	52.3%	75.3%	44.8%	26.2%	46.2%

MOTOR VEHICLE THEFT	PERSON COUNT					PERSON COUNT
	Female	Male	Nonbinary	OTHERS	Unknown	
Q4 2019	26	53		1221	2	1302
Q4 2020	37	89		1775	3	1904
Difference	11	36	0	554	1	602
% Change	42.3%	67.9%	not calc	45.4%	50.0%	46.2%

VICTIM DEMOGRAPHIC DATA REPORT  
Q4 2020

SEXUAL ASSAULT		PERSON COUNT						PERSON COUNT
DISTRICT	DISTRICT	Asian or Pacific Islander	Black	Hispanic or Latin	OTHERS	Unknown	White	
A	Central	3	2	2			2	9
B	Southern	5	4	8			9	26
C	Bayview	1	6	8		1	5	21
D	Mission	2	2	16			9	29
E	Northern	1	9	5	1		17	33
F	Park	1		1	1	2	1	6
G	Richmond	3	2	4	1	1	2	13
H	Ingleside	2		14			3	19
I	Taraval	1	1	7			5	14
J	Tenderloin	3	5	5		1	3	17
X	Out of SF	4	6	5		1	4	20
<b>Grand Total</b>		<b>26</b>	<b>37</b>	<b>75</b>	<b>3</b>	<b>6</b>	<b>60</b>	<b>207</b>

SEXUAL ASSAULT		PERSON COUNT						PERSON COUNT
DISTRICT	DISTRICT	Asian or Pacific Islander	Black	Hispanic or Latin	OTHERS	Unknown	White	
A	Central	1.4%	1.0%	1.0%			1.0%	4.3%
B	Southern	2.4%	1.9%	3.9%			4.3%	12.6%
C	Bayview	0.5%	2.9%	3.9%		0.5%	2.4%	10.1%
D	Mission	1.0%	1.0%	7.7%			4.3%	14.0%
E	Northern	0.5%	4.3%	2.4%	0.5%		8.2%	15.9%
F	Park	0.5%		0.5%	0.5%	1.0%	0.5%	2.9%
G	Richmond	1.4%	1.0%	1.9%	0.5%	0.5%	1.0%	6.3%
H	Ingleside	1.0%		6.8%			1.4%	9.2%
I	Taraval	0.5%	0.5%	3.4%			2.4%	6.8%
J	Tenderloin	1.4%	2.4%	2.4%		0.5%	1.4%	8.2%
X	Out of SF	1.9%	2.9%	2.4%		0.5%	1.9%	9.7%
<b>Grand Total</b>		<b>12.6%</b>	<b>17.9%</b>	<b>36.2%</b>	<b>1.4%</b>	<b>2.9%</b>	<b>29.0%</b>	<b>100.0%</b>

SEXUAL ASSAULT		PERSON COUNT							PERSON COUNT
DISTRICT	DISTRICT	0-17	18-29	30-39	40-49	50-59	60+	Unknown	
A	Central		5	3		1			9
B	Southern	4	7	8	3	4			26
C	Bayview	8	4	3	1	2	3		21
D	Mission	11	4	8		2	4		29
E	Northern	2	12	12	4	2	1		33
F	Park	3	2	1					6
G	Richmond	3	5	3			1	1	13
H	Ingleside	10	4	3		2			19
I	Taraval	4	5	4	1				14
J	Tenderloin	2	7	4	1		2	1	17
X	Out of SF	8	5	6		1			20
<b>Grand Total</b>		<b>55</b>	<b>60</b>	<b>55</b>	<b>10</b>	<b>14</b>	<b>11</b>	<b>2</b>	<b>207</b>

VICTIM DEMOGRAPHIC DATA REPORT  
Q4 2020

SEXUAL ASSAULT		PERSON COUNT							PERSON COUNT
DISTRICT	DISTRICT	0-17	18-29	30-39	40-49	50-59	60+	Unknown	
A	Central		2.4%	1.4%		0.5%			4.3%
B	Southern	1.9%	3.4%	3.9%	1.4%	1.9%			12.6%
C	Bayview	3.9%	1.9%	1.4%	0.5%	1.0%	1.4%		10.1%
D	Mission	5.3%	1.9%	3.9%		1.0%	1.9%		14.0%
E	Northern	1.0%	5.8%	5.8%	1.9%	1.0%	0.5%		15.9%
F	Park	1.4%	1.0%	0.5%					2.9%
G	Richmond	1.4%	2.4%	1.4%			0.5%	0.5%	6.3%
H	Ingleside	4.8%	1.9%	1.4%		1.0%			9.2%
I	Taraval	1.9%	2.4%	1.9%	0.5%				6.8%
J	Tenderloin	1.0%	3.4%	1.9%	0.5%		1.0%	0.5%	8.2%
X	Out of SF	3.9%	2.4%	2.9%		0.5%			9.7%
Grand Total		26.6%	29.0%	26.6%	4.8%	6.8%	5.3%	1.0%	100.0%

SEXUAL ASSAULT		PERSON COUNT					PERSON COUNT
DISTRICT	DISTRICT	Female	Male	Nonbinary	OTHERS	Unknown	
A	Central	8	1				9
B	Southern	23	3				26
C	Bayview	18	2			1	21
D	Mission	18	9	2			29
E	Northern	31	1		1		33
F	Park	4	2				6
G	Richmond	11	1		1		13
H	Ingleside	13	6				19
I	Taraval	8	6				14
J	Tenderloin	14	3				17
X	Out of SF	14	6				20
Grand Total		162	40	2	2	1	207

SEXUAL ASSAULT		PERSON COUNT					PERSON COUNT
DISTRICT	DISTRICT	Female	Male	Nonbinary	OTHERS	Unknown	
A	Central	3.9%	0.5%				4.3%
B	Southern	11.1%	1.4%				12.6%
C	Bayview	8.7%	1.0%			0.5%	10.1%
D	Mission	8.7%	4.3%	1.0%			14.0%
E	Northern	15.0%	0.5%		0.5%		15.9%
F	Park	1.9%	1.0%				2.9%
G	Richmond	5.3%	0.5%		0.5%		6.3%
H	Ingleside	6.3%	2.9%				9.2%
I	Taraval	3.9%	2.9%				6.8%
J	Tenderloin	6.8%	1.4%				8.2%
X	Out of SF	6.8%	2.9%				9.7%
Grand Total		78.3%	19.3%	1.0%	1.0%	0.5%	100.0%

VICTIM DEMOGRAPHIC DATA REPORT

Q4 2020

SEXUAL ASSAULT	PERSON COUNT							PERSON COUNT
	American Indian or Alaskan Native	Asian or Pacific Islander	Black	Hispanic or Latin	OTHERS	Unknown	White	
Q4 2019	3	41	62	60	9	18	100	293
Q4 2020	0	26	37	75	3	6	60	207
Difference	-3	-15	-25	15	-6	-12	-40	-86
% Change	-100.0%	-36.6%	-40.3%	25.0%	-66.7%	-66.7%	-40.0%	-29.4%

SEXUAL ASSAULT	PERSON COUNT							PERSON COUNT
	0-17	18-29	30-39	40-49	50-59	60+	Unknown	
Q4 2019	64	110	69	15	10	18	7	293
Q4 2020	55	60	55	10	14	11	2	207
Difference	-9	-50	-14	-5	4	-7	-5	-86
% Change	-14.1%	-45.5%	-20.3%	-33.3%	40.0%	-38.9%	-71.4%	-29.4%

SEXUAL ASSAULT	PERSON COUNT					PERSON COUNT
	Female	Male	Nonbinary	OTHERS	Unknown	
Q4 2019	227	60	0	6	0	293
Q4 2020	162	40	2	2	1	207
Difference	-65	-20	2	-4	1	-86
% Change	-28.6%	-33.3%	not calc	-66.7%	not calc	-29.4%

VICTIM DEMOGRAPHIC DATA REPORT  
Q4 2020

VANDALISM		PERSON COUNT							PERSON COUNT
DISTRICT	DISTRICT	American Indian or Alaskan Native	Asian or Pacific Islander	Black	Hispanic or Latin	OTHERS	Unknown	White	
A	Central		36	17	20	172	11	58	314
B	Southern	1	22	23	15	136	28	50	275
C	Bayview		24	51	40	52	8	38	213
D	Mission	2	26	10	45	124	12	61	280
E	Northern	1	29	21	29	172	15	82	349
F	Park	1	12	4	6	73	10	56	162
G	Richmond	1	40	8	7	73	8	37	174
H	Ingleside	1	31	19	45	76	10	38	220
I	Taraval	1	34	9	15	62	11	44	176
J	Tenderloin	2	12	15	10	58	6	22	125
X	Out of SF		1		1	4		2	8
Grand Total		10	267	177	233	1002	119	488	2296

VANDALISM		PERSON COUNT							PERSON COUNT
DISTRICT	DISTRICT	American Indian or Alaskan Native	Asian or Pacific Islander	Black	Hispanic or Latin	OTHERS	Unknown	White	
A	Central		1.6%	0.7%	0.9%	7.5%	0.5%	2.5%	13.7%
B	Southern	0.0%	1.0%	1.0%	0.7%	5.9%	1.2%	2.2%	12.0%
C	Bayview		1.0%	2.2%	1.7%	2.3%	0.3%	1.7%	9.3%
D	Mission	0.1%	1.1%	0.4%	2.0%	5.4%	0.5%	2.7%	12.2%
E	Northern	0.0%	1.3%	0.9%	1.3%	7.5%	0.7%	3.6%	15.2%
F	Park	0.0%	0.5%	0.2%	0.3%	3.2%	0.4%	2.4%	7.1%
G	Richmond	0.0%	1.7%	0.3%	0.3%	3.2%	0.3%	1.6%	7.6%
H	Ingleside	0.0%	1.4%	0.8%	2.0%	3.3%	0.4%	1.7%	9.6%
I	Taraval	0.0%	1.5%	0.4%	0.7%	2.7%	0.5%	1.9%	7.7%
J	Tenderloin	0.1%	0.5%	0.7%	0.4%	2.5%	0.3%	1.0%	5.4%
X	Out of SF		0.0%		0.0%	0.2%		0.1%	0.3%
Grand Total		0.4%	11.6%	7.7%	10.1%	43.6%	5.2%	21.3%	100.0%

VANDALISM		PERSON COUNT							PERSON COUNT
DISTRICT	DISTRICT	0-17	18-29	30-39	40-49	50-59	60+	Unknown	
A	Central	5	37	42	34	29	23	144	314
B	Southern	1	42	44	24	27	19	118	275
C	Bayview	4	31	51	33	35	24	35	213
D	Mission	2	37	45	33	33	34	96	280
E	Northern	3	40	69	33	30	41	133	349
F	Park	1	25	36	19	21	26	34	162
G	Richmond		14	36	30	19	27	48	174
H	Ingleside	13	24	44	36	31	25	47	220
I	Taraval	2	16	35	32	18	31	42	176
J	Tenderloin	3	13	16	10	16	11	56	125
X	Out of SF	1		2	1			4	8
Grand Total		35	279	420	285	259	261	757	2296

VANDALISM	PERSON COUNT	PERSON COUNT
-----------	--------------	--------------

VICTIM DEMOGRAPHIC DATA REPORT  
Q4 2020

DISTRICT	DISTRICT	0-17	18-29	30-39	40-49	50-59	60+	Unknown	
A	Central	0.2%	1.6%	1.8%	1.5%	1.3%	1.0%	6.3%	13.7%
B	Southern	0.0%	1.8%	1.9%	1.0%	1.2%	0.8%	5.1%	12.0%
C	Bayview	0.2%	1.4%	2.2%	1.4%	1.5%	1.0%	1.5%	9.3%
D	Mission	0.1%	1.6%	2.0%	1.4%	1.4%	1.5%	4.2%	12.2%
E	Northern	0.1%	1.7%	3.0%	1.4%	1.3%	1.8%	5.8%	15.2%
F	Park	0.0%	1.1%	1.6%	0.8%	0.9%	1.1%	1.5%	7.1%
G	Richmond		0.6%	1.6%	1.3%	0.8%	1.2%	2.1%	7.6%
H	Ingleside	0.6%	1.0%	1.9%	1.6%	1.4%	1.1%	2.0%	9.6%
I	Taraval	0.1%	0.7%	1.5%	1.4%	0.8%	1.4%	1.8%	7.7%
J	Tenderloin	0.1%	0.6%	0.7%	0.4%	0.7%	0.5%	2.4%	5.4%
X	Out of SF	0.0%		0.1%	0.0%			0.2%	0.3%
Grand Total		1.5%	12.2%	18.3%	12.4%	11.3%	11.4%	33.0%	100.0%

VANDALISM		PERSON COUNT					PERSON COUNT
DISTRICT	DISTRICT	Female	Male	Nonbinary	OTHERS	Unknown	
A	Central	69	101		144		314
B	Southern	57	99		110	9	275
C	Bayview	88	89		35	1	213
D	Mission	58	122	1	99		280
E	Northern	88	122		138	1	349
F	Park	50	73		37	2	162
G	Richmond	55	67		52		174
H	Ingleside	76	94		50		220
I	Taraval	50	79	1	45	1	176
J	Tenderloin	28	43		53	1	125
X	Out of SF	3	2		3		8
Grand Total		622	891	2	766	15	2296

VANDALISM		PERSON COUNT					PERSON COUNT
DISTRICT	DISTRICT	Female	Male	Nonbinary	OTHERS	Unknown	
A	Central	3.0%	4.4%		6.3%		13.7%
B	Southern	2.5%	4.3%		4.8%	0.4%	12.0%
C	Bayview	3.8%	3.9%		1.5%	0.0%	9.3%
D	Mission	2.5%	5.3%	0.0%	4.3%		12.2%
E	Northern	3.8%	5.3%		6.0%	0.0%	15.2%
F	Park	2.2%	3.2%		1.6%	0.1%	7.1%
G	Richmond	2.4%	2.9%		2.3%		7.6%
H	Ingleside	3.3%	4.1%		2.2%		9.6%
I	Taraval	2.2%	3.4%	0.0%	2.0%	0.0%	7.7%
J	Tenderloin	1.2%	1.9%		2.3%	0.0%	5.4%
X	Out of SF	0.1%	0.1%		0.1%		0.3%
Grand Total		27.1%	38.8%	0.1%	33.4%	0.7%	100.0%

VICTIM DEMOGRAPHIC DATA REPORT  
Q4 2020

VANDALISM	PERSON COUNT							PERSON COUNT
	American Indian or Alaskan Native	Asian or Pacific Islander	Black	Hispanic or Latin	OTHERS	Unknown	White	
Q4 2019	5	280	185	229	1162	98	575	2534
Q4 2020	10	267	177	233	1002	119	488	2296
Difference	5	-13	-8	4	-160	21	-87	-238
% Change	100.0%	-4.6%	-4.3%	1.7%	-13.8%	21.4%	-15.1%	-9.4%

VANDALISM	PERSON COUNT							PERSON COUNT
	0-17	18-29	30-39	40-49	50-59	60+	Unknown	
Q4 2019	27	346	485	347	327	258	744	2534
Q4 2020	35	279	420	285	259	261	757	2296
Difference	8	-67	-65	-62	-68	3	13	-238
% Change	29.6%	-19.4%	-13.4%	-17.9%	-20.8%	1.2%	1.7%	-9.4%

VANDALISM	PERSON COUNT					PERSON COUNT
	Female	Male	Nonbinary	OTHERS	Unknown	
Q4 2019	750	1011	1	746	26	2534
Q4 2020	622	891	2	766	15	2296
Difference	-128	-120	1	20	-11	-238
% Change	-17.1%	-11.9%	100.0%	2.7%	-42.3%	-9.4%



VICTIM DEMOGRAPHIC DATA REPORT  
Q4 2020

DOMESTIC VIOLENCE		PERSON COUNT							PERSON COUNT
DISTRICT	DISTRICT	American Indian or Alaskan Native	Asian or Pacific Islander	Black	Hispanic or Latin	OTHERS	Unknown	White	
A	Central		7	23	16	2	7	28	83
B	Southern	1	9	24	21	1	3	36	95
C	Bayview		13	86	72	7	2	14	194
D	Mission	2	6	13	57	1	1	26	106
E	Northern		6	40	25	2	1	26	100
F	Park		3	4	2		1	10	20
G	Richmond	1	3	5	4		1	10	24
H	Ingleside	1	10	29	48	1	6	22	117
I	Taraval	1	11	14	24	2	6	18	76
J	Tenderloin	2	4	34	42		2	20	104
X	Out of SF		1	9	8	1		4	23
Grand Total		8	73	281	319	17	30	214	942

DOMESTIC VIOLENCE		PERSON COUNT							PERSON COUNT
DISTRICT	DISTRICT	American Indian or Alaskan Native	Asian or Pacific Islander	Black	Hispanic or Latin	OTHERS	Unknown	White	
A	Central		0.7%	2.4%	1.7%	0.2%	0.7%	3.0%	8.8%
B	Southern	0.1%	1.0%	2.5%	2.2%	0.1%	0.3%	3.8%	10.1%
C	Bayview		1.4%	9.1%	7.6%	0.7%	0.2%	1.5%	20.6%
D	Mission	0.2%	0.6%	1.4%	6.1%	0.1%	0.1%	2.8%	11.3%
E	Northern		0.6%	4.2%	2.7%	0.2%	0.1%	2.8%	10.6%
F	Park		0.3%	0.4%	0.2%		0.1%	1.1%	2.1%
G	Richmond	0.1%	0.3%	0.5%	0.4%		0.1%	1.1%	2.5%
H	Ingleside	0.1%	1.1%	3.1%	5.1%	0.1%	0.6%	2.3%	12.4%
I	Taraval	0.1%	1.2%	1.5%	2.5%	0.2%	0.6%	1.9%	8.1%
J	Tenderloin	0.2%	0.4%	3.6%	4.5%		0.2%	2.1%	11.0%
X	Out of SF		0.1%	1.0%	0.8%	0.1%		0.4%	2.4%
Grand Total		0.8%	7.7%	29.8%	33.9%	1.8%	3.2%	22.7%	100.0%

DOMESTIC VIOLENCE		PERSON COUNT							PERSON COUNT
DISTRICT	DISTRICT	0-17	18-29	30-39	40-49	50-59	60+	Unknown	
A	Central	8	22	26	16	4	3	4	83
B	Southern	3	28	42	11	4	4	3	95
C	Bayview	32	34	69	31	15	7	6	194
D	Mission	17	17	38	13	12	7	2	106
E	Northern	6	30	38	14	6	3	3	100
F	Park	1	3	6	6	1	2	1	20
G	Richmond	1	12	7	2	2			24
H	Ingleside	15	18	46	20	13	3	2	117
I	Taraval	6	22	24	9	7	5	3	76
J	Tenderloin	12	24	32	17	11	4	4	104
X	Out of SF	2	12	5	2			2	23
Grand Total		103	222	333	141	75	38	30	942

VICTIM DEMOGRAPHIC DATA REPORT  
Q4 2020

DOMESTIC VIOLENCE		PERSON COUNT							PERSON COUNT
DISTRICT	DISTRICT	0-17	18-29	30-39	40-49	50-59	60+	Unknown	
A	Central	0.8%	2.3%	2.8%	1.7%	0.4%	0.3%	0.4%	8.8%
B	Southern	0.3%	3.0%	4.5%	1.2%	0.4%	0.4%	0.3%	10.1%
C	Bayview	3.4%	3.6%	7.3%	3.3%	1.6%	0.7%	0.6%	20.6%
D	Mission	1.8%	1.8%	4.0%	1.4%	1.3%	0.7%	0.2%	11.3%
E	Northern	0.6%	3.2%	4.0%	1.5%	0.6%	0.3%	0.3%	10.6%
F	Park	0.1%	0.3%	0.6%	0.6%	0.1%	0.2%	0.1%	2.1%
G	Richmond	0.1%	1.3%	0.7%	0.2%	0.2%			2.5%
H	Ingleside	1.6%	1.9%	4.9%	2.1%	1.4%	0.3%	0.2%	12.4%
I	Taraval	0.6%	2.3%	2.5%	1.0%	0.7%	0.5%	0.3%	8.1%
J	Tenderloin	1.3%	2.5%	3.4%	1.8%	1.2%	0.4%	0.4%	11.0%
X	Out of SF	0.2%	1.3%	0.5%	0.2%			0.2%	2.4%
Grand Total		10.9%	23.6%	35.4%	15.0%	8.0%	4.0%	3.2%	100.0%

DOMESTIC VIOLENCE		PERSON COUNT					PERSON COUNT
DISTRICT	DISTRICT	Female	Male	Nonbinary	OTHERS	Unknown	
A	Central	44	37		2		83
B	Southern	63	31		1		95
C	Bayview	138	49		6	1	194
D	Mission	61	44		1		106
E	Northern	76	21		2	1	100
F	Park	14	4	1		1	20
G	Richmond	17	7				24
H	Ingleside	83	33		1		117
I	Taraval	47	27		2		76
J	Tenderloin	76	28				104
X	Out of SF	21	1		1		23
Grand Total		640	282	1	16	3	942

DOMESTIC VIOLENCE		PERSON COUNT					PERSON COUNT
DISTRICT	DISTRICT	Female	Male	Nonbinary	OTHERS	Unknown	
A	Central	4.7%	3.9%		0.2%		8.8%
B	Southern	6.7%	3.3%		0.1%		10.1%
C	Bayview	14.6%	5.2%		0.6%	0.1%	20.6%
D	Mission	6.5%	4.7%		0.1%		11.3%
E	Northern	8.1%	2.2%		0.2%	0.1%	10.6%
F	Park	1.5%	0.4%	0.1%		0.1%	2.1%
G	Richmond	1.8%	0.7%				2.5%
H	Ingleside	8.8%	3.5%		0.1%		12.4%
I	Taraval	5.0%	2.9%		0.2%		8.1%
J	Tenderloin	8.1%	3.0%				11.0%
X	Out of SF	2.2%	0.1%		0.1%		2.4%
Grand Total		67.9%	29.9%	0.1%	1.7%	0.3%	100.0%

VICTIM DEMOGRAPHIC DATA REPORT  
Q4 2020

DOMESTIC VIOLENCE	PERSON COUNT							PERSON COUNT
	American Indian or Alaskan Native	Asian or Pacific Islander	Black	Hispanic or Latin	OTHERS	Unknown	White	
Q4 2019	6	146	284	284	34	29	318	1101
Q4 2020	8	73	281	319	17	30	214	942
Difference	2	-73	-3	35	-17	1	-104	-159
% Change	33.3%	-50.0%	-1.1%	12.3%	-50.0%	3.4%	-32.7%	-14.4%

DOMESTIC VIOLENCE	PERSON COUNT							PERSON COUNT
	0-17	18-29	30-39	40-49	50-59	60+	Unknown	
Q4 2019	129	284	301	180	115	55	37	1101
Q4 2020	103	222	333	141	75	38	30	942
Difference	-26	-62	32	-39	-40	-17	-7	-159
% Change	-20.2%	-21.8%	10.6%	-21.7%	-34.8%	-30.9%	-18.9%	-14.4%

DOMESTIC VIOLENCE	PERSON COUNT					PERSON COUNT
	Female	Male	Nonbinary	OTHERS	Unknown	
Q4 2019	758	316		27		1101
Q4 2020	640	282	1	16	3	942
Difference	-118	-34	1	-11	3	-159
% Change	-15.6%	-10.8%	not calc	-40.7%	not calc	-14.4%

VICTIM DEMOGRAPHIC DATA REPORT  
Q4 2020

HOMICIDE		PERSON COUNT							PERSON COUNT
DISTRICT	DISTRICT	American Indian or Alaskan Native	Asian or Pacific Islander	Black	Hispanic or Latin	OTHERS	Unknown	White	
A	Central		1	1					2
B	Southern			1	1				2
C	Bayview			6					6
D	Mission								
E	Northern								
F	Park								
G	Richmond								
H	Ingleside			1					1
I	Taraval								
J	Tenderloin								
X	Out of SF								
Grand Total			1	9	1				11

HOMICIDE		PERSON COUNT							PERSON COUNT
DISTRICT	DISTRICT	American Indian or Alaskan Native	Asian or Pacific Islander	Black	Hispanic or Latin	OTHERS	Unknown	White	
A	Central	0.0%	9.1%	9.1%	0.0%	0.0%	0.0%	0.0%	18.2%
B	Southern	0.0%	0.0%	9.1%	9.1%	0.0%	0.0%	0.0%	18.2%
C	Bayview	0.0%	0.0%	54.5%	0.0%	0.0%	0.0%	0.0%	54.5%
D	Mission	0.0%	0.0%	0.0%	0.0%	0.0%	0.0%	0.0%	0.0%
E	Northern	0.0%	0.0%	0.0%	0.0%	0.0%	0.0%	0.0%	0.0%
F	Park	0.0%	0.0%	0.0%	0.0%	0.0%	0.0%	0.0%	0.0%
G	Richmond	0.0%	0.0%	0.0%	0.0%	0.0%	0.0%	0.0%	0.0%
H	Ingleside	0.0%	0.0%	9.1%	0.0%	0.0%	0.0%	0.0%	9.1%
I	Taraval	0.0%	0.0%	0.0%	0.0%	0.0%	0.0%	0.0%	0.0%
J	Tenderloin	0.0%	0.0%	0.0%	0.0%	0.0%	0.0%	0.0%	0.0%
X	Out of SF	0.0%	0.0%	0.0%	0.0%	0.0%	0.0%	0.0%	0.0%
Grand Total		0.0%	9.1%	81.8%	9.1%	0.0%	0.0%	0.0%	100.0%

HOMICIDE		PERSON COUNT							PERSON COUNT
DISTRICT	DISTRICT	0-17	18-29	30-39	40-49	50-59	60+	Unknown	
A	Central		1				1		2
B	Southern			1			1		2
C	Bayview		1	2	3				6
D	Mission								
E	Northern								
F	Park								
G	Richmond								
H	Ingleside			1					1
I	Taraval								
J	Tenderloin								
X	Out of SF								
Grand Total			2	4	3	1	1		11

VICTIM DEMOGRAPHIC DATA REPORT  
Q4 2020

HOMICIDE		PERSON COUNT								PERSON COUNT
DISTRICT	DISTRICT	0-17	18-29	30-39	40-49	50-59	60+	Unknown		
A	Central	0.0%	9.1%	0.0%	0.0%	0.0%	9.1%	0.0%		18.2%
B	Southern	0.0%	0.0%	9.1%	0.0%	9.1%	0.0%	0.0%		18.2%
C	Bayview	0.0%	9.1%	18.2%	27.3%	0.0%	0.0%	0.0%		54.5%
D	Mission	0.0%	0.0%	0.0%	0.0%	0.0%	0.0%	0.0%		0.0%
E	Northern	0.0%	0.0%	0.0%	0.0%	0.0%	0.0%	0.0%		0.0%
F	Park	0.0%	0.0%	0.0%	0.0%	0.0%	0.0%	0.0%		0.0%
G	Richmond	0.0%	0.0%	0.0%	0.0%	0.0%	0.0%	0.0%		0.0%
H	Ingleside	0.0%	0.0%	9.1%	0.0%	0.0%	0.0%	0.0%		9.1%
I	Taraval	0.0%	0.0%	0.0%	0.0%	0.0%	0.0%	0.0%		0.0%
J	Tenderloin	0.0%	0.0%	0.0%	0.0%	0.0%	0.0%	0.0%		0.0%
X	Out of SF	0.0%	0.0%	0.0%	0.0%	0.0%	0.0%	0.0%		0.0%
Grand Total		0.0%	18.2%	36.4%	27.3%	9.1%	9.1%	0.0%		100.0%

HOMICIDE		PERSON COUNT				PERSON COUNT
DISTRICT	DISTRICT	Female	Male	OTHERS	Unknown	
A	Central	1	1			2
B	Southern		2			2
C	Bayview		6			6
D	Mission					
E	Northern					
F	Park					
G	Richmond					
H	Ingleside		1			1
I	Taraval					
J	Tenderloin					
X	Out of SF					
Grand Total		1	10			11

HOMICIDE		PERSON COUNT				PERSON COUNT
DISTRICT	DISTRICT	Female	Male	OTHERS	Unknown	
A	Central	9.1%	9.1%	0.0%	0.0%	18.2%
B	Southern	0.0%	18.2%	0.0%	0.0%	18.2%
C	Bayview	0.0%	54.5%	0.0%	0.0%	54.5%
D	Mission	0.0%	0.0%	0.0%	0.0%	0.0%
E	Northern	0.0%	0.0%	0.0%	0.0%	0.0%
F	Park	0.0%	0.0%	0.0%	0.0%	0.0%
G	Richmond	0.0%	0.0%	0.0%	0.0%	0.0%
H	Ingleside	0.0%	9.1%	0.0%	0.0%	9.1%
I	Taraval	0.0%	0.0%	0.0%	0.0%	0.0%
J	Tenderloin	0.0%	0.0%	0.0%	0.0%	0.0%
Grand Total		0.0%	0.0%	0.0%	0.0%	0.0%

VICTIM DEMOGRAPHIC DATA REPORT  
Q4 2020

HOMICIDE	PERSON COUNT							PERSON COUNT
	American Indian or Alaskan Native	Asian or Pacific Islander	Black	Hispanic or Latin	OTHERS	Unknown	White	
Q4 2019		1	6	3			2	12
Q4 2020		1	9	1				11
Difference	0	0	3	-2	0	0	-2	-1
% Change	not calc	0.0%	50.0%	-66.7%	not calc	not calc	-100.0%	-8.3%

HOMICIDE	PERSON COUNT							PERSON COUNT
	0-17	18-29	30-39	40-49	50-59	60+	Unknown	
Q4 2019		5	3	1	1	2		12
Q4 2020		2	4	3	1	1		11
Difference	0	-3	1	2	0	-1	0	-1
% Change	not calc	-60.0%	33.3%	200.0%	0.0%	-50.0%	not calc	-8.3%

HOMICIDE	PERSON COUNT					PERSON COUNT
	Female	Male	Nonbinary	OTHERS	Unknown	
Q4 2019	4	8				12
Q4 2020	1	10				11
Difference	-3	2	0	0	0	-1
% Change	-75.0%	25.0%	not calc	not calc	not calc	-8.3%

VICTIM DEMOGRAPHIC DATA REPORT  
Q4 2020

ELDER ABUSE		PERSON COUNT							PERSON COUNT
DISTRICT	DISTRICT	American Indian or Alaskan Native	Asian or Pacific Islander	Black	Hispanic or Latin	OTHERS	Unknown	White	
A	Central		5	4		1	1	11	22
B	Southern			4				3	7
C	Bayview		4	9	1	1			15
D	Mission		1	3	4			2	10
E	Northern		6	1			1	6	14
F	Park							2	2
G	Richmond		3				1	4	8
H	Ingleside		5		4		1	3	13
I	Taraval		5	2	1			5	13
J	Tenderloin		2	2	1			4	9
X	Out of SF		1						1
Grand Total			32	25	11	2	4	40	114

ELDER ABUSE		PERSON COUNT							PERSON COUNT
DISTRICT	DISTRICT	American Indian or Alaskan Native	Asian or Pacific Islander	Black	Hispanic or Latin	OTHERS	Unknown	White	
A	Central		4.4%	3.5%		0.9%	0.9%	9.6%	19.3%
B	Southern			3.5%				2.6%	6.1%
C	Bayview		3.5%	7.9%	0.9%	0.9%			13.2%
D	Mission		0.9%	2.6%	3.5%			1.8%	8.8%
E	Northern		5.3%	0.9%			0.9%	5.3%	12.3%
F	Park							1.8%	1.8%
G	Richmond		2.6%				0.9%	3.5%	7.0%
H	Ingleside		4.4%		3.5%		0.9%	2.6%	11.4%
I	Taraval		4.4%	1.8%	0.9%			4.4%	11.4%
J	Tenderloin		1.8%	1.8%	0.9%			3.5%	7.9%
X	Out of SF		0.9%						0.9%
Grand Total			28.1%	21.9%	9.6%	1.8%	3.5%	35.1%	100.0%

ELDER ABUSE		PERSON COUNT	PERSON COUNT
DISTRICT	DISTRICT	65+	
A	Central	22	22
B	Southern	7	7
C	Bayview	15	15
D	Mission	10	10
E	Northern	14	14
F	Park	2	2
G	Richmond	8	8
H	Ingleside	13	13
I	Taraval	13	13
J	Tenderloin	9	9
X	Out of SF	1	1
Grand Total		114	114

VICTIM DEMOGRAPHIC DATA REPORT  
Q4 2020

ELDER ABUSE		PERSON COUNT	PERSON COUNT
DISTRICT	DISTRICT	65+	
A	Central	19.3%	19.3%
B	Southern	6.1%	6.1%
C	Bayview	13.2%	13.2%
D	Mission	8.8%	8.8%
E	Northern	12.3%	12.3%
F	Park	1.8%	1.8%
G	Richmond	7.0%	7.0%
H	Ingleside	11.4%	11.4%
I	Taraval	11.4%	11.4%
J	Tenderloin	7.9%	7.9%
X	Out of SF	0.9%	0.9%
Grand Total		100.0%	100.0%

ELDER ABUSE		PERSON COUNT			PERSON COUNT
DISTRICT	DISTRICT	Female	Male	OTHERS	
A	Central	8	14		22
B	Southern	2	5		7
C	Bayview	7	7	1	15
D	Mission	5	5		10
E	Northern	5	9		14
F	Park		2		2
G	Richmond	6	2		8
H	Ingleside	6	7		13
I	Taraval	10	3		13
J	Tenderloin	4	5		9
X	Out of SF		1		1
Grand Total		53	60	1	114

ELDER ABUSE		PERSON COUNT			PERSON COUNT
DISTRICT	DISTRICT	Female	Male	OTHERS	
A	Central	7.0%	12.3%		19.3%
B	Southern	1.8%	4.4%		6.1%
C	Bayview	6.1%	6.1%	0.9%	13.2%
D	Mission	4.4%	4.4%		8.8%
E	Northern	4.4%	7.9%		12.3%
F	Park		1.8%		1.8%
G	Richmond	5.3%	1.8%		7.0%
H	Ingleside	5.3%	6.1%		11.4%
I	Taraval	8.8%	2.6%		11.4%
J	Tenderloin	3.5%	4.4%		7.9%
X	Out of SF		0.9%		0.9%
Grand Total		46.5%	52.6%	0.9%	100.0%



VICTIM DEMOGRAPHIC DATA REPORT  
Q4 2020

ELDER ABUSE	PERSON COUNT							PERSON COUNT
	American Indian or Alaskan Native	Asian or Pacific Islander	Black	Hispanic or Latin	OTHERS	Unknown	White	
Q4 2019	3	36	23	12	2	4	47	127
Q4 2020		32	25	11	2	4	40	114
Difference	-3	-4	2	-1	0	0	-7	-13
% Change	-100.0%	-11.1%	8.7%	-8.3%	0.0%	0.0%	-14.9%	-10.2%

ELDER ABUSE	PERSON COUNT	PERSON COUNT
	65+	
Q4 2019	127	127
Q4 2020	114	114
Difference	-13	-13
% Change	-10.2%	-10.2%

ELDER ABUSE	PERSON COUNT					PERSON COUNT
	Female	Male	Nonbinary	OTHERS	Unknown	
Q4 2019	51	75	0	1	0	127
Q4 2020	53	60	0	1	0	114
Difference	2	-15	0	0	0	-13
% Change	3.9%	-20.0%	not calc	0.0%	not calc	-10.2%

VICTIM DEMOGRAPHIC DATA REPORT  
Q4 2020

CHILD ABUSE		PERSON COUNT							PERSON COUNT
DISTRICT	DISTRICT	American Indian or Alaskan Native	Asian or Pacific Islander	Black	Hispanic or Latin	OTHERS	Unknown	White	
A	Central		11	4			2	2	19
B	Southern		1	1	1			2	5
C	Bayview	8		16	16	1	2	1	44
D	Mission		1	2	21				24
E	Northern			2	5			2	9
F	Park		1		1	1	1	1	5
G	Richmond	1	1	1				2	5
H	Ingleside		6	6	15		2		29
I	Taraval		1	2	6		2	3	14
J	Tenderloin		4	4	7	2			17
X	Out of SF		3	4	4	1			12
<b>Grand Total</b>		<b>9</b>	<b>29</b>	<b>42</b>	<b>76</b>	<b>5</b>	<b>9</b>	<b>13</b>	<b>183</b>

CHILD ABUSE		PERSON COUNT							PERSON COUNT
DISTRICT	DISTRICT	American Indian or Alaskan Native	Asian or Pacific Islander	Black	Hispanic or Latin	OTHERS	Unknown	White	
A	Central		6.0%	2.2%			1.1%	1.1%	10.4%
B	Southern		0.5%	0.5%	0.5%			1.1%	2.7%
C	Bayview	4.4%		8.7%	8.7%	0.5%	1.1%	0.5%	24.0%
D	Mission		0.5%	1.1%	11.5%				13.1%
E	Northern			1.1%	2.7%			1.1%	4.9%
F	Park		0.5%		0.5%	0.5%	0.5%	0.5%	2.7%
G	Richmond	0.5%	0.5%	0.5%				1.1%	2.7%
H	Ingleside		3.3%	3.3%	8.2%		1.1%		15.8%
I	Taraval		0.5%	1.1%	3.3%		1.1%	1.6%	7.7%
J	Tenderloin		2.2%	2.2%	3.8%	1.1%			9.3%
X	Out of SF		1.6%	2.2%	2.2%	0.5%			6.6%
<b>Grand Total</b>		<b>4.9%</b>	<b>15.8%</b>	<b>23.0%</b>	<b>41.5%</b>	<b>2.7%</b>	<b>4.9%</b>	<b>7.1%</b>	<b>100.0%</b>

CHILD ABUSE		PERSON COUNT	PERSON COUNT
DISTRICT	DISTRICT	0-17	
A	Central	19	19
B	Southern	5	5
C	Bayview	44	44
D	Mission	24	24
E	Northern	9	9
F	Park	5	5
G	Richmond	5	5
H	Ingleside	29	29
I	Taraval	14	14
J	Tenderloin	17	17
X	Out of SF	12	12
<b>Grand Total</b>		<b>183</b>	<b>183</b>

VICTIM DEMOGRAPHIC DATA REPORT  
Q4 2020

CHILD ABUSE DISTRICT	DISTRICT	PERSON COUNT 0-17	PERSON COUNT
A	Central	10.4%	10.4%
B	Southern	2.7%	2.7%
C	Bayview	24.0%	24.0%
D	Mission	13.1%	13.1%
E	Northern	4.9%	4.9%
F	Park	2.7%	2.7%
G	Richmond	2.7%	2.7%
H	Ingleside	15.8%	15.8%
I	Taraval	7.7%	7.7%
J	Tenderloin	9.3%	9.3%
X	Out of SF	6.6%	6.6%
<b>Grand Total</b>		<b>100.0%</b>	<b>100.0%</b>

CHILD ABUSE DISTRICT	DISTRICT	PERSON COUNT			PERSON COUNT
		Female	Male	OTHERS	
A	Central	11	8		19
B	Southern	5			5
C	Bayview	19	24	1	44
D	Mission	13	11		24
E	Northern	9			9
F	Park	2	3		5
G	Richmond	3	2		5
H	Ingleside	15	14		29
I	Taraval	5	9		14
J	Tenderloin	8	8	1	17
X	Out of SF	6	6		12
<b>Grand Total</b>		<b>96</b>	<b>85</b>	<b>2</b>	<b>183</b>

CHILD ABUSE DISTRICT	DISTRICT	PERSON COUNT			PERSON COUNT
		Female	Male	OTHERS	
A	Central	6.0%	4.4%		10.4%
B	Southern	2.7%			2.7%
C	Bayview	10.4%	13.1%	0.5%	24.0%
D	Mission	7.1%	6.0%		13.1%
E	Northern	4.9%			4.9%
F	Park	1.1%	1.6%		2.7%
G	Richmond	1.6%	1.1%		2.7%
H	Ingleside	8.2%	7.7%		15.8%
I	Taraval	2.7%	4.9%		7.7%
J	Tenderloin	4.4%	4.4%	0.5%	9.3%
X	Out of SF	3.3%	3.3%		6.6%
<b>Grand Total</b>		<b>52.5%</b>	<b>46.4%</b>	<b>1.1%</b>	<b>100.0%</b>

VICTIM DEMOGRAPHIC DATA REPORT

Q4 2020

CHILD ABUSE	PERSON COUNT							PERSON COUNT
	American Indian or Alaskan Native	Asian or Pacific Islander	Black	Hispanic or Latin	OTHERS	Unknown	White	
Q4 2019	2	30	58	56	12	17	31	206
Q4 2020	9	29	42	76	5	9	13	183
Difference	7	-1	-16	20	-7	-8	-18	-23
% Change	350.0%	-3.3%	-27.6%	35.7%	-58.3%	-47.1%	-58.1%	-11.2%

CHILD ABUSE	PERSON COUNT	PERSON COUNT
	0-17	
Q4 2019	206	206
Q4 2020	183	183
Difference	-23	-23
% Change	-11.2%	-11.2%

CHILD ABUSE	PERSON COUNT					PERSON COUNT
	Female	Male	Nonbinary	OTHERS	Unknown	
Q4 2019	98	104	0	3	1	206
Q4 2020	96	85	0	2	0	183
Difference	-2	-19	0	-1	-1	-23
% Change	-2.0%	-18.3%	not calc	-33.3%	-100.0%	-11.2%

VICTIM DEMOGRAPHIC DATA REPORT  
Q4 2020

HATE CRIME		PERSON COUNT							PERSON COUNT
DISTRICT	DISTRICT	American Indian or Alaskan Native	Asian or Pacific Islander	Black	Hispanic or Latin	OTHERS	Unknown	White	
A	Central				1	1	1	1	4
B	Southern			2	2				4
C	Bayview				1				1
D	Mission								
E	Northern			1		1			2
F	Park								
G	Richmond			1				1	2
H	Ingleside				1				1
I	Taraval			1	1				2
J	Tenderloin			1					1
X	Out of SF								
Grand Total			3	4	5	2	1	2	17

HATE CRIME		PERSON COUNT							PERSON COUNT
DISTRICT	DISTRICT	American Indian or Alaskan Native	Asian or Pacific Islander	Black	Hispanic or Latin	OTHERS	Unknown	White	
A	Central	0.0%	0.0%	0.0%	5.9%	5.9%	5.9%	5.9%	23.5%
B	Southern	0.0%	0.0%	11.8%	11.8%	0.0%	0.0%	0.0%	23.5%
C	Bayview	0.0%	0.0%	0.0%	5.9%	0.0%	0.0%	0.0%	5.9%
D	Mission	0.0%	0.0%	0.0%	0.0%	0.0%	0.0%	0.0%	0.0%
E	Northern	0.0%	5.9%	0.0%	0.0%	5.9%	0.0%	0.0%	11.8%
F	Park	0.0%	0.0%	0.0%	0.0%	0.0%	0.0%	0.0%	0.0%
G	Richmond	0.0%	5.9%	0.0%	0.0%	0.0%	0.0%	5.9%	11.8%
H	Ingleside	0.0%	0.0%	0.0%	5.9%	0.0%	0.0%	0.0%	5.9%
I	Taraval	0.0%	5.9%	5.9%	0.0%	0.0%	0.0%	0.0%	11.8%
J	Tenderloin	0.0%	0.0%	5.9%	0.0%	0.0%	0.0%	0.0%	5.9%
X	Out of SF	0.0%	0.0%	0.0%	0.0%	0.0%	0.0%	0.0%	0.0%
Grand Total		0.0%	17.6%	23.5%	29.4%	11.8%	5.9%	11.8%	100.0%

HATE CRIME		PERSON COUNT							PERSON COUNT
DISTRICT	DISTRICT	0-17	18-29	30-39	40-49	50-59	60+	Unknown	
A	Central		2		1			1	4
B	Southern	1	1				1	1	4
C	Bayview			1					1
D	Mission								
E	Northern			1	1				2
F	Park								
G	Richmond			2					2
H	Ingleside						1		1
I	Taraval		1		1				2
J	Tenderloin				1				1
X	Out of SF								
Grand Total		1	4	4	4	1	2	1	17

VICTIM DEMOGRAPHIC DATA REPORT  
Q4 2020

HATE CRIME		PERSON COUNT							PERSON COUNT
DISTRICT	DISTRICT	0-17	18-29	30-39	40-49	50-59	60+	Unknown	
A	Central	0.0%	11.8%	0.0%	5.9%	0.0%	0.0%	5.9%	23.5%
B	Southern	5.9%	5.9%	0.0%	0.0%	5.9%	5.9%	0.0%	23.5%
C	Bayview	0.0%	0.0%	5.9%	0.0%	0.0%	0.0%	0.0%	5.9%
D	Mission	0.0%	0.0%	0.0%	0.0%	0.0%	0.0%	0.0%	0.0%
E	Northern	0.0%	0.0%	5.9%	5.9%	0.0%	0.0%	0.0%	11.8%
F	Park	0.0%	0.0%	0.0%	0.0%	0.0%	0.0%	0.0%	0.0%
G	Richmond	0.0%	0.0%	11.8%	0.0%	0.0%	0.0%	0.0%	11.8%
H	Ingleside	0.0%	0.0%	0.0%	0.0%	0.0%	5.9%	0.0%	5.9%
I	Taraval	0.0%	5.9%	0.0%	5.9%	0.0%	0.0%	0.0%	11.8%
J	Tenderloin	0.0%	0.0%	0.0%	5.9%	0.0%	0.0%	0.0%	5.9%
X	Out of SF	0.0%	0.0%	0.0%	0.0%	0.0%	0.0%	0.0%	0.0%
Grand Total		5.9%	23.5%	23.5%	23.5%	5.9%	11.8%	5.9%	100.0%

HATE CRIME		PERSON COUNT					PERSON COUNT
DISTRICT	DISTRICT	Female	Male	Nonbinary	OTHERS	Unknown	
A	Central		3			1	4
B	Southern	3	1				4
C	Bayview		1				1
D	Mission						
E	Northern	2					2
F	Park						
G	Richmond	1	1				2
H	Ingleside	1					1
I	Taraval	1	1				2
J	Tenderloin		1				1
X	Out of SF						
Grand Total		8	8			1	17

HATE CRIME		PERSON COUNT					PERSON COUNT
DISTRICT	DISTRICT	Female	Male	Nonbinary	OTHERS	Unknown	
A	Central	0.0%	17.6%	0.0%	0.0%	5.9%	23.5%
B	Southern	17.6%	5.9%	0.0%	0.0%	0.0%	23.5%
C	Bayview	0.0%	5.9%	0.0%	0.0%	0.0%	5.9%
D	Mission	0.0%	0.0%	0.0%	0.0%	0.0%	0.0%
E	Northern	11.8%	0.0%	0.0%	0.0%	0.0%	11.8%
F	Park	0.0%	0.0%	0.0%	0.0%	0.0%	0.0%
G	Richmond	5.9%	5.9%	0.0%	0.0%	0.0%	11.8%
H	Ingleside	5.9%	0.0%	0.0%	0.0%	0.0%	5.9%
I	Taraval	5.9%	5.9%	0.0%	0.0%	0.0%	11.8%
J	Tenderloin	0.0%	5.9%	0.0%	0.0%	0.0%	5.9%
Grand Total		0.0%	0.0%	0.0%	0.0%	0.0%	0.0%

VICTIM DEMOGRAPHIC DATA REPORT  
Q4 2020

HATE CRIME		PERSON COUNT - BIAS MOTIVATION										PERSON COUNT
DISTRICT	DISTRICT	Anti-Christian Armenian	Anti-Asian	Anti-Black	Anti-Hispanic	Anti-Jewish	Anti-Muslim	Citizenship Status	Anti-Transgender	Anti-White	Sexual Orientation	
A	Central				1	1		1		1		4
B	Southern			2	2							4
C	Bayview				1							1
D	Mission											
E	Northern						1		1			2
F	Park											
G	Richmond	1	1									2
H	Ingleside				1							1
I	Taraval		1	1								2
J	Tenderloin										1	1
X	Out of SF											
Grand Total		1	2	3	5	1	1	1	1	1	1	17

HATE CRIME		PERSON COUNT - BIAS MOTIVATION										PERSON COUNT
DISTRICT	DISTRICT	Anti-Christian Armenian	Anti-Asian	Anti-Black	Anti-Hispanic	Anti-Jewish	Anti-Muslim	Citizenship Status	Anti-Transgender	Anti-White	Sexual Orientation	
A	Central	0.0%	0.0%	0.0%	5.9%	5.9%	0.0%	5.9%	0.0%	5.9%	0.0%	23.5%
B	Southern	0.0%	0.0%	11.8%	11.8%	0.0%	0.0%	0.0%	0.0%	0.0%	0.0%	23.5%
C	Bayview	0.0%	0.0%	0.0%	5.9%	0.0%	0.0%	0.0%	0.0%	0.0%	0.0%	5.9%
D	Mission	0.0%	0.0%	0.0%	0.0%	0.0%	0.0%	0.0%	0.0%	0.0%	0.0%	0.0%
E	Northern	0.0%	0.0%	0.0%	0.0%	0.0%	5.9%	0.0%	5.9%	0.0%	0.0%	11.8%
F	Park	0.0%	0.0%	0.0%	0.0%	0.0%	0.0%	0.0%	0.0%	0.0%	0.0%	0.0%
G	Richmond	5.9%	5.9%	0.0%	0.0%	0.0%	0.0%	0.0%	0.0%	0.0%	0.0%	11.8%
H	Ingleside	0.0%	0.0%	0.0%	5.9%	0.0%	0.0%	0.0%	0.0%	0.0%	0.0%	5.9%
I	Taraval	0.0%	5.9%	5.9%	0.0%	0.0%	0.0%	0.0%	0.0%	0.0%	0.0%	11.8%
J	Tenderloin	0.0%	0.0%	0.0%	0.0%	0.0%	0.0%	0.0%	0.0%	0.0%	5.9%	5.9%
X	Out of SF	0.0%	0.0%	0.0%	0.0%	0.0%	0.0%	0.0%	0.0%	0.0%	0.0%	0.0%
Grand Total		5.9%	11.8%	17.6%	29.4%	5.9%	5.9%	5.9%	5.9%	5.9%	5.9%	100.0%

VICTIM DEMOGRAPHIC DATA REPORT  
Q4 2020

HATE CRIME	PERSON COUNT							PERSON COUNT
	American Indian or Alaskan Native	Asian or Pacific Islander	Black	Hispanic or Latin	OTHERS	Unknown	White	
Q4 2019			2			1	3	6
Q4 2020		3	4	5	2	1	2	17
Difference	0	3	2	5	2	0	-1	11
% Change	not calc	not calc	100.0%	not calc	not calc	0.0%	-33.3%	183.3%

HATE CRIME	PERSON COUNT							PERSON COUNT
	0-17	18-29	30-39	40-49	50-59	60+	Unknown	
Q4 2019	1		1	1	2		1	6
Q4 2020	1	4	4	4	1	2	1	17
Difference	0	4	3	3	-1	2	0	11
% Change	0.0%	not calc	300.0%	300.0%	-50.0%	not calc	0.0%	183.3%

HATE CRIME	PERSON COUNT					PERSON COUNT
	Female	Male	Nonbinary	OTHERS	Unknown	
Q4 2019		5			1	6
Q4 2020	8	8			1	17
Difference	8	3	0	0	0	11
% Change	not calc	60.0%	not calc	not calc	0.0%	183.3%

HATE CRIME	PERSON COUNT - BIAS MOTIVATION										PERSON COUNT
	Anti-Christian Armenian	Anti-Asian	Anti-Black	Anti-Hispanic	Anti-Jewish	Anti-Muslim	Citizenship Status	Anti-Transgender	Anti-White	Sexual Orientation	
Q4 2019			1						1	4	6
Q4 2020	1	2	3	5	1	1	1	1	1	1	17
Difference	1	2	2	5	1	1	1	1	0	-3	11
% Change	not calc	not calc	200.0%	not calc	not calc	not calc	not calc	not calc	0.0%	-75.0%	183.3%



VICTIM DEMOGRAPHIC DATA REPORT  
Q4 2020 - Year to Date

AGGRAVATED ASSAULT		PERSON COUNT							PERSON COUNT
DISTRICT	DISTRICT	American Indian or Alaskan Native	Asian or Pacific Islander	Black	Hispanic or Latin	OTHERS	Unknown	White	
A	Central		51	54	52	28	12	93	290
B	Southern		39	107	76	22	21	154	419
C	Bayview	2	52	291	184	50	28	74	681
D	Mission	1	29	69	195	41	17	114	466
E	Northern	4	44	71	80	32	13	140	384
F	Park	2	5	26	12	13	3	46	107
G	Richmond		25	11	10	7	4	51	108
H	Ingleside	2	71	85	150	29	19	82	438
I	Taraval		35	24	32	10	12	43	156
J	Tenderloin	5	45	162	110	31	21	157	531
X	Out of SF		1	2	3	3		2	11
Grand Total		16	397	902	904	266	150	956	3591

AGGRAVATED ASSAULT		PERSON COUNT							PERSON COUNT
DISTRICT	DISTRICT	American Indian or Alaskan Native	Asian or Pacific Islander	Black	Hispanic or Latin	OTHERS	Unknown	White	
A	Central		1.4%	1.5%	1.4%	0.8%	0.3%	2.6%	8.1%
B	Southern		1.1%	3.0%	2.1%	0.6%	0.6%	4.3%	11.7%
C	Bayview	0.1%	1.4%	8.1%	5.1%	1.4%	0.8%	2.1%	19.0%
D	Mission	0.0%	0.8%	1.9%	5.4%	1.1%	0.5%	3.2%	13.0%
E	Northern	0.1%	1.2%	2.0%	2.2%	0.9%	0.4%	3.9%	10.7%
F	Park	0.1%	0.1%	0.7%	0.3%	0.4%	0.1%	1.3%	3.0%
G	Richmond		0.7%	0.3%	0.3%	0.2%	0.1%	1.4%	3.0%
H	Ingleside	0.1%	2.0%	2.4%	4.2%	0.8%	0.5%	2.3%	12.2%
I	Taraval		1.0%	0.7%	0.9%	0.3%	0.3%	1.2%	4.3%
J	Tenderloin	0.1%	1.3%	4.5%	3.1%	0.9%	0.6%	4.4%	14.8%
X	Out of SF		0.0%	0.1%	0.1%	0.1%		0.1%	0.3%
Grand Total		0.4%	11.1%	25.1%	25.2%	7.4%	4.2%	26.6%	100.0%

AGGRAVATED ASSAULT		PERSON COUNT							PERSON COUNT
DISTRICT	DISTRICT	0-17	18-29	30-39	40-49	50-59	60+	Unknown	
A	Central	15	65	65	44	30	39	32	290
B	Southern	15	71	101	78	76	37	41	419
C	Bayview	48	184	136	114	76	53	70	681
D	Mission	16	101	111	89	63	40	46	466
E	Northern	16	101	93	51	33	47	43	384
F	Park	1	30	27	10	14	11	14	107
G	Richmond	6	27	13	29	12	12	9	108
H	Ingleside	26	102	96	72	46	49	47	438
I	Taraval	10	37	31	27	18	20	13	156
J	Tenderloin	12	109	108	80	107	68	47	531
X	Out of SF	1	4	1		2	1	2	11
Grand Total		166	831	782	594	477	377	364	3591

VICTIM DEMOGRAPHIC DATA REPORT  
Q4 2020 - Year to Date

AGGRAVATED ASSAULT		PERSON COUNT								PERSON COUNT
DISTRICT	DISTRICT	0-17	18-29	30-39	40-49	50-59	60+	Unknown		
A	Central	0.4%	1.8%	1.8%	1.2%	0.8%	1.1%	0.9%		8.1%
B	Southern	0.4%	2.0%	2.8%	2.2%	2.1%	1.0%	1.1%		11.7%
C	Bayview	1.3%	5.1%	3.8%	3.2%	2.1%	1.5%	1.9%		19.0%
D	Mission	0.4%	2.8%	3.1%	2.5%	1.8%	1.1%	1.3%		13.0%
E	Northern	0.4%	2.8%	2.6%	1.4%	0.9%	1.3%	1.2%		10.7%
F	Park	0.0%	0.8%	0.8%	0.3%	0.4%	0.3%	0.4%		3.0%
G	Richmond	0.2%	0.8%	0.4%	0.8%	0.3%	0.3%	0.3%		3.0%
H	Ingleside	0.7%	2.8%	2.7%	2.0%	1.3%	1.4%	1.3%		12.2%
I	Taraval	0.3%	1.0%	0.9%	0.8%	0.5%	0.6%	0.4%		4.3%
J	Tenderloin	0.3%	3.0%	3.0%	2.2%	3.0%	1.9%	1.3%		14.8%
X	Out of SF	0.0%	0.1%	0.0%		0.1%	0.0%	0.1%		0.3%
Grand Total		4.6%	23.1%	21.8%	16.5%	13.3%	10.5%	10.1%		100.0%

AGGRAVATED ASSAULT		PERSON COUNT				PERSON COUNT
DISTRICT	DISTRICT	Female	Male	OTHERS	Unknown	
A	Central	72	192	24	2	290
B	Southern	125	264	22	8	419
C	Bayview	259	374	32	16	681
D	Mission	105	322	38	1	466
E	Northern	102	248	33	1	384
F	Park	24	74	9		107
G	Richmond	32	69	7		108
H	Ingleside	164	242	26	6	438
I	Taraval	61	85	10		156
J	Tenderloin	115	384	32		531
X	Out of SF	4	4	3		11
Grand Total		1063	2258	236	34	3591

AGGRAVATED ASSAULT		PERSON COUNT				PERSON COUNT
DISTRICT	DISTRICT	Female	Male	OTHERS	Unknown	
A	Central	2.0%	5.3%	0.7%	0.1%	8.1%
B	Southern	3.5%	7.4%	0.6%	0.2%	11.7%
C	Bayview	7.2%	10.4%	0.9%	0.4%	19.0%
D	Mission	2.9%	9.0%	1.1%	0.0%	13.0%
E	Northern	2.8%	6.9%	0.9%	0.0%	10.7%
F	Park	0.7%	2.1%	0.3%		3.0%
G	Richmond	0.9%	1.9%	0.2%		3.0%
H	Ingleside	4.6%	6.7%	0.7%	0.2%	12.2%
I	Taraval	1.7%	2.4%	0.3%		4.3%
J	Tenderloin	3.2%	10.7%	0.9%		14.8%
X	Out of SF	0.1%	0.1%	0.1%		0.3%
Grand Total		29.6%	62.9%	6.6%	0.9%	100.0%

VICTIM DEMOGRAPHIC DATA REPORT

Q4 2020 - Year to Date

AGGRAVATED ASSAULT	PERSON COUNT							PERSON COUNT
	American Indian or Alaskan Native	Asian or Pacific Islander	Black	Hispanic or Latin	OTHERS	Unknown	White	
YTD Q1-Q4 2019	25	501	896	1129	237	193	1213	4194
YTD Q1-Q4 2020	16	397	902	904	266	150	956	3591
Difference	-9	-104	6	-225	29	-43	-257	-603
% Change	-36.0%	-20.8%	0.7%	-19.9%	12.2%	-22.3%	-21.2%	-14.4%

AGGRAVATED ASSAULT	PERSON COUNT							PERSON COUNT
	0-17	18-29	30-39	40-49	50-59	60+	Unknown	
YTD Q1-Q4 2019	235	1105	913	694	531	379	337	4194
YTD Q1-Q4 2020	166	831	782	594	477	377	364	3591
Difference	-69	-274	-131	-100	-54	-2	27	-603
% Change	-29.4%	-24.8%	-14.3%	-14.4%	-10.2%	-0.5%	8.0%	-14.4%

AGGRAVATED ASSAULT	PERSON COUNT					PERSON COUNT
	Female	Male	Nonbinary	OTHERS	Unknown	
YTD Q1-Q4 2019	1287	2671	4	218	14	4194
YTD Q1-Q4 2020	1063	2258	0	236	34	3591
Difference	-224	-413	-4	18	20	-603
% Change	-17.4%	-15.5%	-100.0%	8.3%	142.9%	-14.4%

VICTIM DEMOGRAPHIC DATA REPORT  
Q4 2020 - Year to Date

BATTERY/OTHER ASSAULT		PERSON COUNT							PERSON COUNT
DISTRICT	DISTRICT	American Indian or Alaskan Native	Asian or Pacific Islander	Black	Hispanic or Latin	OTHERS	Unknown	White	
A	Central	3	109	94	92	69	31	210	608
B	Southern	10	73	164	127	50	42	226	692
C	Bayview	2	61	224	214	15	14	72	602
D	Mission	4	65	105	292	45	21	220	752
E	Northern	3	86	108	106	54	52	230	639
F	Park	5	18	23	18	16	18	66	164
G	Richmond	3	39	15	19	13	9	82	180
H	Ingleside	2	56	74	190	20	9	93	444
I	Taraval	1	64	51	80	19	18	111	344
J	Tenderloin	7	90	214	153	44	41	255	804
X	Out of SF		5	15	13	5	3	9	50
Grand Total		40	666	1087	1304	350	258	1574	5279

BATTERY/OTHER ASSAULT		PERSON COUNT							PERSON COUNT
DISTRICT	DISTRICT	American Indian or Alaskan Native	Asian or Pacific Islander	Black	Hispanic or Latin	OTHERS	Unknown	White	
A	Central	0.1%	2.1%	1.8%	1.7%	1.3%	0.6%	4.0%	11.5%
B	Southern	0.2%	1.4%	3.1%	2.4%	0.9%	0.8%	4.3%	13.1%
C	Bayview	0.0%	1.2%	4.2%	4.1%	0.3%	0.3%	1.4%	11.4%
D	Mission	0.1%	1.2%	2.0%	5.5%	0.9%	0.4%	4.2%	14.2%
E	Northern	0.1%	1.6%	2.0%	2.0%	1.0%	1.0%	4.4%	12.1%
F	Park	0.1%	0.3%	0.4%	0.3%	0.3%	0.3%	1.3%	3.1%
G	Richmond	0.1%	0.7%	0.3%	0.4%	0.2%	0.2%	1.6%	3.4%
H	Ingleside	0.0%	1.1%	1.4%	3.6%	0.4%	0.2%	1.8%	8.4%
I	Taraval	0.0%	1.2%	1.0%	1.5%	0.4%	0.3%	2.1%	6.5%
J	Tenderloin	0.1%	1.7%	4.1%	2.9%	0.8%	0.8%	4.8%	15.2%
X	Out of SF		0.1%	0.3%	0.2%	0.1%	0.1%	0.2%	0.9%
Grand Total		0.8%	12.6%	20.6%	24.7%	6.6%	4.9%	29.8%	100.0%

BATTERY/OTHER ASSAULT		PERSON COUNT							PERSON COUNT
DISTRICT	DISTRICT	0-17	18-29	30-39	40-49	50-59	60+	Unknown	
A	Central	19	133	124	77	92	78	85	608
B	Southern	21	139	172	119	88	85	68	692
C	Bayview	66	145	132	108	78	55	18	602
D	Mission	46	146	176	124	127	75	58	752
E	Northern	48	114	151	113	68	79	66	639
F	Park	13	20	43	35	21	17	15	164
G	Richmond	5	33	29	38	33	27	15	180
H	Ingleside	49	90	94	70	67	50	24	444
I	Taraval	28	92	58	49	50	44	23	344
J	Tenderloin	23	129	177	138	185	100	52	804
X	Out of SF	7	11	11	10	5	2	4	50
Grand Total		325	1052	1167	881	814	612	428	5279

VICTIM DEMOGRAPHIC DATA REPORT  
Q4 2020 - Year to Date

BATTERY/OTHER ASSAULT		PERSON COUNT								PERSON COUNT
DISTRICT	DISTRICT	0-17	18-29	30-39	40-49	50-59	60+	Unknown		
A	Central	0.4%	2.5%	2.3%	1.5%	1.7%	1.5%	1.6%		11.5%
B	Southern	0.4%	2.6%	3.3%	2.3%	1.7%	1.6%	1.3%		13.1%
C	Bayview	1.3%	2.7%	2.5%	2.0%	1.5%	1.0%	0.3%		11.4%
D	Mission	0.9%	2.8%	3.3%	2.3%	2.4%	1.4%	1.1%		14.2%
E	Northern	0.9%	2.2%	2.9%	2.1%	1.3%	1.5%	1.3%		12.1%
F	Park	0.2%	0.4%	0.8%	0.7%	0.4%	0.3%	0.3%		3.1%
G	Richmond	0.1%	0.6%	0.5%	0.7%	0.6%	0.5%	0.3%		3.4%
H	Ingleside	0.9%	1.7%	1.8%	1.3%	1.3%	0.9%	0.5%		8.4%
I	Taraval	0.5%	1.7%	1.1%	0.9%	0.9%	0.8%	0.4%		6.5%
J	Tenderloin	0.4%	2.4%	3.4%	2.6%	3.5%	1.9%	1.0%		15.2%
X	Out of SF	0.1%	0.2%	0.2%	0.2%	0.1%	0.0%	0.1%		0.9%
Grand Total		6.2%	19.9%	22.1%	16.7%	15.4%	11.6%	8.1%		100.0%

BATTERY/OTHER ASSAULT		PERSON COUNT					PERSON COUNT
DISTRICT	DISTRICT	Female	Male	Nonbinary	OTHERS	Unknown	
A	Central	214	330		63	1	608
B	Southern	287	355	1	47	2	692
C	Bayview	338	251		11	2	602
D	Mission	287	422		42	1	752
E	Northern	275	309	1	53	1	639
F	Park	72	82		9	1	164
G	Richmond	71	96		13		180
H	Ingleside	230	196		18		444
I	Taraval	184	142		18		344
J	Tenderloin	321	440		41	2	804
X	Out of SF	28	18		4		50
Grand Total		2307	2641	2	319	10	5279

BATTERY/OTHER ASSAULT		PERSON COUNT					PERSON COUNT
DISTRICT	DISTRICT	Female	Male	Nonbinary	OTHERS	Unknown	
A	Central	4.1%	6.3%		1.2%	0.00018943	11.5%
B	Southern	5.4%	6.7%	0.0%	0.9%	0.0%	13.1%
C	Bayview	6.4%	4.8%		0.2%	0.0%	11.4%
D	Mission	5.4%	8.0%		0.8%	0.0%	14.2%
E	Northern	5.2%	5.9%	0.0%	1.0%	0.0%	12.1%
F	Park	1.4%	1.6%		0.2%	0.0%	3.1%
G	Richmond	1.3%	1.8%		0.2%		3.4%
H	Ingleside	4.4%	3.7%		0.3%		8.4%
I	Taraval	3.5%	2.7%		0.3%		6.5%
J	Tenderloin	6.1%	8.3%		0.8%	0.0%	15.2%
X	Out of SF	0.5%	0.3%		0.1%		0.9%
Grand Total		43.7%	50.0%	0.0%	6.0%	0.2%	100.0%

VICTIM DEMOGRAPHIC DATA REPORT

Q4 2020 - Year to Date

BATTERY/OTHER ASSAULT	PERSON COUNT							PERSON COUNT
	American Indian or Alaskan Native	Asian or Pacific Islander	Black	Hispanic or Latin	OTHERS	Unknown	White	
YTD Q1-Q4 2019	42	905	1417	1605	400	363	2199	6931
YTD Q1-Q4 2020	40	666	1087	1304	350	258	1574	5279
Difference	-2	-239	-330	-301	-50	-105	-625	-1652
% Change	-4.8%	-26.4%	-23.3%	-18.8%	-12.5%	-28.9%	-28.4%	-23.8%

BATTERY/OTHER ASSAULT	PERSON COUNT							PERSON COUNT
	0-17	18-29	30-39	40-49	50-59	60+	Unknown	
YTD Q1-Q4 2019	503	1565	1604	1077	1011	702	469	6931
YTD Q1-Q4 2020	325	1052	1167	881	814	612	428	5279
Difference	-178	-513	-437	-196	-197	-90	-41	-1652
% Change	-35.4%	-32.8%	-27.2%	-18.2%	-19.5%	-12.8%	-8.7%	-23.8%

BATTERY/OTHER ASSAULT	PERSON COUNT					PERSON COUNT
	Female	Male	Nonbinary	OTHERS	Unknown	
YTD Q1-Q4 2019	3090	3479	5	346	11	6931
YTD Q1-Q4 2020	2307	2641	2	319	10	5279
Difference	-783	-838	-3	-27	-1	-1652
% Change	-25.3%	-24.1%	-60.0%	-7.8%	-9.1%	-23.8%

VICTIM DEMOGRAPHIC DATA REPORT  
Q4 2020 - Year to Date

ROBBERY		PERSON COUNT							PERSON COUNT
DISTRICT	DISTRICT	American Indian or Alaskan Native	Asian or Pacific Islander	Black	Hispanic or Latin	OTHERS	Unknown	White	
A	Central	1	154	55	64	207	24	116	621
B	Southern	4	53	56	85	63	12	107	380
C	Bayview	4	78	60	128	74	14	40	398
D	Mission	1	56	25	219	90	21	98	510
E	Northern	8	136	52	69	129	29	137	560
F	Park	2	9	12	11	13	4	23	74
G	Richmond	7	51	6	8	45	9	57	183
H	Ingleside	3	120	22	124	81	14	48	412
I	Taraval		57	13	28	23	8	17	146
J	Tenderloin	9	45	74	105	79	22	123	457
X	Out of SF		2	1	5	1	2	2	13
Grand Total		39	761	376	846	805	159	768	3754

ROBBERY		PERSON COUNT							PERSON COUNT
DISTRICT	DISTRICT	American Indian or Alaskan Native	Asian or Pacific Islander	Black	Hispanic or Latin	OTHERS	Unknown	White	
A	Central	0.0%	4.1%	1.5%	1.7%	5.5%	0.6%	3.1%	16.5%
B	Southern	0.1%	1.4%	1.5%	2.3%	1.7%	0.3%	2.9%	10.1%
C	Bayview	0.1%	2.1%	1.6%	3.4%	2.0%	0.4%	1.1%	10.6%
D	Mission	0.0%	1.5%	0.7%	5.8%	2.4%	0.6%	2.6%	13.6%
E	Northern	0.2%	3.6%	1.4%	1.8%	3.4%	0.8%	3.6%	14.9%
F	Park	0.1%	0.2%	0.3%	0.3%	0.3%	0.1%	0.6%	2.0%
G	Richmond	0.2%	1.4%	0.2%	0.2%	1.2%	0.2%	1.5%	4.9%
H	Ingleside	0.1%	3.2%	0.6%	3.3%	2.2%	0.4%	1.3%	11.0%
I	Taraval		1.5%	0.3%	0.7%	0.6%	0.2%	0.5%	3.9%
J	Tenderloin	0.2%	1.2%	2.0%	2.8%	2.1%	0.6%	3.3%	12.2%
X	Out of SF		0.1%	0.0%	0.1%	0.0%	0.1%	0.1%	0.3%
Grand Total		1.0%	20.3%	10.0%	22.5%	21.4%	4.2%	20.5%	100.0%

ROBBERY		PERSON COUNT							PERSON COUNT
DISTRICT	DISTRICT	0-17	18-29	30-39	40-49	50-59	60+	Unknown	
A	Central	7	130	113	58	58	50	205	621
B	Southern	11	86	73	66	54	35	55	380
C	Bayview	29	111	83	52	37	41	45	398
D	Mission	24	113	115	75	65	30	88	510
E	Northern	10	149	116	63	44	46	132	560
F	Park	2	25	12	14	3	7	11	74
G	Richmond	12	35	21	31	17	19	48	183
H	Ingleside	28	97	71	47	47	43	79	412
I	Taraval	9	37	22	17	17	24	20	146
J	Tenderloin	9	133	100	54	39	41	81	457
X	Out of SF	1	5	3	2	1	1		13
Grand Total		142	921	729	479	382	337	764	3754

VICTIM DEMOGRAPHIC DATA REPORT  
Q4 2020 - Year to Date

ROBBERY		PERSON COUNT								PERSON COUNT
DISTRICT	DISTRICT	0-17	18-29	30-39	40-49	50-59	60+	Unknown		
A	Central		0.2%	3.5%	3.0%	1.5%	1.5%	1.3%	5.5%	16.5%
B	Southern		0.3%	2.3%	1.9%	1.8%	1.4%	0.9%	1.5%	10.1%
C	Bayview		0.8%	3.0%	2.2%	1.4%	1.0%	1.1%	1.2%	10.6%
D	Mission		0.6%	3.0%	3.1%	2.0%	1.7%	0.8%	2.3%	13.6%
E	Northern		0.3%	4.0%	3.1%	1.7%	1.2%	1.2%	3.5%	14.9%
F	Park		0.1%	0.7%	0.3%	0.4%	0.1%	0.2%	0.3%	2.0%
G	Richmond		0.3%	0.9%	0.6%	0.8%	0.5%	0.5%	1.3%	4.9%
H	Ingleside		0.7%	2.6%	1.9%	1.3%	1.3%	1.1%	2.1%	11.0%
I	Taraval		0.2%	1.0%	0.6%	0.5%	0.5%	0.6%	0.5%	3.9%
J	Tenderloin		0.2%	3.5%	2.7%	1.4%	1.0%	1.1%	2.2%	12.2%
X	Out of SF		0.0%	0.1%	0.1%	0.1%	0.0%	0.0%		0.3%
Grand Total			3.8%	24.5%	19.4%	12.8%	10.2%	9.0%	20.4%	100.0%

ROBBERY		PERSON COUNT					PERSON COUNT
DISTRICT	DISTRICT	Female	Male	Nonbinary	OTHERS	Unknown	
A	Central	176	240		204	1	621
B	Southern	112	206		62		380
C	Bayview	105	222		71		398
D	Mission	112	305	1	88	4	510
E	Northern	179	252		124	5	560
F	Park	19	42		13		74
G	Richmond	60	78		45		183
H	Ingleside	110	219		81	2	412
I	Taraval	48	74		24		146
J	Tenderloin	101	278		77	1	457
X	Out of SF	8	5				13
Grand Total		1030	1921	1	789	13	3754

ROBBERY		PERSON COUNT					PERSON COUNT
DISTRICT	DISTRICT	Female	Male	Nonbinary	OTHERS	Unknown	
A	Central	4.7%	6.4%		5.4%	0.0%	16.5%
B	Southern	3.0%	5.5%		1.7%		10.1%
C	Bayview	2.8%	5.9%		1.9%		10.6%
D	Mission	3.0%	8.1%	0.0%	2.3%	0.1%	13.6%
E	Northern	4.8%	6.7%		3.3%	0.1%	14.9%
F	Park	0.5%	1.1%		0.3%		2.0%
G	Richmond	1.6%	2.1%		1.2%		4.9%
H	Ingleside	2.9%	5.8%		2.2%	0.1%	11.0%
I	Taraval	1.3%	2.0%		0.6%		3.9%
J	Tenderloin	2.7%	7.4%		2.1%	0.0%	12.2%
X	Out of SF	0.2%	0.1%				0.3%
Grand Total		27.4%	51.2%	0.0%	21.0%	0.3%	100.0%



VICTIM DEMOGRAPHIC DATA REPORT

Q4 2020 - Year to Date

ROBBERY	PERSON COUNT							PERSON COUNT
	American Indian or Alaskan Native	Asian or Pacific Islander	Black	Hispanic or Latin	OTHERS	Unknown	White	
YTD Q1-Q4 2019	47	922	445	1090	800	199	1059	4562
YTD Q1-Q4 2020	39	761	376	846	805	159	768	3754
Difference	-8	-161	-69	-244	5	-40	-291	-808
% Change	-17.0%	-17.5%	-15.5%	-22.4%	0.6%	-20.1%	-27.5%	-17.7%

ROBBERY	PERSON COUNT							PERSON COUNT
	0-17	18-29	30-39	40-49	50-59	60+	Unknown	
YTD Q1-Q4 2019	243	1246	913	588	434	347	791	4562
YTD Q1-Q4 2020	142	921	729	479	382	337	764	3754
Difference	-101	-325	-184	-109	-52	-10	-27	-808
% Change	-41.6%	-26.1%	-20.2%	-18.5%	-12.0%	-2.9%	-3.4%	-17.7%

ROBBERY	PERSON COUNT					PERSON COUNT
	Female	Male	Nonbinary	OTHERS	Unknown	
YTD Q1-Q4 2019	1412	2349	4	785	12	4562
YTD Q1-Q4 2020	1030	1921	1	789	13	3754
Difference	-382	-428	-3	4	1	-808
% Change	-27.1%	-18.2%	-75.0%	0.5%	8.3%	-17.7%

VICTIM DEMOGRAPHIC DATA REPORT  
Q4 2020 - Year to Date

BURGLARY		PERSON COUNT							PERSON COUNT
DISTRICT	DISTRICT	American Indian or Alaskan Native	Asian or Pacific Islander	Black	Hispanic or Latin	OTHERS	Unknown	White	
A	Central	4	195	32	58	761	100	414	1564
B	Southern	8	149	56	66	638	113	364	1394
C	Bayview	10	123	37	41	217	31	170	629
D	Mission	11	129	27	110	417	108	573	1375
E	Northern	16	199	44	77	750	208	893	2187
F	Park	12	68	12	26	170	90	558	936
G	Richmond	10	181	11	21	217	46	415	901
H	Ingleside	8	226	25	93	191	46	420	1009
I	Taraval	5	188	20	28	163	49	284	737
J	Tenderloin	4	41	31	36	246	34	71	463
X	Out of SF			1		6	1	6	14
Grand Total		88	1499	296	556	3776	826	4168	11209

BURGLARY		PERSON COUNT							PERSON COUNT
DISTRICT	DISTRICT	American Indian or Alaskan Native	Asian or Pacific Islander	Black	Hispanic or Latin	OTHERS	Unknown	White	
A	Central	0.0%	1.7%	0.3%	0.5%	6.8%	0.9%	3.7%	14.0%
B	Southern	0.1%	1.3%	0.5%	0.6%	5.7%	1.0%	3.2%	12.4%
C	Bayview	0.1%	1.1%	0.3%	0.4%	1.9%	0.3%	1.5%	5.6%
D	Mission	0.1%	1.2%	0.2%	1.0%	3.7%	1.0%	5.1%	12.3%
E	Northern	0.1%	1.8%	0.4%	0.7%	6.7%	1.9%	8.0%	19.5%
F	Park	0.1%	0.6%	0.1%	0.2%	1.5%	0.8%	5.0%	8.4%
G	Richmond	0.1%	1.6%	0.1%	0.2%	1.9%	0.4%	3.7%	8.0%
H	Ingleside	0.1%	2.0%	0.2%	0.8%	1.7%	0.4%	3.7%	9.0%
I	Taraval	0.0%	1.7%	0.2%	0.2%	1.5%	0.4%	2.5%	6.6%
J	Tenderloin	0.0%	0.4%	0.3%	0.3%	2.2%	0.3%	0.6%	4.1%
X	Out of SF			0.0%		0.1%	0.0%	0.1%	0.1%
Grand Total		0.8%	13.4%	2.6%	5.0%	33.7%	7.4%	37.2%	100.0%

BURGLARY		PERSON COUNT							PERSON COUNT
DISTRICT	DISTRICT	0-17	18-29	30-39	40-49	50-59	60+	Unknown	
A	Central	5	161	201	162	130	135	770	1564
B	Southern	6	169	201	160	110	74	674	1394
C	Bayview	9	62	99	100	70	73	216	629
D	Mission	15	135	315	231	162	123	394	1375
E	Northern	17	279	455	291	225	202	718	2187
F	Park	3	133	251	169	129	107	144	936
G	Richmond	10	83	155	161	171	130	191	901
H	Ingleside	39	83	238	167	149	155	178	1009
I	Taraval	16	75	144	125	102	122	153	737
J	Tenderloin		32	52	57	40	39	243	463
X	Out of SF		1	7		2	1	3	14
Grand Total		120	1213	2118	1623	1290	1161	3684	11209

VICTIM DEMOGRAPHIC DATA REPORT  
Q4 2020 - Year to Date

BURGLARY		PERSON COUNT								PERSON COUNT
DISTRICT	DISTRICT	0-17	18-29	30-39	40-49	50-59	60+	Unknown		
A	Central	0.0%	1.4%	1.8%	1.4%	1.2%	1.2%	6.9%		14.0%
B	Southern	0.1%	1.5%	1.8%	1.4%	1.0%	0.7%	6.0%		12.4%
C	Bayview	0.1%	0.6%	0.9%	0.9%	0.6%	0.7%	1.9%		5.6%
D	Mission	0.1%	1.2%	2.8%	2.1%	1.4%	1.1%	3.5%		12.3%
E	Northern	0.2%	2.5%	4.1%	2.6%	2.0%	1.8%	6.4%		19.5%
F	Park	0.0%	1.2%	2.2%	1.5%	1.2%	1.0%	1.3%		8.4%
G	Richmond	0.1%	0.7%	1.4%	1.4%	1.5%	1.2%	1.7%		8.0%
H	Ingleside	0.3%	0.7%	2.1%	1.5%	1.3%	1.4%	1.6%		9.0%
I	Taraval	0.1%	0.7%	1.3%	1.1%	0.9%	1.1%	1.4%		6.6%
J	Tenderloin		0.3%	0.5%	0.5%	0.4%	0.3%	2.2%		4.1%
X	Out of SF		0.0%	0.1%		0.0%	0.0%	0.0%		0.1%
Grand Total		1.1%	10.8%	18.9%	14.5%	11.5%	10.4%	32.9%		100.0%

BURGLARY		PERSON COUNT					PERSON COUNT
DISTRICT	DISTRICT	Female	Male	Nonbinary	OTHERS	Unknown	
A	Central	299	510		726	29	1564
B	Southern	224	509	1	608	52	1394
C	Bayview	134	284		204	7	629
D	Mission	320	671	1	360	23	1375
E	Northern	503	981	2	644	57	2187
F	Park	260	536		127	13	936
G	Richmond	256	464		179	2	901
H	Ingleside	335	511		162	1	1009
I	Taraval	218	375		142	2	737
J	Tenderloin	59	161		238	5	463
X	Out of SF	6	6		2		14
Grand Total		2614	5008	4	3392	191	11209

BURGLARY		PERSON COUNT					PERSON COUNT
DISTRICT	DISTRICT	Female	Male	Nonbinary	OTHERS	Unknown	
A	Central	2.7%	4.5%		6.5%	0.3%	14.0%
B	Southern	2.0%	4.5%	0.0%	5.4%	0.5%	12.4%
C	Bayview	1.2%	2.5%		1.8%	0.1%	5.6%
D	Mission	2.9%	6.0%	0.0%	3.2%	0.2%	12.3%
E	Northern	4.5%	8.8%	0.0%	5.7%	0.5%	19.5%
F	Park	2.3%	4.8%		1.1%	0.1%	8.4%
G	Richmond	2.3%	4.1%		1.6%	0.0%	8.0%
H	Ingleside	3.0%	4.6%		1.4%	0.0%	9.0%
I	Taraval	1.9%	3.3%		1.3%	0.0%	6.6%
J	Tenderloin	0.5%	1.4%		2.1%	0.0%	4.1%
X	Out of SF	0.1%	0.1%		0.0%		0.1%
Grand Total		23.3%	44.7%	0.0%	30.3%	1.7%	100.0%

VICTIM DEMOGRAPHIC DATA REPORT  
Q4 2020 - Year to Date

BURGLARY	PERSON COUNT							PERSON COUNT
	American Indian or Alaskan Native	Asian or Pacific Islander	Black	Hispanic or Latin	OTHERS	Unknown	White	
YTD Q1-Q4 2019	57	1205	276	461	2613	409	2607	7628
YTD Q1-Q4 2020	88	1499	296	556	3776	826	4168	11209
Difference	31	294	20	95	1163	417	1561	3581
% Change	54.4%	24.4%	7.2%	20.6%	44.5%	102.0%	59.9%	46.9%

BURGLARY	PERSON COUNT							PERSON COUNT
	0-17	18-29	30-39	40-49	50-59	60+	Unknown	
YTD Q1-Q4 2019	84	918	1348	1020	844	872	2542	7628
YTD Q1-Q4 2020	120	1213	2118	1623	1290	1161	3684	11209
Difference	36	295	770	603	446	289	1142	3581
% Change	42.9%	32.1%	57.1%	59.1%	52.8%	33.1%	44.9%	46.9%

BURGLARY	PERSON COUNT					PERSON COUNT
	Female	Male	Nonbinary	OTHERS	Unknown	
YTD Q1-Q4 2019	2037	3123	2	2368	98	7628
YTD Q1-Q4 2020	2614	5008	4	3392	191	11209
Difference	577	1885	2	1024	93	3581
% Change	28.3%	60.4%	100.0%	43.2%	94.9%	46.9%

VICTIM DEMOGRAPHIC DATA REPORT  
Q4 2020 - Year to Date

LARCENY THEFT		PERSON COUNT							PERSON COUNT
DISTRICT	DISTRICT	American Indian or Alaskan Native	Asian or Pacific Islander	Black	Hispanic or Latin	OTHERS	Unknown	White	
A	Central	18	723	208	457	2692	243	1519	5860
B	Southern	14	420	199	276	1211	165	840	3125
C	Bayview	9	260	213	240	754	84	453	2013
D	Mission	11	287	124	375	1320	119	1051	3287
E	Northern	25	866	225	456	2953	314	2028	6867
F	Park	11	260	94	181	1112	165	865	2688
G	Richmond	15	481	80	197	1492	192	1153	3610
H	Ingleside	7	334	129	352	830	78	529	2259
I	Taraval	7	482	78	147	878	95	635	2322
J	Tenderloin	8	179	126	119	478	75	322	1307
X	Out of SF		45	13	16	84	9	72	239
Grand Total		125	4337	1489	2816	13804	1539	9467	33577

LARCENY THEFT		PERSON COUNT							PERSON COUNT
DISTRICT	DISTRICT	American Indian or Alaskan Native	Asian or Pacific Islander	Black	Hispanic or Latin	OTHERS	Unknown	White	
A	Central	0.1%	2.2%	0.6%	1.4%	8.0%	0.7%	4.5%	17.5%
B	Southern	0.0%	1.3%	0.6%	0.8%	3.6%	0.5%	2.5%	9.3%
C	Bayview	0.0%	0.8%	0.6%	0.7%	2.2%	0.3%	1.3%	6.0%
D	Mission	0.0%	0.9%	0.4%	1.1%	3.9%	0.4%	3.1%	9.8%
E	Northern	0.1%	2.6%	0.7%	1.4%	8.8%	0.9%	6.0%	20.5%
F	Park	0.0%	0.8%	0.3%	0.5%	3.3%	0.5%	2.6%	8.0%
G	Richmond	0.0%	1.4%	0.2%	0.6%	4.4%	0.6%	3.4%	10.8%
H	Ingleside	0.0%	1.0%	0.4%	1.0%	2.5%	0.2%	1.6%	6.7%
I	Taraval	0.0%	1.4%	0.2%	0.4%	2.6%	0.3%	1.9%	6.9%
J	Tenderloin	0.0%	0.5%	0.4%	0.4%	1.4%	0.2%	1.0%	3.9%
X	Out of SF		0.1%	0.0%	0.0%	0.3%	0.0%	0.2%	0.7%
Grand Total		0.4%	12.9%	4.4%	8.4%	41.1%	4.6%	28.2%	100.0%

LARCENY THEFT		PERSON COUNT							PERSON COUNT
DISTRICT	DISTRICT	0-17	18-29	30-39	40-49	50-59	60+	Unknown	
A	Central	90	1295	1187	737	525	359	1667	5860
B	Southern	35	842	836	455	307	189	461	3125
C	Bayview	18	429	550	327	255	183	251	2013
D	Mission	33	807	952	489	349	283	374	3287
E	Northern	117	1823	1733	865	656	567	1106	6867
F	Park	46	703	688	388	245	180	438	2688
G	Richmond	66	762	833	561	409	365	614	3610
H	Ingleside	35	392	562	394	292	281	303	2259
I	Taraval	22	484	537	417	297	311	254	2322
J	Tenderloin	13	276	294	189	122	131	282	1307
X	Out of SF	6	62	54	35	31	28	23	239
Grand Total		481	7875	8226	4857	3488	2877	5773	33577

VICTIM DEMOGRAPHIC DATA REPORT  
Q4 2020 - Year to Date

LARCENY THEFT		PERSON COUNT								PERSON COUNT
DISTRICT	DISTRICT	0-17	18-29	30-39	40-49	50-59	60+	Unknown		
A	Central	0.3%	3.9%	3.5%	2.2%	1.6%	1.1%	5.0%		17.5%
B	Southern	0.1%	2.5%	2.5%	1.4%	0.9%	0.6%	1.4%		9.3%
C	Bayview	0.1%	1.3%	1.6%	1.0%	0.8%	0.5%	0.7%		6.0%
D	Mission	0.1%	2.4%	2.8%	1.5%	1.0%	0.8%	1.1%		9.8%
E	Northern	0.3%	5.4%	5.2%	2.6%	2.0%	1.7%	3.3%		20.5%
F	Park	0.1%	2.1%	2.0%	1.2%	0.7%	0.5%	1.3%		8.0%
G	Richmond	0.2%	2.3%	2.5%	1.7%	1.2%	1.1%	1.8%		10.8%
H	Ingleside	0.1%	1.2%	1.7%	1.2%	0.9%	0.8%	0.9%		6.7%
I	Taraval	0.1%	1.4%	1.6%	1.2%	0.9%	0.9%	0.8%		6.9%
J	Tenderloin	0.0%	0.8%	0.9%	0.6%	0.4%	0.4%	0.8%		3.9%
X	Out of SF	0.0%	0.2%	0.2%	0.1%	0.1%	0.1%	0.1%		0.7%
Grand Total		1.4%	23.5%	24.5%	14.5%	10.4%	8.6%	17.2%		100.0%

LARCENY THEFT		PERSON COUNT					PERSON COUNT
DISTRICT	DISTRICT	Female	Male	Nonbinary	OTHERS	Unknown	
A	Central	1760	2452		1618	30	5860
B	Southern	1023	1633		432	37	3125
C	Bayview	739	1013	1	248	12	2013
D	Mission	1173	1749	1	347	17	3287
E	Northern	2631	3148	1	1071	16	6867
F	Park	911	1344		414	19	2688
G	Richmond	1272	1723	1	599	15	3610
H	Ingleside	785	1169		299	6	2259
I	Taraval	885	1175		254	8	2322
J	Tenderloin	377	645	2	278	5	1307
X	Out of SF	112	106		21		239
Grand Total		11668	16157	6	5581	165	33577

LARCENY THEFT		PERSON COUNT					PERSON COUNT
DISTRICT	DISTRICT	Female	Male	Nonbinary	OTHERS	Unknown	
A	Central	5.2%	7.3%		4.8%	0.1%	17.5%
B	Southern	3.0%	4.9%		1.3%	0.1%	9.3%
C	Bayview	2.2%	3.0%	0.0%	0.7%	0.0%	6.0%
D	Mission	3.5%	5.2%	0.0%	1.0%	0.1%	9.8%
E	Northern	7.8%	9.4%	0.0%	3.2%	0.0%	20.5%
F	Park	2.7%	4.0%		1.2%	0.1%	8.0%
G	Richmond	3.8%	5.1%	0.0%	1.8%	0.0%	10.8%
H	Ingleside	2.3%	3.5%		0.9%	0.0%	6.7%
I	Taraval	2.6%	3.5%		0.8%	0.0%	6.9%
J	Tenderloin	1.1%	1.9%	0.0%	0.8%	0.0%	3.9%
X	Out of SF	0.3%	0.3%		0.1%		0.7%
Grand Total		34.7%	48.1%	0.0%	16.6%	0.5%	100.0%

VICTIM DEMOGRAPHIC DATA REPORT  
Q4 2020 - Year to Date

LARCENY THEFT	PERSON COUNT							PERSON COUNT
	American Indian or Alaskan Native	Asian or Pacific Islander	Black	Hispanic or Latin	OTHERS	Unknown	White	
YTD Q1-Q4 2019	241	9450	1920	4047	24195	2357	17645	59855
YTD Q1-Q4 2020	125	4337	1489	2816	13804	1539	9467	33577
Difference	-116	-5113	-431	-1231	-10391	-818	-8178	-26278
% Change	-48.1%	-54.1%	-22.4%	-30.4%	-42.9%	-34.7%	-46.3%	-43.9%

LARCENY THEFT	PERSON COUNT							PERSON COUNT
	0-17	18-29	30-39	40-49	50-59	60+	Unknown	
YTD Q1-Q4 2019	1232	14480	13326	8549	6287	4559	11422	59855
YTD Q1-Q4 2020	481	7875	8226	4857	3488	2877	5773	33577
Difference	-751	-6605	-5100	-3692	-2799	-1682	-5649	-26278
% Change	-61.0%	-45.6%	-38.3%	-43.2%	-44.5%	-36.9%	-49.5%	-43.9%

LARCENY THEFT	PERSON COUNT					PERSON COUNT
	Female	Male	Nonbinary	OTHERS	Unknown	
YTD Q1-Q4 2019	20663	27949	4	10979	260	59855
YTD Q1-Q4 2020	11668	16157	6	5581	165	33577
Difference	-8995	-11792	2	-5398	-95	-26278
% Change	-43.5%	-42.2%	50.0%	-49.2%	-36.5%	-43.9%

VICTIM DEMOGRAPHIC DATA REPORT  
Q4 2020 - Year to Date

MOTOR VEHICLE THEFT		PERSON COUNT							PERSON COUNT
DISTRICT	DISTRICT	American Indian or Alaskan Native	Asian or Pacific Islander	Black	Hispanic or Latin	OTHERS	Unknown	White	
A	Central		2	1	3	446	13	9	474
B	Southern		7	7	6	526	16	20	582
C	Bayview	1	9	16	13	959	4	14	1016
D	Mission	3	10	7	15	806	10	22	873
E	Northern		9	8	9	771	7	24	828
F	Park		4		5	391	3	8	411
G	Richmond		3		3	520	2	15	543
H	Ingleside		11	2	10	928	2	18	971
I	Taraval		9	3	3	662	1	25	703
J	Tenderloin	1	3	3	5	239	4	12	267
X	Out of SF			2	1	19	1	2	25
Grand Total		5	67	49	73	6267	63	169	6693

MOTOR VEHICLE THEFT		PERSON COUNT							PERSON COUNT
DISTRICT	DISTRICT	American Indian or Alaskan Native	Asian or Pacific Islander	Black	Hispanic or Latin	OTHERS	Unknown	White	
A	Central		0.0%	0.0%	0.0%	6.7%	0.2%	0.1%	7.1%
B	Southern		0.1%	0.1%	0.1%	7.9%	0.2%	0.3%	8.7%
C	Bayview	0.0%	0.1%	0.2%	0.2%	14.3%	0.1%	0.2%	15.2%
D	Mission	0.0%	0.1%	0.1%	0.2%	12.0%	0.1%	0.3%	13.0%
E	Northern		0.1%	0.1%	0.1%	11.5%	0.1%	0.4%	12.4%
F	Park		0.1%		0.1%	5.8%	0.0%	0.1%	6.1%
G	Richmond		0.0%		0.0%	7.8%	0.0%	0.2%	8.1%
H	Ingleside		0.2%	0.0%	0.1%	13.9%	0.0%	0.3%	14.5%
I	Taraval		0.1%	0.0%	0.0%	9.9%	0.0%	0.4%	10.5%
J	Tenderloin	0.0%	0.0%	0.0%	0.1%	3.6%	0.1%	0.2%	4.0%
X	Out of SF			0.0%	0.0%	0.3%	0.0%	0.0%	0.4%
Grand Total		0.1%	1.0%	0.7%	1.1%	93.6%	0.9%	2.5%	100.0%

MOTOR VEHICLE THEFT		PERSON COUNT							PERSON COUNT
DISTRICT	DISTRICT	0-17	18-29	30-39	40-49	50-59	60+	Unknown	
A	Central		121	124	65	54	69	41	474
B	Southern	1	107	138	108	85	60	83	582
C	Bayview	2	149	238	229	196	159	43	1016
D	Mission	1	140	238	179	129	126	60	873
E	Northern	1	157	250	159	111	112	38	828
F	Park		72	116	74	79	64	6	411
G	Richmond	1	107	119	108	74	117	17	543
H	Ingleside	1	139	245	188	179	206	13	971
I	Taraval	2	125	149	141	141	133	12	703
J	Tenderloin		64	59	35	50	29	30	267
X	Out of SF		7	4	4	2	1	7	25
Grand Total		9	1188	1680	1290	1100	1076	350	6693



VICTIM DEMOGRAPHIC DATA REPORT  
Q4 2020 - Year to Date

MOTOR VEHICLE THEFT		PERSON COUNT							PERSON COUNT
DISTRICT	DISTRICT	0-17	18-29	30-39	40-49	50-59	60+	Unknown	
A	Central		1.8%	1.9%	1.0%	0.8%	1.0%	0.6%	7.1%
B	Southern	0.0%	1.6%	2.1%	1.6%	1.3%	0.9%	1.2%	8.7%
C	Bayview	0.0%	2.2%	3.6%	3.4%	2.9%	2.4%	0.6%	15.2%
D	Mission	0.0%	2.1%	3.6%	2.7%	1.9%	1.9%	0.9%	13.0%
E	Northern	0.0%	2.3%	3.7%	2.4%	1.7%	1.7%	0.6%	12.4%
F	Park		1.1%	1.7%	1.1%	1.2%	1.0%	0.1%	6.1%
G	Richmond	0.0%	1.6%	1.8%	1.6%	1.1%	1.7%	0.3%	8.1%
H	Ingleside	0.0%	2.1%	3.7%	2.8%	2.7%	3.1%	0.2%	14.5%
I	Taraval	0.0%	1.9%	2.2%	2.1%	2.1%	2.0%	0.2%	10.5%
J	Tenderloin		1.0%	0.9%	0.5%	0.7%	0.4%	0.4%	4.0%
X	Out of SF		0.1%	0.1%	0.1%	0.0%	0.0%	0.1%	0.4%
Grand Total		0.1%	17.7%	25.1%	19.3%	16.4%	16.1%	5.2%	100.0%

MOTOR VEHICLE THEFT		PERSON COUNT				PERSON COUNT
DISTRICT	DISTRICT	Female	Male	OTHERS	Unknown	
A	Central	9	17	446	2	474
B	Southern	13	37	525	7	582
C	Bayview	20	38	956	2	1016
D	Mission	19	47	805	2	873
E	Northern	15	41	769	3	828
F	Park	5	14	391	1	411
G	Richmond	8	16	519		543
H	Ingleside	12	31	928		971
I	Taraval	11	31	661		703
J	Tenderloin	8	20	239		267
X	Out of SF	1	4	19	1	25
Grand Total		121	296	6258	18	6693

MOTOR VEHICLE THEFT		PERSON COUNT				PERSON COUNT
DISTRICT	DISTRICT	Female	Male	OTHERS	Unknown	
A	Central	0.1%	0.3%	6.7%	0.0%	7.1%
B	Southern	0.2%	0.6%	7.8%	0.1%	8.7%
C	Bayview	0.3%	0.6%	14.3%	0.0%	15.2%
D	Mission	0.3%	0.7%	12.0%	0.0%	13.0%
E	Northern	0.2%	0.6%	11.5%	0.0%	12.4%
F	Park	0.1%	0.2%	5.8%	0.0%	6.1%
G	Richmond	0.1%	0.2%	7.8%		8.1%
H	Ingleside	0.2%	0.5%	13.9%		14.5%
I	Taraval	0.2%	0.5%	9.9%		10.5%
J	Tenderloin	0.1%	0.3%	3.6%		4.0%
X	Out of SF	0.0%	0.1%	0.3%	0.0%	0.4%
Grand Total		1.8%	4.4%	93.5%	0.3%	100.0%

VICTIM DEMOGRAPHIC DATA REPORT  
Q4 2020 - Year to Date

MOTOR VEHICLE THEFT	PERSON COUNT							PERSON COUNT
	American Indian or Alaskan Native	Asian or Pacific Islander	Black	Hispanic or Latin	OTHERS	Unknown	White	
YTD Q1-Q4 2019	2	47	48	51	4552	23	121	4844
YTD Q1-Q4 2020	5	67	49	73	6267	63	169	6693
Difference	3	20	1	22	1715	40	48	1849
% Change	150.0%	42.6%	2.1%	43.1%	37.7%	173.9%	39.7%	38.2%

MOTOR VEHICLE THEFT	PERSON COUNT							PERSON COUNT
	0-17	18-29	30-39	40-49	50-59	60+	Unknown	
YTD Q1-Q4 2019	12	1043	1188	891	735	756	219	4844
YTD Q1-Q4 2020	9	1188	1680	1290	1100	1076	350	6693
Difference	-3	145	492	399	365	320	131	1849
% Change	-25.0%	13.9%	41.4%	44.8%	49.7%	42.3%	59.8%	38.2%

MOTOR VEHICLE THEFT	PERSON COUNT					PERSON COUNT
	Female	Male	Nonbinary	OTHERS	Unknown	
YTD Q1-Q4 2019	105	187		4549	3	4844
YTD Q1-Q4 2020	121	296		6258	18	6693
Difference	16	109	0	1709	15	1849
% Change	15.2%	58.3%	not calc	37.6%	500.0%	38.2%

VICTIM DEMOGRAPHIC DATA REPORT  
Q4 2020 - Year to Date

SEXUAL ASSAULT		PERSON COUNT						PERSON COUNT
DISTRICT	DISTRICT	Asian or Pacific Islander	Black	Hispanic or Latin	OTHERS	Unknown	White	
A	Central	9	8	10	1	3	21	52
B	Southern	11	23	27	3	4	50	118
C	Bayview	8	37	27	1	1	16	90
D	Mission	10	13	47	3	4	30	107
E	Northern	15	15	22	4	4	50	110
F	Park	2	1	6	2	2	10	23
G	Richmond	8	9	8	2	3	18	48
H	Ingleside	11	15	36	3	3	19	87
I	Taraval	6	7	10		1	18	42
J	Tenderloin	5	19	14	1	1	19	59
X	Out of SF	13	17	22	4	2	12	70
Grand Total		98	164	229	24	28	263	806

SEXUAL ASSAULT		PERSON COUNT						PERSON COUNT
DISTRICT	DISTRICT	Asian or Pacific Islander	Black	Hispanic or Latin	OTHERS	Unknown	White	
A	Central	1.1%	1.0%	1.2%	0.00124069	0.4%	2.6%	6.5%
B	Southern	1.4%	2.9%	3.3%	0.4%	0.5%	6.2%	14.6%
C	Bayview	1.0%	4.6%	3.3%	0.1%	0.1%	2.0%	11.2%
D	Mission	1.2%	1.6%	5.8%	0.4%	0.5%	3.7%	13.3%
E	Northern	1.9%	1.9%	2.7%	0.5%	0.5%	6.2%	13.6%
F	Park	0.2%	0.1%	0.7%	0.2%	0.2%	1.2%	2.9%
G	Richmond	1.0%	1.1%	1.0%	0.2%	0.4%	2.2%	6.0%
H	Ingleside	1.4%	1.9%	4.5%	0.4%	0.4%	2.4%	10.8%
I	Taraval	0.7%	0.9%	1.2%		0.1%	2.2%	5.2%
J	Tenderloin	0.6%	2.4%	1.7%	0.1%	0.1%	2.4%	7.3%
X	Out of SF	1.6%	2.1%	2.7%	0.5%	0.2%	1.5%	8.7%
Grand Total		12.2%	20.3%	28.4%	3.0%	3.5%	32.6%	100.0%

SEXUAL ASSAULT		PERSON COUNT							PERSON COUNT
DISTRICT	DISTRICT	0-17	18-29	30-39	40-49	50-59	60+	Unknown	
A	Central	7	26	9	3	5	2		52
B	Southern	15	34	37	11	13	4	4	118
C	Bayview	35	27	17	6	2	3		90
D	Mission	38	29	22	3	6	5	4	107
E	Northern	18	40	28	13	6	4	1	110
F	Park	7	10	4			2		23
G	Richmond	12	22	6	2		3	3	48
H	Ingleside	41	14	19	4	3	2	4	87
I	Taraval	14	16	5	4		2	1	42
J	Tenderloin	4	17	14	8	8	7	1	59
X	Out of SF	30	18	16	2	2		2	70
Grand Total		221	253	177	56	45	34	20	806

VICTIM DEMOGRAPHIC DATA REPORT  
Q4 2020 - Year to Date

SEXUAL ASSAULT		PERSON COUNT							PERSON COUNT
DISTRICT	DISTRICT	0-17	18-29	30-39	40-49	50-59	60+	Unknown	
A	Central	0.9%	3.2%	1.1%	0.4%	0.6%	0.2%		6.5%
B	Southern	1.9%	4.2%	4.6%	1.4%	1.6%	0.5%	0.5%	14.6%
C	Bayview	4.3%	3.3%	2.1%	0.7%	0.2%	0.4%		11.2%
D	Mission	4.7%	3.6%	2.7%	0.4%	0.7%	0.6%	0.5%	13.3%
E	Northern	2.2%	5.0%	3.5%	1.6%	0.7%	0.5%	0.1%	13.6%
F	Park	0.9%	1.2%	0.5%			0.2%		2.9%
G	Richmond	1.5%	2.7%	0.7%	0.2%		0.4%	0.4%	6.0%
H	Ingleside	5.1%	1.7%	2.4%	0.5%	0.4%	0.2%	0.5%	10.8%
I	Taraval	1.7%	2.0%	0.6%	0.5%		0.2%	0.1%	5.2%
J	Tenderloin	0.5%	2.1%	1.7%	1.0%	1.0%	0.9%	0.1%	7.3%
X	Out of SF	3.7%	2.2%	2.0%	0.2%	0.2%		0.2%	8.7%
Grand Total		27.4%	31.4%	22.0%	6.9%	5.6%	4.2%	2.5%	100.0%

SEXUAL ASSAULT		PERSON COUNT					PERSON COUNT
DISTRICT	DISTRICT	Female	Male	Nonbinary	OTHERS	Unknown	
A	Central	40	11		1		52
B	Southern	100	15		3		118
C	Bayview	84	5			1	90
D	Mission	78	23	4	1	1	107
E	Northern	97	11		2		110
F	Park	20	3				23
G	Richmond	42	4		2		48
H	Ingleside	67	19		1		87
I	Taraval	35	7				42
J	Tenderloin	54	5				59
X	Out of SF	55	13		2		70
Grand Total		672	116	4	12	2	806

SEXUAL ASSAULT		PERSON COUNT					PERSON COUNT
DISTRICT	DISTRICT	Female	Male	Nonbinary	OTHERS	Unknown	
A	Central	5.0%	1.4%		0.1%		6.5%
B	Southern	12.4%	1.9%		0.4%		14.6%
C	Bayview	10.4%	0.6%			0.1%	11.2%
D	Mission	9.7%	2.9%	0.5%	0.1%	0.1%	13.3%
E	Northern	12.0%	1.4%		0.2%		13.6%
F	Park	2.5%	0.4%				2.9%
G	Richmond	5.2%	0.5%		0.2%		6.0%
H	Ingleside	8.3%	2.4%		0.1%		10.8%
I	Taraval	4.3%	0.9%				5.2%
J	Tenderloin	6.7%	0.6%				7.3%
X	Out of SF	6.8%	1.6%		0.2%		8.7%
Grand Total		83.4%	14.4%	0.5%	1.5%	0.2%	100.0%

VICTIM DEMOGRAPHIC DATA REPORT

Q4 2020 - Year to Date

SEXUAL ASSAULT	PERSON COUNT							PERSON COUNT
	American Indian or Alaskan Native	Asian or Pacific Islander	Black	Hispanic or Latin	OTHERS	Unknown	White	
YTD Q1-Q4 2019	8	171	258	391	44	148	442	1462
YTD Q1-Q4 2020	0	98	164	229	24	28	263	806
Difference	-8	-73	-94	-162	-20	-120	-179	-656
% Change	-100.0%	-42.7%	-36.4%	-41.4%	-45.5%	-81.1%	-40.5%	-44.9%

SEXUAL ASSAULT	PERSON COUNT							PERSON COUNT
	0-17	18-29	30-39	40-49	50-59	60+	Unknown	
YTD Q1-Q4 2019	404	497	279	132	73	41	36	1462
YTD Q1-Q4 2020	221	253	177	56	45	34	20	806
Difference	-183	-244	-102	-76	-28	-7	-16	-656
% Change	-45.3%	-49.1%	-36.6%	-57.6%	-38.4%	-17.1%	-44.4%	-44.9%

SEXUAL ASSAULT	PERSON COUNT					PERSON COUNT
	Female	Male	Nonbinary	OTHERS	Unknown	
YTD Q1-Q4 2019	1161	269	2	28	2	1462
YTD Q1-Q4 2020	672	116	4	12	2	806
Difference	-489	-153	2	-16	0	-656
% Change	-42.1%	-56.9%	100.0%	-57.1%	0.0%	-44.9%

VICTIM DEMOGRAPHIC DATA REPORT  
Q4 2020 - Year to Date

VANDALISM		PERSON COUNT							PERSON COUNT
DISTRICT	DISTRICT	American Indian or Alaskan Native	Asian or Pacific Islander	Black	Hispanic or Latin	OTHERS	Unknown	White	
A	Central	2	139	51	66	679	53	213	1203
B	Southern	1	96	101	93	596	72	214	1173
C	Bayview	4	109	233	155	258	41	149	949
D	Mission	7	92	40	199	488	62	312	1200
E	Northern	7	133	81	85	704	89	304	1403
F	Park	6	45	17	20	232	32	163	515
G	Richmond	2	96	23	24	254	21	165	585
H	Ingleside	4	148	72	161	281	41	162	869
I	Taraval	3	143	56	57	239	27	173	698
J	Tenderloin	5	35	57	47	292	31	87	554
X	Out of SF		2	1	4	8	1	5	21
Grand Total		41	1038	732	911	4031	470	1947	9170

VANDALISM		PERSON COUNT							PERSON COUNT
DISTRICT	DISTRICT	American Indian or Alaskan Native	Asian or Pacific Islander	Black	Hispanic or Latin	OTHERS	Unknown	White	
A	Central	0.0%	1.5%	0.6%	0.7%	7.4%	0.6%	2.3%	13.1%
B	Southern	0.0%	1.0%	1.1%	1.0%	6.5%	0.8%	2.3%	12.8%
C	Bayview	0.0%	1.2%	2.5%	1.7%	2.8%	0.4%	1.6%	10.3%
D	Mission	0.1%	1.0%	0.4%	2.2%	5.3%	0.7%	3.4%	13.1%
E	Northern	0.1%	1.5%	0.9%	0.9%	7.7%	1.0%	3.3%	15.3%
F	Park	0.1%	0.5%	0.2%	0.2%	2.5%	0.3%	1.8%	5.6%
G	Richmond	0.0%	1.0%	0.3%	0.3%	2.8%	0.2%	1.8%	6.4%
H	Ingleside	0.0%	1.6%	0.8%	1.8%	3.1%	0.4%	1.8%	9.5%
I	Taraval	0.0%	1.6%	0.6%	0.6%	2.6%	0.3%	1.9%	7.6%
J	Tenderloin	0.1%	0.4%	0.6%	0.5%	3.2%	0.3%	0.9%	6.0%
X	Out of SF		0.0%	0.0%	0.0%	0.1%	0.0%	0.1%	0.2%
Grand Total		0.4%	11.3%	8.0%	9.9%	44.0%	5.1%	21.2%	100.0%

VANDALISM		PERSON COUNT							PERSON COUNT
DISTRICT	DISTRICT	0-17	18-29	30-39	40-49	50-59	60+	Unknown	
A	Central	13	125	165	137	97	100	566	1203
B	Southern	2	167	208	133	104	83	476	1173
C	Bayview	24	133	215	131	136	109	201	949
D	Mission	10	149	213	163	153	131	381	1200
E	Northern	8	174	251	171	131	151	517	1403
F	Park	3	90	116	55	58	80	113	515
G	Richmond		66	112	84	72	104	147	585
H	Ingleside	18	112	170	152	132	113	172	869
I	Taraval	5	102	124	115	102	95	155	698
J	Tenderloin	4	43	69	64	62	36	276	554
X	Out of SF	1	4	5	4	1		6	21
Grand Total		88	1165	1648	1209	1048	1002	3010	9170

VICTIM DEMOGRAPHIC DATA REPORT  
Q4 2020 - Year to Date

VANDALISM		PERSON COUNT								PERSON COUNT
DISTRICT	DISTRICT	0-17	18-29	30-39	40-49	50-59	60+	Unknown		
A	Central	0.1%	1.4%	1.8%	1.5%	1.1%	1.1%	6.2%		13.1%
B	Southern	0.0%	1.8%	2.3%	1.5%	1.1%	0.9%	5.2%		12.8%
C	Bayview	0.3%	1.5%	2.3%	1.4%	1.5%	1.2%	2.2%		10.3%
D	Mission	0.1%	1.6%	2.3%	1.8%	1.7%	1.4%	4.2%		13.1%
E	Northern	0.1%	1.9%	2.7%	1.9%	1.4%	1.6%	5.6%		15.3%
F	Park	0.0%	1.0%	1.3%	0.6%	0.6%	0.9%	1.2%		5.6%
G	Richmond		0.7%	1.2%	0.9%	0.8%	1.1%	1.6%		6.4%
H	Ingleside	0.2%	1.2%	1.9%	1.7%	1.4%	1.2%	1.9%		9.5%
I	Taraval	0.1%	1.1%	1.4%	1.3%	1.1%	1.0%	1.7%		7.6%
J	Tenderloin	0.0%	0.5%	0.8%	0.7%	0.7%	0.4%	3.0%		6.0%
X	Out of SF	0.0%	0.0%	0.1%	0.0%	0.0%		0.1%		0.2%
Grand Total		1.0%	12.7%	18.0%	13.2%	11.4%	10.9%	32.8%		100.0%

VANDALISM		PERSON COUNT					PERSON COUNT
DISTRICT	DISTRICT	Female	Male	Nonbinary	OTHERS	Unknown	
A	Central	235	396		562	10	1203
B	Southern	248	443		463	19	1173
C	Bayview	355	390		190	14	949
D	Mission	261	534	1	388	16	1200
E	Northern	344	527		522	10	1403
F	Park	158	227		123	7	515
G	Richmond	168	250		166	1	585
H	Ingleside	294	389		175	11	869
I	Taraval	214	318	1	163	2	698
J	Tenderloin	90	189		270	5	554
X	Out of SF	7	8		6		21
Grand Total		2374	3671	2	3028	95	9170

VANDALISM		PERSON COUNT					PERSON COUNT
DISTRICT	DISTRICT	Female	Male	Nonbinary	OTHERS	Unknown	
A	Central	2.6%	4.3%		6.1%	0.1%	13.1%
B	Southern	2.7%	4.8%		5.0%	0.2%	12.8%
C	Bayview	3.9%	4.3%		2.1%	0.2%	10.3%
D	Mission	2.8%	5.8%	0.0%	4.2%	0.2%	13.1%
E	Northern	3.8%	5.7%		5.7%	0.1%	15.3%
F	Park	1.7%	2.5%		1.3%	0.1%	5.6%
G	Richmond	1.8%	2.7%		1.8%	0.0%	6.4%
H	Ingleside	3.2%	4.2%		1.9%	0.1%	9.5%
I	Taraval	2.3%	3.5%	0.0%	1.8%	0.0%	7.6%
J	Tenderloin	1.0%	2.1%		2.9%	0.1%	6.0%
X	Out of SF	0.1%	0.1%		0.1%		0.2%
Grand Total		25.9%	40.0%	0.0%	33.0%	1.0%	100.0%

VICTIM DEMOGRAPHIC DATA REPORT

Q4 2020 - Year to Date

VANDALISM	PERSON COUNT							PERSON COUNT
	American Indian or Alaskan Native	Asian or Pacific Islander	Black	Hispanic or Latin	OTHERS	Unknown	White	
YTD Q1-Q4 2019	40	1082	759	916	4352	521	2131	9801
YTD Q1-Q4 2020	41	1038	732	911	4031	470	1947	9170
Difference	1	-44	-27	-5	-321	-51	-184	-631
% Change	2.5%	-4.1%	-3.6%	-0.5%	-7.4%	-9.8%	-8.6%	-6.4%

VANDALISM	PERSON COUNT							PERSON COUNT
	0-17	18-29	30-39	40-49	50-59	60+	Unknown	
YTD Q1-Q4 2019	83	1437	1853	1338	1146	1017	2927	9801
YTD Q1-Q4 2020	88	1165	1648	1209	1048	1002	3010	9170
Difference	5	-272	-205	-129	-98	-15	83	-631
% Change	6.0%	-18.9%	-11.1%	-9.6%	-8.6%	-1.5%	2.8%	-6.4%

VANDALISM	PERSON COUNT					PERSON COUNT
	Female	Male	Nonbinary	OTHERS	Unknown	
YTD Q1-Q4 2019	2693	4063	2	2901	142	9801
YTD Q1-Q4 2020	2374	3671	2	3028	95	9170
Difference	-319	-392	0	127	-47	-631
% Change	-11.8%	-9.6%	0.0%	4.4%	-33.1%	-6.4%



VICTIM DEMOGRAPHIC DATA REPORT  
Q4 2020 - Year to Date

DOMESTIC VIOLENCE		PERSON COUNT							PERSON COUNT
DISTRICT	DISTRICT	American Indian or Alaskan Native	Asian or Pacific Islander	Black	Hispanic or Latin	OTHERS	Unknown	White	
A	Central		34	82	40	9	21	105	291
B	Southern	3	48	129	92	11	21	156	460
C	Bayview	4	50	409	264	19	21	57	824
D	Mission	3	28	83	192	2	7	123	438
E	Northern		26	105	61	11	12	125	340
F	Park		7	9	15	3	8	47	89
G	Richmond	2	22	24	17	2	7	64	138
H	Ingleside	1	48	91	206	9	10	108	473
I	Taraval	2	73	90	89	8	21	111	394
J	Tenderloin	2	28	127	105	1	9	85	357
X	Out of SF		11	13	22	4	5	14	69
Grand Total		17	375	1162	1103	79	142	995	3873

DOMESTIC VIOLENCE		PERSON COUNT							PERSON COUNT
DISTRICT	DISTRICT	American Indian or Alaskan Native	Asian or Pacific Islander	Black	Hispanic or Latin	OTHERS	Unknown	White	
A	Central		0.9%	2.1%	1.0%	0.2%	0.5%	2.7%	7.5%
B	Southern	0.1%	1.2%	3.3%	2.4%	0.3%	0.5%	4.0%	11.9%
C	Bayview	0.1%	1.3%	10.6%	6.8%	0.5%	0.5%	1.5%	21.3%
D	Mission	0.1%	0.7%	2.1%	5.0%	0.1%	0.2%	3.2%	11.3%
E	Northern		0.7%	2.7%	1.6%	0.3%	0.3%	3.2%	8.8%
F	Park		0.2%	0.2%	0.4%	0.1%	0.2%	1.2%	2.3%
G	Richmond	0.1%	0.6%	0.6%	0.4%	0.1%	0.2%	1.7%	3.6%
H	Ingleside	0.0%	1.2%	2.3%	5.3%	0.2%	0.3%	2.8%	12.2%
I	Taraval	0.1%	1.9%	2.3%	2.3%	0.2%	0.5%	2.9%	10.2%
J	Tenderloin	0.1%	0.7%	3.3%	2.7%	0.0%	0.2%	2.2%	9.2%
X	Out of SF		0.3%	0.3%	0.6%	0.1%	0.1%	0.4%	1.8%
Grand Total		0.4%	9.7%	30.0%	28.5%	2.0%	3.7%	25.7%	100.0%

DOMESTIC VIOLENCE		PERSON COUNT							PERSON COUNT
DISTRICT	DISTRICT	0-17	18-29	30-39	40-49	50-59	60+	Unknown	
A	Central	28	77	81	49	19	22	15	291
B	Southern	38	111	173	74	29	19	16	460
C	Bayview	130	192	264	126	59	35	18	824
D	Mission	68	105	127	77	40	17	4	438
E	Northern	31	87	98	69	20	21	14	340
F	Park	12	15	24	23	3	8	4	89
G	Richmond	6	45	42	19	15	10	1	138
H	Ingleside	66	99	150	76	44	28	10	473
I	Taraval	56	109	94	69	36	21	9	394
J	Tenderloin	27	95	92	48	65	19	11	357
X	Out of SF	12	28	14	9	3		3	69
Grand Total		474	963	1159	639	333	200	105	3873

VICTIM DEMOGRAPHIC DATA REPORT  
Q4 2020 - Year to Date

DOMESTIC VIOLENCE		PERSON COUNT								PERSON COUNT
DISTRICT	DISTRICT	0-17	18-29	30-39	40-49	50-59	60+	Unknown		
A	Central	0.7%	2.0%	2.1%	1.3%	0.5%	0.6%	0.4%		7.5%
B	Southern	1.0%	2.9%	4.5%	1.9%	0.7%	0.5%	0.4%		11.9%
C	Bayview	3.4%	5.0%	6.8%	3.3%	1.5%	0.9%	0.5%		21.3%
D	Mission	1.8%	2.7%	3.3%	2.0%	1.0%	0.4%	0.1%		11.3%
E	Northern	0.8%	2.2%	2.5%	1.8%	0.5%	0.5%	0.4%		8.8%
F	Park	0.3%	0.4%	0.6%	0.6%	0.1%	0.2%	0.1%		2.3%
G	Richmond	0.2%	1.2%	1.1%	0.5%	0.4%	0.3%	0.0%		3.6%
H	Ingleside	1.7%	2.6%	3.9%	2.0%	1.1%	0.7%	0.3%		12.2%
I	Taraval	1.4%	2.8%	2.4%	1.8%	0.9%	0.5%	0.2%		10.2%
J	Tenderloin	0.7%	2.5%	2.4%	1.2%	1.7%	0.5%	0.3%		9.2%
X	Out of SF	0.3%	0.7%	0.4%	0.2%	0.1%		0.1%		1.8%
Grand Total		12.2%	24.9%	29.9%	16.5%	8.6%	5.2%	2.7%		100.0%

DOMESTIC VIOLENCE		PERSON COUNT					PERSON COUNT
DISTRICT	DISTRICT	Female	Male	Nonbinary	OTHERS	Unknown	
A	Central	191	89		9	2	291
B	Southern	313	134		11	2	460
C	Bayview	606	193		17	8	824
D	Mission	268	167		2	1	438
E	Northern	250	81		8	1	340
F	Park	56	29	1	2	1	89
G	Richmond	93	43		2		138
H	Ingleside	336	128		9		473
I	Taraval	269	120		5		394
J	Tenderloin	241	116				357
X	Out of SF	54	11		4		69
Grand Total		2677	1111	1	69	15	3873

DOMESTIC VIOLENCE		PERSON COUNT					PERSON COUNT
DISTRICT	DISTRICT	Female	Male	Nonbinary	OTHERS	Unknown	
A	Central	4.9%	2.3%		0.2%	0.1%	7.5%
B	Southern	8.1%	3.5%		0.3%	0.1%	11.9%
C	Bayview	15.6%	5.0%		0.4%	0.2%	21.3%
D	Mission	6.9%	4.3%		0.1%	0.0%	11.3%
E	Northern	6.5%	2.1%		0.2%	0.0%	8.8%
F	Park	1.4%	0.7%	0.0%	0.1%	0.0%	2.3%
G	Richmond	2.4%	1.1%		0.1%		3.6%
H	Ingleside	8.7%	3.3%		0.2%		12.2%
I	Taraval	6.9%	3.1%		0.1%		10.2%
J	Tenderloin	6.2%	3.0%				9.2%
X	Out of SF	1.4%	0.3%		0.1%		1.8%
Grand Total		69.1%	28.7%	0.0%	1.8%	0.4%	100.0%

VICTIM DEMOGRAPHIC DATA REPORT

Q4 2020 - Year to Date

DOMESTIC VIOLENCE	PERSON COUNT							PERSON COUNT
	American Indian or Alaskan Native	Asian or Pacific Islander	Black	Hispanic or Latin	OTHERS	Unknown	White	
YTD Q1-Q4 2019	20	519	1335	1261	100	158	1269	4662
YTD Q1-Q4 2020	17	375	1162	1103	79	142	995	3873
Difference	-3	-144	-173	-158	-21	-16	-274	-789
% Change	-15.0%	-27.7%	-13.0%	-12.5%	-21.0%	-10.1%	-21.6%	-16.9%

DOMESTIC VIOLENCE	PERSON COUNT							PERSON COUNT
	0-17	18-29	30-39	40-49	50-59	60+	Unknown	
YTD Q1-Q4 2019	547	1211	1258	843	478	214	111	4662
YTD Q1-Q4 2020	474	963	1159	639	333	200	105	3873
Difference	-73	-248	-99	-204	-145	-14	-6	-789
% Change	-13.3%	-20.5%	-7.9%	-24.2%	-30.3%	-6.5%	-5.4%	-16.9%

DOMESTIC VIOLENCE	PERSON COUNT					PERSON COUNT
	Female	Male	Nonbinary	OTHERS	Unknown	
YTD Q1-Q4 2019	3335	1247	1	77	2	4662
YTD Q1-Q4 2020	2677	1111	1	69	15	3873
Difference	-658	-136	0	-8	13	-789
% Change	-19.7%	-10.9%	0.0%	-10.4%	650.0%	-16.9%

VICTIM DEMOGRAPHIC DATA REPORT  
Q4 2020 - Year to Date

HOMICIDE		PERSON COUNT							PERSON COUNT
DISTRICT	DISTRICT	American Indian or Alaskan Native	Asian or Pacific Islander	Black	Hispanic or Latin	OTHERS	Unknown	White	
A	Central		2	1		1		1	5
B	Southern			1	1			1	3
C	Bayview		1	12	1				14
D	Mission			1	2	1	1		5
E	Northern							1	1
F	Park								
G	Richmond		1						1
H	Ingleside		2	3	1			2	8
I	Taraval				1				1
J	Tenderloin		2	6	1			1	10
X	Out of SF								
Grand Total			8	24	7	2	1	6	48

HOMICIDE		PERSON COUNT							PERSON COUNT
DISTRICT	DISTRICT	American Indian or Alaskan Native	Asian or Pacific Islander	Black	Hispanic or Latin	OTHERS	Unknown	White	
A	Central	0.0%	4.2%	2.1%	0.0%	2.1%	0.0%	2.1%	10.4%
B	Southern	0.0%	0.0%	2.1%	2.1%	0.0%	0.0%	2.1%	6.3%
C	Bayview	0.0%	2.1%	25.0%	2.1%	0.0%	0.0%	0.0%	29.2%
D	Mission	0.0%	0.0%	2.1%	4.2%	2.1%	2.1%	0.0%	10.4%
E	Northern	0.0%	0.0%	0.0%	0.0%	0.0%	0.0%	2.1%	2.1%
F	Park	0.0%	0.0%	0.0%	0.0%	0.0%	0.0%	0.0%	0.0%
G	Richmond	0.0%	2.1%	0.0%	0.0%	0.0%	0.0%	0.0%	2.1%
H	Ingleside	0.0%	4.2%	6.3%	2.1%	0.0%	0.0%	4.2%	16.7%
I	Taraval	0.0%	0.0%	0.0%	2.1%	0.0%	0.0%	0.0%	2.1%
J	Tenderloin	0.0%	4.2%	12.5%	2.1%	0.0%	0.0%	2.1%	20.8%
X	Out of SF	0.0%	0.0%	0.0%	0.0%	0.0%	0.0%	0.0%	0.0%
Grand Total		0.0%	16.7%	50.0%	14.6%	4.2%	2.1%	12.5%	100.0%

HOMICIDE		PERSON COUNT							PERSON COUNT
DISTRICT	DISTRICT	0-17	18-29	30-39	40-49	50-59	60+	Unknown	
A	Central		1	1			3		5
B	Southern		1	1		1			3
C	Bayview	1	5	3	4	1			14
D	Mission		3	1		1			5
E	Northern				1				1
F	Park								
G	Richmond						1		1
H	Ingleside		1	3		1	3		8
I	Taraval				1				1
J	Tenderloin		3	2	1	2	2		10
X	Out of SF								
Grand Total		1	14	11	7	6	9		48

VICTIM DEMOGRAPHIC DATA REPORT  
Q4 2020 - Year to Date

HOMICIDE		PERSON COUNT								PERSON COUNT
DISTRICT	DISTRICT	0-17	18-29	30-39	40-49	50-59	60+	Unknown		
A	Central	0.0%	2.1%	2.1%	0.0%	0.0%	6.3%	0.0%		10.4%
B	Southern	0.0%	2.1%	2.1%	0.0%	2.1%	0.0%	0.0%		6.3%
C	Bayview	2.1%	10.4%	6.3%	8.3%	2.1%	0.0%	0.0%		29.2%
D	Mission	0.0%	6.3%	2.1%	0.0%	2.1%	0.0%	0.0%		10.4%
E	Northern	0.0%	0.0%	0.0%	2.1%	0.0%	0.0%	0.0%		2.1%
F	Park	0.0%	0.0%	0.0%	0.0%	0.0%	0.0%	0.0%		0.0%
G	Richmond	0.0%	0.0%	0.0%	0.0%	0.0%	2.1%	0.0%		2.1%
H	Ingleside	0.0%	2.1%	6.3%	0.0%	2.1%	6.3%	0.0%		16.7%
I	Taraval	0.0%	0.0%	0.0%	2.1%	0.0%	0.0%	0.0%		2.1%
J	Tenderloin	0.0%	6.3%	4.2%	2.1%	4.2%	4.2%	0.0%		20.8%
X	Out of SF	0.0%	0.0%	0.0%	0.0%	0.0%	0.0%	0.0%		0.0%
Grand Total		2.1%	29.2%	22.9%	14.6%	12.5%	18.8%	0.0%		100.0%

HOMICIDE		PERSON COUNT				PERSON COUNT
DISTRICT	DISTRICT	Female	Male	OTHERS	Unknown	
A	Central	2	3			5
B	Southern		3			3
C	Bayview	1	13			14
D	Mission	2	3			5
E	Northern		1			1
F	Park					
G	Richmond	1				1
H	Ingleside	2	6			8
I	Taraval		1			1
J	Tenderloin	1	9			10
X	Out of SF					
Grand Total		9	39			48

HOMICIDE		PERSON COUNT				PERSON COUNT
DISTRICT	DISTRICT	Female	Male	OTHERS	Unknown	
A	Central	4.2%	6.3%	0.0%	0.0%	10.4%
B	Southern	0.0%	6.3%	0.0%	0.0%	6.3%
C	Bayview	2.1%	27.1%	0.0%	0.0%	29.2%
D	Mission	4.2%	6.3%	0.0%	0.0%	10.4%
E	Northern	0.0%	2.1%	0.0%	0.0%	2.1%
F	Park	0.0%	0.0%	0.0%	0.0%	0.0%
G	Richmond	2.1%	0.0%	0.0%	0.0%	2.1%
H	Ingleside	4.2%	12.5%	0.0%	0.0%	16.7%
I	Taraval	0.0%	2.1%	0.0%	0.0%	2.1%
J	Tenderloin	2.1%	18.8%	0.0%	0.0%	20.8%
Grand Total		0.0%	0.0%	0.0%	0.0%	0.0%

VICTIM DEMOGRAPHIC DATA REPORT

Q4 2020 - Year to Date

HOMICIDE	PERSON COUNT							PERSON COUNT
	American Indian or Alaskan Native	Asian or Pacific Islander	Black	Hispanic or Latin	OTHERS	Unknown	White	
Q1-Q4 2019		4	17	10	1		9	41
Q1-Q4 2020		8	24	7	2	1	6	48
Difference	0	4	7	-3	1	1	-3	7
% Change	not calc	100.0%	41.2%	-30.0%	100.0%	not calc	-33.3%	17.1%

HOMICIDE	PERSON COUNT							PERSON COUNT
	0-17	18-29	30-39	40-49	50-59	60+	Unknown	
Q1-Q4 2019	1	13	6	10	4	7		41
Q1-Q4 2020	1	14	11	7	6	9		48
Difference	0	1	5	-3	2	2	0	7
% Change	0.0%	7.7%	83.3%	-30.0%	50.0%	28.6%	not calc	17.1%

HOMICIDE	PERSON COUNT					PERSON COUNT
	Female	Male	Nonbinary	OTHERS	Unknown	
Q1-Q4 2019	6	35				41
Q1-Q4 2020	9	39				48
Difference	3	4	0	0	0	7
% Change	50.0%	11.4%	not calc	not calc	not calc	17.1%

VICTIM DEMOGRAPHIC DATA REPORT  
Q4 2020 - Year to Date

ELDER ABUSE		PERSON COUNT							PERSON COUNT
DISTRICT	DISTRICT	American Indian or Alaskan Native	Asian or Pacific Islander	Black	Hispanic or Latin	OTHERS	Unknown	White	
A	Central		27	8	2	2	1	32	72
B	Southern		7	10	3		2	21	43
C	Bayview		14	30	4	3		6	57
D	Mission	1	3	6	23			16	49
E	Northern		15	6		1	2	46	70
F	Park		3	1	3			15	22
G	Richmond		11	4	1		1	12	29
H	Ingleside		14	5	11	1	3	14	48
I	Taraval		13	9	4			18	44
J	Tenderloin		15	5	4			10	34
X	Out of SF		1	1		1			3
Grand Total		1	123	85	55	8	9	190	471

ELDER ABUSE		PERSON COUNT							PERSON COUNT
DISTRICT	DISTRICT	American Indian or Alaskan Native	Asian or Pacific Islander	Black	Hispanic or Latin	OTHERS	Unknown	White	
A	Central		5.7%	1.7%	0.4%	0.4%	0.2%	6.8%	15.3%
B	Southern		1.5%	2.1%	0.6%		0.4%	4.5%	9.1%
C	Bayview		3.0%	6.4%	0.8%	0.6%		1.3%	12.1%
D	Mission	0.2%	0.6%	1.3%	4.9%			3.4%	10.4%
E	Northern		3.2%	1.3%		0.2%	0.4%	9.8%	14.9%
F	Park		0.6%	0.2%	0.6%			3.2%	4.7%
G	Richmond		2.3%	0.8%	0.2%		0.2%	2.5%	6.2%
H	Ingleside		3.0%	1.1%	2.3%	0.2%	0.6%	3.0%	10.2%
I	Taraval		2.8%	1.9%	0.8%			3.8%	9.3%
J	Tenderloin		3.2%	1.1%	0.8%			2.1%	7.2%
X	Out of SF		0.2%	0.2%		0.2%			0.6%
Grand Total		0.2%	26.1%	18.0%	11.7%	1.7%	1.9%	40.3%	100.0%

ELDER ABUSE		PERSON COUNT	PERSON COUNT
DISTRICT	DISTRICT	65+	
A	Central	72	72
B	Southern	43	43
C	Bayview	57	57
D	Mission	49	49
E	Northern	70	70
F	Park	22	22
G	Richmond	29	29
H	Ingleside	48	48
I	Taraval	44	44
J	Tenderloin	34	34
X	Out of SF	3	3
Grand Total		471	471

VICTIM DEMOGRAPHIC DATA REPORT  
Q4 2020 - Year to Date

ELDER ABUSE		PERSON COUNT	PERSON COUNT
DISTRICT	DISTRICT	65+	
A	Central	15.3%	15.3%
B	Southern	9.1%	9.1%
C	Bayview	12.1%	12.1%
D	Mission	10.4%	10.4%
E	Northern	14.9%	14.9%
F	Park	4.7%	4.7%
G	Richmond	6.2%	6.2%
H	Ingleside	10.2%	10.2%
I	Taraval	9.3%	9.3%
J	Tenderloin	7.2%	7.2%
X	Out of SF	0.6%	0.6%
Grand Total		100.0%	100.0%

ELDER ABUSE		PERSON COUNT			PERSON COUNT
DISTRICT	DISTRICT	Female	Male	OTHERS	
A	Central	30	42		72
B	Southern	18	25		43
C	Bayview	25	31	1	57
D	Mission	18	30	1	49
E	Northern	38	31	1	70
F	Park	13	9		22
G	Richmond	19	10		29
H	Ingleside	24	24		48
I	Taraval	28	16		44
J	Tenderloin	17	17		34
X	Out of SF	2	1		3
Grand Total		232	236	3	471

ELDER ABUSE		PERSON COUNT			PERSON COUNT
DISTRICT	DISTRICT	Female	Male	OTHERS	
A	Central	6.4%	8.9%		15.3%
B	Southern	3.8%	5.3%		9.1%
C	Bayview	5.3%	6.6%	0.2%	12.1%
D	Mission	3.8%	6.4%	0.2%	10.4%
E	Northern	8.1%	6.6%	0.2%	14.9%
F	Park	2.8%	1.9%		4.7%
G	Richmond	4.0%	2.1%		6.2%
H	Ingleside	5.1%	5.1%		10.2%
I	Taraval	5.9%	3.4%		9.3%
J	Tenderloin	3.6%	3.6%		7.2%
X	Out of SF	0.4%	0.2%		0.6%
Grand Total		49.3%	50.1%	0.6%	100.0%



VICTIM DEMOGRAPHIC DATA REPORT  
Q4 2020 - Year to Date

ELDER ABUSE	PERSON COUNT							PERSON COUNT
	American Indian or Alaskan Native	Asian or Pacific Islander	Black	Hispanic or Latin	OTHERS	Unknown	White	
YTD Q1-Q4 2019	6	163	76	56	6	11	184	502
YTD Q1-Q4 2020	1	123	85	55	8	9	190	471
Difference	-5	-40	9	-1	2	-2	6	-31
% Change	-83.3%	-24.5%	11.8%	-1.8%	33.3%	-18.2%	3.3%	-6.2%

ELDER ABUSE	PERSON COUNT	PERSON COUNT
	65+	
YTD Q1-Q4 2019	502	502
YTD Q1-Q4 2020	471	471
Difference	-31	-31
% Change	-6.2%	-6.2%

ELDER ABUSE	PERSON COUNT					PERSON COUNT
	Female	Male	Nonbinary	OTHERS	Unknown	
YTD Q1-Q4 2019	245	252	0	5	0	502
YTD Q1-Q4 2020	232	236	0	3	0	471
Difference	-13	-16	0	-2	0	-31
% Change	-5.3%	-6.3%	not calc	-40.0%	not calc	-6.2%

VICTIM DEMOGRAPHIC DATA REPORT  
Q4 2020 - Year to Date

CHILD ABUSE		PERSON COUNT							PERSON COUNT
DISTRICT	DISTRICT	American Indian or Alaskan Native	Asian or Pacific Islander	Black	Hispanic or Latin	OTHERS	Unknown	White	
A	Central		13	15			4	12	44
B	Southern		6	20	13		3	3	45
C	Bayview	9	13	59	70	3	7	4	165
D	Mission		11	10	71		10	10	112
E	Northern	1	6	18	14		3	16	58
F	Park		1	2	6	1	4	6	20
G	Richmond	1	4	5	3		2	6	21
H	Ingleside		13	23	48		4	4	92
I	Taraval		4	14	16	1	6	16	57
J	Tenderloin		9	5	16	4	1	1	36
X	Out of SF		10	17	19	4	5	9	64
<b>Grand Total</b>		<b>11</b>	<b>90</b>	<b>188</b>	<b>276</b>	<b>13</b>	<b>49</b>	<b>87</b>	<b>714</b>

CHILD ABUSE		PERSON COUNT							PERSON COUNT
DISTRICT	DISTRICT	American Indian or Alaskan Native	Asian or Pacific Islander	Black	Hispanic or Latin	OTHERS	Unknown	White	
A	Central		1.8%	2.1%			0.6%	1.7%	6.2%
B	Southern		0.8%	2.8%	1.8%		0.4%	0.4%	6.3%
C	Bayview	1.3%	1.8%	8.3%	9.8%	0.4%	1.0%	0.6%	23.1%
D	Mission		1.5%	1.4%	9.9%		1.4%	1.4%	15.7%
E	Northern	0.1%	0.8%	2.5%	2.0%		0.4%	2.2%	8.1%
F	Park		0.1%	0.3%	0.8%	0.1%	0.6%	0.8%	2.8%
G	Richmond	0.1%	0.6%	0.7%	0.4%		0.3%	0.8%	2.9%
H	Ingleside		1.8%	3.2%	6.7%		0.6%	0.6%	12.9%
I	Taraval		0.6%	2.0%	2.2%	0.1%	0.8%	2.2%	8.0%
J	Tenderloin		1.3%	0.7%	2.2%	0.6%	0.1%	0.1%	5.0%
X	Out of SF		1.4%	2.4%	2.7%	0.6%	0.7%	1.3%	9.0%
<b>Grand Total</b>		<b>1.5%</b>	<b>12.6%</b>	<b>26.3%</b>	<b>38.7%</b>	<b>1.8%</b>	<b>6.9%</b>	<b>12.2%</b>	<b>100.0%</b>

CHILD ABUSE		PERSON COUNT	PERSON COUNT
DISTRICT	DISTRICT	0-17	
A	Central	44	44
B	Southern	45	45
C	Bayview	165	165
D	Mission	112	112
E	Northern	58	58
F	Park	20	20
G	Richmond	21	21
H	Ingleside	92	92
I	Taraval	57	57
J	Tenderloin	36	36
X	Out of SF	64	64
<b>Grand Total</b>		<b>714</b>	<b>714</b>

VICTIM DEMOGRAPHIC DATA REPORT

Q4 2020 - Year to Date

CHILD ABUSE		PERSON COUNT	PERSON COUNT
DISTRICT	DISTRICT	0-17	
A	Central	6.2%	6.2%
B	Southern	6.3%	6.3%
C	Bayview	23.1%	23.1%
D	Mission	15.7%	15.7%
E	Northern	8.1%	8.1%
F	Park	2.8%	2.8%
G	Richmond	2.9%	2.9%
H	Ingleside	12.9%	12.9%
I	Taraval	8.0%	8.0%
J	Tenderloin	5.0%	5.0%
X	Out of SF	9.0%	9.0%
<b>Grand Total</b>		<b>100.0%</b>	<b>100.0%</b>

CHILD ABUSE		PERSON COUNT			PERSON COUNT
DISTRICT	DISTRICT	Female	Male	OTHERS	
A	Central	20	24		44
B	Southern	28	17		45
C	Bayview	98	66	1	165
D	Mission	68	44		112
E	Northern	34	24		58
F	Park	9	11		20
G	Richmond	13	8		21
H	Ingleside	51	41		92
I	Taraval	32	24	1	57
J	Tenderloin	20	13	3	36
X	Out of SF	37	26	1	64
<b>Grand Total</b>		<b>410</b>	<b>298</b>	<b>6</b>	<b>714</b>

CHILD ABUSE		PERSON COUNT			PERSON COUNT
DISTRICT	DISTRICT	Female	Male	OTHERS	
A	Central	2.8%	3.4%		6.2%
B	Southern	3.9%	2.4%		6.3%
C	Bayview	13.7%	9.2%	0.1%	23.1%
D	Mission	9.5%	6.2%		15.7%
E	Northern	4.8%	3.4%		8.1%
F	Park	1.3%	1.5%		2.8%
G	Richmond	1.8%	1.1%		2.9%
H	Ingleside	7.1%	5.7%		12.9%
I	Taraval	4.5%	3.4%	0.1%	8.0%
J	Tenderloin	2.8%	1.8%	0.4%	5.0%
X	Out of SF	5.2%	3.6%	0.1%	9.0%
<b>Grand Total</b>		<b>57.4%</b>	<b>41.7%</b>	<b>0.8%</b>	<b>100.0%</b>

VICTIM DEMOGRAPHIC DATA REPORT

Q4 2020 - Year to Date

CHILD ABUSE	PERSON COUNT							PERSON COUNT
	American Indian or Alaskan Native	Asian or Pacific Islander	Black	Hispanic or Latin	OTHERS	Unknown	White	
YTD Q1-Q4 2019	6	118	306	322	22	68	128	970
YTD Q1-Q4 2020	11	90	188	276	13	49	87	714
Difference	5	-28	-118	-46	-9	-19	-41	-256
% Change	83.3%	-23.7%	-38.6%	-14.3%	-40.9%	-27.9%	-32.0%	-26.4%

CHILD ABUSE	PERSON COUNT	PERSON COUNT
	0-17	
YTD Q1-Q4 2019	970	970
YTD Q1-Q4 2020	714	714
Difference	-256	-256
% Change	-26.4%	-26.4%

CHILD ABUSE	PERSON COUNT					PERSON COUNT
	Female	Male	Nonbinary	OTHERS	Unknown	
YTD Q1-Q4 2019	563	395	2	6	4	970
YTD Q1-Q4 2020	410	298	0	6	0	714
Difference	-153	-97	-2	0	-4	-256
% Change	-27.2%	-24.6%	-100.0%	0.0%	-100.0%	-26.4%

VICTIM DEMOGRAPHIC DATA REPORT  
Q4 2020 - Year to Date

HATE CRIME		PERSON COUNT							PERSON COUNT
DISTRICT	DISTRICT	American Indian or Alaskan Native	Asian or Pacific Islander	Black	Hispanic or Latin	OTHERS	Unknown	White	
A	Central			1	2	1	1	3	8
B	Southern		1	4	3	1		2	11
C	Bayview		3	2	4			1	10
D	Mission			1	1		2	1	5
E	Northern		1	2	1	2			6
F	Park							1	1
G	Richmond		2					1	3
H	Ingleside				1				1
I	Taraval	1	1	1				6	9
J	Tenderloin			1				1	2
X	Out of SF								
Grand Total		1	8	12	12	4	4	15	56

HATE CRIME		PERSON COUNT							PERSON COUNT
DISTRICT	DISTRICT	American Indian or Alaskan Native	Asian or Pacific Islander	Black	Hispanic or Latin	OTHERS	Unknown	White	
A	Central	0.0%	0.0%	1.8%	3.6%	1.8%	1.8%	5.4%	14.3%
B	Southern	0.0%	1.8%	7.1%	5.4%	1.8%	0.0%	3.6%	19.6%
C	Bayview	0.0%	5.4%	3.6%	7.1%	0.0%	1.8%	0.0%	17.9%
D	Mission	0.0%	0.0%	1.8%	1.8%	0.0%	3.6%	1.8%	8.9%
E	Northern	0.0%	1.8%	3.6%	1.8%	3.6%	0.0%	0.0%	10.7%
F	Park	0.0%	0.0%	0.0%	0.0%	0.0%	0.0%	1.8%	1.8%
G	Richmond	0.0%	3.6%	0.0%	0.0%	0.0%	0.0%	1.8%	5.4%
H	Ingleside	0.0%	0.0%	0.0%	1.8%	0.0%	0.0%	0.0%	1.8%
I	Taraval	1.8%	1.8%	1.8%	0.0%	0.0%	0.0%	10.7%	16.1%
J	Tenderloin	0.0%	0.0%	1.8%	0.0%	0.0%	0.0%	1.8%	3.6%
X	Out of SF	0.0%	0.0%	0.0%	0.0%	0.0%	0.0%	0.0%	0.0%
Grand Total		1.8%	14.3%	21.4%	21.4%	7.1%	7.1%	26.8%	100.0%

HATE CRIME		PERSON COUNT							PERSON COUNT
DISTRICT	DISTRICT	0-17	18-29	30-39	40-49	50-59	60+	Unknown	
A	Central		3	1	1	1	1	1	8
B	Southern	1	1	1	1	3		4	11
C	Bayview	3	1	2	1			3	10
D	Mission		2					2	5
E	Northern		2	1	2			1	6
F	Park							1	1
G	Richmond			2				1	3
H	Ingleside							1	1
I	Taraval		1	1	3	4			9
J	Tenderloin				2				2
X	Out of SF								
Grand Total		4	10	8	10	8	14	2	56

VICTIM DEMOGRAPHIC DATA REPORT  
Q4 2020 - Year to Date

HATE CRIME		PERSON COUNT							PERSON COUNT
DISTRICT	DISTRICT	0-17	18-29	30-39	40-49	50-59	60+	Unknown	
A	Central	0.0%	5.4%	1.8%	1.8%	1.8%	1.8%	1.8%	14.3%
B	Southern	1.8%	1.8%	1.8%	1.8%	5.4%	7.1%	0.0%	19.6%
C	Bayview	5.4%	1.8%	3.6%	1.8%	0.0%	5.4%	0.0%	17.9%
D	Mission	0.0%	3.6%	0.0%	0.0%	0.0%	3.6%	1.8%	8.9%
E	Northern	0.0%	3.6%	1.8%	3.6%	0.0%	1.8%	0.0%	10.7%
F	Park	0.0%	0.0%	0.0%	0.0%	0.0%	1.8%	0.0%	1.8%
G	Richmond	0.0%	0.0%	3.6%	0.0%	0.0%	1.8%	0.0%	5.4%
H	Ingleside	0.0%	0.0%	0.0%	0.0%	0.0%	1.8%	0.0%	1.8%
I	Taraval	0.0%	1.8%	1.8%	5.4%	7.1%	0.0%	0.0%	16.1%
J	Tenderloin	0.0%	0.0%	0.0%	3.6%	0.0%	0.0%	0.0%	3.6%
X	Out of SF	0.0%	0.0%	0.0%	0.0%	0.0%	0.0%	0.0%	0.0%
Grand Total		7.1%	17.9%	14.3%	17.9%	14.3%	25.0%	3.6%	100.0%

HATE CRIME		PERSON COUNT					PERSON COUNT
DISTRICT	DISTRICT	Female	Male	Nonbinary	OTHERS	Unknown	
A	Central	2	5			1	8
B	Southern	7	4				11
C	Bayview	3	7				10
D	Mission	4				1	5
E	Northern	3	3				6
F	Park	1					1
G	Richmond	1	2				3
H	Ingleside	1					1
I	Taraval	5	4				9
J	Tenderloin	1	1				2
X	Out of SF						
Grand Total		28	26			2	56

HATE CRIME		PERSON COUNT					PERSON COUNT
DISTRICT	DISTRICT	Female	Male	Nonbinary	OTHERS	Unknown	
A	Central	3.6%	8.9%	0.0%	0.0%	1.8%	14.3%
B	Southern	12.5%	7.1%	0.0%	0.0%	0.0%	19.6%
C	Bayview	5.4%	12.5%	0.0%	0.0%	0.0%	17.9%
D	Mission	7.1%	0.0%	0.0%	0.0%	1.8%	8.9%
E	Northern	5.4%	5.4%	0.0%	0.0%	0.0%	10.7%
F	Park	1.8%	0.0%	0.0%	0.0%	0.0%	1.8%
G	Richmond	1.8%	3.6%	0.0%	0.0%	0.0%	5.4%
H	Ingleside	1.8%	0.0%	0.0%	0.0%	0.0%	1.8%
I	Taraval	8.9%	7.1%	0.0%	0.0%	0.0%	16.1%
J	Tenderloin	1.8%	1.8%	0.0%	0.0%	0.0%	3.6%
Grand Total		0.0%	0.0%	0.0%	0.0%	0.0%	0.0%

HATE CRIME		PERSON COUNT - BIAS MOTIVATION												PERSON COUNT
DISTRICT	DISTRICT	Anti-Arab	Anti-Asian	Anti-Black	Anti-Hispanic	Anti-Jewish	Anti-Muslim	Anti-Other Races	Anti-Transgender	Anti-White	Sexual Orientation	Citizenship Status	Anti- Christian Armenian	
A	Central			1	1	1		1		2	1	1		8
B	Southern	1	1	4	3					1	1			11
C	Bayview		4	2	4									10
D	Mission			1		2			1	1				5
E	Northern			2	1		2		1					6
F	Park					1								1
G	Richmond		2										1	3
H	Ingleside				1									1
I	Taraval		2	1		1					5			9
J	Tenderloin									1	1			2
X	Out of SF													
Grand Total		1	9	11	10	5	2	1	2	5	8	1	1	56

HATE CRIME		PERSON COUNT - BIAS MOTIVATION												PERSON COUNT
DISTRICT	DISTRICT	Anti-Arab	Anti-Asian	Anti-Black	Anti-Hispanic	Anti-Jewish	Anti-Muslim	Anti-Other Races	Anti-Transgender	Anti-White	Sexual Orientation	Citizenship Status	Anti- Christian Armenian	
A	Central	0.0%	0.0%	1.8%	1.8%	1.8%	0.0%	1.8%	0.0%	3.6%	1.8%	1.8%	0.0%	14.3%
B	Southern	1.8%	1.8%	7.1%	5.4%	0.0%	0.0%	0.0%	0.0%	1.8%	1.8%	0.0%	0.0%	19.6%
C	Bayview	0.0%	7.1%	3.6%	7.1%	0.0%	0.0%	0.0%	0.0%	0.0%	0.0%	0.0%	0.0%	17.9%
D	Mission	0.0%	0.0%	1.8%	0.0%	3.6%	0.0%	0.0%	1.8%	1.8%	0.0%	0.0%	0.0%	8.9%
E	Northern	0.0%	0.0%	3.6%	1.8%	0.0%	3.6%	0.0%	1.8%	0.0%	0.0%	0.0%	0.0%	10.7%
F	Park	0.0%	0.0%	0.0%	0.0%	1.8%	0.0%	0.0%	0.0%	0.0%	0.0%	0.0%	0.0%	1.8%
G	Richmond	0.0%	3.6%	0.0%	0.0%	0.0%	0.0%	0.0%	0.0%	0.0%	0.0%	0.0%	1.8%	5.4%
H	Ingleside	0.0%	0.0%	0.0%	1.8%	0.0%	0.0%	0.0%	0.0%	0.0%	0.0%	0.0%	0.0%	1.8%
I	Taraval	0.0%	3.6%	1.8%	0.0%	1.8%	0.0%	0.0%	0.0%	0.0%	8.9%	0.0%	0.0%	16.1%
J	Tenderloin	0.0%	0.0%	0.0%	0.0%	0.0%	0.0%	0.0%	0.0%	1.8%	1.8%	0.0%	0.0%	3.6%
X	Out of SF	0.0%	0.0%	0.0%	0.0%	0.0%	0.0%	0.0%	0.0%	0.0%	0.0%	0.0%	0.0%	0.0%
Grand Total		1.8%	16.1%	19.6%	17.9%	8.9%	3.6%	1.8%	3.6%	8.9%	14.3%	1.8%	1.8%	100.0%

VICTIM DEMOGRAPHIC DATA REPORT  
Q4 2020 - Year to Date

HATE CRIME	PERSON COUNT							PERSON COUNT
	American Indian or Alaskan Native	Asian or Pacific Islander	Black	Hispanic or Latin	OTHERS	Unknown	White	
YTD Q1-Q4 2019		12	19	18	2	12	20	83
YTD Q1-Q4 2020	1	8	12	12	4	4	15	56
Difference	1	-4	-7	-6	2	-8	-5	-27
% Change	not calc	-33.3%	-36.8%	-33.3%	100.0%	-66.7%	-25.0%	-32.5%

HATE CRIME	PERSON COUNT							PERSON COUNT
	0-17	18-29	30-39	40-49	50-59	60+	Unknown	
YTD Q1-Q4 2019	5	26	17	7	10	11	7	83
YTD Q1-Q4 2020	4	10	8	10	8	14	2	56
Difference	-1	-16	-9	3	-2	3	-5	-27
% Change	-20.0%	-61.5%	-52.9%	42.9%	-20.0%	27.3%	-71.4%	-32.5%

HATE CRIME	PERSON COUNT					PERSON COUNT
	Female	Male	Nonbinary	OTHERS	Unknown	
YTD Q1-Q4 2019	18	59			6	83
YTD Q1-Q4 2020	28	26			2	56
Difference	10	-33	0	0	-4	-27
% Change	55.6%	-55.9%	not calc	not calc	-66.7%	-32.5%

HATE CRIME	PERSON COUNT - BIAS MOTIVATION												PERSON COUNT
	Anti-Arab	Anti-Asian	Anti-Black	Anti-Hispanic	Anti-Jewish	Anti-Muslim	Anti-Other Races	Anti-Transgender	Anti-White	Sexual Orientation	Citizenship Status	Anti-Christian Armenian	
YTD Q1-Q4 2019	6	8	15	5	2	4	5	4	4	30			83
YTDQ1-Q4 2020	1	9	11	10	5	2	1	2	5	8	1	1	56
Difference	-5	1	-4	5	3	-2	-4	-2	1	-22	1	1	-27
% Change	-83.3%	12.5%	-26.7%	100.0%	150.0%	-50.0%	-80.0%	-50.0%	25.0%	-73.3%	not calc	not calc	-32.5%



**From:** [Board of Supervisors, \(BOS\)](#)  
**To:** [BOS-Supervisors](#)  
**Cc:** [Calvillo, Angela \(BOS\)](#); [Somera, Alisa \(BOS\)](#); [Ng, Wilson \(BOS\)](#)  
**Subject:** FW: Assessor Torres Swearing In - 1pm 2.8.21  
**Date:** Monday, February 8, 2021 1:21:00 PM  
**Attachments:** [Joaquin Torres Swearing In 2.8.2021.pdf](#)

---

**From:** Torres, Joaquin (ASR) <joaquin.torres@sfgov.org>  
**Sent:** Monday, February 8, 2021 12:41 PM  
**To:** Board of Supervisors, (BOS) <board.of.supervisors@sfgov.org>  
**Subject:** Assessor Torres Swearing In - 1pm 2.8.21

Dear Supervisors,

I wanted to thank you for your partnership with the Office of Economic and Workforce Development throughout my time as Director and earlier. It has been an absolute privilege to coordinate with you and your staffs to deliver stronger, more equitable opportunities for San Franciscans to grow their local businesses, build career pathways, secure affordable housing, and foster more vibrant neighborhoods. I'm grateful for the guidance and challenges you've presented to me that have always ensured we could do more together to serve San Francisco.

I look forward to strengthening those partnerships in my new role as the City and County of San Francisco's Assessor-Recorder, and I hope, if you're able, that you'll join me at 1pm this afternoon on [www.youtube.com/SFGovTV](http://www.youtube.com/SFGovTV) for the virtual swearing in ceremony.

Thank you again for our shared efforts to build a better city for all San Franciscans - I am deeply grateful for all of you and the work we have accomplished together.

In community,  
Joaquín

---

**Joaquín Torres | 郭華健**  
**Director**  
**Office of Economic and Workforce Development**  
**City Hall, Room 448**  
**415.554.7013**  
[www.oewd.org](http://www.oewd.org) | Like us: [Facebook](#) | [Twitter](#)

**[COVID-19 Assistance for Businesses & Employees](#)**

San Francisco's Economic Recovery Taskforce wants to hear from you.  
[Please take this survey](#)  
[我們想聽聽您寶貴的意見!](#)  
[¡Queremos conocer su opinión!](#)

Gusto naming marinig ang saloobin mo



*Mayor London N. Breed*

*cordially invites you to attend*

*the swearing in ceremony for*

*Joaquín Torres*

郭華健

*as Assessor – Recorder*

*for the City and County of San Francisco*

*on Monday, the eighth of February*

*two thousand and twenty-one*

*at the hour of one p.m.*

*Please join us virtually at [www.youtube.com/SFGovTV/](http://www.youtube.com/SFGovTV/)*

**From:** [Board of Supervisors, \(BOS\)](#)  
**To:** [BOS-Supervisors](#); [BOS-Legislative Aides](#); [BOS-Administrative Aides](#)  
**Cc:** [Calvillo, Angela \(BOS\)](#); [Somera, Alisa \(BOS\)](#); [Ng, Wilson \(BOS\)](#)  
**Subject:** FW: OCME Overdose Report - February 2021  
**Date:** Wednesday, February 17, 2021 11:20:00 AM  
**Attachments:** [2021 02 OCME Overdose Report.pdf](#)

---

**From:** Toxicology (ADM) <toxicology@sfgov.org>  
**Sent:** Wednesday, February 17, 2021 10:37 AM  
**To:** Board of Supervisors, (BOS) <board.of.supervisors@sfgov.org>; Kittler, Sophia (MYR) <sophia.kittler@sfgov.org>; Colfax, Grant (DPH) <grant.colfax@sfdph.org>  
**Cc:** Bukowski, Kenneth (ADM) <kenneth.bukowski@sfgov.org>; Serrano Sewell, David (ADM) <david.serranosewell@sfgov.org>; RivamonteMesa, Abigail (BOS) <abigail.rivamontemesa@sfgov.org>; Haney, Matt (BOS) <matt.haney@sfgov.org>; Quetone, Tal (ADM) <tal.quetone@sfgov.org>; Rodda, Luke (ADM) <luke.rodde@sfgov.org>  
**Subject:** OCME Overdose Report - February 2021

Dear Mayor Breed, President Walton, and Director Colfax:

Please find attached the OCME Overdose Report for February 2021.

Sincerely,

\*\*\*\*\*

Office of the Chief Medical Examiner  
City and County of San Francisco  
1 Newhall Street  
San Francisco, California 94124

Tel: (415) 641-3688



# OFFICE OF THE CHIEF MEDICAL EXAMINER

London N. Breed, Mayor

February 17, 2021

The Honorable London N. Breed, Mayor  
City and County of San Francisco

The Honorable Shamann Walton, President  
Board of Supervisors

Grant Colfax, M.D., Director  
Department of Public Health

## **Subject: Report on Accidental Overdose Deaths**

Dear Mayor Breed, President Walton, and Director Colfax:

The enclosed report provides preliminary data of accidental overdose deaths in the City and County of San Francisco from the recent four months of October 1, 2020, to January 31, 2021. This report satisfies the ordinance's reporting criteria. For your reference, a supplementary extended January 1, 2020, to January 31, 2021 report is enclosed.

The reports are published by the Office of the Chief Medical Examiner (OCME), Forensic Laboratory Division, to comply with local and state reporting guidelines and further OCME's mission to provide neutral data to inform policymakers. Please note, these results are preliminary as of testing to February 16, 2021, and are subject to change as the OCME finalizes the manner and cause of each death. These reports are not intended to replace other death statistics within the City that rely on finalized death certificates.

Pertinent for accurate use of these reports is understanding the source of the data and its subsequent summarization process. Decedent demographic and case information were obtained from the OCME case management system. Additionally, specific details from investigator narratives, forensic toxicology results, and where available, preliminary autopsy findings, were utilized. Collected demographic information included race, gender, age, fixed address status, and locations of residence and death.

Due to their significance in accidental overdose deaths, the reported drugs were specific to fentanyl, heroin, medicinal opioids, methamphetamine and cocaine. Their detection in blood was captured to best determine relevance in each case. Medicinal opioid-positive cases required the presence of codeine, hydrocodone, oxycodone, morphine, hydromorphone, oxymorphone, buprenorphine, tramadol, and/or methadone. Heroin determination was more closely evaluated, requiring the presence of specific heroin markers in blood or urine, expected morphine to codeine ratios, and/or case details consistent with heroin use.

Sincerely,

A handwritten signature in blue ink, appearing to read "Luke N. Rodda".

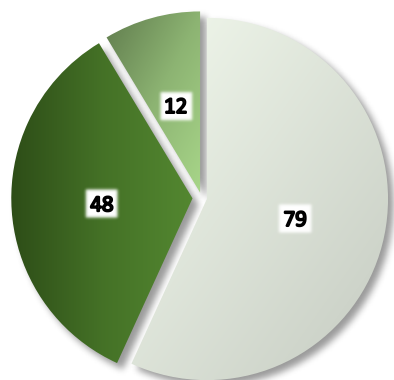
Luke N. Rodda, Ph.D.  
Chief Forensic Toxicologist and Director, Forensic Laboratory Division

cc: Office of the City Administrator  
enclosures: Preliminary Accidental Drug Overdose Data Reports for October 2020 through January 2021  
Preliminary Accidental Drug Overdose Data Reports for January 2020 through January 2021



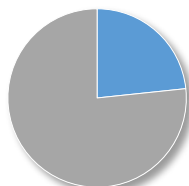
Preliminary Accidental Drug Overdose Data Report  
as of February 16, 2021

# OCTOBER 2020



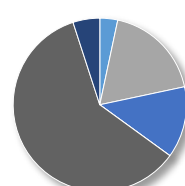
56.83% Other Causes  
34.53% Acc. Overdoses Open  
8.63% Acc. Overdoses Closed

Gender



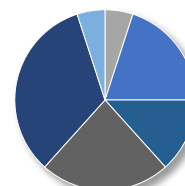
23% Female  
77% Male

Race



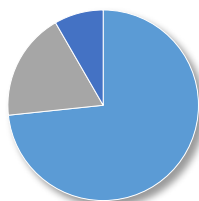
3% Asian  
18% Black  
13% Latinx  
0% Native American  
60% White  
5% Other/Unknown

Age



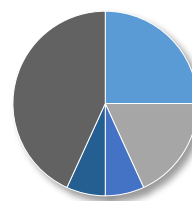
0% <15  
20% 25-34  
23% 45-54  
5% >=65  
5% 15-24  
13% 35-44  
33% 55-64

Fixed Address



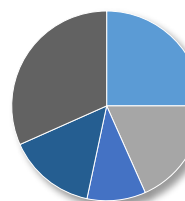
73% Yes (see residence)  
18% No  
8% Unknown

Residence



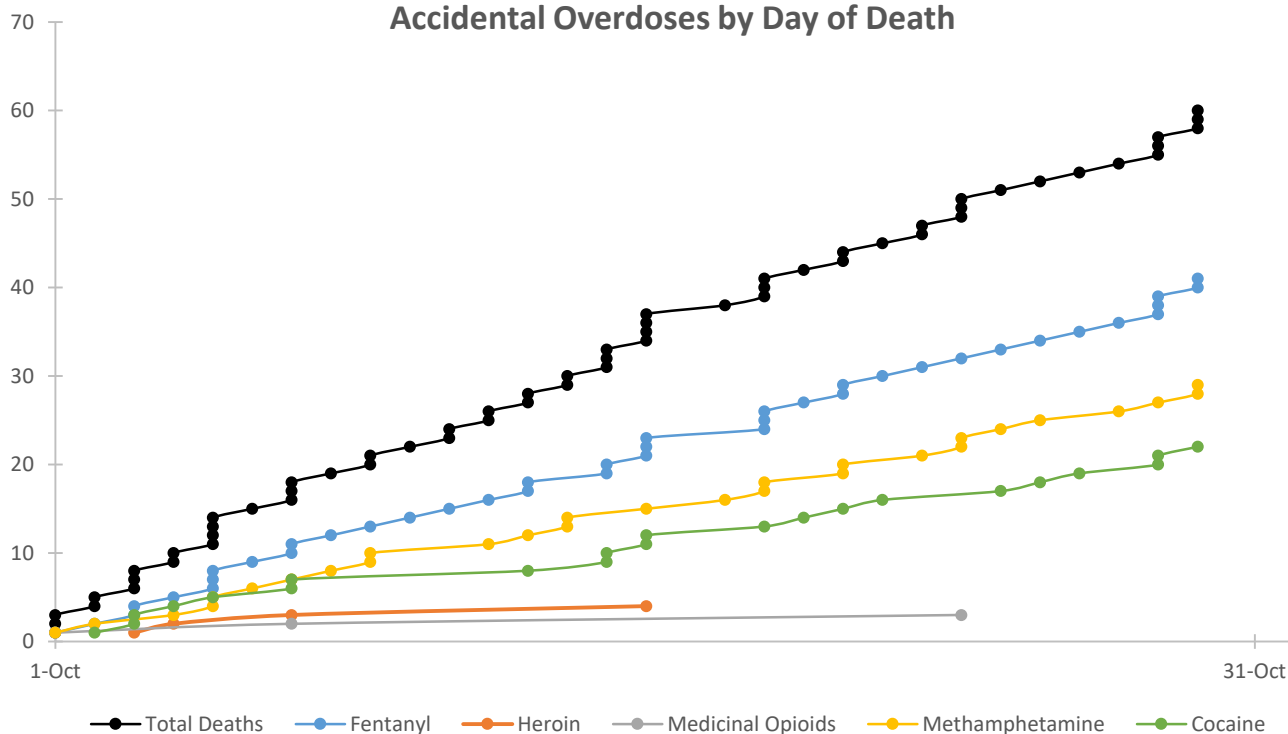
25% Tenderloin (94102)  
18% SOMA (94103)  
7% Inner Mission (94110)  
7% Western Addition (94115)  
43% Others

Location of Death



25% Tenderloin (94102)  
18% SOMA (94103)  
10% Nob Hill (94109)  
15% Inner Mission (94110)  
32% Others

## Accidental Overdoses by Day of Death



"Acc. Overdoses Open" cases do not have a final cause and manner of death classification; "Acc. Overdoses Closed" cases have a final cause and manner of death classification.

"No fixed address" denotes community members who may be experiencing homelessness.

"Residence" denotes address where decedent lived; "Location of Death" denotes the location where death was declared. For "Residence" and "Location of Death", the 4 most affected neighborhoods are represented, the "Others" category refers to all other zip codes within the City and County of San Francisco and any of out county residences.

"Gender" refers to gender at time of death.

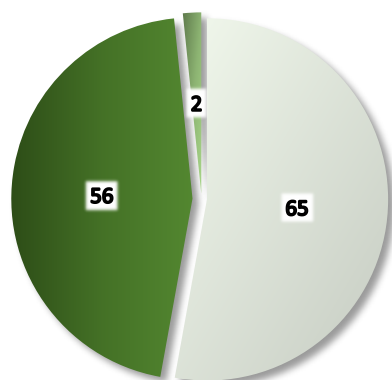
"Total Deaths" denotes Accidental Overdoses where one or more drugs contribute to the cause of death; however, every point for each drug series is inclusive, but not necessarily exclusive, of that drug. "Total deaths" represents all accidental overdoses including ones for drugs not specified above.

PLEASE NOTE THIS DATA IS PRELIMINARY INFORMATION AND SUSCEPTIBLE TO CHANGE



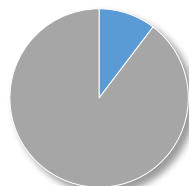
Preliminary Accidental Drug Overdose Data Report  
as of February 16, 2021

# NOVEMBER 2020



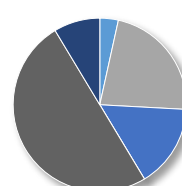
52.85% Other Causes  
45.53% Acc. Overdoses Open  
1.63% Acc. Overdoses Closed

Gender



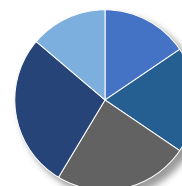
10% Female  
90% Male

Race



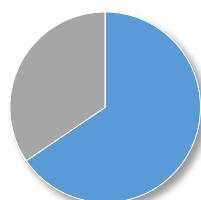
3% Asian  
22% Black  
16% Latinx  
0% Native American  
50% White  
9% Other/Unknown

Age



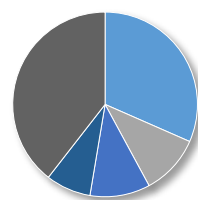
0% <15  
16% 25-34  
24% 45-54  
14% >=65  
0% 15-24  
19% 35-44  
28% 55-64

Fixed Address



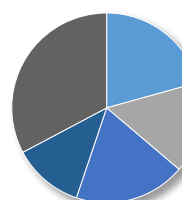
66% Yes (see residence)  
34% No  
0% Unknown

Residence



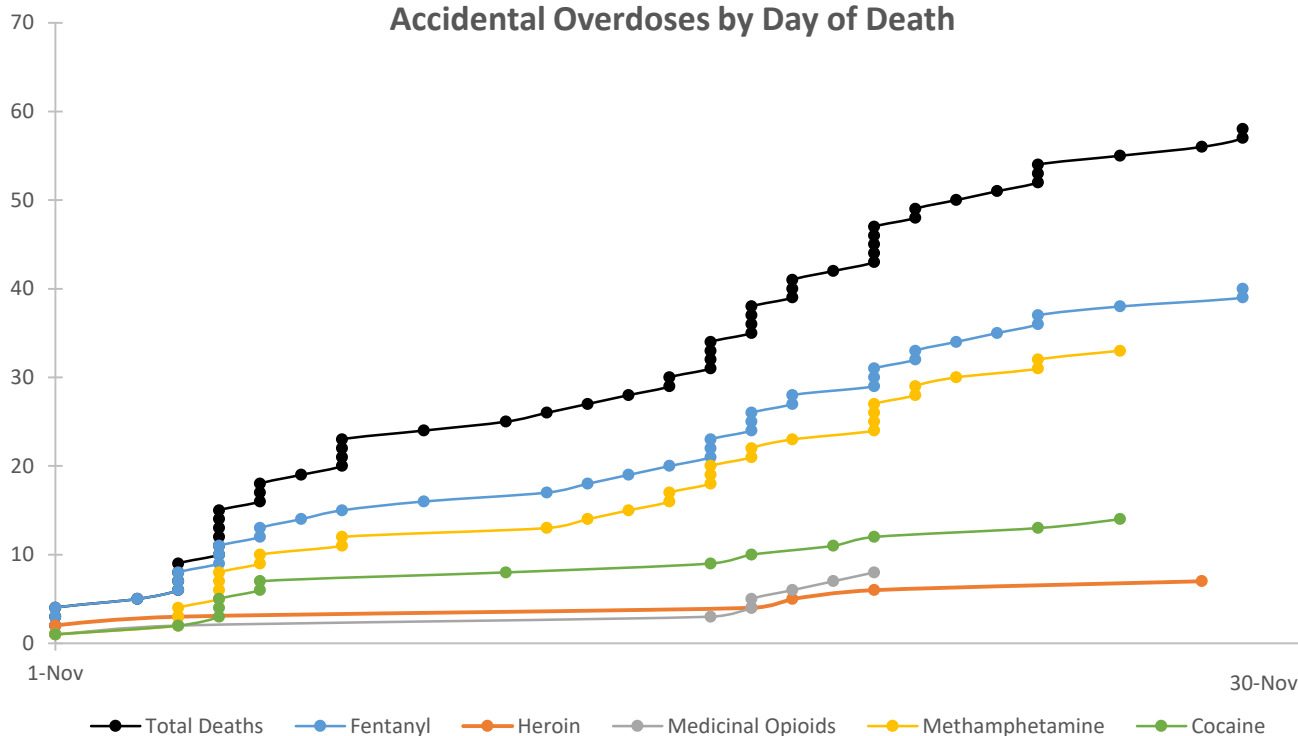
32% Tenderloin (94102)  
11% SOMA (94103)  
11% Nob Hill (94109)  
8% North Beach (94133)  
39% Others

Location of Death



21% Tenderloin (94102)  
16% SOMA (94103)  
19% Nob Hill (94109)  
12% Inner Mission (94110)  
33% Others

Accidental Overdoses by Day of Death



"Acc. Overdoses Open" cases do not have a final cause and manner of death classification; "Acc. Overdoses Closed" cases have a final cause and manner of death classification.

"No fixed address" denotes community members who may be experiencing homelessness.

"Residence" denotes address where decedent lived; "Location of Death" denotes the location where death was declared. For "Residence" and "Location of Death", the 4 most affected neighborhoods are represented, the "Others" category refers to all other zip codes within the City and County of San Francisco and any of out county residences.

"Gender" refers to gender at time of death.

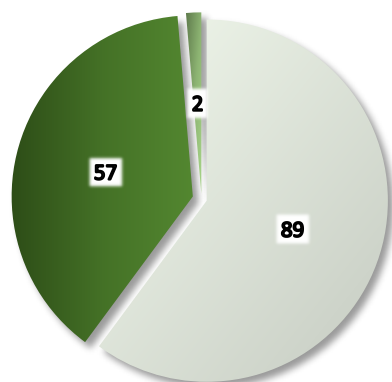
"Total Deaths" denotes Accidental Overdoses where one or more drugs contribute to the cause of death; however, every point for each drug series is inclusive, but not necessarily exclusive, of that drug. "Total deaths" represents all accidental overdoses including ones for drugs not specified above.

PLEASE NOTE THIS DATA IS PRELIMINARY INFORMATION AND SUSCEPTIBLE TO CHANGE



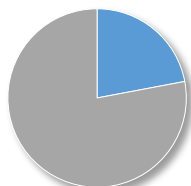
Preliminary Accidental Drug Overdose Data Report  
as of February 16, 2021

# DECEMBER 2020



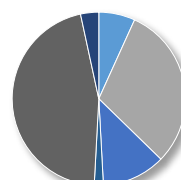
60.14% Other Causes  
38.51% Acc. Overdoses Open  
1.35% Acc. Overdoses Closed

Gender



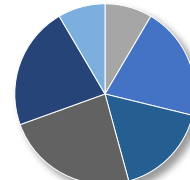
22% Female  
78% Male

Race



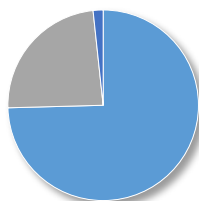
7% Asian  
31% Black  
12% Latinx  
2% Native American  
46% White  
3% Other/Unknown

Age



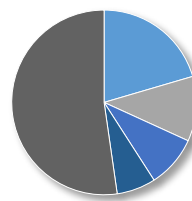
0% <15  
8% 15-24  
20% 25-34  
17% 35-44  
24% 45-54  
22% 55-64  
8% >=65

Fixed Address



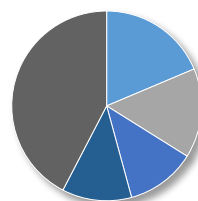
75% Yes (see residence)  
24% No  
2% Unknown

Residence



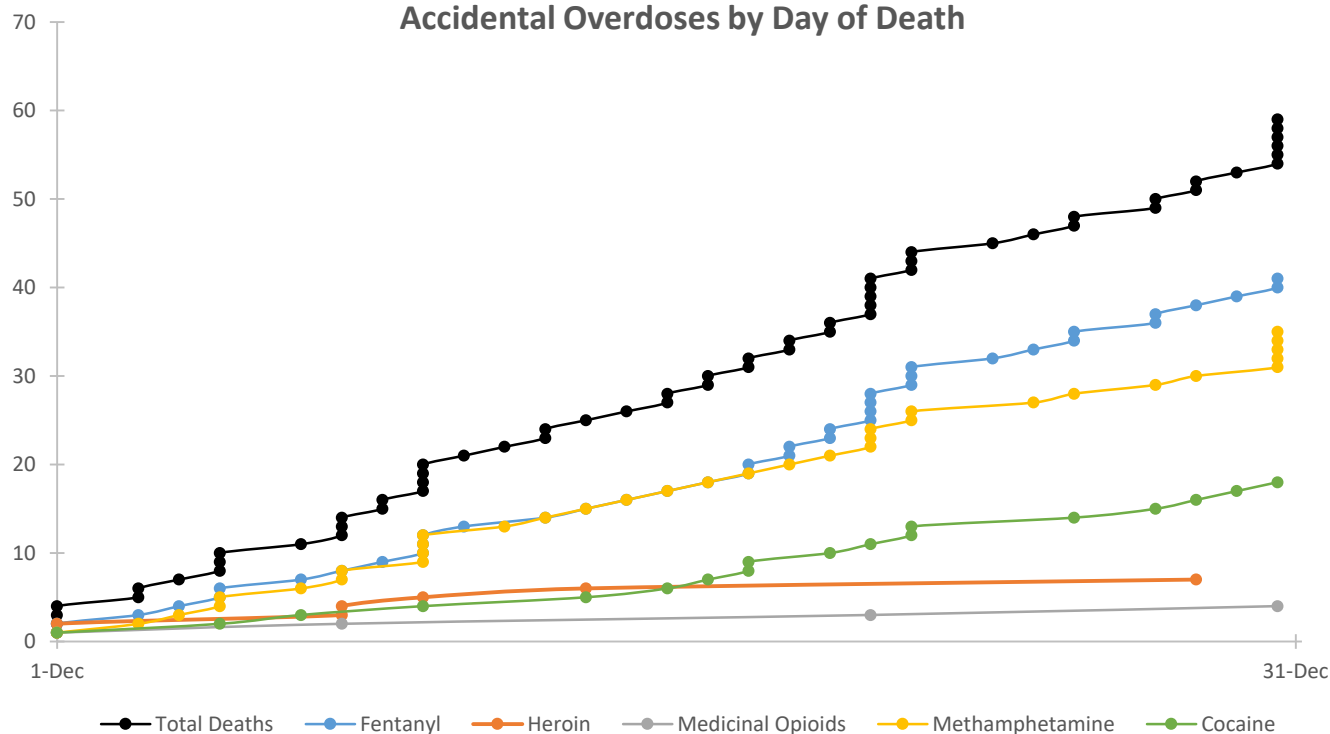
20% Tenderloin (94102)  
11% SOMA (94103)  
9% Inner Mission (94110)  
7% Sunset (94122)  
52% Others

Location of Death



19% Tenderloin (94102)  
15% SOMA (94103)  
12% Nob Hill (94109)  
12% Inner Mission (94110)  
42% Others

## Accidental Overdoses by Day of Death



"Acc. Overdoses Open" cases do not have a final cause and manner of death classification; "Acc. Overdoses Closed" cases have a final cause and manner of death classification.

"No fixed address" denotes community members who may be experiencing homelessness.

"Residence" denotes address where decedent lived; "Location of Death" denotes the location where death was declared. For "Residence" and "Location of Death", the 4 most affected neighborhoods are represented, the "Others" category refers to all other zip codes within the City and County of San Francisco and any of out county residences.

"Gender" refers to gender at time of death.

"Total Deaths" denotes Accidental Overdoses where one or more drugs contribute to the cause of death; however, every point for each drug series is inclusive, but not necessarily exclusive, of that drug. "Total deaths" represents all accidental overdoses including ones for drugs not specified above.

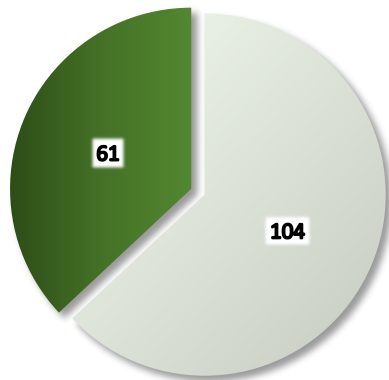
**PLEASE NOTE THIS DATA IS PRELIMINARY INFORMATION AND SUSCEPTIBLE TO CHANGE**





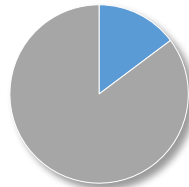
Preliminary Accidental Drug Overdose Data Report  
as of February 16, 2021

# JANUARY 2021



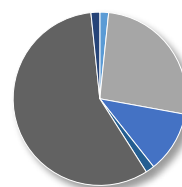
63.03% Other Causes  
36.97% Acc. Overdoses Open  
0.00% Acc. Overdoses Closed

Gender



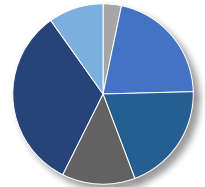
15% Female  
85% Male

Race



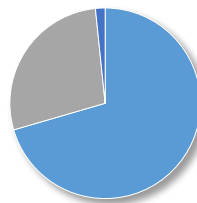
2% Asian  
26% Black  
11% Latinx  
2% Native American  
57% White  
2% Other/Unknown

Age



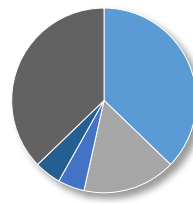
0% <15  
21% 25-34  
13% 45-54  
10% >=65  
15-24 3%  
35-44 20%  
55-64 33%

Fixed Address



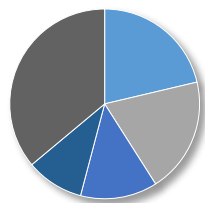
70% Yes (see residence)  
28% No  
2% Unknown

Residence



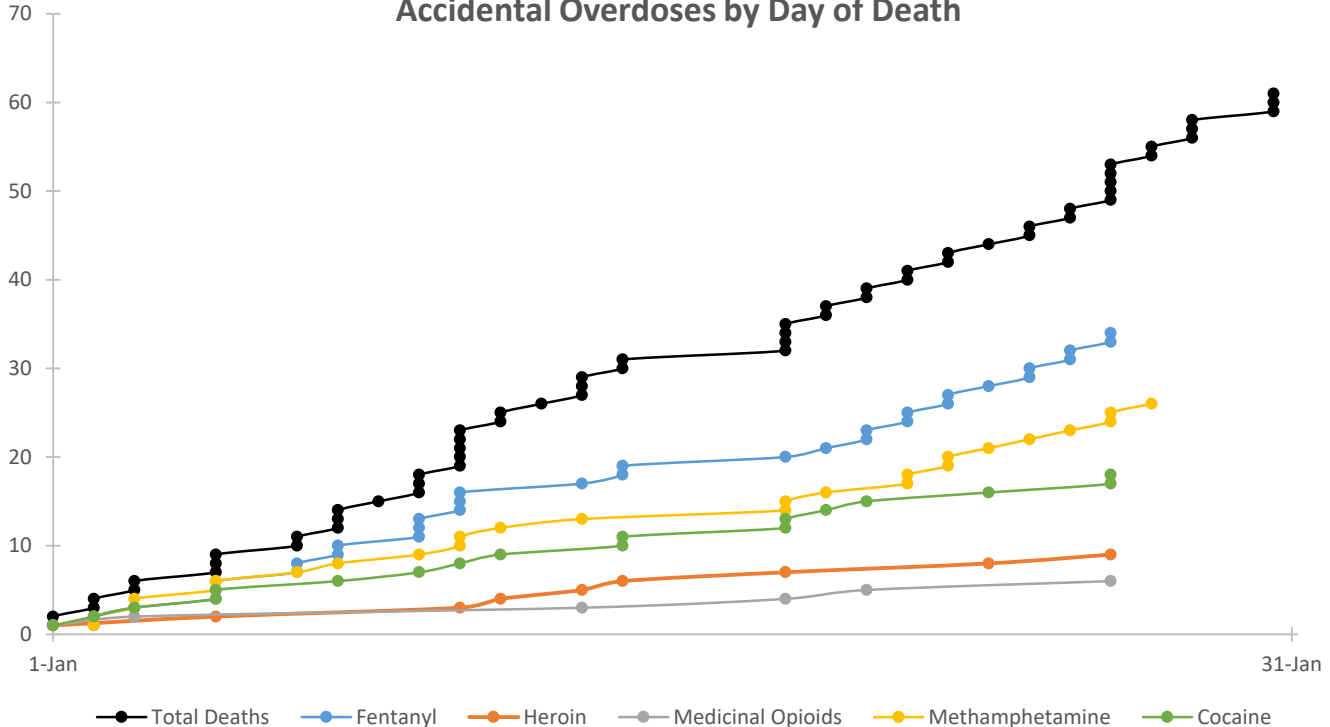
37% Tenderloin (94102)  
16% SOMA (94103)  
5% Inner Mission (94110)  
5% Castro/Noe Valley (94114)  
37% Others

Location of Death



21% Tenderloin (94102)  
20% SOMA (94103)  
13% Nob Hill (94109)  
10% Inner Mission (94110)  
36% Others

## Accidental Overdoses by Day of Death



"Acc. Overdoses Open" cases do not have a final cause and manner of death classification; "Acc. Overdoses Closed" cases have a final cause and manner of death classification.

"No fixed address" denotes community members who may be experiencing homelessness.

"Residence" denotes address where decedent lived; "Location of Death" denotes the location where death was declared. For "Residence" and "Location of Death", the 4 most affected neighborhoods are represented, the "Others" category refers to all other zip codes within the City and County of San Francisco and any of out county residences.

"Gender" refers to gender at time of death.

"Total Deaths" denotes Accidental Overdoses where one or more drugs contribute to the cause of death; however, every point for each drug series is inclusive, but not necessarily exclusive, of that drug. "Total deaths" represents all accidental overdoses including ones for drugs not specified above.

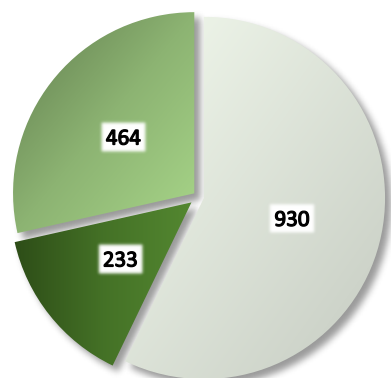
**PLEASE NOTE THIS DATA IS PRELIMINARY INFORMATION AND SUSCEPTIBLE TO CHANGE**

**Preliminary Accidental Drug Overdose Data Reports for  
January 2020 through January 2021**



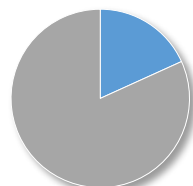
Preliminary Accidental Drug Overdose Data Report  
as of February 16, 2021

# JAN-DEC 2020



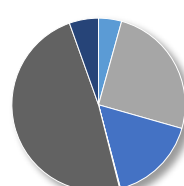
57.16% Other Causes  
14.32% Acc. Overdoses Open  
28.52% Acc. Overdoses Closed

Gender



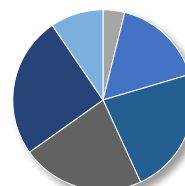
18% Female  
82% Male

Race



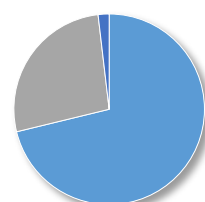
4% Asian  
25% Black  
16% Latinx  
0% Native American  
48% White  
5% Other/Unknown

Age



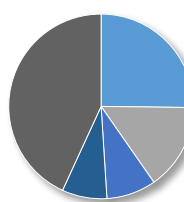
0% <15  
16% 25-34  
22% 45-54  
9% >=65  
4% 15-24  
23% 35-44  
25% 55-64

Fixed Address



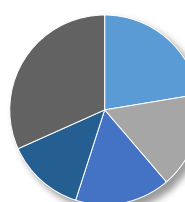
71% Yes (see residence)  
27% No  
2% Unknown

Residence

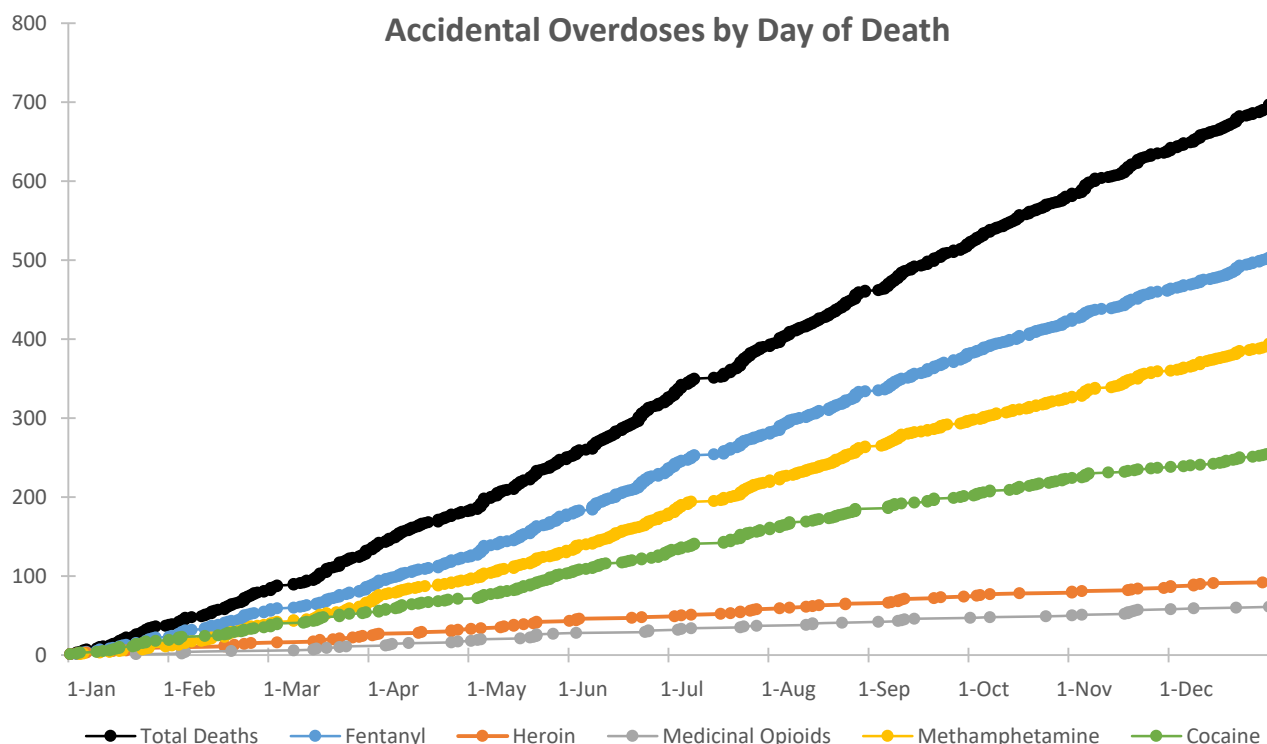


25% Tenderloin (94102)  
15% SOMA (94103)  
9% Nob Hill (94109)  
8% Inner Mission (94110)  
43% Others

Location of Death



22% Tenderloin (94102)  
16% SOMA (94103)  
16% Nob Hill (94109)  
13% Inner Mission (94110)  
32% Others



"Acc. Overdoses Open" cases do not have a final cause and manner of death classification; "Acc. Overdoses Closed" cases have a final cause and manner of death classification.

"No fixed address" denotes community members who may be experiencing homelessness.

"Residence" denotes address where decedent lived; "Location of Death" denotes the location where death was declared. For "Residence" and "Location of Death", the 4 most affected neighborhoods are represented, the "Others" category refers to all other zip codes within the City and County of San Francisco and any of out county residences.

"Gender" refers to gender at time of death.

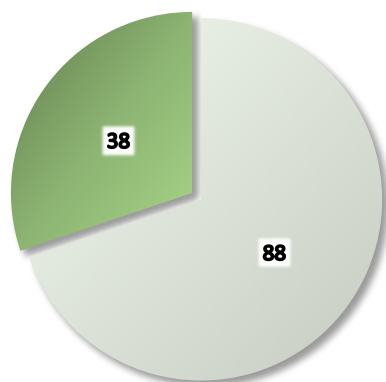
"Total Deaths" denotes Accidental Overdoses where one or more drugs contribute to the cause of death; however, every point for each drug series is inclusive, but not necessarily exclusive, of that drug. "Total deaths" represents all accidental overdoses including ones for drugs not specified above.

**PLEASE NOTE THIS DATA IS PRELIMINARY INFORMATION AND SUSCEPTIBLE TO CHANGE**



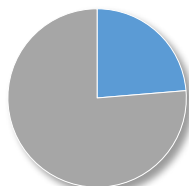
Preliminary Accidental Drug Overdose Data Report  
as of February 16, 2021

# JANUARY 2020



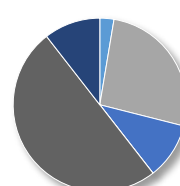
69.84% Other Causes  
0.00% Acc. Overdoses Open  
30.16% Acc. Overdoses Closed

Gender



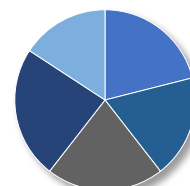
24% Female  
76% Male

Race



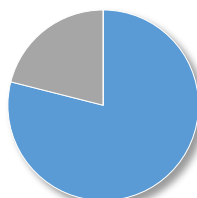
3% Asian  
26% Black  
11% Latinx  
0% Native American  
50% White  
11% Other/Unknown

Age



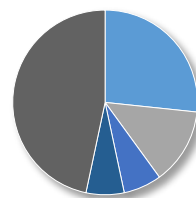
0% <15  
21% 15-24  
21% 25-34  
18% 35-44  
24% 45-54  
16% >=65

Fixed Address



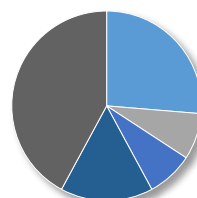
79% Yes (see residence)  
21% No  
0% Unknown

Residence



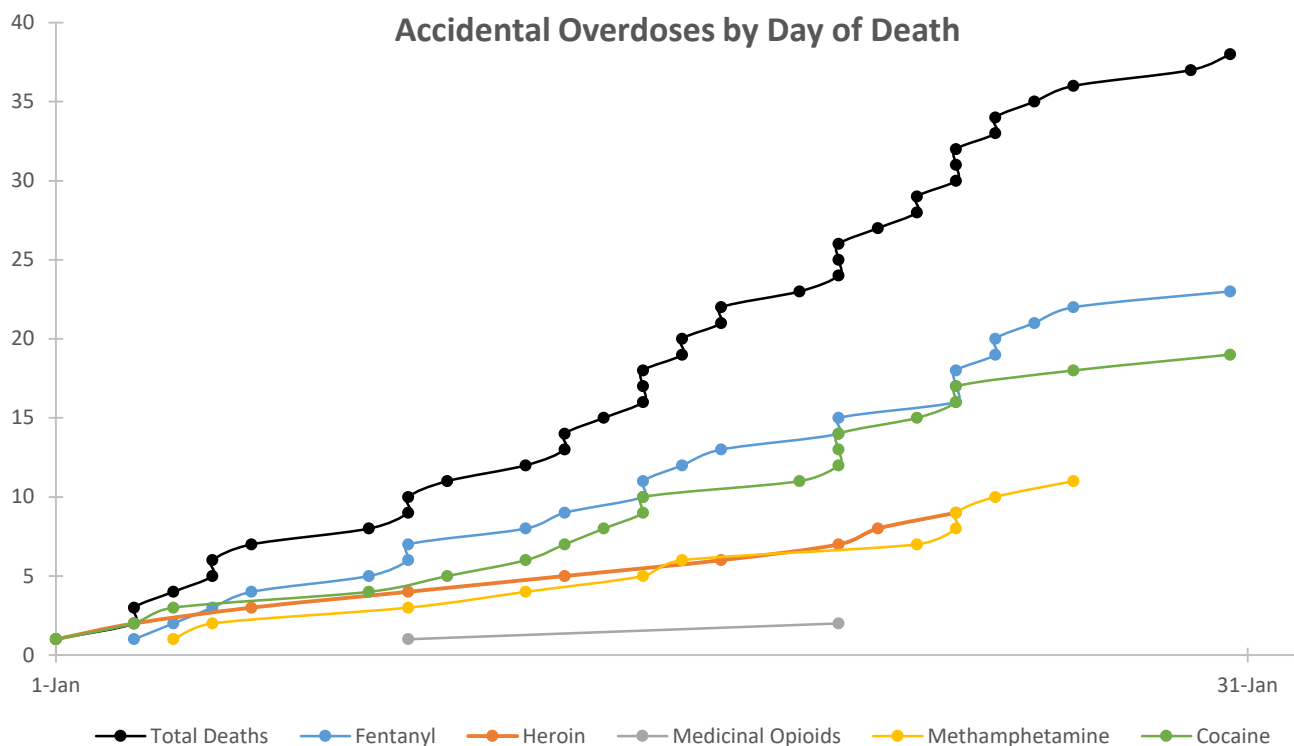
27% Tenderloin (94102)  
13% SOMA (94103)  
7% Ingleside (94112)  
7% North Beach (94133)  
47% Others

Location of Death



26% Tenderloin (94102)  
8% North Beach (94133)  
8% Nob Hill (94109)  
16% Inner Mission (94110)  
42% Others

## Accidental Overdoses by Day of Death



"Acc. Overdoses Open" cases do not have a final cause and manner of death classification; "Acc. Overdoses Closed" cases have a final cause and manner of death classification.

"No fixed address" denotes community members who may be experiencing homelessness.

"Residence" denotes address where decedent lived; "Location of Death" denotes the location where death was declared. For "Residence" and "Location of Death", the 4 most affected neighborhoods are represented, the "Others" category refers to all other zip codes within the City and County of San Francisco and any of out county residences.

"Gender" refers to gender at time of death.

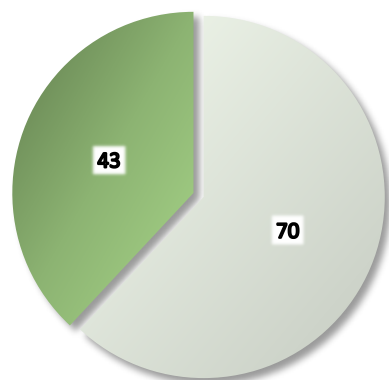
"Total Deaths" denotes Accidental Overdoses where one or more drugs contribute to the cause of death; however, every point for each drug series is inclusive, but not necessarily exclusive, of that drug. "Total deaths" represents all accidental overdoses including ones for drugs not specified above.

**PLEASE NOTE THIS DATA IS PRELIMINARY INFORMATION AND SUSCEPTIBLE TO CHANGE**

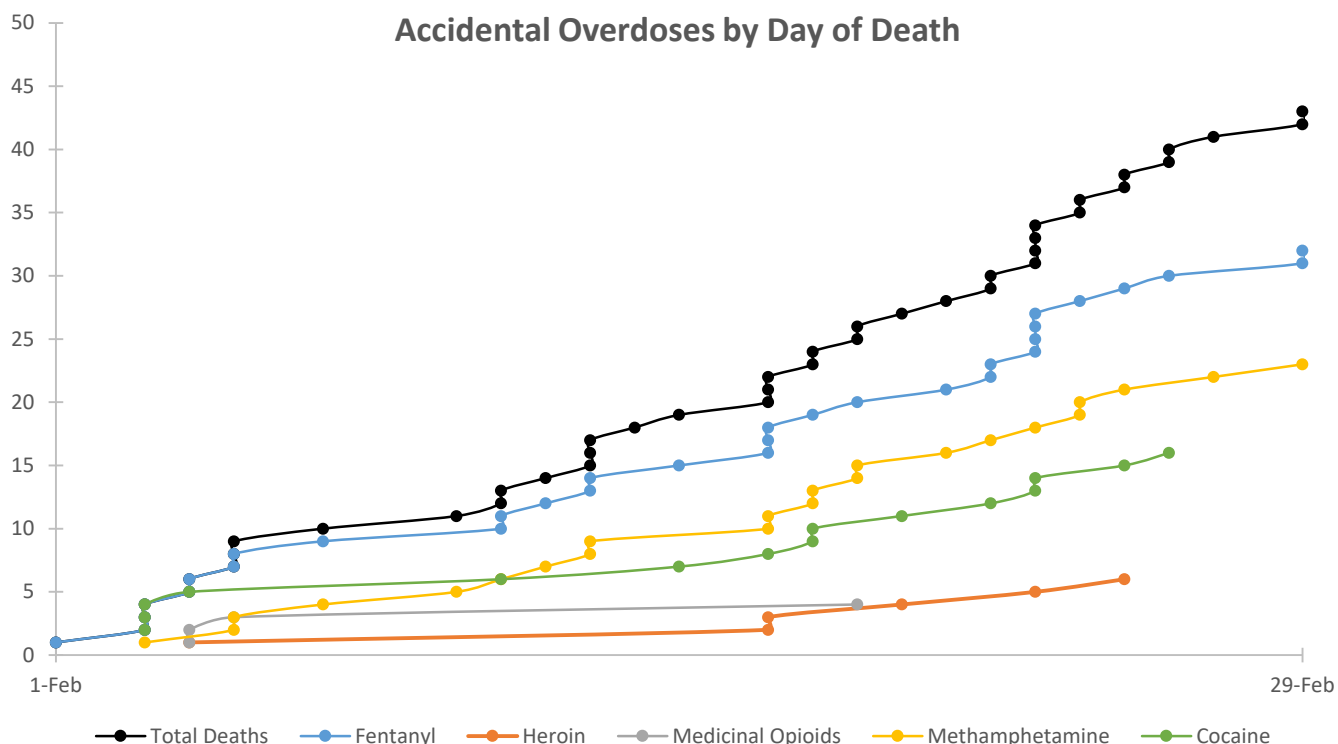
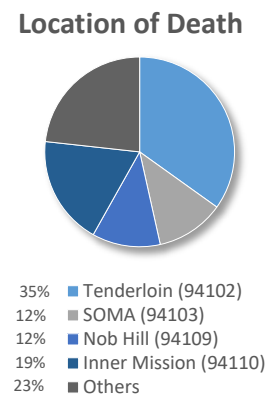
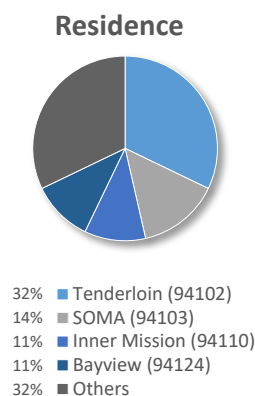
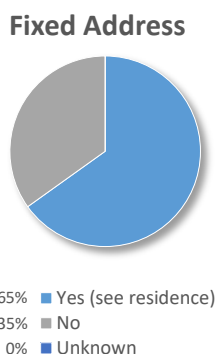
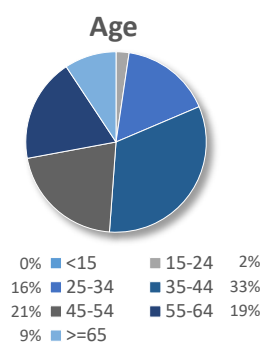
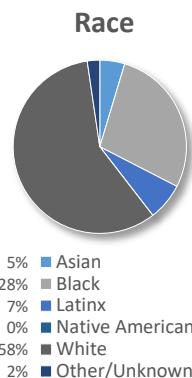
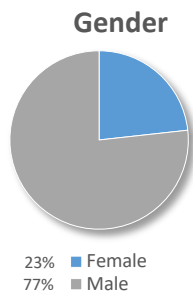


Preliminary Accidental Drug Overdose Data Report  
as of February 16, 2021

# FEBRUARY 2020



61.95% Other Causes  
0.00% Acc. Overdoses Open  
38.05% Acc. Overdoses Closed



"Acc. Overdoses Open" cases do not have a final cause and manner of death classification; "Acc. Overdoses Closed" cases have a final cause and manner of death classification.

"No fixed address" denotes community members who may be experiencing homelessness.

"Residence" denotes address where decedent lived; "Location of Death" denotes the location where death was declared. For "Residence" and "Location of Death", the 4 most affected neighborhoods are represented, the "Others" category refers to all other zip codes within the City and County of San Francisco and any of out county residences.

"Gender" refers to gender at time of death.

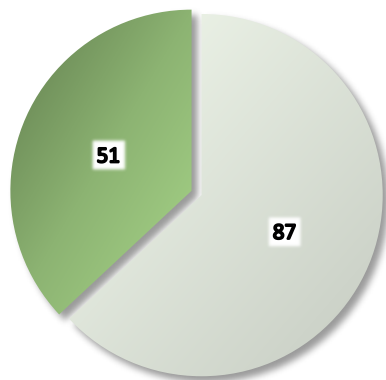
"Total Deaths" denotes Accidental Overdoses where one or more drugs contribute to the cause of death; however, every point for each drug series is inclusive, but not necessarily exclusive, of that drug. "Total deaths" represents all accidental overdoses including ones for drugs not specified above.

PLEASE NOTE THIS DATA IS PRELIMINARY INFORMATION AND SUSCEPTIBLE TO CHANGE



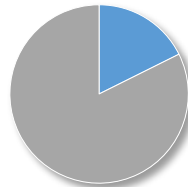
Preliminary Accidental Drug Overdose Data Report  
as of February 16, 2021

# MARCH 2020



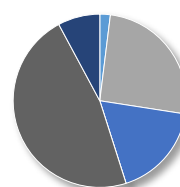
63.04% Other Causes  
0.00% Acc. Overdoses Open  
36.96% Acc. Overdoses Closed

Gender



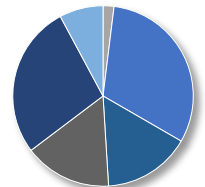
18% Female  
82% Male

Race



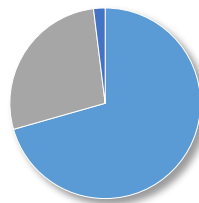
2% Asian  
25% Black  
18% Latinx  
0% Native American  
47% White  
8% Other/Unknown

Age



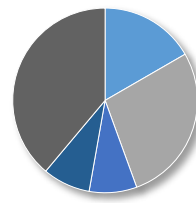
0% <15  
31% 15-24  
16% 25-34  
16% 35-44  
8% 45-54  
27% 55-64  
8% >=65

Fixed Address



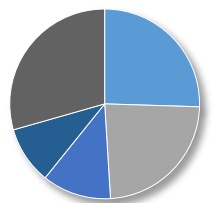
71% Yes (see residence)  
27% No  
2% Unknown

Residence



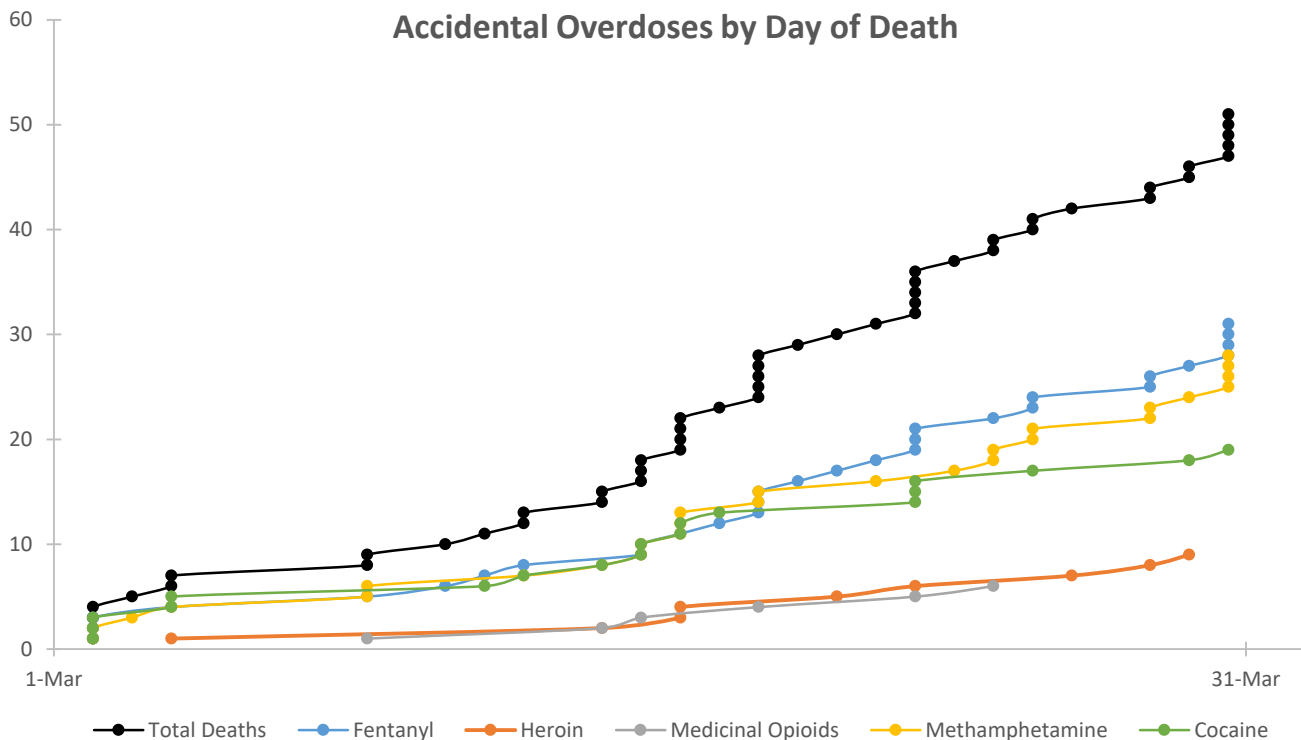
17% Tenderloin (94102)  
28% SOMA (94103)  
8% Inner Mission (94110)  
8% Twin Peaks (94131)  
39% Others

Location of Death



25% Tenderloin (94102)  
24% SOMA (94103)  
12% Nob Hill (94109)  
10% Inner Mission (94110)  
29% Others

## Accidental Overdoses by Day of Death



"Acc. Overdoses Open" cases do not have a final cause and manner of death classification; "Acc. Overdoses Closed" cases have a final cause and manner of death classification.

"No fixed address" denotes community members who may be experiencing homelessness.

"Residence" denotes address where decedent lived; "Location of Death" denotes the location where death was declared. For "Residence" and "Location of Death", the 4 most affected neighborhoods are represented, the "Others" category refers to all other zip codes within the City and County of San Francisco and any of out county residences.

"Gender" refers to gender at time of death.

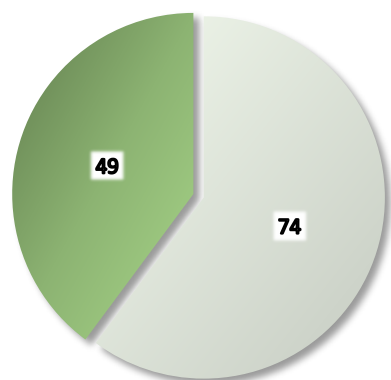
"Total Deaths" denotes Accidental Overdoses where one or more drugs contribute to the cause of death; however, every point for each drug series is inclusive, but not necessarily exclusive, of that drug. "Total deaths" represents all accidental overdoses including ones for drugs not specified above.

PLEASE NOTE THIS DATA IS PRELIMINARY INFORMATION AND SUSCEPTIBLE TO CHANGE



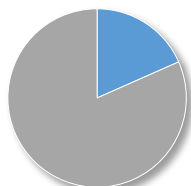
Preliminary Accidental Drug Overdose Data Report  
as of February 16, 2021

# APRIL 2020



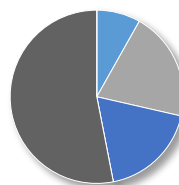
60.16% Other Causes  
0.00% Acc. Overdoses Open  
39.84% Acc. Overdoses Closed

Gender



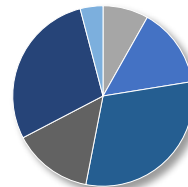
18% Female  
82% Male

Race



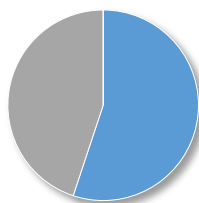
8% Asian  
20% Black  
18% Latinx  
0% Native American  
53% White  
0% Other/Unknown

Age



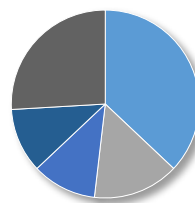
0% <15  
8% 15-24  
31% 25-34  
29% 35-44  
14% 45-54  
4% >=65

Fixed Address



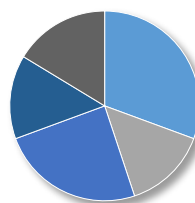
55% Yes (see residence)  
45% No  
0% Unknown

Residence



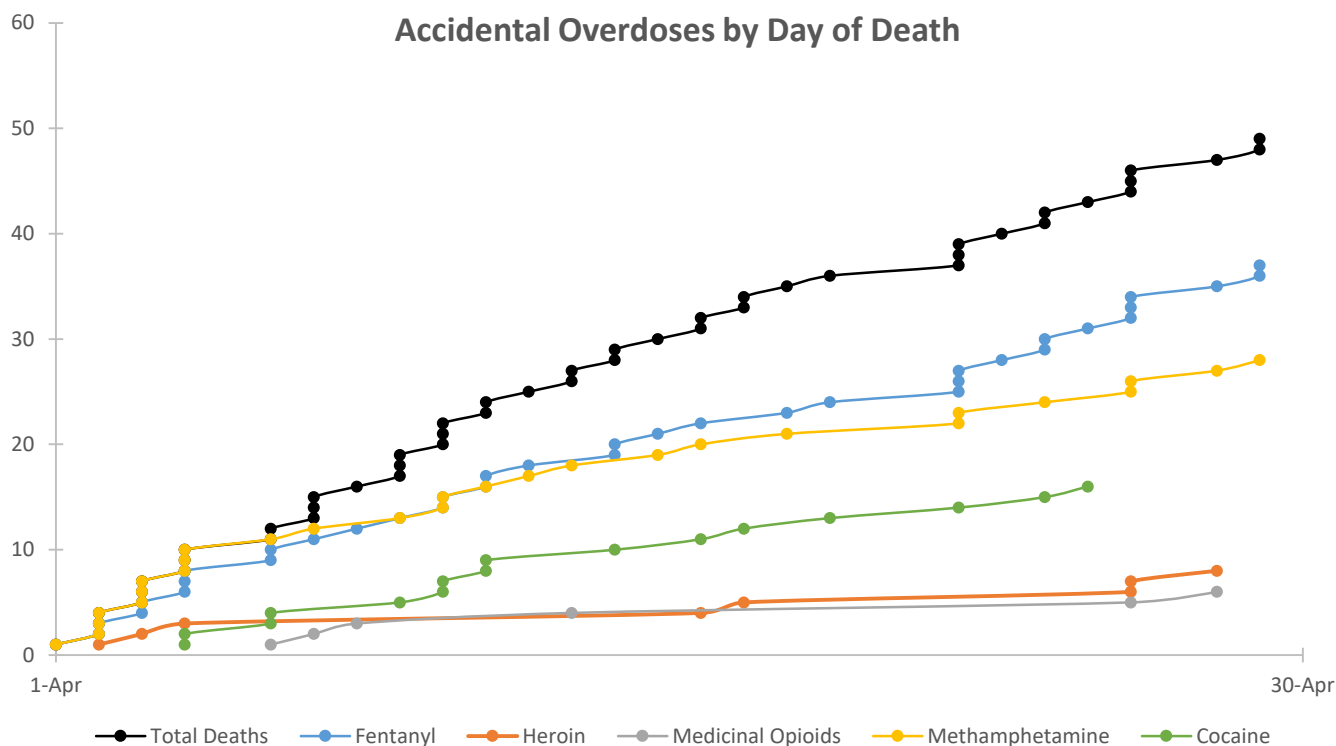
37% Tenderloin (94102)  
15% Nob Hill (94109)  
11% Haight-Ashbury (94117)  
11% Inner Mission (94110)  
26% Others

Location of Death



31% Tenderloin (94102)  
14% SOMA (94103)  
24% Nob Hill (94109)  
14% Inner Mission (94110)  
16% Others

## Accidental Overdoses by Day of Death



"Acc. Overdoses Open" cases do not have a final cause and manner of death classification; "Acc. Overdoses Closed" cases have a final cause and manner of death classification.

"No fixed address" denotes community members who may be experiencing homelessness.

"Residence" denotes address where decedent lived; "Location of Death" denotes the location where death was declared. For "Residence" and "Location of Death", the 4 most affected neighborhoods are represented, the "Others" category refers to all other zip codes within the City and County of San Francisco and any of out county residences.

"Gender" refers to gender at time of death.

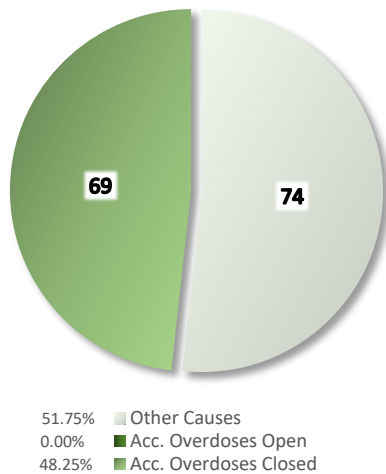
"Total Deaths" denotes Accidental Overdoses where one or more drugs contribute to the cause of death; however, every point for each drug series is inclusive, but not necessarily exclusive, of that drug. "Total deaths" represents all accidental overdoses including ones for drugs not specified above.

**PLEASE NOTE THIS DATA IS PRELIMINARY INFORMATION AND SUSCEPTIBLE TO CHANGE**

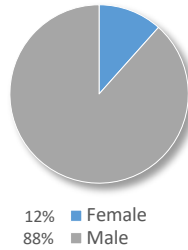


Preliminary Accidental Drug Overdose Data Report  
as of February 16, 2021

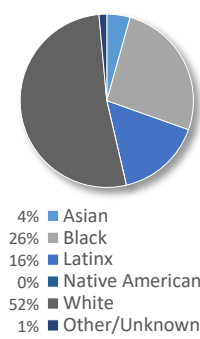
# MAY 2020



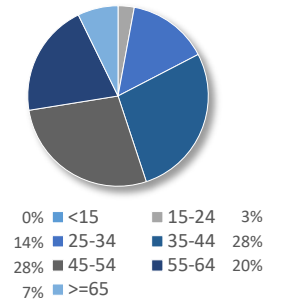
Gender



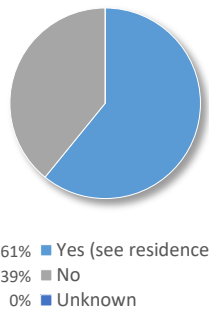
Race



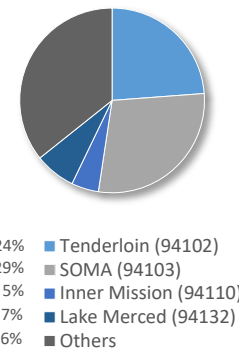
Age



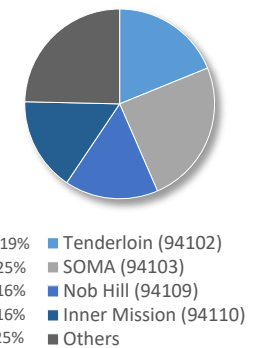
Fixed Address



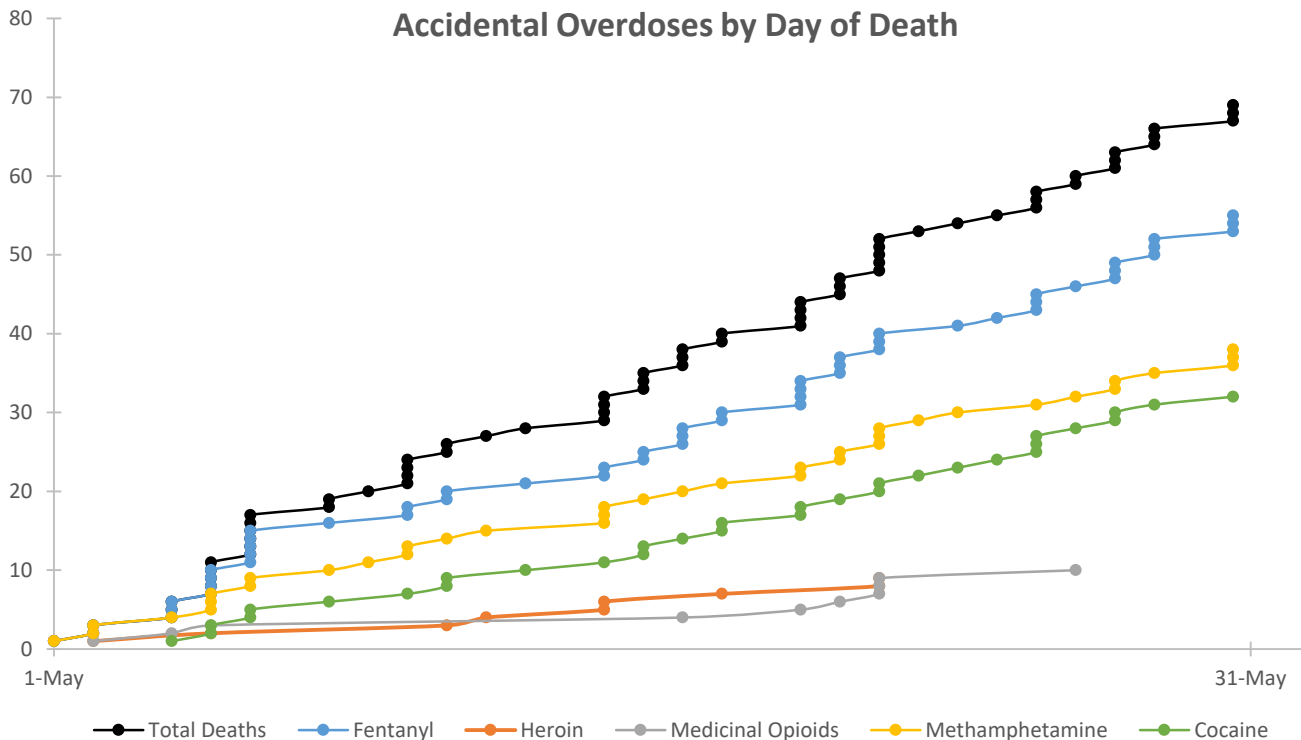
Residence



Location of Death



## Accidental Overdoses by Day of Death



"Acc. Overdoses Open" cases do not have a final cause and manner of death classification; "Acc. Overdoses Closed" cases have a final cause and manner of death classification.

"No fixed address" denotes community members who may be experiencing homelessness.

"Residence" denotes address where decedent lived; "Location of Death" denotes the location where death was declared. For "Residence" and "Location of Death", the 4 most affected neighborhoods are represented, the "Others" category refers to all other zip codes within the City and County of San Francisco and any of out county residences.

"Gender" refers to gender at time of death.

"Total Deaths" denotes Accidental Overdoses where one or more drugs contribute to the cause of death; however, every point for each drug series is inclusive, but not necessarily exclusive, of that drug. "Total deaths" represents all accidental overdoses including ones for drugs not specified above.

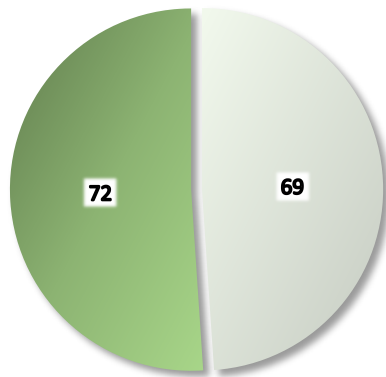
PLEASE NOTE THIS DATA IS PRELIMINARY INFORMATION AND SUSCEPTIBLE TO CHANGE





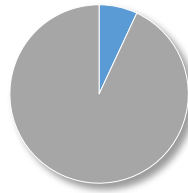
Preliminary Accidental Drug Overdose Data Report  
as of February 16, 2021

# JUNE 2020



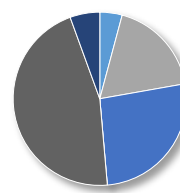
48.94% Other Causes  
0.00% Acc. Overdoses Open  
51.06% Acc. Overdoses Closed

Gender



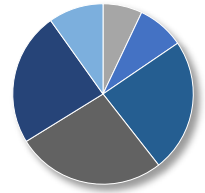
7% Female  
93% Male

Race



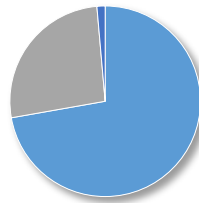
4% Asian  
18% Black  
26% Latinx  
0% Native American  
46% White  
6% Other/Unknown

Age



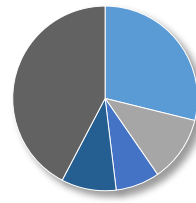
0% <15  
8% 25-34  
26% 45-54  
10% >=65  
7% 15-24  
24% 35-44  
24% 55-64

Fixed Address



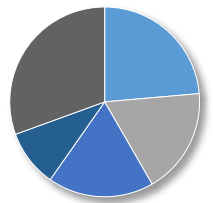
72% Yes (see residence)  
26% No  
1% Unknown

Residence



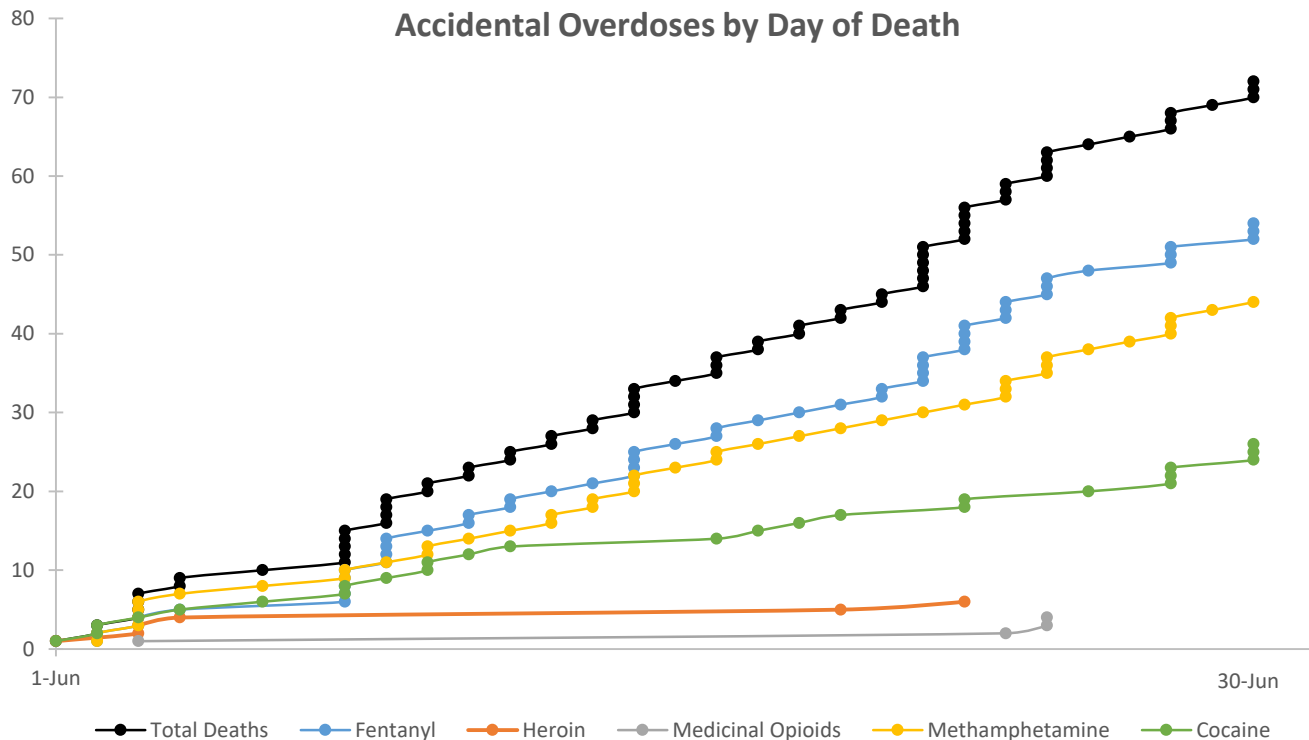
29% Tenderloin (94102)  
12% SOMA (94103)  
8% Chinatown (94108)  
10% Nob Hill (94109)  
42% Others

Location of Death



24% Tenderloin (94102)  
18% SOMA (94103)  
18% Nob Hill (94109)  
10% Inner Mission (94110)  
31% Others

## Accidental Overdoses by Day of Death



"Acc. Overdoses Open" cases do not have a final cause and manner of death classification; "Acc. Overdoses Closed" cases have a final cause and manner of death classification.

"No fixed address" denotes community members who may be experiencing homelessness.

"Residence" denotes address where decedent lived; "Location of Death" denotes the location where death was declared. For "Residence" and "Location of Death", the 4 most affected neighborhoods are represented, the "Others" category refers to all other zip codes within the City and County of San Francisco and any of out county residences.

"Gender" refers to gender at time of death.

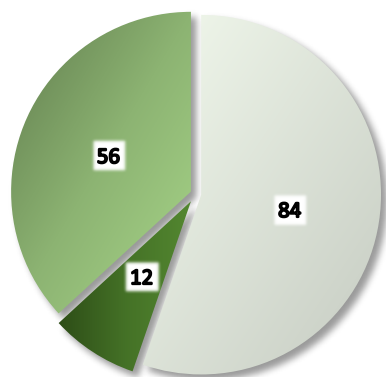
"Total Deaths" denotes Accidental Overdoses where one or more drugs contribute to the cause of death; however, every point for each drug series is inclusive, but not necessarily exclusive, of that drug. "Total deaths" represents all accidental overdoses including ones for drugs not specified above.

PLEASE NOTE THIS DATA IS PRELIMINARY INFORMATION AND SUSCEPTIBLE TO CHANGE



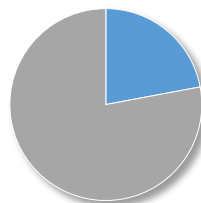
Preliminary Accidental Drug Overdose Data Report  
as of February 16, 2021

# JULY 2020



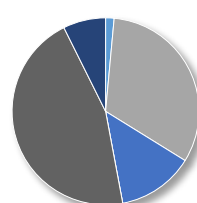
55.26% Other Causes  
7.89% Acc. Overdoses Open  
36.84% Acc. Overdoses Closed

## Gender



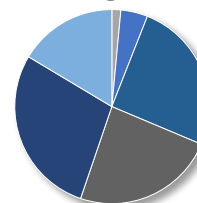
22% Female  
78% Male

## Race



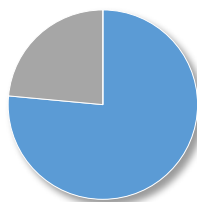
1% Asian  
32% Black  
13% Latinx  
0% Native American  
46% White  
7% Other/Unknown

## Age



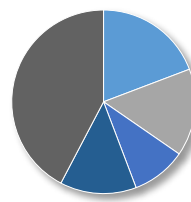
0% <15  
4% 25-34  
24% 45-54  
16% >=65  
1% 15-24  
25% 35-44  
28% 55-64

## Fixed Address



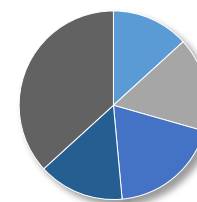
76% Yes (see residence)  
24% No  
0% Unknown

## Residence



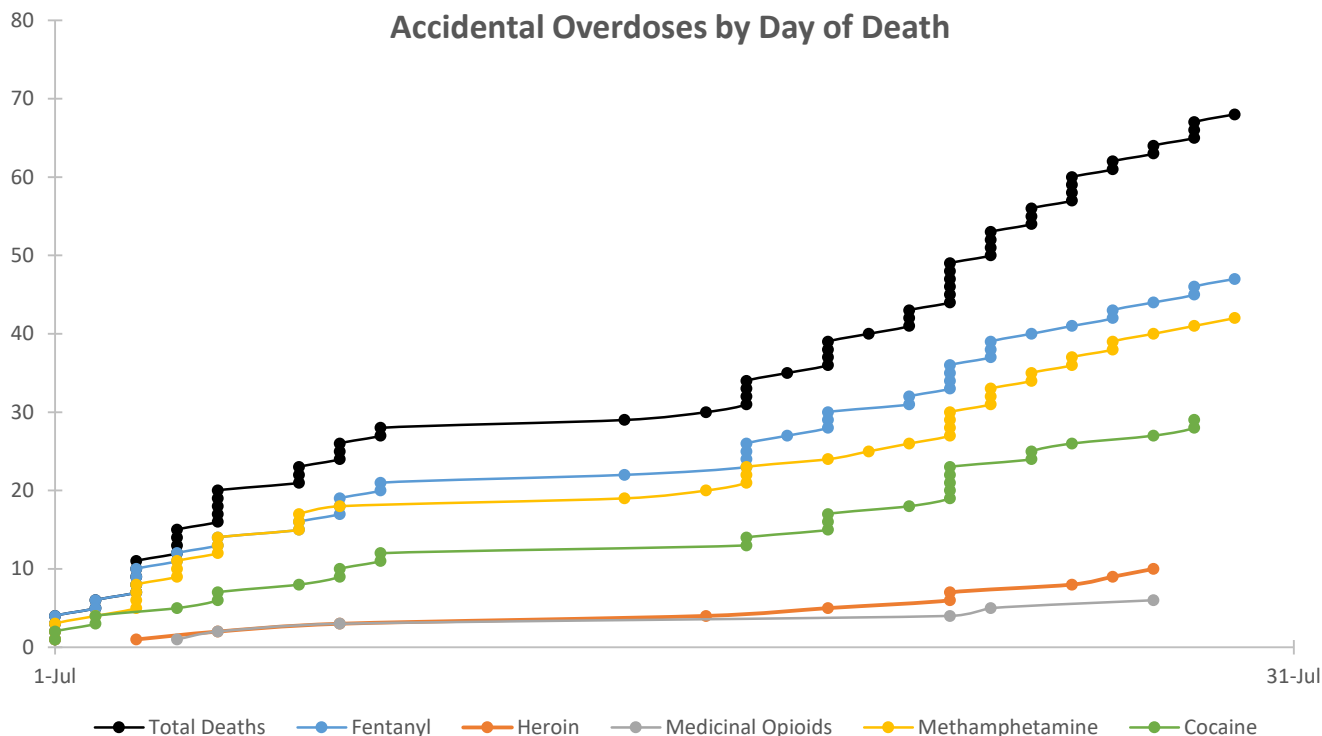
19% Tenderloin (94102)  
15% SOMA (94103)  
10% Inner Mission (94110)  
13% Nob Hill (94109)  
42% Others

## Location of Death



13% Tenderloin (94102)  
16% SOMA (94103)  
19% Nob Hill (94109)  
15% Inner Mission (94110)  
37% Others

## Accidental Overdoses by Day of Death



"Acc. Overdoses Open" cases do not have a final cause and manner of death classification; "Acc. Overdoses Closed" cases have a final cause and manner of death classification.

"No fixed address" denotes community members who may be experiencing homelessness.

"Residence" denotes address where decedent lived; "Location of Death" denotes the location where death was declared. For "Residence" and "Location of Death", the 4 most affected neighborhoods are represented, the "Others" category refers to all other zip codes within the City and County of San Francisco and any of out county residences.

"Gender" refers to gender at time of death.

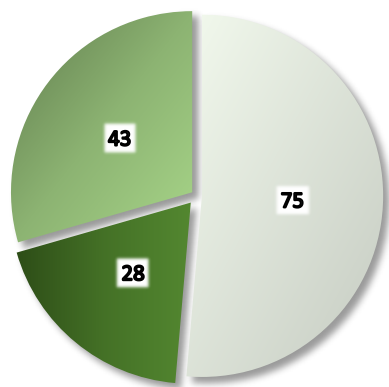
"Total Deaths" denotes Accidental Overdoses where one or more drugs contribute to the cause of death; however, every point for each drug series is inclusive, but not necessarily exclusive, of that drug. "Total deaths" represents all accidental overdoses including ones for drugs not specified above.

PLEASE NOTE THIS DATA IS PRELIMINARY INFORMATION AND SUSCEPTIBLE TO CHANGE

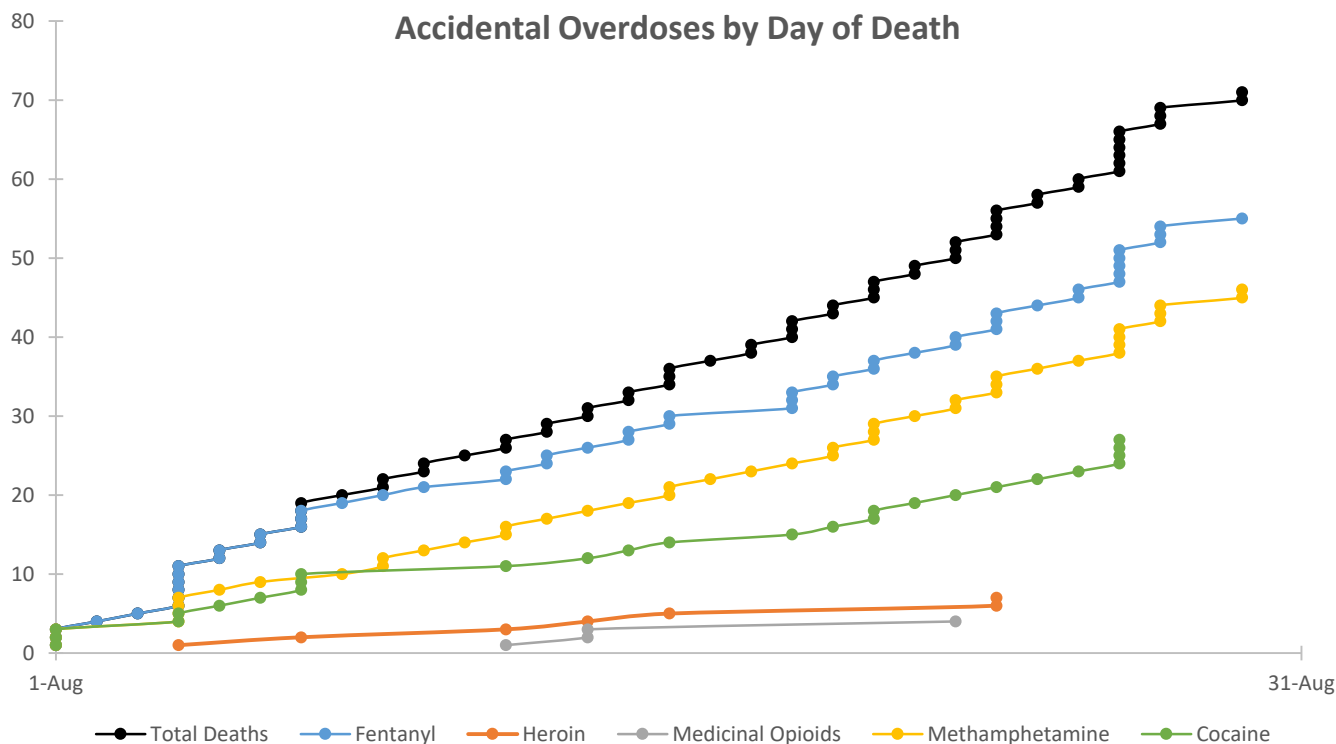
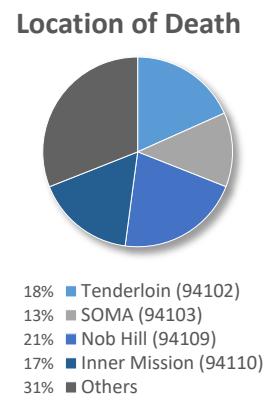
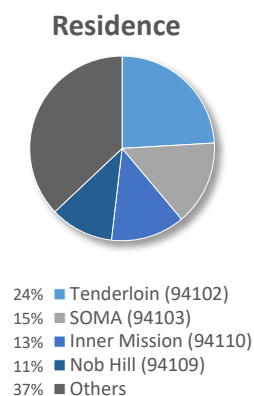
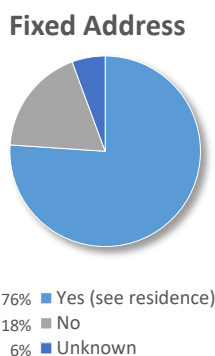
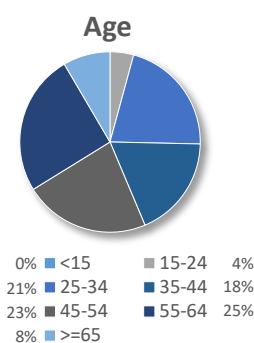
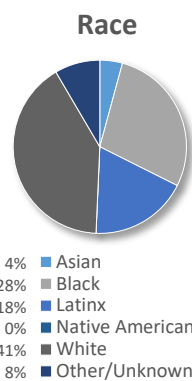
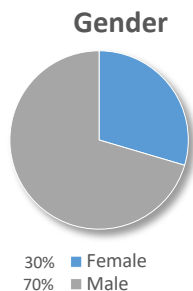


Preliminary Accidental Drug Overdose Data Report  
as of February 16, 2021

# AUGUST 2020



51.37% Other Causes  
19.18% Acc. Overdoses Open  
29.45% Acc. Overdoses Closed



"Acc. Overdoses Open" cases do not have a final cause and manner of death classification; "Acc. Overdoses Closed" cases have a final cause and manner of death classification.

"No fixed address" denotes community members who may be experiencing homelessness.

"Residence" denotes address where decedent lived; "Location of Death" denotes the location where death was declared. For "Residence" and "Location of Death", the 4 most affected neighborhoods are represented, the "Others" category refers to all other zip codes within the City and County of San Francisco and any of out county residences.

"Gender" refers to gender at time of death.

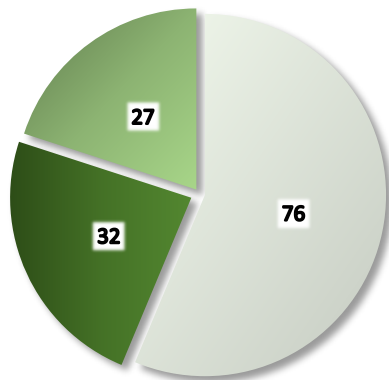
"Total Deaths" denotes Accidental Overdoses where one or more drugs contribute to the cause of death; however, every point for each drug series is inclusive, but not necessarily exclusive, of that drug. "Total deaths" represents all accidental overdoses including ones for drugs not specified above.

**PLEASE NOTE THIS DATA IS PRELIMINARY INFORMATION AND SUSCEPTIBLE TO CHANGE**



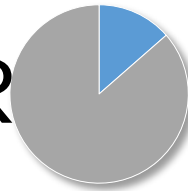
Preliminary Accidental Drug Overdose Data Report  
as of February 16, 2021

# SEPTEMBER 2020



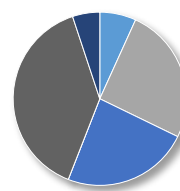
56.30% Other Causes  
23.70% Acc. Overdoses Open  
20.00% Acc. Overdoses Closed

Gender



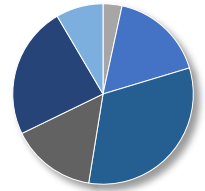
14% Female  
86% Male

Race



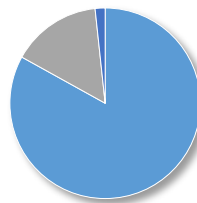
7% Asian  
25% Black  
24% Latinx  
0% Native American  
39% White  
5% Other/Unknown

Age



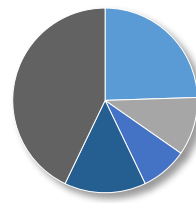
0% <15  
3% 15-24  
32% 25-34  
24% 35-44  
15% 45-54  
8% >=65

Fixed Address



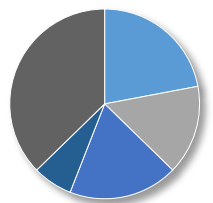
83% Yes (see residence)  
15% No  
2% Unknown

Residence



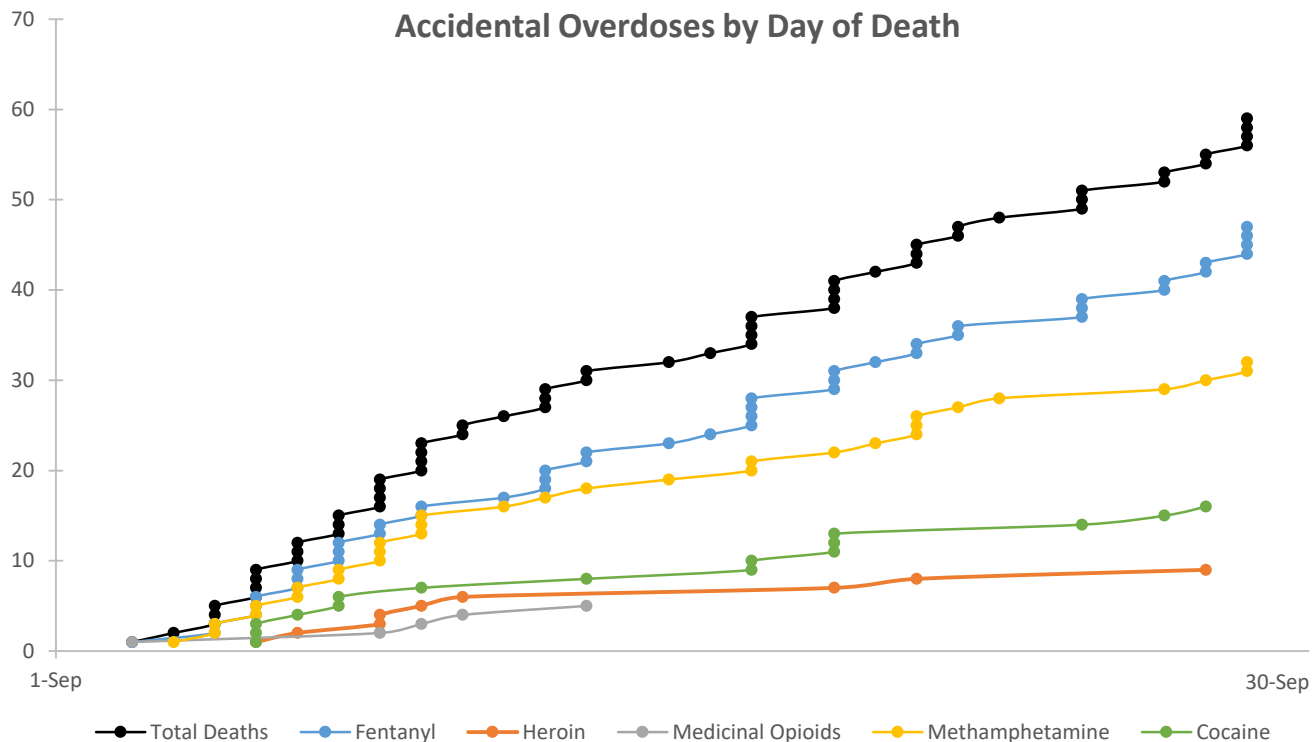
24% Tenderloin (94102)  
10% SOMA (94103)  
8% Inner Mission (94110)  
14% Nob Hill (94109)  
43% Others

Location of Death



22% Tenderloin (94102)  
15% SOMA (94103)  
19% Nob Hill (94109)  
7% Inner Mission (94110)  
37% Others

## Accidental Overdoses by Day of Death



"Acc. Overdoses Open" cases do not have a final cause and manner of death classification; "Acc. Overdoses Closed" cases have a final cause and manner of death classification.

"No fixed address" denotes community members who may be experiencing homelessness.

"Residence" denotes address where decedent lived; "Location of Death" denotes the location where death was declared. For "Residence" and "Location of Death", the 4 most affected neighborhoods are represented, the "Others" category refers to all other zip codes within the City and County of San Francisco and any of out county residences.

"Gender" refers to gender at time of death.

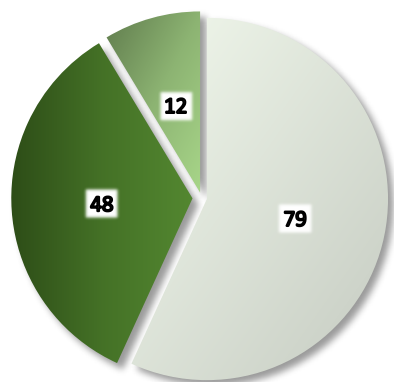
"Total Deaths" denotes Accidental Overdoses where one or more drugs contribute to the cause of death; however, every point for each drug series is inclusive, but not necessarily exclusive, of that drug. "Total deaths" represents all accidental overdoses including ones for drugs not specified above.

PLEASE NOTE THIS DATA IS PRELIMINARY INFORMATION AND SUSCEPTIBLE TO CHANGE

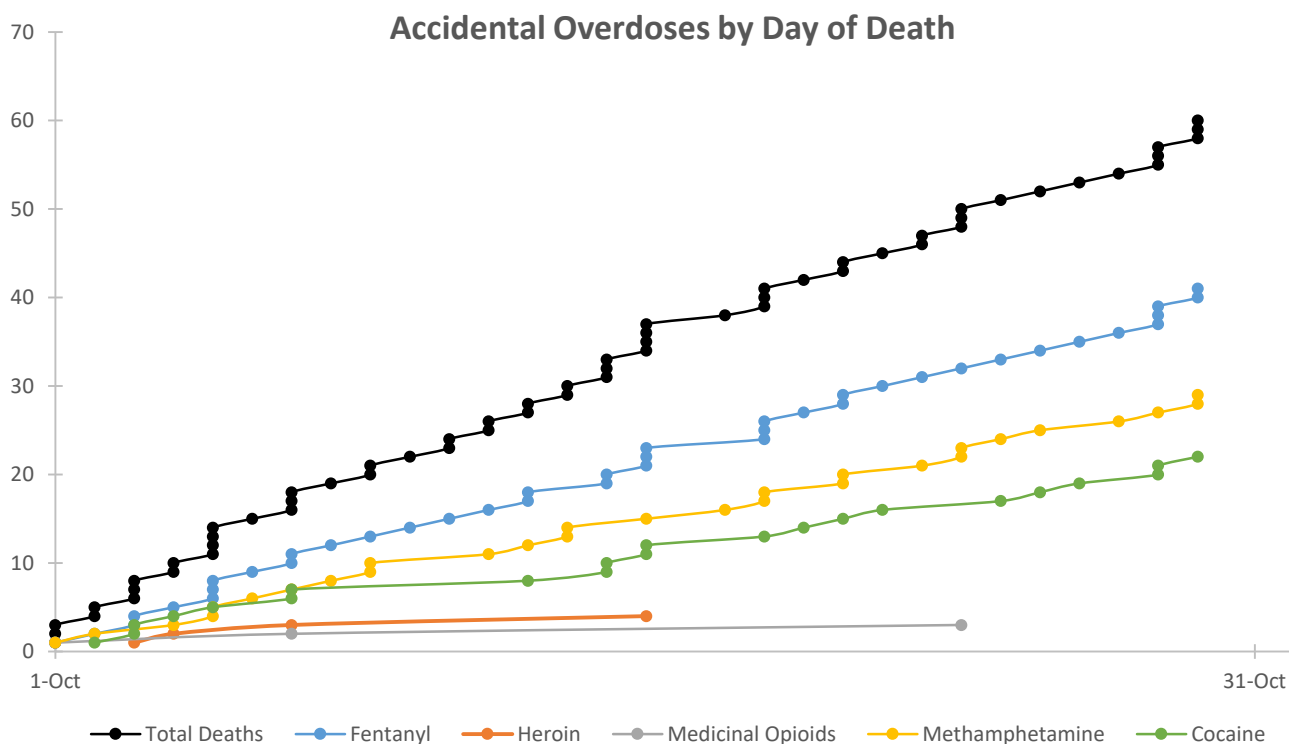
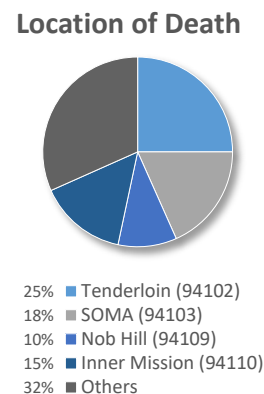
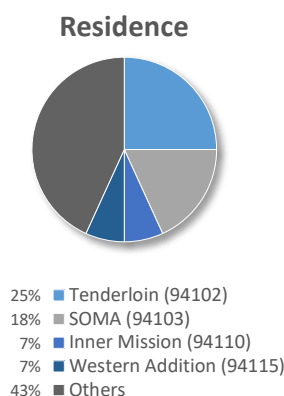
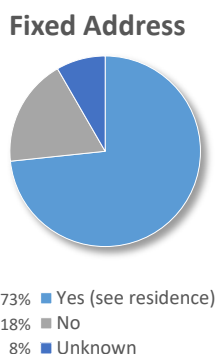
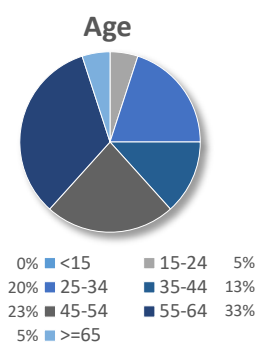
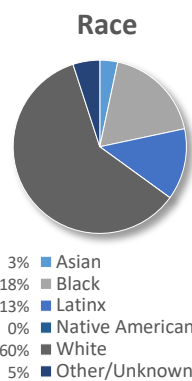
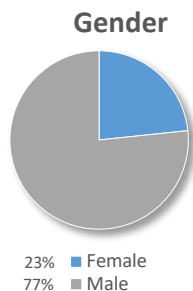


Preliminary Accidental Drug Overdose Data Report  
as of February 16, 2021

# OCTOBER 2020



56.83% Other Causes  
34.53% Acc. Overdoses Open  
8.63% Acc. Overdoses Closed



"Acc. Overdoses Open" cases do not have a final cause and manner of death classification; "Acc. Overdoses Closed" cases have a final cause and manner of death classification.

"No fixed address" denotes community members who may be experiencing homelessness.

"Residence" denotes address where decedent lived; "Location of Death" denotes the location where death was declared. For "Residence" and "Location of Death", the 4 most affected neighborhoods are represented, the "Others" category refers to all other zip codes within the City and County of San Francisco and any of out county residences.

"Gender" refers to gender at time of death.

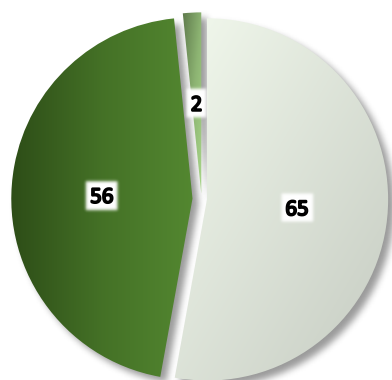
"Total Deaths" denotes Accidental Overdoses where one or more drugs contribute to the cause of death; however, every point for each drug series is inclusive, but not necessarily exclusive, of that drug. "Total deaths" represents all accidental overdoses including ones for drugs not specified above.

**PLEASE NOTE THIS DATA IS PRELIMINARY INFORMATION AND SUSCEPTIBLE TO CHANGE**



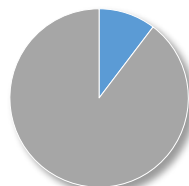
Preliminary Accidental Drug Overdose Data Report  
as of February 16, 2021

# NOVEMBER 2020



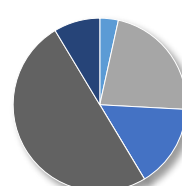
52.85% Other Causes  
45.53% Acc. Overdoses Open  
1.63% Acc. Overdoses Closed

Gender



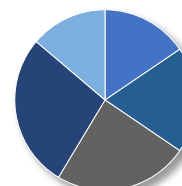
10% Female  
90% Male

Race



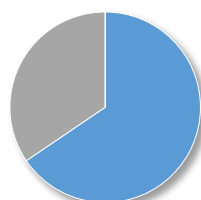
3% Asian  
22% Black  
16% Latinx  
0% Native American  
50% White  
9% Other/Unknown

Age



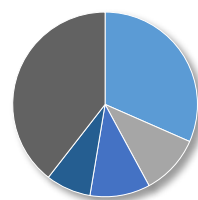
0% <15  
16% 25-34  
24% 45-54  
14% >=65  
0% 15-24  
19% 35-44  
28% 55-64

Fixed Address



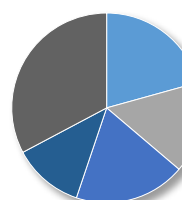
66% Yes (see residence)  
34% No  
0% Unknown

Residence



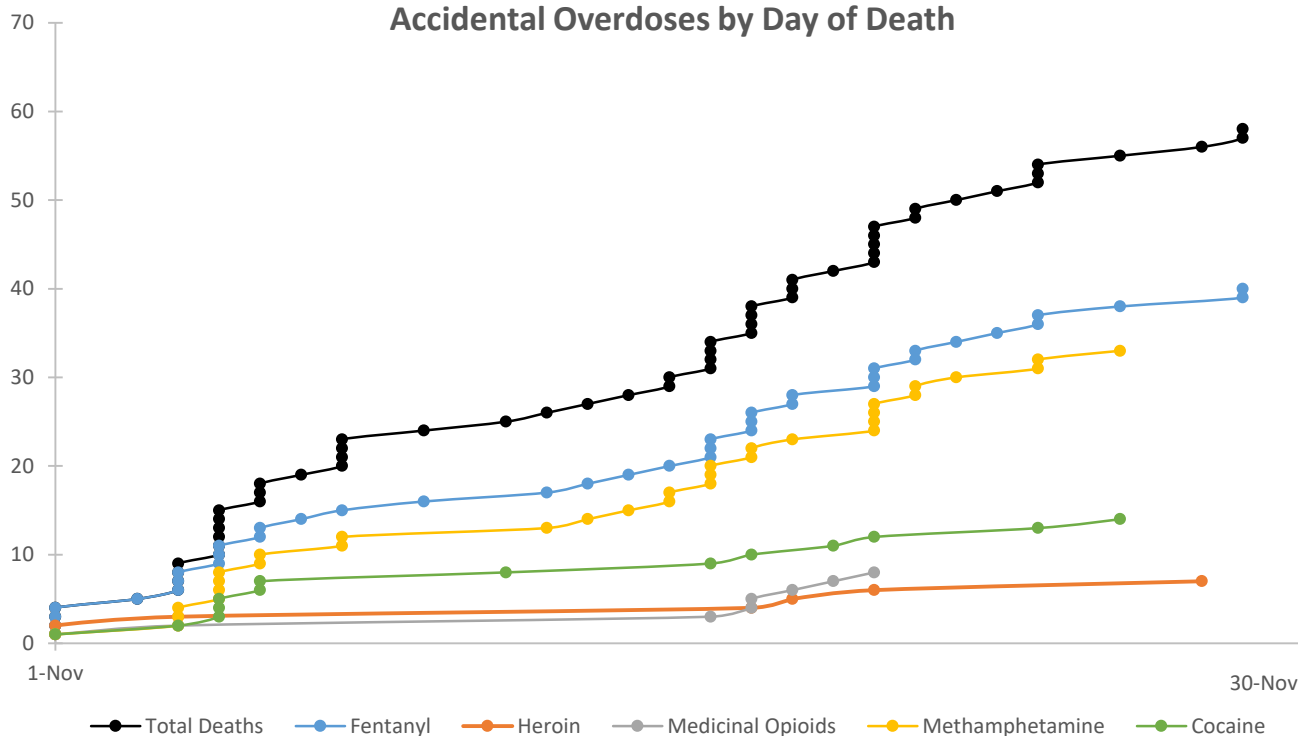
32% Tenderloin (94102)  
11% SOMA (94103)  
11% Nob Hill (94109)  
8% North Beach (94133)  
39% Others

Location of Death



21% Tenderloin (94102)  
16% SOMA (94103)  
19% Nob Hill (94109)  
12% Inner Mission (94110)  
33% Others

Accidental Overdoses by Day of Death



"Acc. Overdoses Open" cases do not have a final cause and manner of death classification; "Acc. Overdoses Closed" cases have a final cause and manner of death classification.

"No fixed address" denotes community members who may be experiencing homelessness.

"Residence" denotes address where decedent lived; "Location of Death" denotes the location where death was declared. For "Residence" and "Location of Death", the 4 most affected neighborhoods are represented, the "Others" category refers to all other zip codes within the City and County of San Francisco and any of out county residences.

"Gender" refers to gender at time of death.

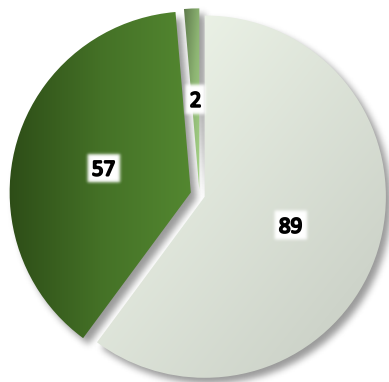
"Total Deaths" denotes Accidental Overdoses where one or more drugs contribute to the cause of death; however, every point for each drug series is inclusive, but not necessarily exclusive, of that drug. "Total deaths" represents all accidental overdoses including ones for drugs not specified above.

PLEASE NOTE THIS DATA IS PRELIMINARY INFORMATION AND SUSCEPTIBLE TO CHANGE



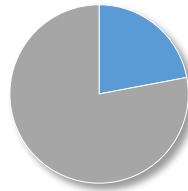
Preliminary Accidental Drug Overdose Data Report  
as of February 16, 2021

# DECEMBER 2020



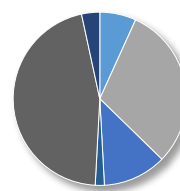
60.14% Other Causes  
38.51% Acc. Overdoses Open  
1.35% Acc. Overdoses Closed

Gender



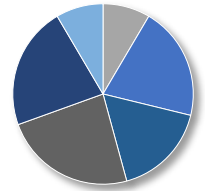
22% Female  
78% Male

Race



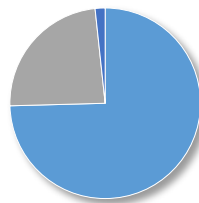
7% Asian  
31% Black  
12% Latinx  
2% Native American  
46% White  
3% Other/Unknown

Age



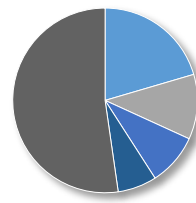
0% <15  
20% 25-34  
24% 45-54  
8% >=65  
15-24 8%  
35-44 17%  
55-64 22%

Fixed Address



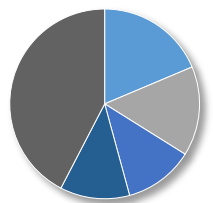
75% Yes (see residence)  
24% No  
2% Unknown

Residence



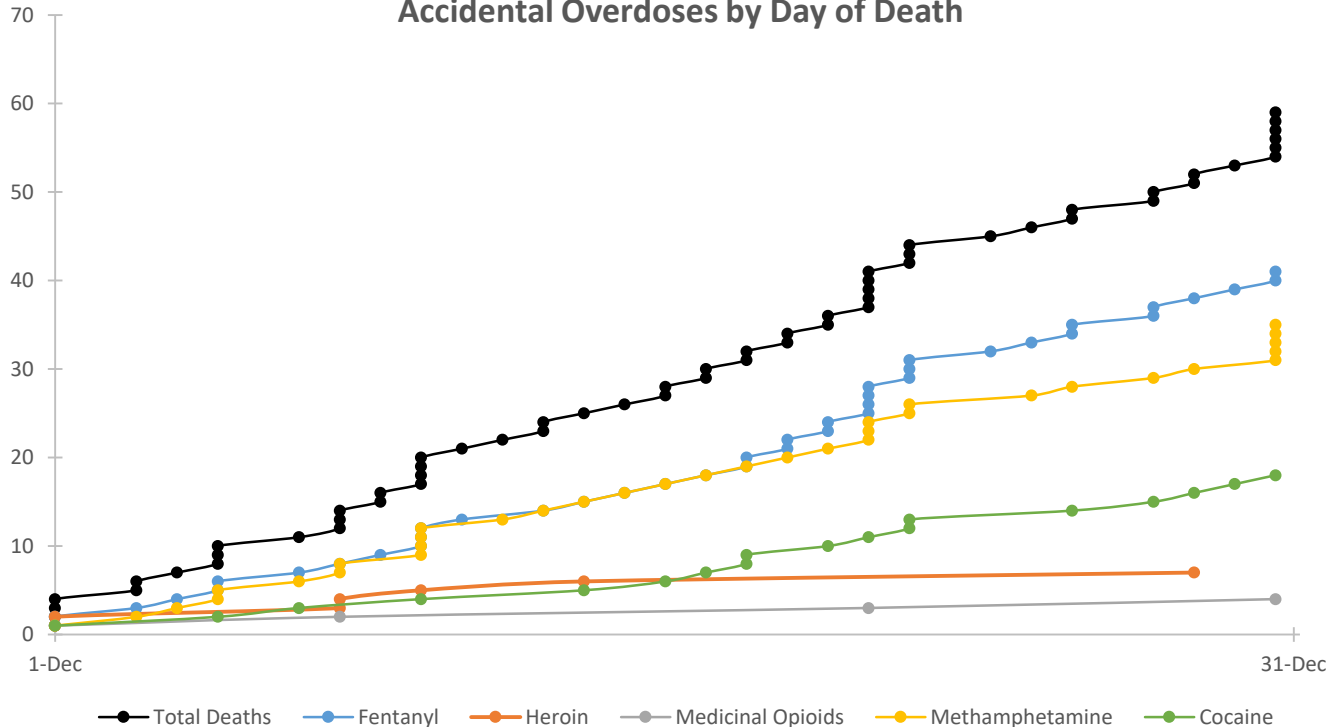
20% Tenderloin (94102)  
11% SOMA (94103)  
9% Inner Mission (94110)  
7% Sunset (94122)  
52% Others

Location of Death



19% Tenderloin (94102)  
15% SOMA (94103)  
12% Nob Hill (94109)  
12% Inner Mission (94110)  
42% Others

Accidental Overdoses by Day of Death



"Acc. Overdoses Open" cases do not have a final cause and manner of death classification; "Acc. Overdoses Closed" cases have a final cause and manner of death classification.

"No fixed address" denotes community members who may be experiencing homelessness.

"Residence" denotes address where decedent lived; "Location of Death" denotes the location where death was declared. For "Residence" and "Location of Death", the 4 most affected neighborhoods are represented, the "Others" category refers to all other zip codes within the City and County of San Francisco and any of out county residences.

"Gender" refers to gender at time of death.

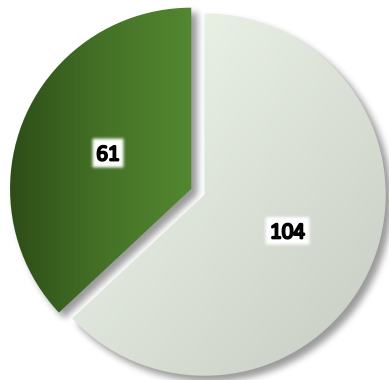
"Total Deaths" denotes Accidental Overdoses where one or more drugs contribute to the cause of death; however, every point for each drug series is inclusive, but not necessarily exclusive, of that drug. "Total deaths" represents all accidental overdoses including ones for drugs not specified above.

PLEASE NOTE THIS DATA IS PRELIMINARY INFORMATION AND SUSCEPTIBLE TO CHANGE



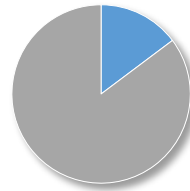
Preliminary Accidental Drug Overdose Data Report  
as of February 16, 2021

# JANUARY 2021



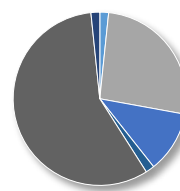
63.03% Other Causes  
36.97% Acc. Overdoses Open  
0.00% Acc. Overdoses Closed

Gender



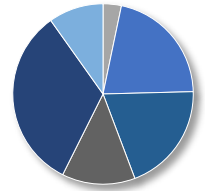
15% Female  
85% Male

Race



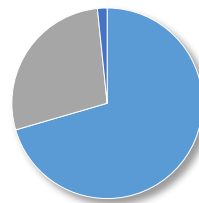
2% Asian  
26% Black  
11% Latinx  
2% Native American  
57% White  
2% Other/Unknown

Age



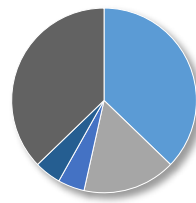
0% <15  
21% 25-34  
13% 45-54  
10% >=65  
15-24 3%  
35-44 20%  
55-64 33%

Fixed Address



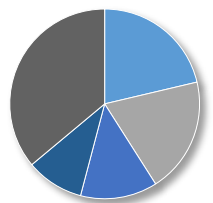
70% Yes (see residence)  
28% No  
2% Unknown

Residence



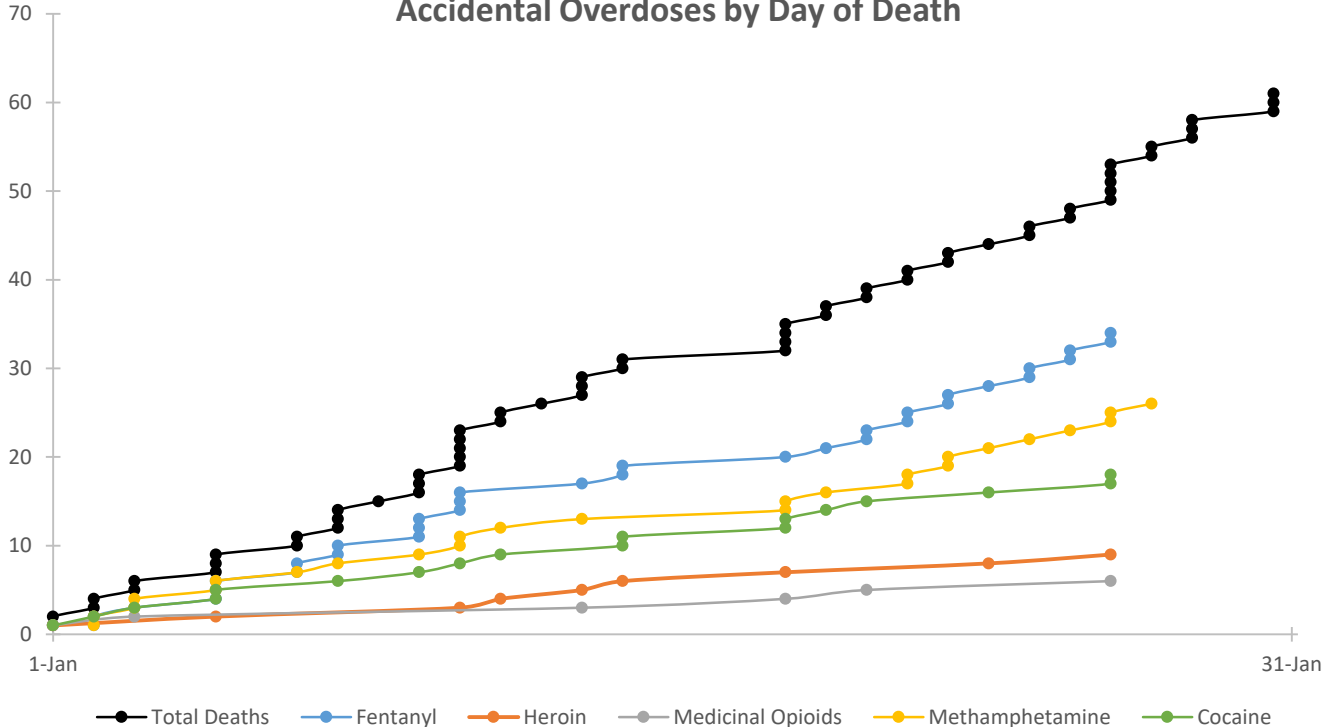
37% Tenderloin (94102)  
16% SOMA (94103)  
5% Inner Mission (94110)  
5% Castro/Noe Valley (94114)  
37% Others

Location of Death



21% Tenderloin (94102)  
20% SOMA (94103)  
13% Nob Hill (94109)  
10% Inner Mission (94110)  
36% Others

## Accidental Overdoses by Day of Death



"Acc. Overdoses Open" cases do not have a final cause and manner of death classification; "Acc. Overdoses Closed" cases have a final cause and manner of death classification.

"No fixed address" denotes community members who may be experiencing homelessness.

"Residence" denotes address where decedent lived; "Location of Death" denotes the location where death was declared. For "Residence" and "Location of Death", the 4 most affected neighborhoods are represented, the "Others" category refers to all other zip codes within the City and County of San Francisco and any of out county residences.

"Gender" refers to gender at time of death.

"Total Deaths" denotes Accidental Overdoses where one or more drugs contribute to the cause of death; however, every point for each drug series is inclusive, but not necessarily exclusive, of that drug. "Total deaths" represents all accidental overdoses including ones for drugs not specified above.

**PLEASE NOTE THIS DATA IS PRELIMINARY INFORMATION AND SUSCEPTIBLE TO CHANGE**



**From:** [Board of Supervisors, \(BOS\)](#)  
**To:** [BOS-Supervisors](#); [BOS-Legislative Aides](#); [BOS-Administrative Aides](#)  
**Cc:** [Calvillo, Angela \(BOS\)](#); [Somera, Alisa \(BOS\)](#); [Ng, Wilson \(BOS\)](#)  
**Subject:** FW: Police Commission Resolution 21-14 Covid-19 Vaccines for SFPD Members  
**Date:** Thursday, February 11, 2021 4:48:00 PM  
**Attachments:** [res 21-14 Covid 19 vaccines for SFPD members.pdf](#)

---

**From:** SFPD, Commission (POL) <SFPD.Commission@sfgov.org>  
**Sent:** Thursday, February 11, 2021 12:29 PM  
**To:** Breed, Mayor London (MYR) <mayorlondonbreed@sfgov.org>; Colfax, Grant (DPH) <grant.colfax@sfdph.org>  
**Cc:** Youngblood, Stacy (POL) <Stacy.A.Youngblood@sfgov.org>; Reynolds, Sondra (POL) <sondra.reynolds@sfgov.org>; Scott, William (POL) <william.scott@sfgov.org>; Board of Supervisors, (BOS) <board.of.supervisors@sfgov.org>; Varisto, Michaela (DPH) <michaela.varisto@sfdph.org>; Tony@sfpoa.org; Lohaus, Phillip (POL) <phillip.lohaus@sfgov.org>  
**Subject:** Police Commission Resolution 21-14 Covid-19 Vaccines for SFPD Members

Honorable Mayor Breed and Doctor Colfax,

Please see attached Police Commission Resolution 21-14 urging the prompt development and implementation of a distribution plan for COVID-19 vaccines to SFPD members.

Thank you,  
Risa Tom

San Francisco Police Commission  
1245 Third Street, 6th Floor  
San Francisco, CA 94158  
(415) 837-7070

CONFIDENTIALITY NOTICE: This communication and its contents may contain confidential and/or legally privileged information. It is solely for the use of the intended recipient(s). Unauthorized interception, review, use or disclosure is prohibited and may violate applicable laws, including the Electronic Communications Privacy Act. If you are not the intended recipient, please contact the sender and destroy all copies of the communication.



# The Police Commission

---

## CITY AND COUNTY OF SAN FRANCISCO

February 11, 2021

Honorable Mayor London Breed  
City Hall, Room 200  
#1 Dr. Carlton B. Goodlett Place  
San Francisco, CA 94102

Dr. Grant Colfax, M.D.  
Director of Health  
San Francisco Department of Public Health  
101 Grove Street  
San Francisco, CA 94102

MALIA COHEN  
President

CINDY ELIAS  
Vice President

PETRA DeJESUS  
Commissioner

JOHN HAMASAKI  
Commissioner

DION-JAY BROOKTER  
Commissioner

---

Sergeant Stacy Youngblood  
Secretary

Dear Honorable Mayor Breed and Doctor Colfax:

At the meeting of the Police Commission on Wednesday, February 10, 2021, the following resolution was adopted:

### **RESOLUTION 21-14**

#### **RESOLUTION URGING THE PROMPT DEVELOPMENT AND IMPLEMENTATION OF A DISTRIBUTION PLAN FOR COVID-19 VACCINES TO SFPD MEMBERS**

---

WHEREAS the novel coronavirus known as COVID-19 has infected nearly 25 million Americans, caused the death of over 400,000, and disrupted society in numerous ways,

WHEREAS COVID-19 has disproportionately affected certain populations, including essential workers, many of whom must risk exposure to the virus to maintain their livelihoods and provide communities with critical functionality,

WHEREAS in the course of their duties, law enforcement officers encounter many situations where they cannot avoid exposure to individuals who are COVID-19 positive,

WHEREAS 148 SFPD officers have tested positive for the virus, two have been hospitalized, and 192 have filed COVID-19 Workers' Compensation claims, representing a human and financial cost that vaccination would mitigate,

WHEREAS the City and County of San Francisco has begun providing vaccinations for COVID-19 to at-risk groups in accordance with "Phase 1a" as defined by state guidelines,

WHEREAS the State of California has excluded police officers from the definition of “first responders,” which may have given them earlier access to the vaccine,

WHEREAS the State of California has rather defined police officers as “emergency services” workers who, if they are at risk of exposure to the virus at work, may receive the vaccine in accordance with the next phase of the rollout, known as “Phase 1b,”

WHEREAS the State of California recently reorganized its vaccine distribution guidance to prioritize age over occupation, creating further questions about when law enforcement officers will be eligible to receive the vaccine,

WHEREAS the San Francisco Department of Public Health has yet to provide a specific plan or timetable for the distribution of vaccines to sworn members of the San Francisco Police Department,

WHEREAS more than half of SFPD patrol officers report having had exposure to COVID-19-positive members of the public over the past year while performing their duties, which has put them at risk of contracting the virus and further spreading it within the communities they serve and to their families,

WHEREAS COVID-19 was the leading cause of death for American law enforcement officers in 2020, now, therefore be it

RESOLVED, the San Francisco Police Commission urges the San Francisco Department of Public Health to immediately devise and communicate a detailed vaccination plan for sworn members of the San Francisco Police Department,

FURTHER RESOLVED, that limitations in vaccine availability should not preclude the development or communication of a distribution plan,

FURTHER RESOLVED, that the plan should take into account officer exposure rates, including an analysis of police districts disproportionately affected by COVID-19,

FURTHER RESOLVED, that the plan should also provide details regarding the eventual vaccination of all members of SFPD,

FURTHER RESOLVED, that DPH should work with, but not rely exclusively upon, private distributors, as not all SFPD members reside in San Francisco,

FURTHER RESOLVED, that the City should prioritize the vaccination of emergency service workers regardless of whether the State moves from an occupation-based distribution system to one based solely on age,

FURTHER RESOLVED, that DPH should provide specific target dates by which all at-risk sworn members of the San Francisco Police Department will have had access to the vaccine, and by which all remaining member of the San Francisco Police Department will have had access to the vaccine.

AYES: Commissioners Cohen, Elias, DeJesus, Brookter, Hamasaki

Very truly yours,



Sergeant Stacy Youngblood  
Secretary  
San Francisco Police Commission

1211/rct

cc: Honorable Board of Supervisors  
Chief William Scott

**From:** [Mchugh, Eileen \(BOS\)](#)  
**To:** [BOS-Supervisors](#); [BOS-Legislative Aides](#); [BOS-Administrative Aides](#)  
**Cc:** [Calvillo, Angela \(BOS\)](#); [Somera, Alisa \(BOS\)](#); [Hickey, Jacqueline \(BOS\)](#); [BOS Legislation, \(BOS\)](#)  
**Subject:** FW: re: BOS File No. 210122  
**Date:** Monday, February 8, 2021 3:46:53 PM  
**Attachments:** [201420 - SBC Response.pdf](#)

---

Hello,

Please see the attached communication from the Small Business Commission regarding Item No. 210122 which is Item No. 23 on tomorrow's agenda.

File No. 210122 - Urging the Establishment of a Special Advisory Committee on Federal Stimulus Spending for Small Business

Thank you,

Eileen McHugh  
Executive Assistant  
Board of Supervisors  
1 Dr. Carlton B. Goodlett Place, City Hall, Room 244  
San Francisco, CA 94102-4689  
Phone: (415) 554-7703 | Fax: (415) 554-5163  
[eileen.e.mchugh@sfgov.org](mailto:eileen.e.mchugh@sfgov.org) | [www.sfbos.org](http://www.sfbos.org)

---

**From:** Donovan, Dominica (ECN) <[dominica.donovan@sfgov.org](mailto:dominica.donovan@sfgov.org)>  
**Sent:** Monday, February 8, 2021 1:35 PM  
**Cc:** Dick-Endrizzi, Regina (ECN) <[regina.dick-endrizzi@sfgov.org](mailto:regina.dick-endrizzi@sfgov.org)>  
**Subject:** re: BOS File No. 210122

Hi everyone,

Reaching out on behalf of Director Dick-Endrizzi and including the Commission's response to BOS File No. 210422 - Urging the Establishment of a Special Advisory Committee on Federal Stimulus Spending for Small Business.

This matter is agendized for tomorrow's BOS hearing under BOS File No. 210122 and the Director wanted to be sure that you had the Commission's response to the original file number for your reference.

Thanks,

**Dominica Donovan**  
Senior Policy Analyst  
Small Business Commission Secretary

Pronouns: She, Her, Hers

Office of Small Business  
City and County of San Francisco  
City Hall, Room 140  
Direct: (415) 554-6489 | Office: (415) 554-6134

[website](#) | [business portal](#) | [facebook](#) | [twitter](#)

*I am working from home due to the **COVID-19 Stay Safer At Home Order**.*

*For more information regarding support for small businesses and workers please visit: <https://oewd.org/covid-19>*



CITY AND COUNTY OF SAN FRANCISCO  
LONDON BREED, MAYOR

OFFICE OF SMALL BUSINESS  
REGINA DICK-ENDRIZZI, DIRECTOR

January 14, 2021

Ms. Angela Calvillo, Clerk of the Board  
City Hall Room 244  
1 Dr. Carlton B. Goodlett Place  
San Francisco, CA 94102-4689

RE: BOS File No. 201420 – Urging the Establishment of a Special Advisory Committee on Federal Stimulus Spending for Small Business

Small Business Commission Recommendation to the Board of Supervisors: **Support with amendment.**

Dear Ms. Calvillo,

On January 11, 2021 the Small Business Commission (SBC or Commission) received a presentation on BOS File No. 201420 – Urging the Establishment of a Special Advisory Committee on Federal Stimulus Spending for Small Business, from Honey Mahogany, Legislative Aide to Supervisor Matt Haney. She highlighted that this resolution was born from recommendations made by the Economic Recovery Task Force and that there is an evidenced need to strategically and transparently plan for the disbursement of federal funds for small business.

The Commission noted that there may not be sufficient time to submit a proposed Citywide Federal Stimulus Spending Plan for Small Businesses to the Board of Supervisors by February 2, 2021. Ms. Mahogany noted that the sponsor's office would be amenable to an extension of that date.

The SBC voted (7-0) to recommend that the Board of Supervisors support the resolution with an amendment to extend the February 2, 2021 date to allow for sufficient time to develop a Citywide Federal Stimulus Spending Plan for Small Businesses to the Board of Supervisors.

Thank you for considering the Commission's recommendation. Please feel free to contact me should you have any questions.

Sincerely,



Regina Dick-Endrizzi  
Director, Office of Small Business

cc: Matt Haney, Member, Board of Supervisors  
Sophia Kittler, Mayor's Liaison to the Board of Supervisors  
Joaquin Torres, Director, Office of Economic and Workforce Development  
Victor Young, Clerk, Rules Committee



**From:** [Board of Supervisors, \(BOS\)](#)  
**To:** [BOS-Supervisors](#); [BOS-Legislative Aides](#); [BOS-Administrative Aides](#)  
**Cc:** [Calvillo, Angela \(BOS\)](#); [Somera, Alisa \(BOS\)](#); [Hickey, Jacqueline \(BOS\)](#)  
**Subject:** FW: SBC Resolution: Urging Customer Service Oriented Practices at the Department of Public Works  
**Date:** Thursday, February 11, 2021 4:42:00 PM  
**Attachments:** [SBC RESO 2021-002- DPW and Small Business.pdf](#)

---

---

**From:** Donovan, Dominica (ECN) <dominica.donovan@sfgov.org>  
**Sent:** Wednesday, February 10, 2021 10:34 AM  
**To:** Calvillo, Angela (BOS) <angela.calvillo@sfgov.org>  
**Cc:** BOS-Legislative Aides <bos-legislative\_aides@sfgov.org>; BOS-Supervisors <bos-supervisors@sfgov.org>; Dick-Endrizzi, Regina (ECN) <regina.dick-endrizzi@sfgov.org>  
**Subject:** SBC Resolution: Urging Customer Service Oriented Practices at the Department of Public Works

Madam Clerk,

At Monday night's meeting the Small Business Commission also contemplated and passed a resolution urging the Department of Public Works to adopt more customer service oriented practices at the Department of Public Works to support small businesses.

Please find it attached.

All the best,

**Dominica Donovan**

Senior Policy Analyst  
Small Business Commission Secretary  
Pronouns: She, Her, Hers

Office of Small Business  
City and County of San Francisco  
City Hall, Room 140  
Direct: (415) 554-6489 | Office: (415) 554-6134

[website](#) | [business portal](#) | [facebook](#) | [twitter](#)

*I am working from home due to the **COVID-19 Stay Safer At Home Order**.*

*For more information regarding support for small businesses and workers please visit: <https://oewd.org/covid-19>*

---

SHARKY LAGUANA, PRESIDENT  
MIRIAM ZOUZOUNIS, VICE PRESIDENT  
STEPHEN ADAMS, COMMISSIONER  
LAWANDA DICKERSON, COMMISSIONER  
KATHLEEN DOOLEY, COMMISSIONER  
CYNTHIA HUIE, COMMISSIONER  
WILLIAM ORTIZ-CARTAGENA, COMMISSIONER

**February 8, 2021**

**Resolution No. 002-2020-SBC**

**Urging Customer Service Oriented Practices at the Department of Public Works**

**Resolution**

WHEREAS, the Small Business Commission's mandate was established by the voters in 2003 and specifically authorizes the Small Business Commission to set policies for the City regarding small businesses, consistent with any overall objectives established by the Mayor and the Board of Supervisors through the adoption of legislation, in order to promote the economic health of the small business community in San Francisco, its employees, and its customers; and,

WHEREAS, the global pandemic, ignited by COVID-19, has led to an economic crisis of an unprecedented magnitude; and,

WHEREAS, the City of San Francisco and the State of California are under a State of Emergency requiring a shelter in place that has severely impaired small businesses; and,

WHEREAS, San Francisco's small businesses have been hit as hard, if not the hardest, as small businesses of any major US metro area<sup>1</sup>; and

---

<sup>1</sup> <https://www.brookings.edu/interactives/metro-recovery-index/>

WHEREAS, long-term closure orders during the local health emergency have left small businesses more vulnerable to vandalism, burglaries, accumulated litter, and other conditions outside of their immediate control; and,

WHEREAS, burglaries are up 50% compared to one year ago, and close to 600 reports have been made in 2021 alone<sup>2</sup>; and,

WHEREAS, the Department of Public Works is charged with issuing notices to repair and/or improve certain conditions of a business location to business and property owners within 15 days or be liable for costs incurred to the City, up to \$400, and/or administrative fines up to \$1,000; and,

WHEREAS, the specific notice form utilized by the Department of Public Works emphasizes that fines must be paid within 15 days from the date of the notice; and

WHEREAS, the specific notice form utilized by the Department of Public Works does not include how the recipient may receive translation services if they are a non-native English speaker, thusly leaving non-native English-speaking recipients more vulnerable to receiving a fine; and,

WHEREAS, small businesses in particular, do not have the capital available to abate graffiti tags, broken windows, and other such conditions due to circumstances beyond their control related to the local emergency; and,

WHEREAS, the Department of Public Works had waived certain fees related to graffiti for property owners and small businesses at the beginning of the local emergency but, implemented them again as businesses re-opened and complaints about graffiti tags increased<sup>3</sup>; and,

WHEREAS, the Economic Recovery Task Force recommended that the City explore policies and investments that encourage economic development and activity in San Francisco; and

WHEREAS, the Economic Recovery Task Force recommended that the City create flexibility for businesses to operate and consider reducing or eliminating regulatory burdens; therefore, so be it

RESOLVED, that the Notice of Violation and Abatement Order form utilized by the Department of Public Works be updated to include more customer friendly language that emphasizes compliance and include information regarding language services; and therefore be it,

---

<sup>2</sup> <https://www.sfchronicle.com/bayarea/heatherknight/article/S-F-small-business-owner-barely-hangs-on-with-15903500.php>

<sup>3</sup> *Ibid.*

RESOLVED, that the Notice of Violation and Abatement Order form utilized by the Department of Public Works be updated to include resources that may be available to the small business that would assist with compliance; and be it

RESOLVED, that the Department of Public Works be urged to work with the Office of Economic and Workforce Development and the Office of Small Business to collect and better understand what those resources are; and be it,

RESOLVED, that the Notice of Violation and Abatement Order form utilized by the Department of Public Works be updated to include a notice regarding the local emergency and resources to help assist businesses during this time; and be it,

RESOLVED, that for the duration of the local emergency, a moratorium be placed on the issuance of fees and fines related to the abatement of certain conditions outlined in the Notice of Violation and Abatement Order.

I hereby certify that the Small Business Commission ADOPTED the foregoing Resolution on February 8, 2021.



Regina Dick-Endrizzi  
Director, Office of Small Business

Ayes – Adams, Dickerson, Dooley, Huie, Laguana, Ortiz-Cartagena, Zouzounis  
Nays – None

**From:** [San Francisco Controller's Office Reports](#)  
**To:** [Mchugh, Eileen \(BOS\)](#)  
**Subject:** Issued – City Services Auditor Summary of Implementation Status of Recommendations Followed up on in the Second Quarter of Fiscal Year 2020-21  
**Date:** Wednesday, February 10, 2021 11:57:30 AM

---



The Office of the Controller's City Services Auditor (CSA) today issued a memorandum on the follow-up of its recommendations conducted in the second quarter of fiscal year 2020-21. As reported in the memorandum, of the 29 recommendations followed up on, 12 (41 percent) are now closed.

[Download the full report](#)



[Sign up to receive news and updates](#)

Search all Controller's Office reports

Twitter



LinkedIn



This is a send-only e-mail address.

For questions about the report, please contact Acting Director of Audits Mark de la Rosa at [mark.p.delarosa@sfgov.org](mailto:mark.p.delarosa@sfgov.org) or (415) 554-7574 or the Audits Division at (415) 554-7469.

For media queries, please contact Communications Manager Alyssa Sewlal at [alyssa.sewlal@sfgov.org](mailto:alyssa.sewlal@sfgov.org) or (415) 694-3261.

Share this email:




[Manage](#) your preferences | [Opt out](#) using TrueRemove®

Got this as a forward? [Sign up](#) to receive our future emails.

View this email [online](#).

1 Dr. Carlton B. Goodlett Place  
San Francisco, CA | 94102 US

This email was sent to [eileen.e.mchugh@sfgov.org](mailto:eileen.e.mchugh@sfgov.org).  
*To continue receiving our emails, add us to your address book.*





# OFFICE OF THE CONTROLLER


## CITY AND COUNTY OF SAN FRANCISCO

Ben Rosenfield  
Controller

Todd Rydstrom  
Deputy Controller

# MEMORANDUM

**TO:** Government Audit and Oversight Committee, Board of Supervisors

**FROM:** Mark de la Rosa, Acting Director of Audits, City Services Auditor 

**DATE:** February 10, 2021

**SUBJECT:** **City Services Auditor Summary of Implementation Status of Recommendations Followed up on in the Second Quarter of Fiscal Year 2020-21**

The City Services Auditor (CSA), Audits Division, of the Office of the Controller (Controller) follows up on all recommendations it issues to departments of the City and County of San Francisco (City) every six months after original issuance. CSA reports on the results of its follow-up activity to the Board of Supervisors' Government Audit and Oversight Committee. This process fulfills the requirement of the San Francisco Charter, Section F1.105, for auditees to report on their efforts to address the Controller's findings and, if relevant, report the basis for deciding not to implement a recommendation.

The regular follow-up begins when CSA sends a questionnaire to the responsible department requesting an update on the implementation status of each recommendation. CSA assigns a summary status to the report or memorandum for each responsible department according to the status of each recommendation. The statuses are described in the table below.

### Summary of Follow-Up Statuses

Summary Status	Status of Recommendations	Further Regular Follow-Up?
Closed	All closed	No
Open	At least one open, including any that the department contests	Yes

Based on its review of the department's response, CSA assigns a status to each recommendation. A status of:

- **Open** indicates that the recommendation has not yet been fully implemented.
- **Contested** indicates that the department has chosen not to implement the recommendation.
- **Closed** indicates that the response described sufficient action to fully implement the recommendation or an acceptable alternative or a change occurred to make the recommendation no longer applicable or feasible.

Also, CSA periodically selects reports or memorandums for a more in-depth, field follow-up assessment, in which CSA tests to verify the implementation status of the recommendations.

# Table of Contents

<b>Abbreviations.....</b>	<b>3</b>
<b>Regular Follow-up Activity – Second Quarter .....</b>	<b>4</b>
Summary .....	4
Number of recommendations followed up on and closed in Quarter 2 and open reports as of 12/31/20 .....	4
Summary of follow-ups closed in Quarter 2 .....	4
Response Timeliness .....	5
Timeliness of departments’ responses to follow-up requests in Quarter 2.....	5
Open Recommendations .....	6
Number and average age of open recommendations followed up on, by department, in Quarter 2.....	6
Summary of open reports in Quarter 2 .....	7
<b>Field Follow-Up Activity - Second Quarter.....</b>	<b>7</b>



## ABBREVIATIONS

Abbreviated Name	Full Name
Controller (CON)	Office of the Controller
CSA	City Services Auditor (part of the Office of the Controller)
Human Services (HSA)	Human Services Agency
Public Health (DPH)	Department of Public Health
Rec and Park (REC)	Recreation and Park Commission (Recreation and Park Department)
SFMTA (MTA)	San Francisco Municipal Transportation Agency
SFPUC (PUC)	San Francisco Public Utilities Commission
Sheriff (SHF)	Sheriff's Department

## REGULAR FOLLOW-UP ACTIVITY – SECOND QUARTER

### Summary

During the second quarter of fiscal year 2020-21, CSA followed up on 29 open recommendations from seven reports or memorandums. Of the 29 open recommendations, departments reported implementing 12 (41 percent). Consequently, CSA closed two of the seven reports or memorandums.

Exhibit 1 shows the number of recommendations CSA followed up on and their resulting status during the quarter and summarizes the status of reports for each department, while Exhibit 2 lists the follow-ups closed in the quarter because all the recommendations in the report have been addressed.

#### Exhibit 1: Number of recommendations followed up on and closed in Quarter 2 and open reports as of 12/31/20

Department*	Recommendations		Reports
	Followed Up On	Closed Through 12/31/20	Open
Human Services (HSA)	5	3	1
Public Health (DPH)	4	-	1
Rec and Park (REC)	3	2	1
SFMTA (MTA)	2	-	1
SFPUC (PUC)	1	1	-
Sheriff (SHF)	14	6	1
<b>Total</b>	<b>29</b>	<b>12</b>	<b>5</b>

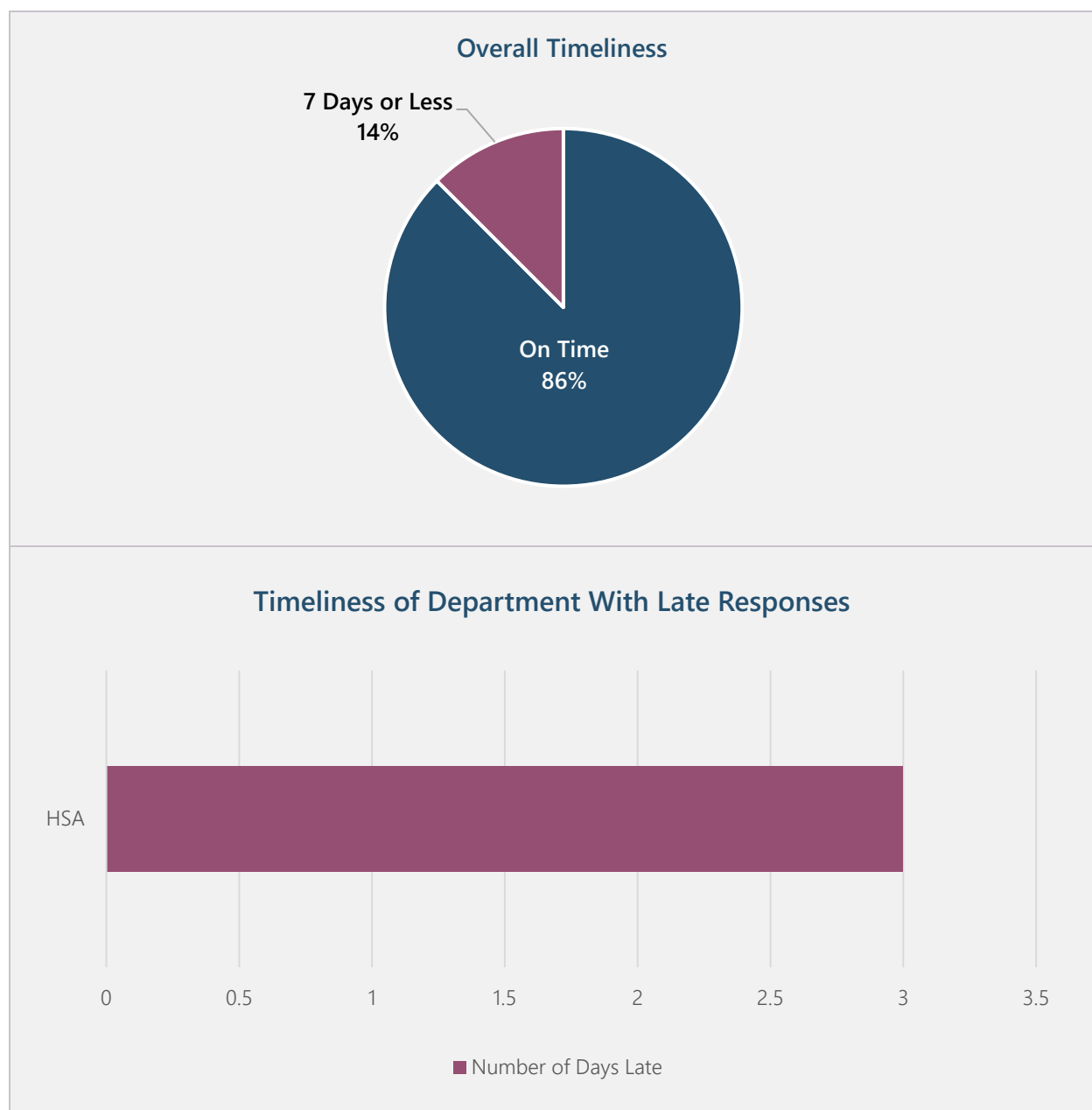
#### Exhibit 2: Summary of follow-ups closed in Quarter 2

Dept.	Issue Date	Document Title
PUC	10/24/19	<a href="#">The Department Adequately Documented Adherence to Most Close-Out Procedures in Its Crystal Springs/San Andreas Transmission System Upgrade Contract</a>
REC	4/11/17	<a href="#">Citywide Construction: The City Would Benefit From a More Proactive Approach to Construction Safety Management</a>

## Response Timeliness

Most department responses were received on time. CSA gives departments two weeks to respond to its follow-up requests and grants extensions upon request. If an extension is granted, timeliness is calculated based on the extended deadline. Exhibit 3 shows how quickly departments responded to CSA's follow-up requests in the quarter.

**Exhibit 3: Timeliness of departments' responses to follow-up requests in Quarter 2**



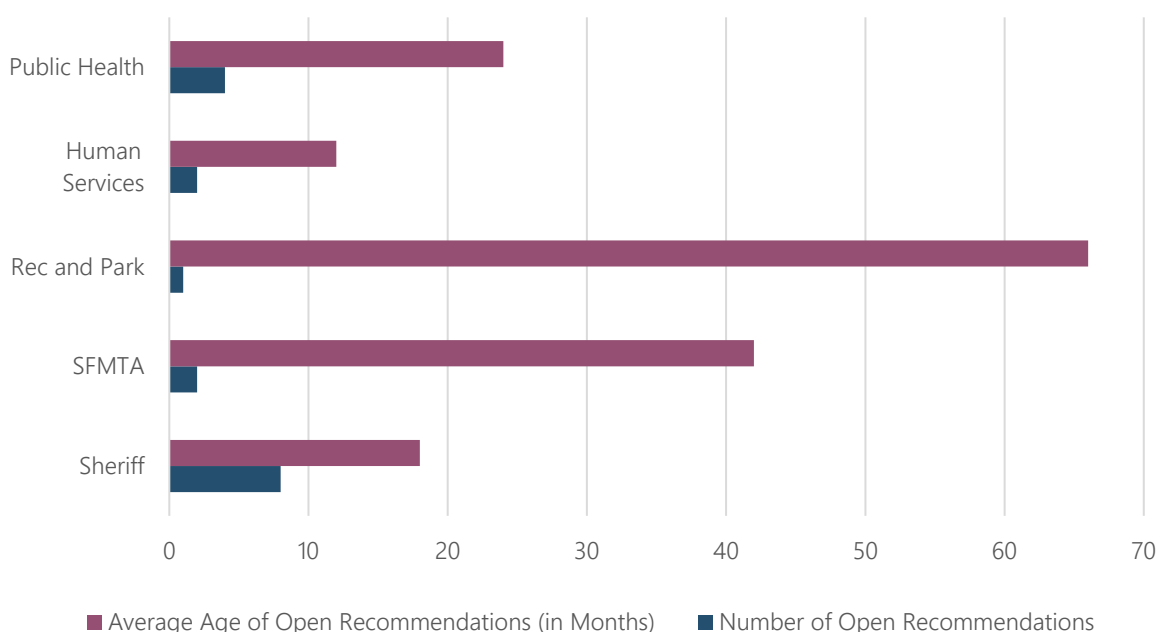
## Open Recommendations

Although most of CSA's recommendations are implemented within two years of their issuance, some remain outstanding for longer. The average age of the open recommendations is 24 months, and ages range from 12 to 66 months. Seven open recommendations are older than 24 months:

- One recommendation directed to Rec and Park is 66 months old.
- Two recommendations directed to SFMTA are 42 months old.
- Four recommendations directed to Public Health are 24 months old.

Exhibit 4 shows the number of open recommendations, by department, and their average age.

**Exhibit 4: Number and average age of open recommendations followed up on, by department, in Quarter 2**



In some cases, a department has implemented few or none of CSA's recommendations. This does not necessarily indicate that the department is not trying to resolve the underlying issues. In some instances, the department has not yet had the opportunity because the recommendations relate to events that happen only periodically, such as labor agreement negotiations, or because the recommendations were issued too recently for the department to have achieved full implementation.

Exhibit 5 summarizes the reasons departments reported for not yet fully implementing the open recommendations addressed to them.

**Exhibit 5: Summary of open reports in Quarter 2**

Dept.	Issue Date	Report Title	No. of Open Recs.	Reason Reported for Not Yet Implementing Open Recommendation(s)
DPH	10/4/18	<a href="#">Opportunities Exist to Improve the Environmental Health Branch's Ethical Climate, Inspection and Billing Processes, and System Capabilities</a>	4	The department is developing and deploying an integrated and functional system to standardize records and data tracking.
HSA/ OECE	11/5/19	<a href="#">The Office of Early Care and Education Should Strengthen Oversight of Its Contracted Agencies to More Effectively Measure Performance</a>	2	OECE is working with HSA to review and improve outreach efforts, data collection, and performance analysis.
MTA	5/25/17	<a href="#">Improved Vehicle Performance Data and Inventory Controls Could Strengthen the Agency's Nonrevenue Fleet Management</a>	2	The department is testing an app to consider for use to track materials procured.
REC	4/28/15	<a href="#">Internal Controls Must Be Improved to Better Manage Inventory</a>	1	The department is writing policies and procedures for the annual physical count at the Storeroom with an estimated completion by spring of 2021.
SHF	6/19/19	<a href="#">Key Strategies Could Help the Department Reduce Its Heavy Reliance on Overtime and Better Communicate Its Staffing Needs</a>	8	The department is reviewing a new product for scheduling and timekeeping to monitor staffing needs and availability across the department.

**FIELD FOLLOW-UP ACTIVITY - SECOND QUARTER**

Any audit report or memorandum may be selected for a more in-depth field follow-up regardless of summary status. Field follow-ups result in memorandums that are also subject to CSA's regular follow-ups. No field follow-ups were completed or in progress in Quarter 2.

**From:** [Penick, Andrico](#)  
**To:** [Chan, Connie \(BOS\)](#); [Fregosi, Ian \(BOS\)](#)  
**Cc:** [Chu, Carmen \(ADM\)](#); [Calvillo, Angela \(BOS\)](#); [Khoo, Arthur \(BOS\)](#)  
**Subject:** RE: Meeting Request from Supervisor Chan  
**Date:** Friday, February 12, 2021 9:51:57 AM  
**Attachments:** [Ltr to Sup Chan in response to Ltr of Inquiry 02-12-21.pdf](#)  
[Intro Form- Letter of Inquiry- Real Estate Dept.pdf](#)  
[Clerk Ltr re Sup Chan - Ltr of Inquiry No..pdf](#)

---

Good Morning Supervisor Chan. I hope that this email finds you well.

Please find attached my formal response to your Letter of Inquiry. Thank you again for taking the time to discuss this matter with me. I will proceed as we discussed on the phone. The comprehensive solution we discussed will take a little time but I will keep you and your office updated on the progress. Thank you. AQP

**Andrico Q. Penick**

Director of Real Estate  
City and County of San Francisco

(415) 554-9860 (direct)

[Andrico.Penick@sfgov.org](mailto:Andrico.Penick@sfgov.org)

\*\*\*\*\*

**Confidentiality Notice:** This e-mail message, including any attachments, is being sent for the sole use of the intended recipient(s) and may contain confidential and privileged information. Any unauthorized review, use, disclosure or distribution is prohibited. If you are not the intended recipient, please contact the sender by reply e-mail, delete the message and any attachments and destroy any hard copies, if any, of the original message and attachments. Thank you.

\*\*\*\*\*

**BOARD OF SUPERVISORS**  
CITY & COUNTY OF SAN FRANCISCO



**OFFICE OF THE CLERK OF THE BOARD**

Phone: (415) 554-5184

Email: [Angela.Calvillo@sfgov.org](mailto:Angela.Calvillo@sfgov.org)

January 26, 2021

Andrico Penick, Director  
Real Estate Division  
General Services Agency  
25 Van Ness Avenue, Suite 400  
San Francisco, California 94102

Dear Director Penick,

At the January 12, 2021, Board of Supervisors meeting, Supervisor Chan issued the attached inquiry, to the General Services Agency, Real Estate Division. Please review the attached letter of inquiry, which provides the Supervisor's specific request.

The inquiry in summary, requests the following:

1. Requesting the Real Estate Division to produce a map and list of all city owned properties, including those owned by enterprise departments. The list should be broken down by department and Supervisor District and include information about the existing use of the properties, existing lease agreements or ongoing negotiations, and projected use in the next two fiscal years.

Please contact Ian Fregosi, Legislative Aide to Supervisor Chan, at [ian.fregosi@sfgov.org](mailto:ian.fregosi@sfgov.org) for response and/or questions related to this request, and copy [BOS@sfgov.org](mailto:BOS@sfgov.org) on all communications to enable my office to track and close out this inquiry. Please provide your response no later than January 26, 2021.

For questions pertaining to the administration of this inquiry, do not hesitate to contact me in the Office of the Clerk of the Board at (415) 554-5184.

Very Truly Yours,

A handwritten signature in blue ink, appearing to read "Angela Calvillo".

Angela Calvillo  
Clerk of the Board  
San Francisco Board of Supervisors

## Introduction Form

By a Member of the Board of Supervisors or Mayor

Time stamp  
or meeting date

I hereby submit the following item for introduction (select only one):

- ☐ 1. For reference to Committee. (An Ordinance, Resolution, Motion or Charter Amendment).
- ☐ 2. Request for next printed agenda Without Reference to Committee.
- ☐ 3. Request for hearing on a subject matter at Committee.
- ☒ 4. Request for letter beginning : "Supervisor  inquiries"
- ☐ 5. City Attorney Request.
- ☐ 6. Call File No.  from Committee.
- ☐ 7. Budget Analyst request (attached written motion).
- ☐ 8. Substitute Legislation File No.
- ☐ 9. Reactivate File No.
- ☐ 10. Topic submitted for Mayoral Appearance before the BOS on

Please check the appropriate boxes. The proposed legislation should be forwarded to the following:

- ☐ Small Business Commission      ☐ Youth Commission      ☐ Ethics Commission
- ☐ Planning Commission      ☐ Building Inspection Commission

**Note: For the Imperative Agenda (a resolution not on the printed agenda), use the Imperative Form.**

Sponsor(s):

Subject:

The text is listed:

Signature of Sponsoring Supervisor:

For Clerk's Use Only





**London N. Breed, Mayor**  
**Carmen Chu, City Administrator**



**Andrico Q. Penick**  
**Director of Real Estate**

February 12, 2021

The Honorable Connie Chan  
District 1 Supervisor  
1 Dr. Carlton B. Goodlett Place, Room 244  
San Francisco, CA 94102

Re: Letter of Inquiry re Leasing of City Owned Properties dated 1-12-21

Dear Supervisor Chan:

I appreciate your letter inquiring about leases of City owned property and you taking the time to speak to City Administrator Chu and myself regarding a City wide database for City owned property. As discussed, at this time, we cannot fully respond to your inquiry but are committed to working with City departments your office to provide a comprehensive answer to your questions.

The Real Estate Division of the City Administrator's Office manages City-owned property that is not otherwise managed by an exclusive jurisdiction department. Administrative Code Chapter 23 provides that the Director of Property must approve certain leases on City property.

Exclusive jurisdiction departments are departments where federal law, state law or the City Charter provide direct property management. Examples include San Francisco Airport, the Port of San Francisco, the San Francisco Public Utilities Commission, Recreation and Park Department, San Francisco Municipal Transportation Agency, Fine Arts Museums, Asian Art Museum and War Memorial.

Although we do not manage these properties, we have generated a Citywide map that you may find useful. It was last updated in 2020. I am having my staff print and laminate one for you and I will have it delivered to your office next week. As we discussed, we will investigate whether we can create a database that the use of City property by City Departments in a more comprehensive way. Under the direction of the City Administrator, we will look into ways to create, manage such a database and to get other City Departments to input necessary information into the database. We will also explore how best to clean up the various databases that currently exist so that only accurate information is inputted in the new or revised database. Lastly, we will explore how to make this information public facing so that you, other Supervisors and the public will have ready access to the information.

We will contact you again with further information once we have had an opportunity to discuss this matter.



Andrico Penick  
Director of Property

cc: Carmen Chu, City Administrator  
Angela Calvillo, Clerk of the Board

Enclosure: Supervisor Chan Letter of Inquiry dated 01-12-21  
Clerk of the Board Cover Letter

**From:** [Board of Supervisors, \(BOS\)](#)  
**To:** [BOS-Supervisors](#)  
**Cc:** [Calvillo, Angela \(BOS\)](#); [Somera, Alisa \(BOS\)](#); [Ng, Wilson \(BOS\)](#)  
**Subject:** FW: CCSF Monthly Pooled Investment Report for January 2021  
**Date:** Tuesday, February 16, 2021 1:25:00 PM  
**Attachments:** [CCSF Monthly Pooled Investment Report for January 2021.pdf](#)

---

**From:** Dion, Ichieh (TTX) <ichieh.dion@sfgov.org>  
**Sent:** Tuesday, February 16, 2021 12:56 PM  
**Subject:** CCSF Monthly Pooled Investment Report for January 2021

All-

Please find the CCSF Pooled Investment Report for the month of January attached for your use.

Regards,

Ichieh Dion  
City and County of San Francisco  
1 Dr. Carlton B. Goodlett Place, Room 140  
San Francisco, CA 94102  
415-554-5433

Office of the Treasurer & Tax Collector  
City and County of San Francisco

Tajel Shah, Chief Assistant Treasurer  
Robert L. Shaw, CFA, Chief Investment Officer



José Cisneros, Treasurer

Investment Report for the month of January 2021

February 15, 2021

**The Honorable London N. Breed**  
Mayor of San Francisco  
City Hall, Room 200  
1 Dr. Carlton B. Goodlett Place  
San Francisco, CA 94102-4638

**The Honorable Board of Supervisors**  
City and County of San Francisco  
City Hall, Room 244  
1 Dr. Carlton B. Goodlett Place  
San Francisco, CA 94102-4638

Colleagues,

In accordance with the provisions of California State Government Code, Section 53646, we forward this report detailing the City's pooled fund portfolio as of January 31, 2021. These investments provide sufficient liquidity to meet expenditure requirements for the next six months and are in compliance with our statement of investment policy and California Code.

This correspondence and its attachments show the investment activity for the month of January 2021 for the portfolios under the Treasurer's management. All pricing and valuation data is obtained from Interactive Data Corporation.

**CCSF Pooled Fund Investment Earnings Statistics \***

(in \$ million)	Current Month		Prior Month	
	Fiscal YTD	January 2021	Fiscal YTD	December 2020
Average Daily Balance	\$ 11,617	\$ 12,590	\$ 11,453	\$ 12,529
Net Earnings	55.75	6.42	49.33	7.08
Earned Income Yield	0.81%	0.60%	0.85%	0.67%

**CCSF Pooled Fund Statistics \***

(in \$ million)	% of	Book	Market	Wtd. Avg.	Wtd. Avg.	
Investment Type	Portfolio	Value	Value	Coupon	YTM	WAM
U.S. Treasuries	64.41%	\$ 8,164.1	\$ 8,171.6	0.49%	0.33%	135
Federal Agencies	22.43%	2,811.8	2,845.2	1.27%	1.30%	352
State & Local Government						
Agency Obligations	0.45%	56.4	57.0	2.35%	2.56%	73
Public Time Deposits	0.32%	40.0	40.0	0.18%	0.18%	92
Negotiable CDs	1.58%	200.0	200.1	0.70%	0.70%	36
Money Market Funds	8.55%	1,084.9	1,084.9	0.02%	0.02%	1
Supranationals	2.27%	285.9	288.3	0.37%	1.59%	128
<b>Totals</b>	<b>100.0%</b>	<b>\$ 12,643.2</b>	<b>\$ 12,687.0</b>	<b>0.65%</b>	<b>0.56%</b>	<b>170</b>

In the remainder of this report, we provide additional information and analytics at the security-level and portfolio-level, as recommended by the California Debt and Investment Advisory Commission.

Respectfully,

A handwritten signature in dark ink, appearing to read "José Cisneros", with a long horizontal flourish extending to the right.

**José Cisneros**  
Treasurer

cc: Treasury Oversight Committee: Aimee Brown, Kevin Kone, Brenda Kwee McNulty, Eric Sandler, Meghan Wallace  
Ben Rosenfield - Controller, Office of the Controller  
Mark de la Rosa - Acting Audits Director, Office of the Controller  
Mayor's Office of Public Policy and Finance  
San Francisco County Transportation Authority  
San Francisco Public Library  
San Francisco Health Service System

# Portfolio Summary

## Pooled Fund

As of January 31, 2021

<i>(in \$ million)</i>							
<b>Security Type</b>	<b>Par Value</b>	<b>Book Value</b>	<b>Market Value</b>	<b>Market/Book Price</b>	<b>Current % Allocation</b>	<b>Max. Policy Allocation</b>	<b>Compliant?</b>
U.S. Treasuries	\$ 8,148.9	\$ 8,164.1	\$ 8,171.6	100.09	64.41%	100%	Yes
Federal Agencies	2,811.9	2,811.8	2,845.2	101.18	22.43%	100%	Yes
State & Local Government							
Agency Obligations	56.7	56.4	57.0	100.98	0.45%	20%	Yes
Public Time Deposits	40.0	40.0	40.0	100.00	0.32%	100%	Yes
Negotiable CDs	200.0	200.0	200.1	100.07	1.58%	30%	Yes
Bankers Acceptances	-	-	-	-	0.00%	40%	Yes
Commercial Paper	-	-	-	-	0.00%	25%	Yes
Medium Term Notes	-	-	-	-	0.00%	25%	Yes
Repurchase Agreements	-	-	-	-	0.00%	10%	Yes
Reverse Repurchase/ Securities Lending Agreements	-	-	-	-	0.00%	\$75mm	Yes
Money Market Funds - Government	1,084.9	1,084.9	1,084.9	100.00	8.55%	20%	Yes
LAIF	-	-	-	-	0.00%	\$50mm	Yes
Supranationals	287.1	285.9	288.3	100.82	2.27%	30%	Yes
<b>TOTAL</b>	<b>\$ 12,629.6</b>	<b>\$ 12,643.2</b>	<b>\$ 12,687.0</b>	<b>100.35</b>	<b>100.00%</b>	<b>-</b>	<b>Yes</b>

The City and County of San Francisco uses the following methodology to determine compliance: Compliance is pre-trade and calculated on both a par and market value basis, using the result with the lowest percentage of the overall portfolio value. Cash balances are included in the City's compliance calculations.

Please note the information in this report does not include cash balances. Due to fluctuations in the market value of the securities held in the Pooled Fund and changes in the City's cash position, the allocation limits may be exceeded on a post-trade compliance basis. In these instances, no compliance violation has occurred, as the policy limits were not exceeded prior to trade execution. The full Investment Policy can be found at <https://sftreasurer.org/banking-investments/investments>

Totals may not add due to rounding.

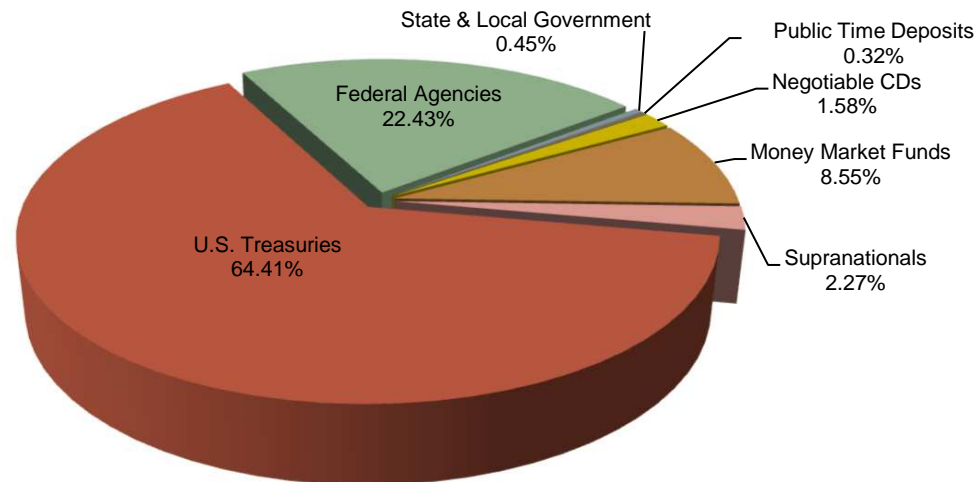
# City and County of San Francisco

## Pooled Fund Portfolio Statistics

For the month ended January 31, 2021

Average Daily Balance	\$12,589,626,948
Net Earnings	\$6,416,477
Earned Income Yield	0.60%
Weighted Average Maturity	170 days

Investment Type	(\$ million)	Par Value	Book Value	Market Value
U.S. Treasuries	\$	8,148.9	\$ 8,164.1	\$ 8,171.6
Federal Agencies		2,811.9	2,811.8	2,845.2
State & Local Government				
Agency Obligations		56.7	56.4	57.0
Public Time Deposits		40.0	40.0	40.0
Negotiable CDs		200.0	200.0	200.1
Money Market Funds		1,084.9	1,084.9	1,084.9
Supranationals		287.1	285.9	288.3
<b>Total</b>		<b>\$ 12,629.6</b>	<b>\$ 12,643.2</b>	<b>\$ 12,687.0</b>

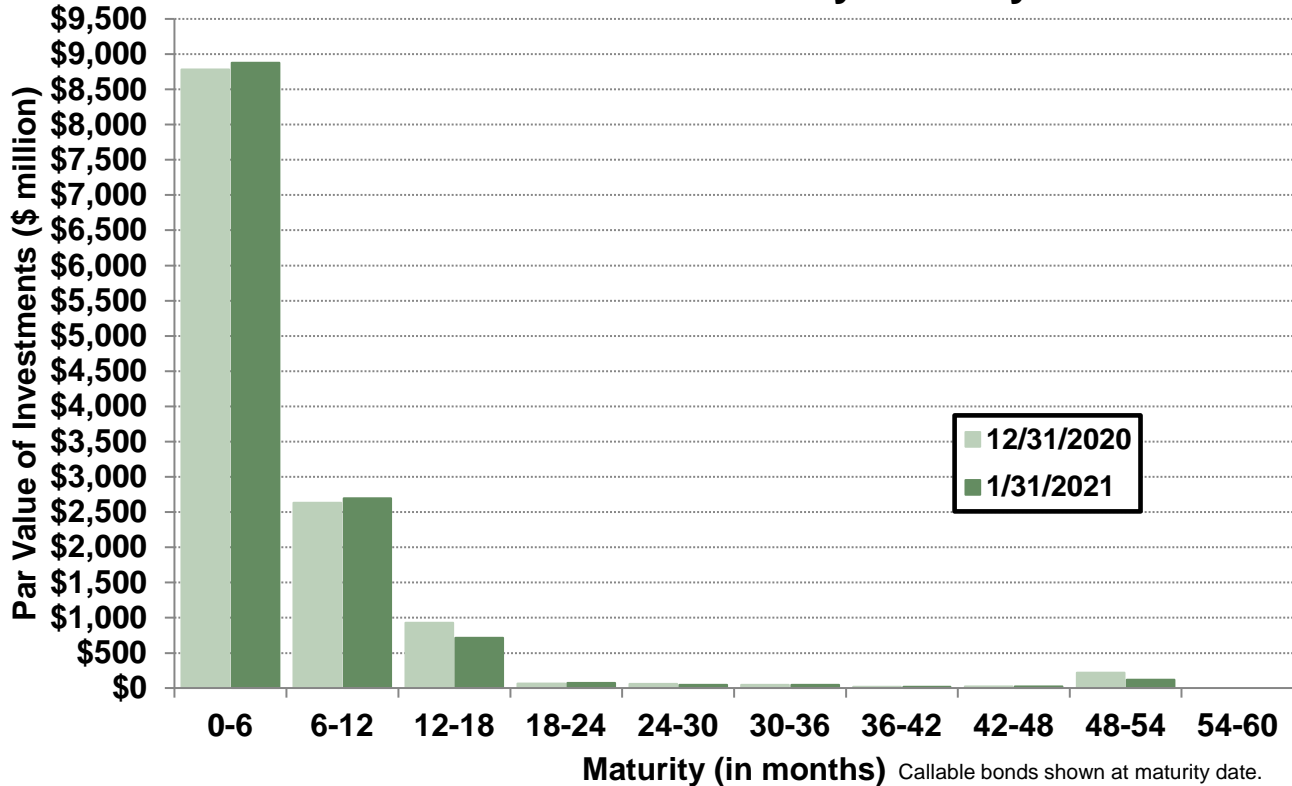


**Asset Allocation by Market Value**

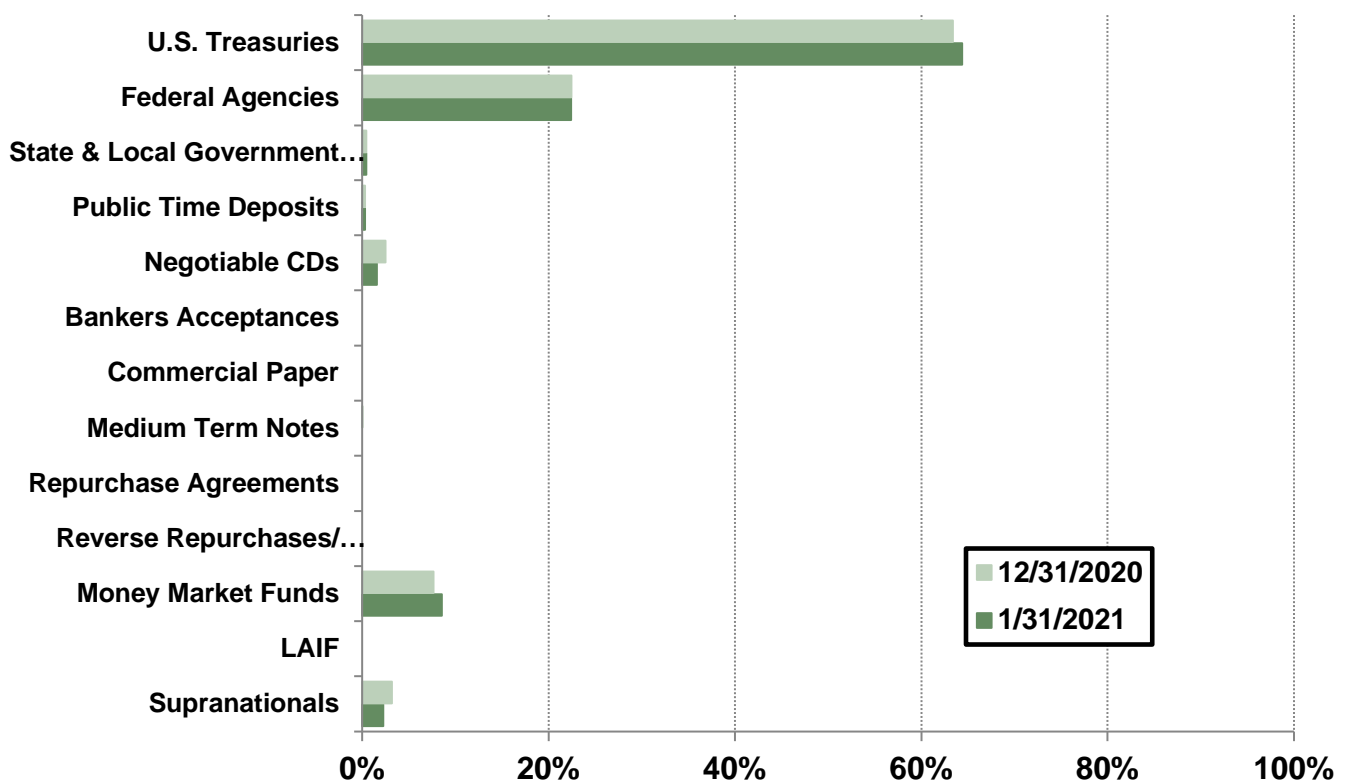
# Portfolio Analysis

## Pooled Fund

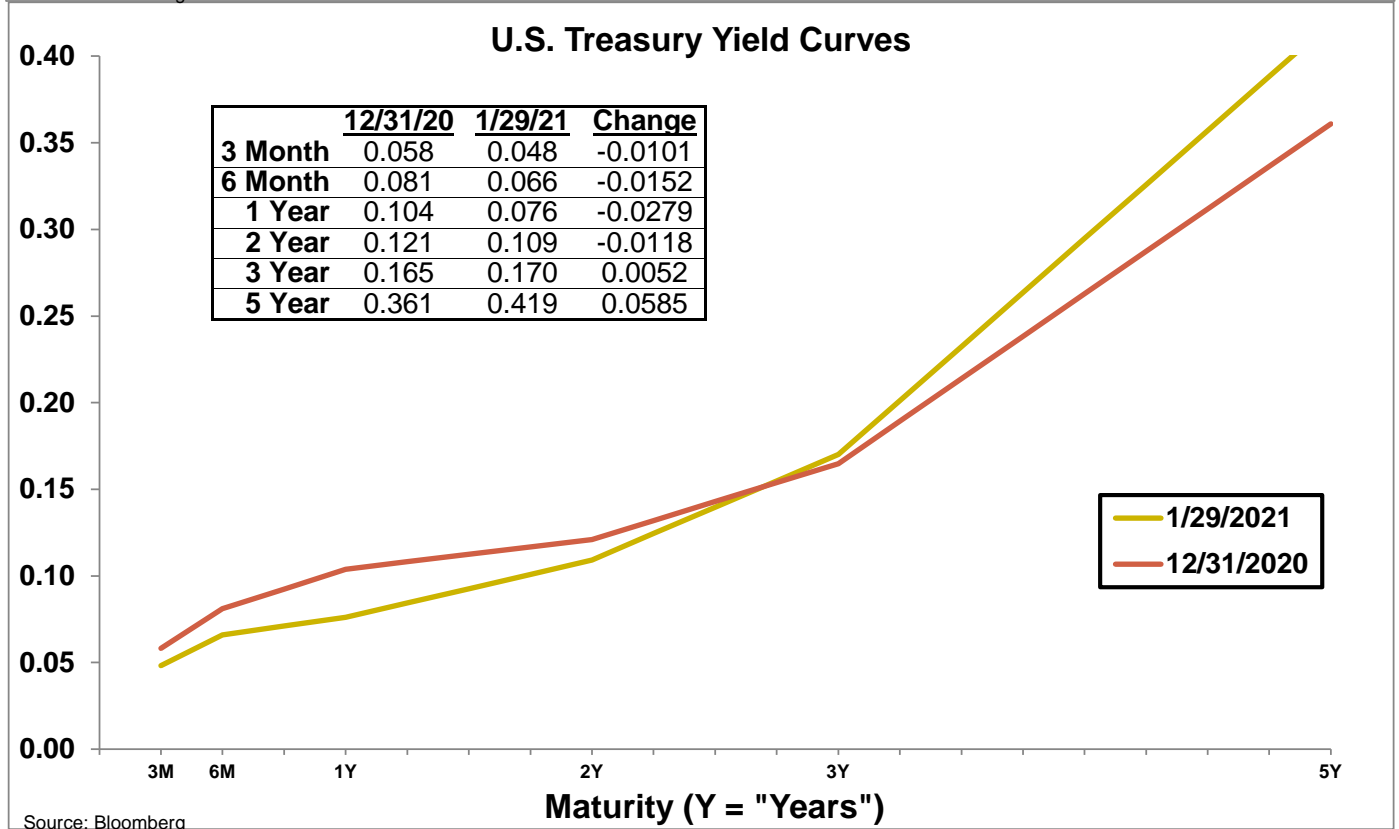
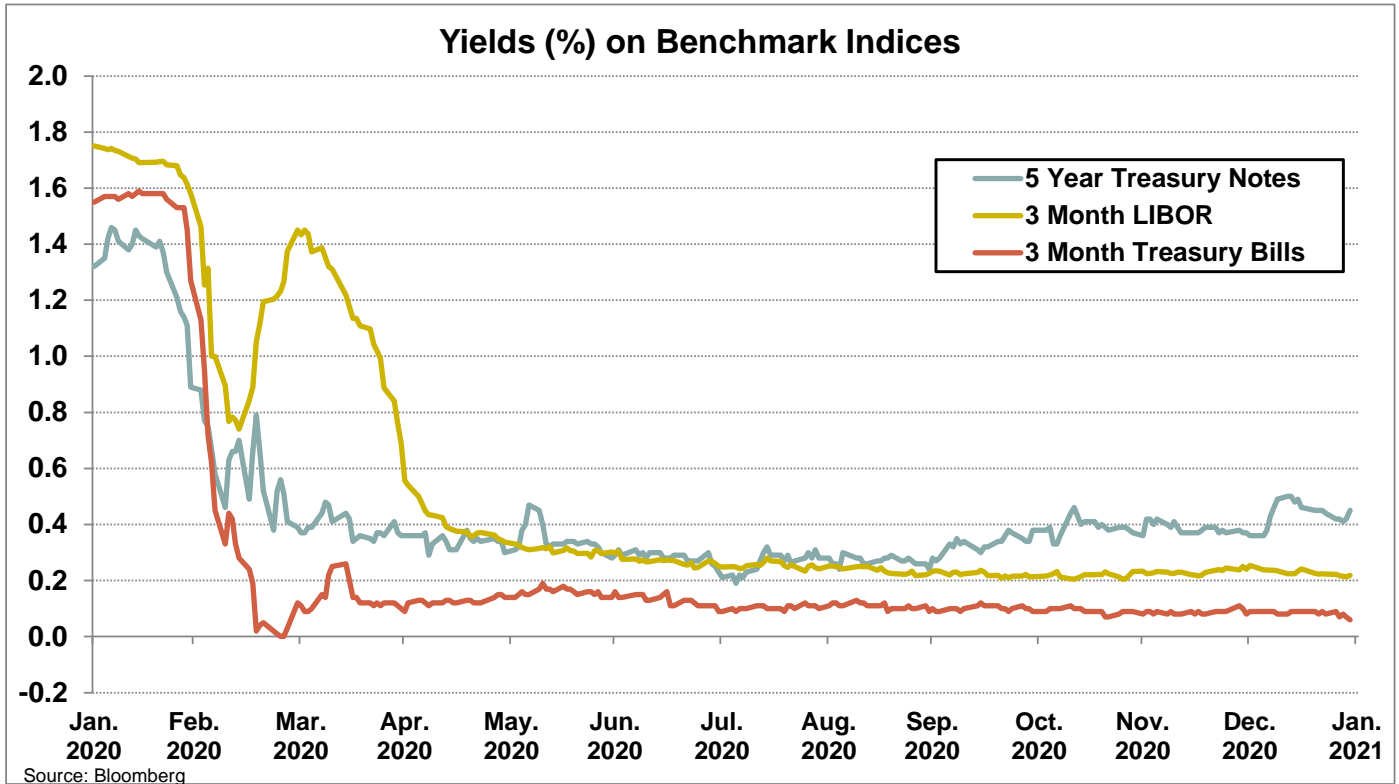
### Par Value of Investments by Maturity



### Asset Allocation by Market Value



## Yield Curves





# Investment Inventory

## Pooled Fund

As of January 31, 2021

Type of Investment	CUSIP	Issuer Name	Settle Date	Maturity		Coupon	Par Value	Book Value	Amortized		
				Date					Book Value	Market Value	
U.S. Treasuries	912796B65	TREASURY BILL	9/1/2020	2/2/2021	0.00	\$	50,000,000	\$	49,976,258	\$	50,000,000
U.S. Treasuries	912796B65	TREASURY BILL	9/4/2020	2/2/2021	0.00		50,000,000		49,975,882		50,000,000
U.S. Treasuries	912796B65	TREASURY BILL	10/15/2020	2/2/2021	0.00		50,000,000		49,983,958		50,000,000
U.S. Treasuries	9127963W7	TREASURY BILL	8/10/2020	2/4/2021	0.00		25,000,000		24,986,279		25,000,000
U.S. Treasuries	9127963W7	TREASURY BILL	8/18/2020	2/4/2021	0.00		25,000,000		24,986,424		25,000,000
U.S. Treasuries	9127963W7	TREASURY BILL	8/6/2020	2/4/2021	0.00		50,000,000		49,973,458		50,000,000
U.S. Treasuries	9127963W7	TREASURY BILL	1/25/2021	2/4/2021	0.00		50,000,000		49,999,306		50,000,000
U.S. Treasuries	912796B73	TREASURY BILL	9/8/2020	2/9/2021	0.00		50,000,000		49,974,868		49,999,500
U.S. Treasuries	912796B73	TREASURY BILL	9/29/2020	2/9/2021	0.00		50,000,000		49,982,451		49,999,500
U.S. Treasuries	912796B73	TREASURY BILL	1/21/2021	2/9/2021	0.00		50,000,000		49,998,747		49,999,500
U.S. Treasuries	9127964C0	TREASURY BILL	8/24/2020	2/11/2021	0.00		25,000,000		24,987,531		24,999,750
U.S. Treasuries	9127964C0	TREASURY BILL	9/28/2020	2/11/2021	0.00		25,000,000		24,991,406		24,999,750
U.S. Treasuries	9127964C0	TREASURY BILL	8/13/2020	2/11/2021	0.00		50,000,000		49,969,667		49,999,500
U.S. Treasuries	912796B81	TREASURY BILL	11/4/2020	2/16/2021	0.00		50,000,000		49,986,928		49,999,000
U.S. Treasuries	912796B81	TREASURY BILL	1/26/2021	2/16/2021	0.00		50,000,000		49,998,688		49,999,000
U.S. Treasuries	9127964D8	TREASURY BILL	8/24/2020	2/18/2021	0.00		25,000,000		24,986,156		24,999,500
U.S. Treasuries	9127964D8	TREASURY BILL	8/31/2020	2/18/2021	0.00		25,000,000		24,987,591		24,999,500
U.S. Treasuries	9127964D8	TREASURY BILL	8/20/2020	2/18/2021	0.00		50,000,000		49,969,667		49,999,000
U.S. Treasuries	912796B99	TREASURY BILL	9/22/2020	2/23/2021	0.00		50,000,000		49,977,007		49,998,500
U.S. Treasuries	912796B99	TREASURY BILL	9/22/2020	2/23/2021	0.00		50,000,000		49,979,445		49,998,500
U.S. Treasuries	912796B99	TREASURY BILL	9/30/2020	2/23/2021	0.00		50,000,000		49,980,635		49,998,500
U.S. Treasuries	912796B99	TREASURY BILL	10/20/2020	2/23/2021	0.00		50,000,000		49,982,150		49,998,500
U.S. Treasuries	912796XE4	TREASURY BILL	8/27/2020	2/25/2021	0.00		50,000,000		49,971,942		49,998,500
U.S. Treasuries	912796XE4	TREASURY BILL	9/21/2020	2/25/2021	0.00		50,000,000		49,977,854		49,998,500
U.S. Treasuries	912796XE4	TREASURY BILL	8/27/2020	2/25/2021	0.00		100,000,000		99,939,333		99,997,000
U.S. Treasuries	912796C23	TREASURY BILL	9/30/2020	3/2/2021	0.00		25,000,000		24,989,853		24,998,750
U.S. Treasuries	912796C23	TREASURY BILL	9/30/2020	3/2/2021	0.00		25,000,000		24,989,641		24,998,750
U.S. Treasuries	912796C23	TREASURY BILL	9/29/2020	3/2/2021	0.00		50,000,000		49,978,397		49,997,500
U.S. Treasuries	912796C23	TREASURY BILL	9/29/2020	3/2/2021	0.00		50,000,000		49,977,542		49,997,500
U.S. Treasuries	9127964F3	TREASURY BILL	9/4/2020	3/4/2021	0.00		25,000,000		24,986,048		24,998,750
U.S. Treasuries	9127964F3	TREASURY BILL	9/3/2020	3/4/2021	0.00		150,000,000		149,912,792		149,992,500
U.S. Treasuries	912796C72	TREASURY BILL	10/15/2020	3/9/2021	0.00		50,000,000		49,979,861		49,997,000
U.S. Treasuries	912796C72	TREASURY BILL	10/15/2020	3/9/2021	0.00		50,000,000		49,979,861		49,995,000
U.S. Treasuries	912796C72	TREASURY BILL	12/17/2020	3/9/2021	0.00		50,000,000		49,991,174		49,997,000
U.S. Treasuries	9127964M8	TREASURY BILL	9/10/2020	3/11/2021	0.00		100,000,000		99,936,806		99,995,000
U.S. Treasuries	9128284B3	US TREASURY	11/22/2019	3/15/2021	2.38		50,000,000		50,472,656		50,132,500
U.S. Treasuries	9128284B3	US TREASURY	12/6/2019	3/15/2021	2.38		50,000,000		50,449,219		50,132,500
U.S. Treasuries	912796C80	TREASURY BILL	10/13/2020	3/16/2021	0.00		50,000,000		49,976,451		49,996,500
U.S. Treasuries	912796C80	TREASURY BILL	10/13/2020	3/16/2021	0.00		50,000,000		49,975,938		49,996,500
U.S. Treasuries	912796C80	TREASURY BILL	10/15/2020	3/16/2021	0.00		50,000,000		49,976,144		49,996,500
U.S. Treasuries	9127964N6	TREASURY BILL	9/17/2020	3/18/2021	0.00		50,000,000		49,972,194		49,996,000
U.S. Treasuries	9127964N6	TREASURY BILL	9/17/2020	3/18/2021	0.00		100,000,000		99,939,333		99,992,000
U.S. Treasuries	912796C98	TREASURY BILL	10/20/2020	3/23/2021	0.00		50,000,000		49,975,938		49,996,000
U.S. Treasuries	912796C98	TREASURY BILL	10/20/2020	3/23/2021	0.00		50,000,000		49,976,151		49,996,000
U.S. Treasuries	912796C98	TREASURY BILL	10/22/2020	3/23/2021	0.00		50,000,000		49,978,361		49,996,000
U.S. Treasuries	9127962F5	TREASURY BILL	9/24/2020	3/25/2021	0.00		25,000,000		24,987,108		24,997,750
U.S. Treasuries	9127962F5	TREASURY BILL	9/24/2020	3/25/2021	0.00		25,000,000		24,987,159		24,997,750
U.S. Treasuries	9127962F5	TREASURY BILL	11/30/2020	3/25/2021	0.00		50,000,000		49,986,184		49,995,500
U.S. Treasuries	9127962F5	TREASURY BILL	9/24/2020	3/25/2021	0.00		100,000,000		99,946,917		99,991,000

# Investment Inventory

## Pooled Fund

Type of Investment	CUSIP	Issuer Name	Settle Date	Maturity		Coupon	Par Value	Book Value	Amortized	Market Value
				Date					Book Value	
U.S. Treasuries	912796D22	TREASURY BILL	10/27/2020	3/30/2021		0.00	50,000,000	49,978,397	49,992,004	49,995,000
U.S. Treasuries	912796D22	TREASURY BILL	10/27/2020	3/30/2021		0.00	50,000,000	49,978,076	49,991,885	49,995,000
U.S. Treasuries	912796D22	TREASURY BILL	11/3/2020	3/30/2021		0.00	50,000,000	49,979,481	49,992,044	49,995,000
U.S. Treasuries	912828C57	US TREASURY	4/15/2019	3/31/2021		2.25	50,000,000	49,863,281	49,988,925	50,172,000
U.S. Treasuries	9127964P1	TREASURY BILL	10/1/2020	4/1/2021		0.00	50,000,000	49,974,090	49,991,601	49,995,000
U.S. Treasuries	9127964P1	TREASURY BILL	10/1/2020	4/1/2021		0.00	100,000,000	99,946,917	99,982,792	99,990,000
U.S. Treasuries	9127964X4	TREASURY BILL	10/8/2020	4/8/2021		0.00	50,000,000	49,972,826	49,990,146	49,994,000
U.S. Treasuries	9128284G2	US TREASURY	4/9/2019	4/15/2021		2.38	50,000,000	50,013,672	50,001,354	50,228,000
U.S. Treasuries	9128284G2	US TREASURY	12/9/2019	4/15/2021		2.38	50,000,000	50,462,891	50,068,542	50,228,000
U.S. Treasuries	9128284G2	US TREASURY	12/11/2019	4/15/2021		2.38	50,000,000	50,457,031	50,067,950	50,228,000
U.S. Treasuries	912796D97	TREASURY BILL	11/19/2020	4/20/2021		0.00	50,000,000	49,981,844	49,990,683	49,993,500
U.S. Treasuries	9127962Q1	TREASURY BILL	10/22/2020	4/22/2021		0.00	50,000,000	49,973,332	49,988,278	49,993,500
U.S. Treasuries	9127962Q1	TREASURY BILL	1/27/2021	4/22/2021		0.00	50,000,000	49,992,622	49,993,056	49,993,500
U.S. Treasuries	912796F20	TREASURY BILL	11/24/2020	4/27/2021		0.00	50,000,000	49,981,392	49,989,729	49,993,500
U.S. Treasuries	912796F20	TREASURY BILL	12/10/2020	4/27/2021		0.00	50,000,000	49,984,667	49,980,556	49,993,500
U.S. Treasuries	9127964Z9	TREASURY BILL	10/29/2020	4/29/2021		0.00	50,000,000	49,974,596	49,987,856	49,992,500
U.S. Treasuries	9127964Z9	TREASURY BILL	1/28/2021	4/29/2021		0.00	50,000,000	49,989,889	49,990,333	49,992,500
U.S. Treasuries	912796F79	TREASURY BILL	12/1/2020	5/4/2021		0.00	50,000,000	49,981,285	49,988,819	49,988,500
U.S. Treasuries	912796F79	TREASURY BILL	12/2/2020	5/4/2021		0.00	50,000,000	49,981,300	49,988,756	49,988,500
U.S. Treasuries	912796F79	TREASURY BILL	12/29/2020	5/4/2021		0.00	50,000,000	49,983,506	49,987,957	49,988,500
U.S. Treasuries	9127965A3	TREASURY BILL	11/5/2020	5/6/2021		0.00	50,000,000	49,974,722	49,986,944	49,991,000
U.S. Treasuries	9127965A3	TREASURY BILL	11/5/2020	5/6/2021		0.00	50,000,000	49,975,228	49,987,206	49,991,000
U.S. Treasuries	9127965A3	TREASURY BILL	11/5/2020	5/6/2021		0.00	50,000,000	49,976,618	49,987,924	49,991,000
U.S. Treasuries	912796F87	TREASURY BILL	12/9/2020	5/11/2021		0.00	50,000,000	49,982,469	49,988,656	49,993,000
U.S. Treasuries	912796F87	TREASURY BILL	12/10/2020	5/11/2021		0.00	50,000,000	49,982,583	49,988,656	49,993,000
U.S. Treasuries	912796F87	TREASURY BILL	12/14/2020	5/11/2021		0.00	50,000,000	49,983,535	49,988,986	49,993,000
U.S. Treasuries	912796A25	TREASURY BILL	11/12/2020	5/13/2021		0.00	150,000,000	149,916,584	149,953,708	149,968,500
U.S. Treasuries	912796F95	TREASURY BILL	12/16/2020	5/18/2021		0.00	50,000,000	49,981,916	49,987,471	49,989,000
U.S. Treasuries	912796F95	TREASURY BILL	12/15/2020	5/18/2021		0.00	50,000,000	49,982,675	49,988,075	49,989,000
U.S. Treasuries	912796F95	TREASURY BILL	12/17/2020	5/18/2021		0.00	50,000,000	49,981,844	49,987,339	49,989,000
U.S. Treasuries	9127962Y4	TREASURY BILL	10/21/2020	5/20/2021		0.00	50,000,000	49,970,694	49,985,000	49,988,500
U.S. Treasuries	9127962Y4	TREASURY BILL	11/19/2020	5/20/2021		0.00	100,000,000	99,949,444	99,970,000	99,977,000
U.S. Treasuries	912796G29	TREASURY BILL	12/22/2020	5/25/2021		0.00	25,000,000	24,990,803	24,993,251	24,994,500
U.S. Treasuries	912796G29	TREASURY BILL	12/22/2020	5/25/2021		0.00	50,000,000	49,980,750	49,985,875	49,989,000
U.S. Treasuries	912796G29	TREASURY BILL	12/22/2020	5/25/2021		0.00	50,000,000	49,980,322	49,985,561	49,989,000
U.S. Treasuries	912796G37	TREASURY BILL	1/19/2021	6/1/2021		0.00	50,000,000	49,986,146	49,987,500	49,986,000
U.S. Treasuries	912796A41	TREASURY BILL	12/3/2020	6/3/2021		0.00	50,000,000	49,978,009	49,985,258	49,986,500
U.S. Treasuries	912796A41	TREASURY BILL	1/11/2021	6/3/2021		0.00	50,000,000	49,983,913	49,986,275	49,986,500
U.S. Treasuries	912796A41	TREASURY BILL	1/12/2021	6/3/2021		0.00	50,000,000	49,983,236	49,985,597	49,986,500
U.S. Treasuries	912796G86	TREASURY BILL	1/12/2021	6/8/2021		0.00	50,000,000	49,982,135	49,984,566	49,987,500
U.S. Treasuries	912796G86	TREASURY BILL	1/15/2021	6/8/2021		0.00	50,000,000	49,982,960	49,984,972	49,987,500
U.S. Treasuries	912796G86	TREASURY BILL	1/19/2021	6/8/2021		0.00	50,000,000	49,983,472	49,985,007	49,987,500
U.S. Treasuries	912796B24	TREASURY BILL	12/10/2020	6/10/2021		0.00	50,000,000	49,978,514	49,984,771	49,986,000
U.S. Treasuries	912796B24	TREASURY BILL	12/10/2020	6/10/2021		0.00	50,000,000	49,978,261	49,984,592	49,986,000
U.S. Treasuries	912796B24	TREASURY BILL	12/10/2020	6/10/2021		0.00	50,000,000	49,978,009	49,984,413	49,986,000
U.S. Treasuries	9128284T4	US TREASURY	11/26/2019	6/15/2021		2.63	50,000,000	50,732,422	50,173,094	50,465,000
U.S. Treasuries	9128284T4	US TREASURY	11/27/2019	6/15/2021		2.63	50,000,000	50,744,141	50,176,175	50,465,000
U.S. Treasuries	9128284T4	US TREASURY	12/11/2019	6/15/2021		2.63	50,000,000	50,697,266	50,169,264	50,465,000
U.S. Treasuries	9128284T4	US TREASURY	12/18/2019	6/15/2021		2.63	50,000,000	50,714,844	50,175,760	50,465,000
U.S. Treasuries	9128284T4	US TREASURY	11/10/2020	6/15/2021		2.63	50,000,000	50,750,000	50,463,134	50,465,000

# Investment Inventory

## Pooled Fund

Type of Investment	CUSIP	Issuer Name	Settle Date	Maturity		Coupon	Par Value	Book Value	Amortized	Market Value
				Date					Book Value	
U.S. Treasuries	9127963H0	TREASURY BILL	12/17/2020	6/17/2021		0.00	200,000,000	199,914,056	199,935,778	199,944,000
U.S. Treasuries	912796B32	TREASURY BILL	12/24/2020	6/24/2021		0.00	200,000,000	199,909,000	199,928,500	199,938,000
U.S. Treasuries	912796H36	TREASURY BILL	1/27/2021	6/29/2021		0.00	50,000,000	49,985,550	49,986,022	49,986,000
U.S. Treasuries	9128287A2	US TREASURY	11/8/2019	6/30/2021		1.63	50,000,000	49,933,594	49,983,509	50,312,500
U.S. Treasuries	9128287A2	US TREASURY	12/3/2019	6/30/2021		1.63	50,000,000	49,968,750	49,991,902	50,312,500
U.S. Treasuries	9128287A2	US TREASURY	12/9/2019	6/30/2021		1.63	50,000,000	49,978,516	49,994,374	50,312,500
U.S. Treasuries	9128287A2	US TREASURY	10/23/2020	6/30/2021		1.63	50,000,000	50,517,578	50,308,477	50,312,500
U.S. Treasuries	9128287A2	US TREASURY	1/12/2021	6/30/2021		1.63	75,000,000	75,576,533	75,472,685	75,468,750
U.S. Treasuries	912828S27	US TREASURY	8/15/2017	6/30/2021		1.13	25,000,000	24,519,531	24,949,406	25,103,500
U.S. Treasuries	912828S27	US TREASURY	11/5/2020	6/30/2021		1.13	50,000,000	50,332,031	50,208,745	50,207,000
U.S. Treasuries	912796B40	TREASURY BILL	12/31/2020	7/1/2021		0.00	50,000,000	49,975,986	49,980,208	49,983,500
U.S. Treasuries	912796B40	TREASURY BILL	12/31/2020	7/1/2021		0.00	50,000,000	49,975,986	49,980,208	49,983,500
U.S. Treasuries	912796B57	TREASURY BILL	1/14/2021	7/8/2021		0.00	50,000,000	49,978,125	49,980,375	49,984,000
U.S. Treasuries	9127963S6	TREASURY BILL	1/14/2021	7/15/2021		0.00	100,000,000	99,954,500	99,959,000	99,965,000
U.S. Treasuries	912828Y20	US TREASURY	12/12/2019	7/15/2021		2.63	50,000,000	50,728,516	50,625,640	50,312,500
U.S. Treasuries	912796C49	TREASURY BILL	1/26/2021	7/22/2021		0.00	50,000,000	49,979,719	49,980,406	49,983,000
U.S. Treasuries	912796C49	TREASURY BILL	1/21/2021	7/22/2021		0.00	100,000,000	99,951,972	99,954,875	99,966,000
U.S. Treasuries	912796C56	TREASURY BILL	1/28/2021	7/29/2021		0.00	100,000,000	99,957,028	99,957,972	99,959,000
U.S. Treasuries	912828YC8	US TREASURY	12/9/2019	8/31/2021		1.50	50,000,000	49,865,234	49,954,936	50,402,500
U.S. Treasuries	9127964L0	TREASURY BILL	10/29/2020	9/9/2021		0.00	50,000,000	49,951,438	49,966,083	49,975,500
U.S. Treasuries	9127964L0	TREASURY BILL	11/10/2020	9/9/2021		0.00	50,000,000	49,956,865	49,968,681	49,975,500
U.S. Treasuries	9128285A4	US TREASURY	11/19/2020	9/15/2021		2.75	50,000,000	51,328,924	50,815,130	50,820,500
U.S. Treasuries	9128285A4	US TREASURY	12/3/2020	9/15/2021		2.75	50,000,000	51,333,272	50,816,447	50,820,500
U.S. Treasuries	912828T34	US TREASURY	12/11/2019	9/30/2021		1.13	50,000,000	49,498,047	49,816,433	50,340,000
U.S. Treasuries	9127964V8	TREASURY BILL	10/29/2020	10/7/2021		0.00	50,000,000	49,944,977	49,960,217	49,972,500
U.S. Treasuries	9127964V8	TREASURY BILL	10/29/2020	10/7/2021		0.00	50,000,000	49,945,216	49,960,389	49,972,500
U.S. Treasuries	9127964V8	TREASURY BILL	12/3/2020	10/7/2021		0.00	50,000,000	49,960,217	49,967,967	49,972,500
U.S. Treasuries	9128285F3	US TREASURY	10/29/2020	10/15/2021		2.88	50,000,000	51,373,648	50,961,538	50,970,500
U.S. Treasuries	912828T67	US TREASURY	11/10/2016	10/31/2021		1.25	50,000,000	49,574,219	49,936,227	50,422,000
U.S. Treasuries	9127964W6	TREASURY BILL	11/5/2020	11/4/2021		0.00	23,860,000	23,827,431	23,835,305	23,844,491
U.S. Treasuries	9127964W6	TREASURY BILL	11/5/2020	11/4/2021		0.00	50,000,000	49,930,486	49,947,292	49,967,500
U.S. Treasuries	9127964W6	TREASURY BILL	11/10/2020	11/4/2021		0.00	50,000,000	49,940,167	49,954,000	49,967,500
U.S. Treasuries	9127964W6	TREASURY BILL	11/19/2020	11/4/2021		0.00	50,000,000	49,951,389	49,961,667	49,967,500
U.S. Treasuries	912828U65	US TREASURY	12/14/2020	11/30/2021		1.75	50,000,000	50,828,576	50,683,950	50,679,500
U.S. Treasuries	912828U65	US TREASURY	12/13/2016	11/30/2021		1.75	100,000,000	99,312,500	99,885,480	101,359,000
U.S. Treasuries	9127965G0	TREASURY BILL	12/17/2020	12/2/2021		0.00	50,000,000	49,956,250	49,962,000	49,966,000
U.S. Treasuries	9127965G0	TREASURY BILL	12/3/2020	12/2/2021		0.00	100,000,000	99,888,778	99,907,111	99,932,000
U.S. Treasuries	9128285R7	US TREASURY	12/4/2020	12/15/2021		2.63	50,000,000	51,291,016	51,088,436	51,094,000
U.S. Treasuries	9128285R7	US TREASURY	12/8/2020	12/15/2021		2.63	50,000,000	51,281,250	51,091,818	51,094,000
U.S. Treasuries	9128285R7	US TREASURY	12/9/2020	12/15/2021		2.63	50,000,000	51,277,344	51,091,423	51,094,000
U.S. Treasuries	9128285R7	US TREASURY	12/15/2020	12/15/2021		2.63	50,000,000	51,257,813	51,092,402	51,094,000
U.S. Treasuries	912796A90	TREASURY BILL	1/26/2021	12/30/2021		0.00	50,000,000	49,957,703	49,958,454	49,961,500
U.S. Treasuries	912828U81	US TREASURY	11/22/2019	12/31/2021		2.00	50,000,000	50,402,344	50,174,001	50,867,000
U.S. Treasuries	912796C31	TREASURY BILL	1/28/2021	1/27/2022		0.00	100,000,000	99,909,000	99,910,000	99,908,000
U.S. Treasuries	912828Z60	US TREASURY	1/13/2021	1/31/2022		1.38	50,000,000	50,666,016	50,632,976	50,635,000
U.S. Treasuries	912828Z60	US TREASURY	1/15/2021	1/31/2022		1.38	50,000,000	50,664,063	50,634,432	50,635,000
U.S. Treasuries	912828XW5	US TREASURY	8/15/2017	6/30/2022		1.75	25,000,000	24,977,539	24,993,514	25,578,250
U.S. Treasuries	912828S35	US TREASURY	1/9/2020	6/30/2023		1.38	50,000,000	49,605,469	49,726,504	51,472,500
U.S. Treasuries	912828WE6	US TREASURY	12/17/2019	11/15/2023		2.75	50,000,000	51,960,938	51,395,573	53,595,500
<b>Subtotals</b>						<b>0.49</b>	<b>\$ 8,148,860,000</b>	<b>\$ 8,164,115,059</b>	<b>\$ 8,159,435,880</b>	<b>\$ 8,171,572,241</b>

# Investment Inventory

## Pooled Fund

Type of Investment	CUSIP	Issuer Name	Settle Date	Maturity	Coupon	Par Value	Book Value	Amortized	Market Value
				Date				Book Value	
Federal Agencies	3133EJCE7	FEDERAL FARM CREDIT BANK	4/16/2018	2/12/2021	2.35	\$ 50,000,000	\$ 49,673,710	\$ 49,996,525	\$ 50,035,000
Federal Agencies	3137EAE9	FREDDIE MAC	2/16/2018	2/16/2021	2.38	22,000,000	21,941,920	21,999,205	22,021,120
Federal Agencies	313385CB0	FED HOME LN DISCOUNT NT	12/22/2020	2/19/2021	0.00	44,000,000	43,994,231	43,998,240	43,999,120
Federal Agencies	313385CJ3	FED HOME LN DISCOUNT NT	8/28/2020	2/26/2021	0.00	47,000,000	46,972,675	46,996,247	46,998,590
Federal Agencies	3133EKCS3	FEDERAL FARM CREDIT BANK	3/11/2019	3/11/2021	2.55	50,000,000	49,975,000	49,998,700	50,138,000
Federal Agencies	3133EKCS3	FEDERAL FARM CREDIT BANK	3/11/2019	3/11/2021	2.55	50,000,000	49,975,000	49,998,700	50,138,000
Federal Agencies	313385DD5	FED HOME LN DISCOUNT NT	10/13/2020	3/17/2021	0.00	10,000,000	9,994,833	9,998,533	9,999,400
Federal Agencies	3133EKR99	FEDERAL FARM CREDIT BANK	10/3/2019	3/25/2021	0.24	90,000,000	89,982,000	89,998,263	90,016,200
Federal Agencies	3132X0Q53	FARMER MAC	3/29/2018	3/29/2021	2.60	6,350,000	6,343,079	6,349,646	6,375,908
Federal Agencies	3132X0Q53	FARMER MAC	3/29/2018	3/29/2021	2.60	20,450,000	20,427,710	20,448,861	20,533,436
Federal Agencies	3133EKFP6	FEDERAL FARM CREDIT BANK	4/5/2019	4/5/2021	2.23	25,000,000	24,916,500	24,992,804	25,098,750
Federal Agencies	3133EKFP6	FEDERAL FARM CREDIT BANK	4/5/2019	4/5/2021	2.23	25,000,000	24,917,500	24,992,890	25,098,750
Federal Agencies	3133EJNS4	FEDERAL FARM CREDIT BANK	5/22/2018	5/10/2021	2.70	17,700,000	17,653,095	17,695,760	17,829,564
Federal Agencies	313385GB6	FED HOME LN DISCOUNT NT	11/30/2020	5/26/2021	0.00	50,000,000	49,977,875	49,985,750	49,989,000
Federal Agencies	3135G0U35	FANNIE MAE	6/25/2018	6/22/2021	2.75	25,000,000	24,994,250	24,999,258	25,261,250
Federal Agencies	313313HN1	FED FARM CRD DISCOUNT NT	11/12/2020	6/30/2021	0.00	25,000,000	24,982,431	24,988,618	24,991,750
Federal Agencies	313313HP6	FED FARM CRD DISCOUNT NT	12/15/2020	7/1/2021	0.00	50,000,000	49,975,250	49,981,250	49,983,500
Federal Agencies	313385HP4	FED HOME LN DISCOUNT NT	12/10/2020	7/1/2021	0.00	100,000,000	99,949,250	99,962,500	99,967,000
Federal Agencies	313313JY5	FED FARM CRD DISCOUNT NT	12/18/2020	8/3/2021	0.00	50,000,000	49,968,333	49,974,583	49,979,500
Federal Agencies	313313KP2	FED FARM CRD DISCOUNT NT	12/2/2020	8/18/2021	0.00	28,700,000	28,681,417	28,685,794	28,687,372
Federal Agencies	313313KX5	FED FARM CRD DISCOUNT NT	11/25/2020	8/26/2021	0.00	50,000,000	49,961,945	49,971,389	49,977,000
Federal Agencies	313313LE6	FED FARM CRD DISCOUNT NT	11/16/2020	9/2/2021	0.00	10,000,000	9,990,333	9,992,900	9,995,300
Federal Agencies	313313LV8	FED FARM CRD DISCOUNT NT	12/21/2020	9/17/2021	0.00	10,000,000	9,992,500	9,993,667	9,994,900
Federal Agencies	313313MK1	FED FARM CRD DISCOUNT NT	11/18/2020	10/1/2021	0.00	5,000,000	4,994,717	4,995,967	4,997,000
Federal Agencies	3135G0Q89	FANNIE MAE	10/21/2016	10/7/2021	1.38	25,000,000	25,000,000	25,000,000	25,219,750
Federal Agencies	3133EJK24	FEDERAL FARM CREDIT BANK	10/19/2018	10/19/2021	3.00	25,000,000	24,980,900	24,995,469	25,528,500
Federal Agencies	313313NF1	FED FARM CRD DISCOUNT NT	12/21/2020	10/21/2021	0.00	5,000,000	4,995,778	4,996,361	4,996,750
Federal Agencies	313313NF1	FED FARM CRD DISCOUNT NT	11/19/2020	10/21/2021	0.00	16,000,000	15,983,573	15,987,191	15,989,600
Federal Agencies	313313NK0	FED FARM CRD DISCOUNT NT	11/23/2020	10/25/2021	0.00	20,000,000	19,979,467	19,983,744	19,986,800
Federal Agencies	313313NK0	FED FARM CRD DISCOUNT NT	11/30/2020	10/25/2021	0.00	50,000,000	49,949,736	49,959,361	49,967,000
Federal Agencies	3133EGZJ7	FEDERAL FARM CREDIT BANK	10/25/2016	10/25/2021	1.38	14,500,000	14,500,000	14,500,000	14,640,505
Federal Agencies	3133EGZJ7	FEDERAL FARM CREDIT BANK	10/25/2016	10/25/2021	1.38	15,000,000	15,000,000	15,000,000	15,145,350
Federal Agencies	3133ELWS9	FEDERAL FARM CREDIT BANK	4/15/2020	10/25/2021	0.40	50,000,000	49,992,387	49,996,371	50,118,500
Federal Agencies	3133ELWS9	FEDERAL FARM CREDIT BANK	4/15/2020	10/25/2021	0.40	50,000,000	49,992,387	49,996,371	50,118,500
Federal Agencies	313313NM6	FED FARM CRD DISCOUNT NT	12/3/2020	10/27/2021	0.00	30,000,000	29,972,667	29,977,667	29,979,900
Federal Agencies	313313NN4	FED FARM CRD DISCOUNT NT	11/24/2020	10/28/2021	0.00	50,000,000	49,953,056	49,962,639	49,966,500
Federal Agencies	3133EJT74	FEDERAL FARM CREDIT BANK	11/15/2018	11/15/2021	3.05	50,000,000	49,950,000	49,986,907	51,167,500
Federal Agencies	3130AHJY0	FEDERAL HOME LOAN BANK	11/8/2019	11/19/2021	1.63	17,000,000	16,970,930	16,988,599	17,206,720
Federal Agencies	3130AHJY0	FEDERAL HOME LOAN BANK	11/8/2019	11/19/2021	1.63	25,000,000	24,957,250	24,983,234	25,304,000
Federal Agencies	3130AHJY0	FEDERAL HOME LOAN BANK	11/8/2019	11/19/2021	1.63	25,000,000	24,957,250	24,983,234	25,304,000
Federal Agencies	3130AHJY0	FEDERAL HOME LOAN BANK	11/8/2019	11/19/2021	1.63	45,000,000	44,923,050	44,969,822	45,547,200
Federal Agencies	3130AHJY0	FEDERAL HOME LOAN BANK	11/8/2019	11/19/2021	1.63	50,000,000	49,914,500	49,966,468	50,608,000
Federal Agencies	313313QA9	FED FARM CRD DISCOUNT NT	12/22/2020	12/3/2021	0.00	15,000,000	14,985,583	14,987,292	14,988,600
Federal Agencies	313313QL5	FED FARM CRD DISCOUNT NT	12/30/2020	12/13/2021	0.00	50,000,000	49,946,833	49,951,875	49,965,000
Federal Agencies	3133EJ3B3	FEDERAL FARM CREDIT BANK	3/19/2020	12/17/2021	2.80	19,000,000	19,677,730	19,338,865	19,452,010
Federal Agencies	3133EJ3B3	FEDERAL FARM CREDIT BANK	12/17/2018	12/17/2021	2.80	25,000,000	24,974,250	24,992,505	25,594,750
Federal Agencies	3133EJ3B3	FEDERAL FARM CREDIT BANK	12/17/2018	12/17/2021	2.80	25,000,000	24,974,250	24,992,505	25,594,750
Federal Agencies	3133EJ3B3	FEDERAL FARM CREDIT BANK	12/17/2018	12/17/2021	2.80	25,000,000	24,964,250	24,989,595	25,594,750
Federal Agencies	3130AHSR5	FEDERAL HOME LOAN BANK	12/20/2019	12/20/2021	1.63	22,500,000	22,475,700	22,489,296	22,803,750



# Investment Inventory

## Pooled Fund

Type of Investment	CUSIP	Issuer Name	Settle Date	Maturity		Coupon	Par Value	Book Value	Amortized	Market Value
				Date					Book Value	
Federal Agencies	3133EMLW0	FEDERAL FARM CREDIT BANK	1/20/2021	12/29/2021		0.09	62,500,000	62,493,745	62,490,797	62,483,750
Federal Agencies	3133ELTN4	FEDERAL FARM CREDIT BANK	3/18/2020	1/18/2022		0.53	50,000,000	49,886,500	49,940,628	50,198,000
Federal Agencies	3133ELTN4	FEDERAL FARM CREDIT BANK	3/23/2020	1/18/2022		0.53	63,450,000	63,289,472	63,365,397	63,701,262
Federal Agencies	3133ELKN3	FEDERAL FARM CREDIT BANK	1/28/2020	1/28/2022		1.55	100,000,000	99,992,000	99,996,049	101,456,000
Federal Agencies	3133EKAK2	FEDERAL FARM CREDIT BANK	2/19/2019	2/14/2022		2.53	20,700,000	20,682,612	20,693,976	21,216,879
Federal Agencies	3133EKBV7	FEDERAL FARM CREDIT BANK	3/1/2019	3/1/2022		2.55	10,000,000	9,997,186	9,998,991	10,261,700
Federal Agencies	313378WG2	FEDERAL HOME LOAN BANK	4/5/2019	3/11/2022		2.50	17,780,000	17,848,986	17,805,958	18,249,214
Federal Agencies	313378WG2	FEDERAL HOME LOAN BANK	4/5/2019	3/11/2022		2.50	40,000,000	40,158,360	40,059,588	41,055,600
Federal Agencies	3133EKDC7	FEDERAL FARM CREDIT BANK	4/8/2019	3/14/2022		2.47	26,145,000	26,226,050	26,175,725	26,831,306
Federal Agencies	3133EKDC7	FEDERAL FARM CREDIT BANK	4/8/2019	3/14/2022		2.47	45,500,000	45,634,680	45,551,055	46,694,375
Federal Agencies	3133ELUQ5	FEDERAL FARM CREDIT BANK	3/25/2020	3/25/2022		0.70	25,000,000	24,999,000	24,999,429	25,159,750
Federal Agencies	3133ELUQ5	FEDERAL FARM CREDIT BANK	3/25/2020	3/25/2022		0.70	25,000,000	24,993,000	24,996,001	25,159,750
Federal Agencies	3133ELUQ5	FEDERAL FARM CREDIT BANK	3/25/2020	3/25/2022		0.70	25,000,000	24,996,000	24,997,715	25,159,750
Federal Agencies	3133ELUQ5	FEDERAL FARM CREDIT BANK	3/25/2020	3/25/2022		0.70	25,000,000	24,983,250	24,990,432	25,159,750
Federal Agencies	3135G0T45	FANNIE MAE	6/6/2017	4/5/2022		1.88	25,000,000	25,072,250	25,017,530	25,523,750
Federal Agencies	3135G0V59	FANNIE MAE	4/12/2019	4/12/2022		2.25	25,000,000	24,918,000	24,967,454	25,663,250
Federal Agencies	3135G0V59	FANNIE MAE	4/12/2019	4/12/2022		2.25	50,000,000	49,836,000	49,934,909	51,326,500
Federal Agencies	3135G0V59	FANNIE MAE	4/12/2019	4/12/2022		2.25	50,000,000	49,836,000	49,934,909	51,326,500
Federal Agencies	3133EKHB5	FEDERAL FARM CREDIT BANK	4/18/2019	4/18/2022		2.35	50,000,000	49,969,500	49,987,728	51,345,500
Federal Agencies	3133EKLK5	FEDERAL FARM CREDIT BANK	5/16/2019	5/16/2022		2.25	25,000,000	24,949,250	24,978,283	25,682,000
Federal Agencies	3133EKLK5	FEDERAL FARM CREDIT BANK	5/16/2019	5/16/2022		2.25	35,000,000	34,928,950	34,969,596	35,954,800
Federal Agencies	3133EHLK7	FEDERAL FARM CREDIT BANK	6/6/2017	6/2/2022		1.88	50,000,000	50,059,250	50,015,804	51,155,500
Federal Agencies	3133EHLK7	FEDERAL FARM CREDIT BANK	6/9/2017	6/2/2022		1.88	50,000,000	49,997,500	49,999,332	51,155,500
Federal Agencies	3133ELDK7	FEDERAL FARM CREDIT BANK	12/16/2019	6/15/2022		1.63	20,000,000	19,998,940	19,999,420	20,408,000
Federal Agencies	3133ELDK7	FEDERAL FARM CREDIT BANK	12/16/2019	6/15/2022		1.63	25,000,000	24,998,676	24,999,275	25,510,000
Federal Agencies	3133ELDK7	FEDERAL FARM CREDIT BANK	12/16/2019	6/15/2022		1.63	25,000,000	24,998,676	24,999,275	25,510,000
Federal Agencies	3133EHZP1	FEDERAL FARM CREDIT BANK	3/18/2020	9/20/2022		1.85	25,000,000	25,718,750	25,467,658	25,705,500
Federal Agencies	3133ELVL5	FEDERAL FARM CREDIT BANK	4/3/2020	10/3/2022		0.70	40,000,000	39,990,000	39,993,330	40,384,000
Federal Agencies	3133ELJH8	FEDERAL FARM CREDIT BANK	3/25/2020	1/23/2023		1.60	10,140,000	10,384,141	10,310,237	10,431,221
Federal Agencies	3133ELNE0	FEDERAL FARM CREDIT BANK	3/18/2020	2/14/2024		1.43	20,495,000	20,950,604	20,848,508	21,235,484
Federal Agencies	3133ELCP7	FEDERAL FARM CREDIT BANK	12/3/2019	12/3/2024		1.63	25,000,000	24,960,000	24,969,327	26,232,250
Federal Agencies	3137EAEP0	FREDDIE MAC	2/14/2020	2/12/2025		1.50	5,000,000	4,996,150	4,996,895	5,229,700
Federal Agencies	3137EAEP0	FREDDIE MAC	2/14/2020	2/12/2025		1.50	5,000,000	4,996,150	4,996,895	5,229,700
Federal Agencies	3137EAEP0	FREDDIE MAC	2/14/2020	2/12/2025		1.50	5,000,000	4,996,150	4,996,895	5,229,700
Federal Agencies	3137EAEP0	FREDDIE MAC	2/14/2020	2/12/2025		1.50	15,000,000	14,988,450	14,990,684	15,689,100
Federal Agencies	3137EAEP0	FREDDIE MAC	2/14/2020	2/12/2025		1.50	50,000,000	49,961,500	49,968,947	52,297,000
Federal Agencies	3133ELQY3	FEDERAL FARM CREDIT BANK	3/23/2020	3/3/2025		1.21	16,000,000	15,990,720	15,992,339	16,502,560
Federal Agencies	3133ELQY3	FEDERAL FARM CREDIT BANK	3/23/2020	3/3/2025		1.21	24,000,000	23,964,240	23,970,477	24,753,840
<b>Subtotals</b>						<b>1.27</b>	<b>\$ 2,811,910,000</b>	<b>\$ 2,811,847,765</b>	<b>\$ 2,812,338,871</b>	<b>\$ 2,845,162,537</b>

# Investment Inventory

## Pooled Fund

Type of Investment	CUSIP	Issuer Name	Settle Date	Maturity Date	Coupon	Par Value	Book Value	Amortized Book Value	Market Value
State/Local Agencies	13063DGA0	CALIFORNIA ST	4/25/2018	4/1/2021	2.80	\$ 33,000,000	\$ 33,001,320	\$ 33,000,073	\$ 33,141,570
State/Local Agencies	13066YTY5	CALIFORNIA ST DEPT OF WTR RES	2/6/2017	5/1/2021	1.71	21,967,414	21,595,725	21,946,003	22,048,474
State/Local Agencies	91412GF59	UNIV OF CALIFORNIA CA REVENUE	8/9/2016	5/15/2021	1.91	1,769,000	1,810,695	1,771,468	1,771,636
<b>Subtotals</b>					<b>2.35</b>	<b>\$ 56,736,414</b>	<b>\$ 56,407,741</b>	<b>\$ 56,717,544</b>	<b>\$ 56,961,680</b>
Public Time Deposits	PPE20ZJV4	BANK OF SAN FRANCISCO	9/21/2020	3/22/2021	0.16	\$ 10,000,000	\$ 10,000,000	\$ 10,000,000	\$ 10,000,000
Public Time Deposits	PPEF10AD0	BRIDGE BANK	9/21/2020	3/22/2021	0.16	10,000,000	10,000,000	10,000,000	10,000,000
Public Time Deposits	PPE91C5A0	BANK OF SAN FRANCISCO	12/7/2020	6/7/2021	0.20	10,000,000	10,000,000	10,000,000	10,000,000
Public Time Deposits	PPE51K841	BRIDGE BANK	12/23/2020	6/21/2021	0.20	10,000,000	10,000,000	10,000,000	10,000,000
<b>Subtotals</b>					<b>0.18</b>	<b>\$ 40,000,000</b>	<b>\$ 40,000,000</b>	<b>\$ 40,000,000</b>	<b>\$ 40,000,000</b>
Negotiable CDs	06367BJF7	BANK OF MONTREAL CHICAGO	3/10/2020	3/1/2021	0.52	\$ 100,000,000	\$ 100,000,000	\$ 100,000,000	\$ 100,040,815
Negotiable CDs	78012UTJ4	ROYAL BANK OF CANADA NY	3/12/2020	3/15/2021	0.88	100,000,000	100,000,000	100,000,000	100,103,307
<b>Subtotals</b>					<b>0.70</b>	<b>\$ 200,000,000</b>	<b>\$ 200,000,000</b>	<b>\$ 200,000,000</b>	<b>\$ 200,144,122</b>
Money Market Funds	262006208	DREYFUS GOVERN CASH MGMT-I	1/29/2021	2/1/2021	0.03	\$ 331,610,035	\$ 331,610,035	\$ 331,610,035	\$ 331,610,035
Money Market Funds	608919718	FEDERATED GOVERNMENT OBL-PF	1/29/2021	2/1/2021	0.01	126,060,043	126,060,043	126,060,043	126,060,043
Money Market Funds	09248U718	BLACKROCK LIQ INST GOV FUND	1/29/2021	2/1/2021	0.02	10,545,333	10,545,333	10,545,333	10,545,333
Money Market Funds	31607A703	FIDELITY INST GOV FUND	1/29/2021	2/1/2021	0.01	605,336,524	605,336,524	605,336,524	605,336,524
Money Market Funds	61747C707	MORGAN STANLEY INST GOVT FUND	1/29/2021	2/1/2021	0.03	11,385,364	11,385,364	11,385,364	11,385,364
<b>Subtotals</b>					<b>0.02</b>	<b>\$ 1,084,937,298</b>	<b>\$ 1,084,937,298</b>	<b>\$ 1,084,937,298</b>	<b>\$ 1,084,937,298</b>
Supranationals	4581X0DB1	INTER-AMERICAN DEVEL BK	4/19/2018	4/19/2021	2.63	\$ 45,000,000	\$ 44,901,000	\$ 44,993,045	\$ 45,229,950
Supranationals	4581X0DB1	INTER-AMERICAN DEVEL BK	5/16/2018	4/19/2021	2.63	50,000,000	49,693,972	49,977,957	50,255,500
Supranationals	45818LGB0	IADB DISCOUNT NOTE	1/21/2021	5/26/2021	0.00	30,000,000	29,989,583	29,990,500	29,993,400
Supranationals	459515HP0	INTL FINANCE CORP DISC	11/23/2020	7/1/2021	0.00	20,000,000	19,989,000	19,992,500	19,993,400
Supranationals	459515HP0	INTL FINANCE CORP DISC	11/17/2020	7/1/2021	0.00	35,000,000	34,978,028	34,985,417	34,988,450
Supranationals	459515HP0	INTL FINANCE CORP DISC	11/24/2020	7/1/2021	0.00	45,000,000	44,975,363	44,983,125	44,985,150
Supranationals	45950KCJ7	INTERNATIONAL FINANCE CORP	5/23/2018	7/20/2021	1.13	12,135,000	11,496,942	12,041,558	12,189,486
Supranationals	459058GH0	INTL BK RECON & DEVELOP	7/25/2018	7/23/2021	2.75	50,000,000	49,883,000	49,981,605	50,620,500
<b>Subtotals</b>					<b>1.40</b>	<b>\$ 287,135,000</b>	<b>\$ 285,906,887</b>	<b>\$ 286,945,706</b>	<b>\$ 288,255,836</b>
<b>Grand Totals</b>					<b>0.65</b>	<b>\$ 12,629,578,712</b>	<b>\$ 12,643,214,750</b>	<b>\$ 12,640,375,299</b>	<b>\$ 12,687,033,714</b>

# Monthly Investment Earnings

## Pooled Fund

For month ended January 31, 2021

Type of Investment	CUSIP	Issuer Name	Par Value	Coupon	YTM <sup>1</sup>	Settle Date	Maturity		Earned Interest	Amort.		Realized		Earned Income		
							Date			Expense	Gain/(Loss)	/Net Earnings				
U.S. Treasuries	912796A58	TREASURY BILL	\$	-	0.00	0.10	8/4/20	1/5/21	\$	-	\$	544	\$	-	\$	544
U.S. Treasuries	912796A58	TREASURY BILL		-	0.00	0.10	8/4/20	1/5/21		-		561		-		561
U.S. Treasuries	912796A58	TREASURY BILL		-	0.00	0.08	11/17/20	1/5/21		-		456		-		456
U.S. Treasuries	9127963T4	TREASURY BILL		-	0.00	0.08	10/29/20	1/7/21		-		688		-		688
U.S. Treasuries	9127963T4	TREASURY BILL		-	0.00	0.07	12/8/20	1/7/21		-		588		-		588
U.S. Treasuries	9127963T4	TREASURY BILL		-	0.00	0.05	1/6/21	1/7/21		-		28		-		28
U.S. Treasuries	912796A66	TREASURY BILL		-	0.00	0.11	8/11/20	1/12/21		-		806		-		806
U.S. Treasuries	912796A66	TREASURY BILL		-	0.00	0.11	8/11/20	1/12/21		-		833		-		833
U.S. Treasuries	912796A66	TREASURY BILL		-	0.00	0.10	8/27/20	1/12/21		-		1,558		-		1,558
U.S. Treasuries	912796A66	TREASURY BILL		-	0.00	0.09	9/29/20	1/12/21		-		688		-		688
U.S. Treasuries	912796A66	TREASURY BILL		-	0.00	0.06	1/7/21	1/12/21		-		208		-		208
U.S. Treasuries	912796A66	TREASURY BILL		-	0.00	0.06	1/8/21	1/12/21		-		208		-		208
U.S. Treasuries	912796A66	TREASURY BILL		-	0.00	0.05	1/11/21	1/12/21		-		74		-		74
U.S. Treasuries	912796A66	TREASURY BILL		-	0.00	0.06	1/11/21	1/12/21		-		50		-		50
U.S. Treasuries	9127963U1	TREASURY BILL		-	0.00	0.15	7/16/20	1/14/21		-		2,618		-		2,618
U.S. Treasuries	9127963U1	TREASURY BILL		-	0.00	0.10	8/31/20	1/14/21		-		917		-		917
U.S. Treasuries	9127963U1	TREASURY BILL		-	0.00	0.10	10/15/20	1/14/21		-		867		-		867
U.S. Treasuries	9127963U1	TREASURY BILL		-	0.00	0.07	12/8/20	1/14/21		-		1,264		-		1,264
U.S. Treasuries	9127963U1	TREASURY BILL		-	0.00	0.07	1/13/21	1/14/21		-		45		-		45
U.S. Treasuries	9128283Q1	US TREASURY		-	2.00	2.57	3/4/19	1/15/21	38,043		10,529		-			48,573
U.S. Treasuries	9128283Q1	US TREASURY		-	2.00	1.63	11/18/19	1/15/21	38,043		(6,965)		-			31,079
U.S. Treasuries	9128283Q1	US TREASURY		-	2.00	1.63	11/22/19	1/15/21	38,043		(6,966)		-			31,077
U.S. Treasuries	9128283Q1	US TREASURY		-	2.00	1.68	12/3/19	1/15/21	38,043		(6,017)		-			32,027
U.S. Treasuries	912796A74	TREASURY BILL		-	0.00	0.12	8/18/20	1/19/21		-		1,447		-		1,447
U.S. Treasuries	912796A74	TREASURY BILL		-	0.00	0.10	8/26/20	1/19/21		-		1,270		-		1,270
U.S. Treasuries	912796A74	TREASURY BILL		-	0.00	0.10	8/27/20	1/19/21		-		2,550		-		2,550
U.S. Treasuries	912796A74	TREASURY BILL		-	0.00	0.07	11/24/20	1/19/21		-		3,500		-		3,500
U.S. Treasuries	912796A74	TREASURY BILL		-	0.00	0.06	1/14/21	1/19/21		-		153		-		153
U.S. Treasuries	9127963V9	TREASURY BILL		-	0.00	0.13	7/24/20	1/21/21		-		1,750		-		1,750
U.S. Treasuries	9127963V9	TREASURY BILL		-	0.00	0.13	7/27/20	1/21/21		-		1,750		-		1,750
U.S. Treasuries	9127963V9	TREASURY BILL		-	0.00	0.12	7/28/20	1/21/21		-		1,681		-		1,681
U.S. Treasuries	9127963V9	TREASURY BILL		-	0.00	0.07	12/15/20	1/21/21		-		1,845		-		1,845
U.S. Treasuries	912796A82	TREASURY BILL		-	0.00	0.12	8/25/20	1/26/21		-		3,993		-		3,993
U.S. Treasuries	912796A82	TREASURY BILL		-	0.00	0.11	8/25/20	1/26/21		-		3,906		-		3,906
U.S. Treasuries	912796A82	TREASURY BILL		-	0.00	0.10	10/13/20	1/26/21		-		3,563		-		3,563
U.S. Treasuries	912796UC1	TREASURY BILL		-	0.00	0.08	12/17/20	1/28/21		-		2,814		-		2,814
U.S. Treasuries	912796UC1	TREASURY BILL		-	0.00	0.08	12/17/20	1/28/21		-		3,038		-		3,038
U.S. Treasuries	912796B65	TREASURY BILL	50,000,000		0.00	0.11	9/1/20	2/2/21		-		4,779		-		4,779
U.S. Treasuries	912796B65	TREASURY BILL	50,000,000		0.00	0.12	9/4/20	2/2/21		-		4,951		-		4,951
U.S. Treasuries	912796B65	TREASURY BILL	50,000,000		0.00	0.11	10/15/20	2/2/21		-		4,521		-		4,521
U.S. Treasuries	9127963W7	TREASURY BILL	25,000,000		0.00	0.11	8/10/20	2/4/21		-		2,390		-		2,390
U.S. Treasuries	9127963W7	TREASURY BILL	25,000,000		0.00	0.12	8/18/20	2/4/21		-		2,476		-		2,476
U.S. Treasuries	9127963W7	TREASURY BILL	50,000,000		0.00	0.11	8/6/20	2/4/21		-		4,521		-		4,521
U.S. Treasuries	9127963W7	TREASURY BILL	50,000,000		0.00	0.05	1/25/21	2/4/21		-		486		-		486
U.S. Treasuries	912796B73	TREASURY BILL	50,000,000		0.00	0.12	9/8/20	2/9/21		-		5,059		-		5,059
U.S. Treasuries	912796B73	TREASURY BILL	50,000,000		0.00	0.10	9/29/20	2/9/21		-		4,090		-		4,090
U.S. Treasuries	912796B73	TREASURY BILL	50,000,000		0.00	0.05	1/21/21	2/9/21		-		726		-		726
U.S. Treasuries	9127964C0	TREASURY BILL	25,000,000		0.00	0.11	8/24/20	2/11/21		-		2,260		-		2,260
U.S. Treasuries	9127964C0	TREASURY BILL	25,000,000		0.00	0.09	9/28/20	2/11/21		-		1,959		-		1,959
U.S. Treasuries	9127964C0	TREASURY BILL	50,000,000		0.00	0.12	8/13/20	2/11/21		-		5,167		-		5,167
U.S. Treasuries	912796B81	TREASURY BILL	50,000,000		0.00	0.09	11/4/20	2/16/21		-		3,897		-		3,897
U.S. Treasuries	912796B81	TREASURY BILL	50,000,000		0.00	0.05	1/26/21	2/16/21		-		375		-		375
U.S. Treasuries	9127964D8	TREASURY BILL	25,000,000		0.00	0.11	8/24/20	2/18/21		-		2,411		-		2,411

# Monthly Investment Earnings

## Pooled Fund

Type of Investment	CUSIP	Issuer Name	Par Value	Coupon	YTM <sup>1</sup>	Settle Date	Maturity Date	Earned Interest	Amort. Expense	Realized Gain/(Loss)	Earned Income /Net Earnings
U.S. Treasuries	9127964D8	TREASURY BILL	25,000,000	0.00	0.10	8/31/20	2/18/21	-	2,250	-	2,250
U.S. Treasuries	9127964D8	TREASURY BILL	50,000,000	0.00	0.12	8/20/20	2/18/21	-	5,167	-	5,167
U.S. Treasuries	912796B99	TREASURY BILL	50,000,000	0.00	0.11	9/22/20	2/23/21	-	4,628	-	4,628
U.S. Treasuries	912796B99	TREASURY BILL	50,000,000	0.00	0.10	9/22/20	2/23/21	-	4,138	-	4,138
U.S. Treasuries	912796B99	TREASURY BILL	50,000,000	0.00	0.10	9/30/20	2/23/21	-	4,112	-	4,112
U.S. Treasuries	912796B99	TREASURY BILL	50,000,000	0.00	0.10	10/20/20	2/23/21	-	4,392	-	4,392
U.S. Treasuries	912796XE4	TREASURY BILL	50,000,000	0.00	0.11	8/27/20	2/25/21	-	4,779	-	4,779
U.S. Treasuries	912796XE4	TREASURY BILL	50,000,000	0.00	0.10	9/21/20	2/25/21	-	4,373	-	4,373
U.S. Treasuries	912796XE4	TREASURY BILL	100,000,000	0.00	0.12	8/27/20	2/25/21	-	10,333	-	10,333
U.S. Treasuries	912796C23	TREASURY BILL	25,000,000	0.00	0.10	9/30/20	3/2/21	-	2,056	-	2,056
U.S. Treasuries	912796C23	TREASURY BILL	25,000,000	0.00	0.10	9/30/20	3/2/21	-	2,099	-	2,099
U.S. Treasuries	912796C23	TREASURY BILL	50,000,000	0.00	0.10	9/29/20	3/2/21	-	4,349	-	4,349
U.S. Treasuries	912796C23	TREASURY BILL	50,000,000	0.00	0.11	9/29/20	3/2/21	-	4,521	-	4,521
U.S. Treasuries	9127964F3	TREASURY BILL	25,000,000	0.00	0.11	9/4/20	3/4/21	-	2,390	-	2,390
U.S. Treasuries	9127964F3	TREASURY BILL	150,000,000	0.00	0.12	9/3/20	3/4/21	-	14,854	-	14,854
U.S. Treasuries	912796C72	TREASURY BILL	50,000,000	0.00	0.10	10/15/20	3/9/21	-	4,306	-	4,306
U.S. Treasuries	912796C72	TREASURY BILL	50,000,000	0.00	0.10	10/15/20	3/9/21	-	4,306	-	4,306
U.S. Treasuries	912796C72	TREASURY BILL	50,000,000	0.00	0.08	12/17/20	3/9/21	-	3,337	-	3,337
U.S. Treasuries	9127964M8	TREASURY BILL	100,000,000	0.00	0.13	9/10/20	3/11/21	-	10,764	-	10,764
U.S. Treasuries	9128284B3	US TREASURY	50,000,000	2.38	1.64	11/22/19	3/15/21	101,692	(30,589)	-	71,103
U.S. Treasuries	9128284B3	US TREASURY	50,000,000	2.38	1.66	12/6/19	3/15/21	101,692	(29,948)	-	71,744
U.S. Treasuries	912796C80	TREASURY BILL	50,000,000	0.00	0.11	10/13/20	3/16/21	-	4,740	-	4,740
U.S. Treasuries	912796C80	TREASURY BILL	50,000,000	0.00	0.11	10/13/20	3/16/21	-	4,844	-	4,844
U.S. Treasuries	912796C80	TREASURY BILL	50,000,000	0.00	0.11	10/15/20	3/16/21	-	4,865	-	4,865
U.S. Treasuries	9127964N6	TREASURY BILL	50,000,000	0.00	0.11	9/17/20	3/18/21	-	4,736	-	4,736
U.S. Treasuries	9127964N6	TREASURY BILL	100,000,000	0.00	0.12	9/17/20	3/18/21	-	10,333	-	10,333
U.S. Treasuries	912796C98	TREASURY BILL	50,000,000	0.00	0.11	10/20/20	3/23/21	-	4,844	-	4,844
U.S. Treasuries	912796C98	TREASURY BILL	50,000,000	0.00	0.11	10/20/20	3/23/21	-	4,801	-	4,801
U.S. Treasuries	912796C98	TREASURY BILL	50,000,000	0.00	0.10	10/22/20	3/23/21	-	4,413	-	4,413
U.S. Treasuries	9127962F5	TREASURY BILL	25,000,000	0.00	0.10	9/24/20	3/25/21	-	2,196	-	2,196
U.S. Treasuries	9127962F5	TREASURY BILL	25,000,000	0.00	0.10	9/24/20	3/25/21	-	2,187	-	2,187
U.S. Treasuries	9127962F5	TREASURY BILL	50,000,000	0.00	0.09	11/30/20	3/25/21	-	3,724	-	3,724
U.S. Treasuries	9127962F5	TREASURY BILL	100,000,000	0.00	0.11	9/24/20	3/25/21	-	9,042	-	9,042
U.S. Treasuries	912796D22	TREASURY BILL	50,000,000	0.00	0.10	10/27/20	3/30/21	-	4,349	-	4,349
U.S. Treasuries	912796D22	TREASURY BILL	50,000,000	0.00	0.10	10/27/20	3/30/21	-	4,413	-	4,413
U.S. Treasuries	912796D22	TREASURY BILL	50,000,000	0.00	0.10	11/3/20	3/30/21	-	4,327	-	4,327
U.S. Treasuries	912828C57	US TREASURY	50,000,000	2.25	2.39	4/15/19	3/31/21	95,810	5,919	-	101,730
U.S. Treasuries	9127964P1	TREASURY BILL	50,000,000	0.00	0.10	10/1/20	4/1/21	-	4,413	-	4,413
U.S. Treasuries	9127964P1	TREASURY BILL	100,000,000	0.00	0.11	10/1/20	4/1/21	-	9,042	-	9,042
U.S. Treasuries	9127964X4	TREASURY BILL	50,000,000	0.00	0.11	10/8/20	4/8/21	-	4,628	-	4,628
U.S. Treasuries	9128284G2	US TREASURY	50,000,000	2.38	2.36	4/9/19	4/15/21	101,133	(575)	-	100,558
U.S. Treasuries	9128284G2	US TREASURY	50,000,000	2.38	1.68	12/9/19	4/15/21	101,133	(29,107)	-	72,027
U.S. Treasuries	9128284G2	US TREASURY	50,000,000	2.38	1.68	12/11/19	4/15/21	101,133	(28,855)	-	72,278
U.S. Treasuries	912796D97	TREASURY BILL	50,000,000	0.00	0.09	11/19/20	4/20/21	-	3,703	-	3,703
U.S. Treasuries	9127962Q1	TREASURY BILL	50,000,000	0.00	0.11	10/22/20	4/22/21	-	4,542	-	4,542
U.S. Treasuries	9127962Q1	TREASURY BILL	50,000,000	0.00	0.06	1/27/21	4/22/21	-	434	-	434
U.S. Treasuries	912796F20	TREASURY BILL	50,000,000	0.00	0.09	11/24/20	4/27/21	-	3,746	-	3,746
U.S. Treasuries	912796F20	TREASURY BILL	50,000,000	0.00	0.08	12/10/20	4/27/21	-	3,444	-	3,444
U.S. Treasuries	9127964Z9	TREASURY BILL	50,000,000	0.00	0.10	10/29/20	4/29/21	-	4,327	-	4,327
U.S. Treasuries	9127964Z9	TREASURY BILL	50,000,000	0.00	0.08	1/28/21	4/29/21	-	444	-	444
U.S. Treasuries	912796F79	TREASURY BILL	50,000,000	0.00	0.09	12/1/20	5/4/21	-	3,767	-	3,767
U.S. Treasuries	912796F79	TREASURY BILL	50,000,000	0.00	0.09	12/2/20	5/4/21	-	3,789	-	3,789
U.S. Treasuries	912796F79	TREASURY BILL	50,000,000	0.00	0.09	12/29/20	5/4/21	-	4,058	-	4,058
U.S. Treasuries	9127965A3	TREASURY BILL	50,000,000	0.00	0.10	11/5/20	5/6/21	-	4,306	-	4,306



# Monthly Investment Earnings

## Pooled Fund

Type of Investment	CUSIP	Issuer Name	Par Value	Coupon	YTM <sup>1</sup>	Settle Date	Maturity Date	Earned Interest	Amort. Expense	Realized Gain/(Loss)	Earned Income /Net Earnings
U.S. Treasuries	9127965A3	TREASURY BILL	50,000,000	0.00	0.10	11/5/20	5/6/21	-	4,219	-	4,219
U.S. Treasuries	9127965A3	TREASURY BILL	50,000,000	0.00	0.09	11/5/20	5/6/21	-	3,983	-	3,983
U.S. Treasuries	912796F87	TREASURY BILL	50,000,000	0.00	0.08	12/9/20	5/11/21	-	3,552	-	3,552
U.S. Treasuries	912796F87	TREASURY BILL	50,000,000	0.00	0.08	12/10/20	5/11/21	-	3,552	-	3,552
U.S. Treasuries	912796F87	TREASURY BILL	50,000,000	0.00	0.08	12/14/20	5/11/21	-	3,449	-	3,449
U.S. Treasuries	912796A25	TREASURY BILL	150,000,000	0.00	0.11	11/12/20	5/13/21	-	14,208	-	14,208
U.S. Treasuries	912796F95	TREASURY BILL	50,000,000	0.00	0.09	12/16/20	5/18/21	-	3,664	-	3,664
U.S. Treasuries	912796F95	TREASURY BILL	50,000,000	0.00	0.08	12/15/20	5/18/21	-	3,488	-	3,488
U.S. Treasuries	912796F95	TREASURY BILL	50,000,000	0.00	0.09	12/17/20	5/18/21	-	3,703	-	3,703
U.S. Treasuries	9127962Y4	TREASURY BILL	50,000,000	0.00	0.10	10/21/20	5/20/21	-	4,306	-	4,306
U.S. Treasuries	9127962Y4	TREASURY BILL	100,000,000	0.00	0.10	11/19/20	5/20/21	-	8,611	-	8,611
U.S. Treasuries	912796G29	TREASURY BILL	25,000,000	0.00	0.09	12/22/20	5/25/21	-	1,851	-	1,851
U.S. Treasuries	912796G29	TREASURY BILL	50,000,000	0.00	0.09	12/22/20	5/25/21	-	3,875	-	3,875
U.S. Treasuries	912796G29	TREASURY BILL	50,000,000	0.00	0.09	12/22/20	5/25/21	-	3,961	-	3,961
U.S. Treasuries	912796G37	TREASURY BILL	50,000,000	0.00	0.08	1/19/21	6/1/21	-	1,354	-	1,354
U.S. Treasuries	912796A41	TREASURY BILL	50,000,000	0.00	0.09	12/3/20	6/3/21	-	3,746	-	3,746
U.S. Treasuries	912796A41	TREASURY BILL	50,000,000	0.00	0.08	1/11/21	6/3/21	-	2,363	-	2,363
U.S. Treasuries	912796A41	TREASURY BILL	50,000,000	0.00	0.09	1/12/21	6/3/21	-	2,361	-	2,361
U.S. Treasuries	912796G86	TREASURY BILL	50,000,000	0.00	0.09	1/12/21	6/8/21	-	2,431	-	2,431
U.S. Treasuries	912796G86	TREASURY BILL	50,000,000	0.00	0.09	1/15/21	6/8/21	-	2,012	-	2,012
U.S. Treasuries	912796G86	TREASURY BILL	50,000,000	0.00	0.09	1/19/21	6/8/21	-	1,535	-	1,535
U.S. Treasuries	912796B24	TREASURY BILL	50,000,000	0.00	0.09	12/10/20	6/10/21	-	3,660	-	3,660
U.S. Treasuries	912796B24	TREASURY BILL	50,000,000	0.00	0.09	12/10/20	6/10/21	-	3,703	-	3,703
U.S. Treasuries	912796B24	TREASURY BILL	50,000,000	0.00	0.09	12/10/20	6/10/21	-	3,746	-	3,746
U.S. Treasuries	9128284T4	US TREASURY	50,000,000	2.63	1.66	11/26/19	6/15/21	111,779	(40,044)	-	71,735
U.S. Treasuries	9128284T4	US TREASURY	50,000,000	2.63	1.65	11/27/19	6/15/21	111,779	(40,757)	-	71,022
U.S. Treasuries	9128284T4	US TREASURY	50,000,000	2.63	1.69	12/11/19	6/15/21	111,779	(39,158)	-	72,621
U.S. Treasuries	9128284T4	US TREASURY	50,000,000	2.63	1.65	12/18/19	6/15/21	111,779	(40,661)	-	71,118
U.S. Treasuries	9128284T4	US TREASURY	50,000,000	2.63	0.11	11/10/20	6/15/21	111,779	(107,143)	-	4,636
U.S. Treasuries	9127963H0	TREASURY BILL	200,000,000	0.00	0.09	12/17/20	6/17/21	-	14,639	-	14,639
U.S. Treasuries	912796B32	TREASURY BILL	200,000,000	0.00	0.09	12/24/20	6/24/21	-	15,500	-	15,500
U.S. Treasuries	912796H36	TREASURY BILL	50,000,000	0.00	0.07	1/27/21	6/29/21	-	472	-	472
U.S. Treasuries	9128287A2	US TREASURY	50,000,000	1.63	1.71	11/8/19	6/30/21	69,579	3,431	-	73,010
U.S. Treasuries	9128287A2	US TREASURY	50,000,000	1.63	1.67	12/3/19	6/30/21	69,579	1,685	-	71,264
U.S. Treasuries	9128287A2	US TREASURY	50,000,000	1.63	1.65	12/9/19	6/30/21	69,579	1,171	-	70,749
U.S. Treasuries	9128287A2	US TREASURY	50,000,000	1.63	0.12	10/23/20	6/30/21	69,579	(64,180)	-	5,399
U.S. Treasuries	9128287A2	US TREASURY	75,000,000	1.63	0.09	1/12/21	6/30/21	67,334	(63,448)	-	3,887
U.S. Treasuries	912828S27	US TREASURY	25,000,000	1.13	1.64	8/15/17	6/30/21	24,085	10,526	-	34,611
U.S. Treasuries	912828S27	US TREASURY	50,000,000	1.13	0.11	11/5/20	6/30/21	48,170	(43,430)	-	4,740
U.S. Treasuries	912796B40	TREASURY BILL	50,000,000	0.00	0.10	12/31/20	7/1/21	-	4,090	-	4,090
U.S. Treasuries	912796B40	TREASURY BILL	50,000,000	0.00	0.10	12/31/20	7/1/21	-	4,090	-	4,090
U.S. Treasuries	912796B57	TREASURY BILL	50,000,000	0.00	0.09	1/14/21	7/8/21	-	2,250	-	2,250
U.S. Treasuries	9127963S6	TREASURY BILL	100,000,000	0.00	0.09	1/14/21	7/15/21	-	4,500	-	4,500
U.S. Treasuries	912828Y20	US TREASURY	50,000,000	2.63	1.69	12/12/19	7/15/21	111,569	(38,871)	-	72,698
U.S. Treasuries	912796C49	TREASURY BILL	50,000,000	0.00	0.08	1/26/21	7/22/21	-	688	-	688
U.S. Treasuries	912796C49	TREASURY BILL	100,000,000	0.00	0.10	1/21/21	7/22/21	-	2,903	-	2,903
U.S. Treasuries	912796C56	TREASURY BILL	100,000,000	0.00	0.09	1/28/21	7/29/21	-	944	-	944
U.S. Treasuries	912828YC8	US TREASURY	50,000,000	1.50	1.66	12/9/19	8/31/21	64,227	6,621	-	70,847
U.S. Treasuries	9127964L0	TREASURY BILL	50,000,000	0.00	0.11	10/29/20	9/9/21	-	4,779	-	4,779
U.S. Treasuries	9127964L0	TREASURY BILL	50,000,000	0.00	0.10	11/10/20	9/9/21	-	4,413	-	4,413
U.S. Treasuries	9128285A4	US TREASURY	50,000,000	2.75	0.11	11/19/20	9/15/21	117,749	(111,810)	-	5,939
U.S. Treasuries	9128285A4	US TREASURY	50,000,000	2.75	0.10	12/3/20	9/15/21	117,749	(111,991)	-	5,758
U.S. Treasuries	912828T34	US TREASURY	50,000,000	1.13	1.69	12/11/19	9/30/21	47,905	23,612	-	71,518
U.S. Treasuries	9127964V8	TREASURY BILL	50,000,000	0.00	0.12	10/29/20	10/7/21	-	4,973	-	4,973

# Monthly Investment Earnings

## Pooled Fund

Type of Investment	CUSIP	Issuer Name	Par Value	Coupon	YTM <sup>1</sup>	Settle Date	Maturity Date	Earned Interest	Amort. Expense	Realized Gain/(Loss)	Earned Income /Net Earnings
U.S. Treasuries	9127964V8	TREASURY BILL	50,000,000	0.00	0.12	10/29/20	10/7/21	-	4,951	-	4,951
U.S. Treasuries	9127964V8	TREASURY BILL	50,000,000	0.00	0.09	12/3/20	10/7/21	-	4,004	-	4,004
U.S. Treasuries	9128285F3	US TREASURY	50,000,000	2.88	0.13	10/29/20	10/15/21	122,424	(116,436)	-	5,988
U.S. Treasuries	912828T67	US TREASURY	50,000,000	1.25	1.43	11/10/16	10/31/21	53,522	7,268	-	60,790
U.S. Treasuries	9127964W6	TREASURY BILL	23,860,000	0.00	0.14	11/5/20	11/4/21	-	2,774	-	2,774
U.S. Treasuries	9127964W6	TREASURY BILL	50,000,000	0.00	0.14	11/5/20	11/4/21	-	5,920	-	5,920
U.S. Treasuries	9127964W6	TREASURY BILL	50,000,000	0.00	0.12	11/10/20	11/4/21	-	5,167	-	5,167
U.S. Treasuries	9127964W6	TREASURY BILL	50,000,000	0.00	0.10	11/19/20	11/4/21	-	4,306	-	4,306
U.S. Treasuries	912828U65	US TREASURY	50,000,000	1.75	0.10	12/14/20	11/30/21	74,519	(70,207)	-	4,312
U.S. Treasuries	912828U65	US TREASURY	100,000,000	1.75	1.90	12/13/16	11/30/21	149,038	11,755	-	160,794
U.S. Treasuries	9127965G0	TREASURY BILL	50,000,000	0.00	0.09	12/17/20	12/2/21	-	3,875	-	3,875
U.S. Treasuries	9127965G0	TREASURY BILL	100,000,000	0.00	0.11	12/3/20	12/2/21	-	9,472	-	9,472
U.S. Treasuries	9128285R7	US TREASURY	50,000,000	2.63	0.12	12/4/20	12/15/21	111,779	(106,440)	-	5,339
U.S. Treasuries	9128285R7	US TREASURY	50,000,000	2.63	0.11	12/8/20	12/15/21	111,779	(106,771)	-	5,008
U.S. Treasuries	9128285R7	US TREASURY	50,000,000	2.63	0.11	12/9/20	12/15/21	111,779	(106,732)	-	5,047
U.S. Treasuries	9128285R7	US TREASURY	50,000,000	2.63	0.11	12/15/20	12/15/21	111,779	(106,828)	-	4,951
U.S. Treasuries	912796A90	TREASURY BILL	50,000,000	0.00	0.09	1/26/21	12/30/21	-	751	-	751
U.S. Treasuries	912828U81	US TREASURY	50,000,000	2.00	1.61	11/22/19	12/31/21	85,635	(16,198)	-	69,437
U.S. Treasuries	912796C31	TREASURY BILL	100,000,000	0.00	0.09	1/28/21	1/27/22	-	1,000	-	1,000
U.S. Treasuries	912828Z60	US TREASURY	50,000,000	1.38	0.10	1/13/21	1/31/22	35,527	(33,040)	-	2,487
U.S. Treasuries	912828Z60	US TREASURY	50,000,000	1.38	0.10	1/15/21	1/31/22	31,790	(29,630)	-	2,160
U.S. Treasuries	912828XW5	US TREASURY	25,000,000	1.75	1.77	8/15/17	6/30/22	37,465	391	-	37,857
U.S. Treasuries	912828S35	US TREASURY	50,000,000	1.38	1.61	1/9/20	6/30/23	58,874	9,645	-	68,520
U.S. Treasuries	912828WE6	US TREASURY	50,000,000	2.75	1.71	12/17/19	11/15/23	117,749	(42,540)	-	75,209
<b>Subtotals</b>			<b>\$ 8,148,860,000</b>					<b>\$ 3,404,425</b>	<b>\$ (961,055)</b>	<b>\$ -</b>	<b>\$ 2,443,370</b>
Federal Agencies	313385AH9	FED HOME LN DISCOUNT NT	\$ -	0.00	0.04	1/7/21	1/8/21	\$ -	\$ 56	\$ -	\$ 56
Federal Agencies	3133EJ4Q9	FEDERAL FARM CREDIT BANK	-	2.55	2.58	1/11/19	1/11/21	70,833	903	-	71,736
Federal Agencies	313385AN6	FED HOME LN DISCOUNT NT	-	0.00	0.05	1/12/21	1/13/21	-	44	-	44
Federal Agencies	313385AN6	FED HOME LN DISCOUNT NT	-	0.00	0.04	1/12/21	1/13/21	-	50	-	50
Federal Agencies	313385AV8	FED HOME LN DISCOUNT NT	-	0.00	0.04	1/19/21	1/20/21	-	56	-	56
Federal Agencies	313385AV8	FED HOME LN DISCOUNT NT	-	0.00	0.04	1/19/21	1/20/21	-	56	-	56
Federal Agencies	313385AV8	FED HOME LN DISCOUNT NT	-	0.00	0.04	1/19/21	1/20/21	-	56	-	56
Federal Agencies	313385AW6	FED HOME LN DISCOUNT NT	-	0.00	0.03	1/20/21	1/21/21	-	38	-	38
Federal Agencies	313385AW6	FED HOME LN DISCOUNT NT	-	0.00	0.03	1/20/21	1/21/21	-	29	-	29
Federal Agencies	3133EJCE7	FEDERAL FARM CREDIT BANK	50,000,000	2.35	2.59	4/16/18	2/12/21	97,917	9,792	-	107,709
Federal Agencies	3137EAEL9	FREDDIE MAC	22,000,000	2.38	2.47	2/16/18	2/16/21	43,542	1,643	-	45,184
Federal Agencies	313385CB0	FED HOME LN DISCOUNT NT	44,000,000	0.00	0.08	12/22/20	2/19/21	-	3,031	-	3,031
Federal Agencies	313385CJ3	FED HOME LN DISCOUNT NT	47,000,000	0.00	0.12	8/28/20	2/26/21	-	4,654	-	4,654
Federal Agencies	3133EKCS3	FEDERAL FARM CREDIT BANK	50,000,000	2.55	2.58	3/11/19	3/11/21	106,250	1,060	-	107,310
Federal Agencies	3133EKCS3	FEDERAL FARM CREDIT BANK	50,000,000	2.55	2.58	3/11/19	3/11/21	106,250	1,060	-	107,310
Federal Agencies	313385DD5	FED HOME LN DISCOUNT NT	10,000,000	0.00	0.12	10/13/20	3/17/21	-	1,033	-	1,033
Federal Agencies	3133EKR99	FEDERAL FARM CREDIT BANK	90,000,000	0.24	0.36	10/3/19	3/25/21	19,680	1,035	-	20,715
Federal Agencies	3132X0Q53	FARMER MAC	6,350,000	2.60	2.64	3/29/18	3/29/21	13,758	196	-	13,954
Federal Agencies	3132X0Q53	FARMER MAC	20,450,000	2.60	2.64	3/29/18	3/29/21	44,308	630	-	44,939
Federal Agencies	3133EKFP6	FEDERAL FARM CREDIT BANK	25,000,000	2.23	2.40	4/5/19	4/5/21	46,458	3,541	-	49,999
Federal Agencies	3133EKFP6	FEDERAL FARM CREDIT BANK	25,000,000	2.23	2.40	4/5/19	4/5/21	46,458	3,499	-	49,957
Federal Agencies	3133EJNS4	FEDERAL FARM CREDIT BANK	17,700,000	2.70	2.79	5/22/18	5/10/21	39,825	1,341	-	41,166
Federal Agencies	313385GB6	FED HOME LN DISCOUNT NT	50,000,000	0.00	0.09	11/30/20	5/26/21	-	3,875	-	3,875
Federal Agencies	3135G0U35	FANNIE MAE	25,000,000	2.75	2.76	6/25/18	6/22/21	57,292	163	-	57,455
Federal Agencies	313313HN1	FED FARM CRD DISCOUNT NT	25,000,000	0.00	0.11	11/12/20	6/30/21	-	2,368	-	2,368
Federal Agencies	313313HP6	FED FARM CRD DISCOUNT NT	50,000,000	0.00	0.09	12/15/20	7/1/21	-	3,875	-	3,875
Federal Agencies	313385HP4	FED HOME LN DISCOUNT NT	100,000,000	0.00	0.09	12/10/20	7/1/21	-	7,750	-	7,750
Federal Agencies	313313JY5	FED FARM CRD DISCOUNT NT	50,000,000	0.00	0.10	12/18/20	8/3/21	-	4,306	-	4,306

# Monthly Investment Earnings

## Pooled Fund

Type of Investment	CUSIP	Issuer Name	Par Value	Coupon	YTM <sup>1</sup>	Settle Date	Maturity Date	Earned Interest	Amort. Expense	Realized Gain/(Loss)	Earned Income /Net Earnings
Federal Agencies	313313KP2	FED FARM CRD DISCOUNT NT	28,700,000	0.00	0.09	12/2/20	8/18/21	-	2,224	-	2,224
Federal Agencies	313313KK5	FED FARM CRD DISCOUNT NT	50,000,000	0.00	0.10	11/25/20	8/26/21	-	4,306	-	4,306
Federal Agencies	313313LE6	FED FARM CRD DISCOUNT NT	10,000,000	0.00	0.12	11/16/20	9/2/21	-	1,033	-	1,033
Federal Agencies	313313LV8	FED FARM CRD DISCOUNT NT	10,000,000	0.00	0.10	12/21/20	9/17/21	-	861	-	861
Federal Agencies	313313MK1	FED FARM CRD DISCOUNT NT	5,000,000	0.00	0.12	11/18/20	10/1/21	-	517	-	517
Federal Agencies	3135G0Q89	FANNIE MAE	25,000,000	1.38	1.38	10/21/16	10/7/21	28,646	-	-	28,646
Federal Agencies	3133EJK24	FEDERAL FARM CREDIT BANK	25,000,000	3.00	3.03	10/19/18	10/19/21	62,500	540	-	63,040
Federal Agencies	313313NF1	FED FARM CRD DISCOUNT NT	5,000,000	0.00	0.10	12/21/20	10/21/21	-	431	-	431
Federal Agencies	313313NF1	FED FARM CRD DISCOUNT NT	16,000,000	0.00	0.11	11/19/20	10/21/21	-	1,516	-	1,516
Federal Agencies	313313NK0	FED FARM CRD DISCOUNT NT	20,000,000	0.00	0.11	11/23/20	10/25/21	-	1,894	-	1,894
Federal Agencies	313313NK0	FED FARM CRD DISCOUNT NT	50,000,000	0.00	0.11	11/30/20	10/25/21	-	4,736	-	4,736
Federal Agencies	3133EGZJ7	FEDERAL FARM CREDIT BANK	14,500,000	1.38	1.38	10/25/16	10/25/21	16,615	-	-	16,615
Federal Agencies	3133EGZJ7	FEDERAL FARM CREDIT BANK	15,000,000	1.38	1.38	10/25/16	10/25/21	17,188	-	-	17,188
Federal Agencies	3133ELWS9	FEDERAL FARM CREDIT BANK	50,000,000	0.40	0.41	4/15/20	10/25/21	16,667	423	-	17,090
Federal Agencies	3133ELWS9	FEDERAL FARM CREDIT BANK	50,000,000	0.40	0.41	4/15/20	10/25/21	16,667	423	-	17,090
Federal Agencies	313313NM6	FED FARM CRD DISCOUNT NT	30,000,000	0.00	0.10	12/3/20	10/27/21	-	2,583	-	2,583
Federal Agencies	313313NN4	FED FARM CRD DISCOUNT NT	50,000,000	0.00	0.10	11/24/20	10/28/21	-	4,306	-	4,306
Federal Agencies	3133EJT74	FEDERAL FARM CREDIT BANK	50,000,000	3.05	3.09	11/15/18	11/15/21	127,083	1,414	-	128,498
Federal Agencies	3130AHJY0	FEDERAL HOME LOAN BANK	17,000,000	1.63	1.71	11/8/19	11/19/21	23,021	1,215	-	24,235
Federal Agencies	3130AHJY0	FEDERAL HOME LOAN BANK	25,000,000	1.63	1.71	11/8/19	11/19/21	33,854	1,786	-	35,640
Federal Agencies	3130AHJY0	FEDERAL HOME LOAN BANK	25,000,000	1.63	1.71	11/8/19	11/19/21	33,854	1,786	-	35,640
Federal Agencies	3130AHJY0	FEDERAL HOME LOAN BANK	45,000,000	1.63	1.71	11/8/19	11/19/21	60,938	3,215	-	64,152
Federal Agencies	3130AHJY0	FEDERAL HOME LOAN BANK	50,000,000	1.63	1.71	11/8/19	11/19/21	67,708	3,572	-	71,280
Federal Agencies	313313QA9	FED FARM CRD DISCOUNT NT	15,000,000	0.00	0.10	12/22/20	12/3/21	-	1,292	-	1,292
Federal Agencies	313313QL5	FED FARM CRD DISCOUNT NT	50,000,000	0.00	0.11	12/30/20	12/13/21	-	4,736	-	4,736
Federal Agencies	3133EJ3B3	FEDERAL FARM CREDIT BANK	19,000,000	2.80	0.74	3/19/20	12/17/21	44,333	(32,930)	-	11,403
Federal Agencies	3133EJ3B3	FEDERAL FARM CREDIT BANK	25,000,000	2.80	2.84	12/17/18	12/17/21	58,333	728	-	59,062
Federal Agencies	3133EJ3B3	FEDERAL FARM CREDIT BANK	25,000,000	2.80	2.84	12/17/18	12/17/21	58,333	728	-	59,062
Federal Agencies	3133EJ3B3	FEDERAL FARM CREDIT BANK	25,000,000	2.80	2.85	12/17/18	12/17/21	58,333	1,011	-	59,345
Federal Agencies	3130AHSR5	FEDERAL HOME LOAN BANK	22,500,000	1.63	1.68	12/20/19	12/20/21	30,469	1,031	-	31,499
Federal Agencies	3133EMLW0	FEDERAL FARM CREDIT BANK	62,500,000	0.09	0.11	1/20/21	12/29/21	1,719	334	-	2,052
Federal Agencies	3133ELTN4	FEDERAL FARM CREDIT BANK	50,000,000	0.53	0.75	3/18/20	1/18/22	22,083	5,244	-	27,327
Federal Agencies	3133ELTN4	FEDERAL FARM CREDIT BANK	63,450,000	0.53	0.67	3/23/20	1/18/22	28,024	7,472	-	35,496
Federal Agencies	3133ELKN3	FEDERAL FARM CREDIT BANK	100,000,000	1.55	1.55	1/28/20	1/28/22	129,167	339	-	129,506
Federal Agencies	3133EKAK2	FEDERAL FARM CREDIT BANK	20,700,000	2.53	2.56	2/19/19	2/14/22	43,643	494	-	44,137
Federal Agencies	3133EKBV7	FEDERAL FARM CREDIT BANK	10,000,000	2.55	2.56	3/1/19	3/1/22	21,250	80	-	21,330
Federal Agencies	313378WG2	FEDERAL HOME LOAN BANK	17,780,000	2.50	2.36	4/5/19	3/11/22	37,042	(1,997)	-	35,045
Federal Agencies	313378WG2	FEDERAL HOME LOAN BANK	40,000,000	2.50	2.36	4/5/19	3/11/22	83,333	(4,584)	-	78,750
Federal Agencies	3133EKDC7	FEDERAL FARM CREDIT BANK	26,145,000	2.47	2.36	4/8/19	3/14/22	53,815	(2,346)	-	51,469
Federal Agencies	3133EKDC7	FEDERAL FARM CREDIT BANK	45,500,000	2.47	2.36	4/8/19	3/14/22	93,654	(3,898)	-	89,756
Federal Agencies	3133ELUQ5	FEDERAL FARM CREDIT BANK	25,000,000	0.70	0.70	3/25/20	3/25/22	14,583	42	-	14,626
Federal Agencies	3133ELUQ5	FEDERAL FARM CREDIT BANK	25,000,000	0.70	0.71	3/25/20	3/25/22	14,583	297	-	14,881
Federal Agencies	3133ELUQ5	FEDERAL FARM CREDIT BANK	25,000,000	0.70	0.71	3/25/20	3/25/22	14,583	170	-	14,753
Federal Agencies	3133ELUQ5	FEDERAL FARM CREDIT BANK	25,000,000	0.70	0.73	3/25/20	3/25/22	14,583	711	-	15,295
Federal Agencies	3135G0T45	FANNIE MAE	25,000,000	1.88	1.81	6/6/17	4/5/22	39,063	(1,270)	-	37,793
Federal Agencies	3135G0V59	FANNIE MAE	25,000,000	2.25	2.36	4/12/19	4/12/22	46,875	2,319	-	49,194
Federal Agencies	3135G0V59	FANNIE MAE	50,000,000	2.25	2.36	4/12/19	4/12/22	93,750	4,639	-	98,389
Federal Agencies	3135G0V59	FANNIE MAE	50,000,000	2.25	2.36	4/12/19	4/12/22	93,750	4,639	-	98,389
Federal Agencies	3133EKHB5	FEDERAL FARM CREDIT BANK	50,000,000	2.35	2.37	4/18/19	4/18/22	97,917	863	-	98,779
Federal Agencies	3133EKLK5	FEDERAL FARM CREDIT BANK	25,000,000	2.25	2.32	5/16/19	5/16/22	46,875	1,435	-	48,310
Federal Agencies	3133EKLK5	FEDERAL FARM CREDIT BANK	35,000,000	2.25	2.32	5/16/19	5/16/22	65,625	2,010	-	67,635
Federal Agencies	3133EHLK7	FEDERAL FARM CREDIT BANK	50,000,000	1.88	1.85	6/6/17	6/2/22	78,125	(1,008)	-	77,117
Federal Agencies	3133EHLK7	FEDERAL FARM CREDIT BANK	50,000,000	1.88	1.88	6/9/17	6/2/22	78,125	43	-	78,168
Federal Agencies	3133ELDK7	FEDERAL FARM CREDIT BANK	20,000,000	1.63	1.63	12/16/19	6/15/22	27,167	36	-	27,203

# Monthly Investment Earnings

## Pooled Fund

Type of Investment	CUSIP	Issuer Name	Par Value	Coupon	YTM <sup>1</sup>	Settle Date	Maturity Date	Earned Interest	Amort. Expense	Realized Gain/(Loss)	Earned Income /Net Earnings
Federal Agencies	3133ELDK7	FEDERAL FARM CREDIT BANK	25,000,000	1.63	1.63	12/16/19	6/15/22	33,958	45	-	34,003
Federal Agencies	3133ELDK7	FEDERAL FARM CREDIT BANK	25,000,000	1.63	1.63	12/16/19	6/15/22	33,958	45	-	34,003
Federal Agencies	3133EHZP1	FEDERAL FARM CREDIT BANK	25,000,000	1.85	0.69	3/18/20	9/20/22	38,542	(24,325)	-	14,217
Federal Agencies	3133ELVL5	FEDERAL FARM CREDIT BANK	40,000,000	0.70	0.71	4/3/20	10/3/22	23,333	340	-	23,673
Federal Agencies	3133ELJH8	FEDERAL FARM CREDIT BANK	10,140,000	1.60	0.74	3/25/20	1/23/23	13,520	(7,320)	-	6,201
Federal Agencies	3133ELNE0	FEDERAL FARM CREDIT BANK	20,495,000	1.43	0.85	3/18/20	2/14/24	24,423	(9,891)	-	14,533
Federal Agencies	3133ELCP7	FEDERAL FARM CREDIT BANK	25,000,000	1.63	1.66	12/3/19	12/3/24	33,854	679	-	34,533
Federal Agencies	3137EAEP0	FREDDIE MAC	5,000,000	1.50	1.52	2/14/20	2/12/25	6,250	65	-	6,315
Federal Agencies	3137EAEP0	FREDDIE MAC	5,000,000	1.50	1.52	2/14/20	2/12/25	6,250	65	-	6,315
Federal Agencies	3137EAEP0	FREDDIE MAC	5,000,000	1.50	1.52	2/14/20	2/12/25	6,250	65	-	6,315
Federal Agencies	3137EAEP0	FREDDIE MAC	15,000,000	1.50	1.52	2/14/20	2/12/25	18,750	196	-	18,946
Federal Agencies	3137EAEP0	FREDDIE MAC	50,000,000	1.50	1.52	2/14/20	2/12/25	62,500	654	-	63,154
Federal Agencies	3133ELQY3	FEDERAL FARM CREDIT BANK	16,000,000	1.21	1.22	3/23/20	3/3/25	16,133	159	-	16,293
Federal Agencies	3133ELQY3	FEDERAL FARM CREDIT BANK	24,000,000	1.21	1.24	3/23/20	3/3/25	24,200	614	-	24,814
<b>Subtotals</b>			<b>\$ 2,811,910,000</b>					<b>\$ 3,028,369</b>	<b>\$ 48,971</b>	<b>\$ -</b>	<b>\$ 3,077,341</b>
State/Local Agencies	13063DGA0	CALIFORNIA ST	\$ 33,000,000	2.80	2.80	4/25/18	4/1/21	\$ 77,000	\$ (38)	\$ -	\$ 76,962
State/Local Agencies	13066YTY5	CALIFORNIA ST DEPT OF WTR RESO	21,967,414	1.71	2.30	2/6/17	5/1/21	31,358	7,458	-	38,816
State/Local Agencies	91412GF59	UNIV OF CALIFORNIA CA REVENUES	1,769,000	1.91	1.40	8/9/16	5/15/21	2,816	(743)	-	2,073
<b>Subtotals</b>			<b>\$ 56,736,414</b>					<b>\$ 111,174</b>	<b>\$ 6,677</b>	<b>\$ -</b>	<b>\$ 117,851</b>
Public Time Deposits	PPE20ZJV4	BANK OF SAN FRANCISCO	\$ 10,000,000	0.16	0.16	9/21/20	3/22/21	\$ 1,359	\$ -	\$ -	\$ 1,359
Public Time Deposits	PPEF10AD0	BRIDGE BANK	10,000,000	0.16	0.16	9/21/20	3/22/21	1,359	-	-	1,359
Public Time Deposits	PPE91C5A0	BANK OF SAN FRANCISCO	10,000,000	0.20	0.20	12/7/20	6/7/21	1,699	-	-	1,699
Public Time Deposits	PPE51K841	BRIDGE BANK	10,000,000	0.20	0.20	12/23/20	6/21/21	1,699	-	-	1,699
<b>Subtotals</b>			<b>\$ 40,000,000</b>					<b>\$ 6,115</b>	<b>\$ -</b>	<b>\$ -</b>	<b>\$ 6,115</b>
Negotiable CDs	89114NFY6	TORONTO DOMINION BANK NY	\$ -	1.73	1.73	1/23/20	1/6/21	\$ 16,819	\$ -	\$ -	\$ 16,819
Negotiable CDs	06367BFR5	BANK OF MONTREAL CHICAGO	-	0.27	0.27	1/29/20	1/28/21	10,209	-	-	10,209
Negotiable CDs	06367BJF7	BANK OF MONTREAL CHICAGO	100,000,000	0.52	0.52	3/10/20	3/1/21	45,212	-	-	45,212
Negotiable CDs	78012UTJ4	ROYAL BANK OF CANADA NY	100,000,000	0.88	0.88	3/12/20	3/15/21	76,726	-	-	76,726
<b>Subtotals</b>			<b>\$ 200,000,000</b>					<b>\$ 148,967</b>	<b>\$ -</b>	<b>\$ -</b>	<b>\$ 148,967</b>
Medium Term Notes	89236TFQ3	TOYOTA MOTOR CREDIT CORP	\$ -	3.05	3.08	1/8/19	1/8/21	\$ 2,965	\$ 29	\$ -	\$ 2,994
<b>Subtotals</b>			<b>\$ -</b>					<b>\$ 2,965</b>	<b>\$ 29</b>	<b>\$ -</b>	<b>\$ 2,994</b>

# Monthly Investment Earnings

## Pooled Fund

Type of Investment	CUSIP	Issuer Name	Par Value	Coupon	YTM <sup>1</sup>	Settle Date	Maturity Date	Earned Interest	Amort. Expense	Realized Gain/(Loss)	Earned Income /Net Earnings
Money Market Funds	262006208	DREYFUS GOVERN CASH MGMT-I	\$ 331,610,035	0.03	0.03	1/31/21	2/1/21	\$ 5,964	\$ -	\$ -	\$ 5,964
Money Market Funds	608919718	FEDERATED GOVERNMENT OBL-PRM	126,060,043	0.01	0.01	1/31/21	2/1/21	1,568	-	-	1,568
Money Market Funds	09248U718	BLACKROCK LIQ INST GOV FUND	10,545,333	0.02	0.02	1/31/21	2/1/21	167	-	-	167
Money Market Funds	31607A703	FIDELITY INST GOV FUND	605,336,524	0.01	0.01	1/31/21	2/1/21	5,001	-	-	5,001
Money Market Funds	61747C707	MORGAN STANLEY INST GOVT FUND	11,385,364	0.03	0.03	1/31/21	2/1/21	290	-	-	290
<b>Subtotals</b>			<b>\$ 1,084,937,298</b>					<b>\$ 12,990</b>	<b>\$ -</b>	<b>\$ -</b>	<b>\$ 12,990</b>
Supranationals	45950KCM0	INTERNATIONAL FINANCE CORP	\$ -	2.25	2.35	1/25/18	1/25/21	\$ 75,000	\$ 3,219	\$ -	\$ 78,219
Supranationals	4581X0DB1	INTER-AMERICAN DEVEL BK	45,000,000	2.63	2.70	4/19/18	4/19/21	98,438	2,800	-	101,238
Supranationals	4581X0DB1	INTER-AMERICAN DEVEL BK	50,000,000	2.63	2.84	5/16/18	4/19/21	109,375	8,875	-	118,250
Supranationals	45818LGB0	IADB DISCOUNT NOTE	30,000,000	0.00	0.10	1/21/21	5/26/21	-	917	-	917
Supranationals	459515HP0	INTL FINANCE CORP DISC	20,000,000	0.00	0.09	11/23/20	7/1/21	-	1,550	-	1,550
Supranationals	459515HP0	INTL FINANCE CORP DISC	35,000,000	0.00	0.10	11/17/20	7/1/21	-	3,014	-	3,014
Supranationals	459515HP0	INTL FINANCE CORP DISC	45,000,000	0.00	0.09	11/24/20	7/1/21	-	3,488	-	3,488
Supranationals	45950KCJ7	INTERNATIONAL FINANCE CORP	12,135,000	1.13	2.97	5/23/18	7/20/21	11,387	17,140	-	28,527
Supranationals	459058GH0	INTL BK RECON & DEVELOP	50,000,000	2.75	2.85	7/25/18	7/23/21	114,583	3,315	-	117,899
Supranationals	459058HV8	INTL BK RECON & DEVELOP	-	2.05	2.05	1/28/20	1/28/25	38,438	-	-	38,438
Supranationals	459058HV8	INTL BK RECON & DEVELOP	-	2.05	2.05	1/28/20	1/28/25	38,438	-	-	38,438
Supranationals	459058HV8	INTL BK RECON & DEVELOP	-	2.05	2.05	1/28/20	1/28/25	76,875	-	-	76,875
<b>Subtotals</b>			<b>\$ 287,135,000</b>					<b>\$ 562,533</b>	<b>\$ 44,317</b>	<b>\$ -</b>	<b>\$ 606,850</b>
<b>Grand Totals</b>			<b>\$ 12,629,578,712</b>					<b>\$ 7,277,538</b>	<b>\$ (861,061)</b>	<b>\$ -</b>	<b>\$ 6,416,477</b>

<sup>1</sup> Yield to maturity is calculated at purchase



# Investment Transactions

## Pooled Fund

For month ended January 31, 2021

Transaction	Settle Date	Maturity	Type of Investment	Issuer Name	CUSIP	Par Value	Coupon	YTM	Price	Interest	Transaction
Purchase	1/5/21	2/1/21	Money Market Funds	DREYFUS GOVERN CASH MGMT	262006208	\$ 100,000,000	0.03	0.03	\$ 100.00	\$ -	\$ 100,000,000
Purchase	1/5/21	2/1/21	Money Market Funds	FIDELITY INST GOV FUND	31607A703	43,000,000	0.01	0.01	100.00	-	43,000,000
Purchase	1/6/21	1/7/21	U.S. Treasuries	TREASURY BILL	9127963T4	20,000,000	0.00	0.05	100.00	-	19,999,972
Purchase	1/6/21	2/1/21	Money Market Funds	DREYFUS GOVERN CASH MGMT	262006208	10,000,000	0.03	0.03	100.00	-	10,000,000
Purchase	1/7/21	1/8/21	Federal Agencies	FED HOME LN DISCOUNT NT	313385AH9	50,000,000	0.00	0.04	100.00	-	49,999,944
Purchase	1/7/21	1/12/21	U.S. Treasuries	TREASURY BILL	912796A66	25,000,000	0.00	0.06	100.00	-	24,999,792
Purchase	1/8/21	1/12/21	U.S. Treasuries	TREASURY BILL	912796A66	30,000,000	0.00	0.06	100.00	-	29,999,792
Purchase	1/11/21	1/12/21	U.S. Treasuries	TREASURY BILL	912796A66	30,000,000	0.00	0.06	100.00	-	29,999,950
Purchase	1/11/21	1/12/21	U.S. Treasuries	TREASURY BILL	912796A66	50,000,000	0.00	0.05	100.00	-	49,999,926
Purchase	1/11/21	6/3/21	U.S. Treasuries	TREASURY BILL	912796A41	50,000,000	0.00	0.08	99.97	-	49,983,913
Purchase	1/12/21	1/13/21	Federal Agencies	FED HOME LN DISCOUNT NT	313385AN6	31,500,000	0.00	0.05	100.00	-	31,499,956
Purchase	1/12/21	1/13/21	Federal Agencies	FED HOME LN DISCOUNT NT	313385AN6	45,000,000	0.00	0.04	100.00	-	44,999,950
Purchase	1/12/21	6/3/21	U.S. Treasuries	TREASURY BILL	912796A41	50,000,000	0.00	0.09	99.97	-	49,983,236
Purchase	1/12/21	6/8/21	U.S. Treasuries	TREASURY BILL	912796G86	50,000,000	0.00	0.09	99.96	-	49,982,135
Purchase	1/12/21	6/30/21	U.S. Treasuries	US TREASURY	9128287A2	75,000,000	1.63	0.09	100.71	40,401	75,576,533
Purchase	1/13/21	1/14/21	U.S. Treasuries	TREASURY BILL	9127963U1	25,000,000	0.00	0.07	100.00	-	24,999,955
Purchase	1/13/21	1/31/22	U.S. Treasuries	US TREASURY	912828Z60	50,000,000	1.38	0.10	101.33	310,122	50,976,138
Purchase	1/14/21	1/19/21	U.S. Treasuries	TREASURY BILL	912796A74	20,000,000	0.00	0.06	100.00	-	19,999,847
Purchase	1/14/21	2/1/21	Money Market Funds	DREYFUS GOVERN CASH MGMT	262006208	10,000,000	0.03	0.03	100.00	-	10,000,000
Purchase	1/14/21	7/8/21	U.S. Treasuries	TREASURY BILL	912796B57	50,000,000	0.00	0.09	99.96	-	49,978,125
Purchase	1/14/21	7/15/21	U.S. Treasuries	TREASURY BILL	9127963S6	100,000,000	0.00	0.09	99.95	-	99,954,500
Purchase	1/15/21	2/1/21	Money Market Funds	FIDELITY INST GOV FUND	31607A703	56,000,000	0.01	0.01	100.00	-	56,000,000
Purchase	1/15/21	6/8/21	U.S. Treasuries	TREASURY BILL	912796G86	50,000,000	0.00	0.09	99.97	-	49,982,960
Purchase	1/15/21	1/31/22	U.S. Treasuries	US TREASURY	912828Z60	50,000,000	1.38	0.10	101.33	313,859	50,977,921
Purchase	1/19/21	1/20/21	Federal Agencies	FED HOME LN DISCOUNT NT	313385AV8	50,000,000	0.00	0.04	100.00	-	49,999,944
Purchase	1/19/21	1/20/21	Federal Agencies	FED HOME LN DISCOUNT NT	313385AV8	50,000,000	0.00	0.04	100.00	-	49,999,944
Purchase	1/19/21	1/20/21	Federal Agencies	FED HOME LN DISCOUNT NT	313385AV8	50,000,000	0.00	0.04	100.00	-	49,999,944
Purchase	1/19/21	6/1/21	U.S. Treasuries	TREASURY BILL	912796G37	50,000,000	0.00	0.08	99.97	-	49,986,146
Purchase	1/19/21	6/8/21	U.S. Treasuries	TREASURY BILL	912796G86	50,000,000	0.00	0.09	99.97	-	49,983,472
Purchase	1/20/21	1/21/21	Federal Agencies	FED HOME LN DISCOUNT NT	313385AW6	35,000,000	0.00	0.03	100.00	-	34,999,971
Purchase	1/20/21	1/21/21	Federal Agencies	FED HOME LN DISCOUNT NT	313385AW6	45,000,000	0.00	0.03	100.00	-	44,999,963
Purchase	1/20/21	12/29/21	Federal Agencies	FEDERAL FARM CREDIT BANK	3133EMLW0	62,500,000	0.09	0.11	99.98	3,281	62,493,745
Purchase	1/21/21	2/1/21	Money Market Funds	DREYFUS GOVERN CASH MGMT	262006208	55,000,000	0.03	0.03	100.00	-	55,000,000
Purchase	1/21/21	2/9/21	U.S. Treasuries	TREASURY BILL	912796B73	50,000,000	0.00	0.05	100.00	-	49,998,747
Purchase	1/21/21	5/26/21	Supranationals	IADB DISCOUNT NOTE	45818LGB0	30,000,000	0.00	0.10	99.97	-	29,989,583
Purchase	1/21/21	7/22/21	U.S. Treasuries	TREASURY BILL	912796C49	100,000,000	0.00	0.10	99.95	-	99,951,972
Purchase	1/25/21	2/4/21	U.S. Treasuries	TREASURY BILL	9127963W7	50,000,000	0.00	0.05	100.00	-	49,999,306
Purchase	1/26/21	2/16/21	U.S. Treasuries	TREASURY BILL	912796B81	50,000,000	0.00	0.00	100.00	-	49,998,688
Purchase	1/26/21	7/22/21	U.S. Treasuries	TREASURY BILL	912796C49	50,000,000	0.00	0.08	99.96	-	49,979,719
Purchase	1/26/21	12/30/21	U.S. Treasuries	TREASURY BILL	912796A90	50,000,000	0.00	0.09	99.92	-	49,957,703
Purchase	1/27/21	4/22/21	U.S. Treasuries	TREASURY BILL	9127962Q1	50,000,000	0.00	0.06	99.99	-	49,992,622
Purchase	1/27/21	6/29/21	U.S. Treasuries	TREASURY BILL	912796H36	50,000,000	0.00	0.07	99.97	-	49,985,550
Purchase	1/28/21	4/29/21	U.S. Treasuries	TREASURY BILL	9127964Z9	50,000,000	0.00	0.08	99.98	-	49,989,889
Purchase	1/28/21	7/29/21	U.S. Treasuries	TREASURY BILL	912796C56	100,000,000	0.00	0.09	99.96	-	99,957,028
Purchase	1/28/21	1/27/22	U.S. Treasuries	TREASURY BILL	912796C31	100,000,000	0.00	0.09	99.91	-	99,909,000
Purchase	1/29/21	2/1/21	Money Market Funds	DREYFUS GOVERN CASH MGMT	262006208	48,000,000	0.03	0.03	100.00	-	48,000,000
Purchase	1/31/21	2/1/21	Money Market Funds	DREYFUS GOVERN CASH MGMT	262006208	5,964	0.03	0.03	100.00	-	5,964
Purchase	1/31/21	2/1/21	Money Market Funds	FEDERATED GOVERNMENT OBL	608919718	1,568	0.01	0.01	100.00	-	1,568
Purchase	1/31/21	2/1/21	Money Market Funds	BLACKROCK LIQ INST GOV F	09248U718	167	0.02	0.02	100.00	-	167
Purchase	1/31/21	2/1/21	Money Market Funds	FIDELITY INST GOV FUND	31607A703	5,001	0.01	0.01	100.00	-	5,001
Purchase	1/31/21	2/1/21	Money Market Funds	MORGAN STANLEY INST GOVT	61747C707	290	0.03	0.03	100.00	-	290
<b>Subtotals</b>						<b>\$2,296,012,990</b>	<b>0.12</b>	<b>0.07</b>	<b>\$ 100.06</b>	<b>\$ 667,663</b>	<b>\$2,298,080,471</b>

# Investment Transactions

## Pooled Fund

Transaction	Settle Date	Maturity	Type of Investment	Issuer Name	CUSIP	Par Value	Coupon	YTM	Price	Interest	Transaction
Sale	1/4/21	2/1/21	Money Market Funds	FEDERATED GOVERNMENT OBL	608919718	\$ 49,000,000	0.01	0.01	\$ 100.00	\$ -	\$ 49,000,000
Sale	1/4/21	2/1/21	Money Market Funds	FIDELITY INST GOV FUND	31607A703	100,000,000	0.01	0.01	100.00	-	100,000,000
Sale	1/19/21	2/1/21	Money Market Funds	FIDELITY INST GOV FUND	31607A703	8,000,000	0.01	0.01	100.00	-	8,000,000
Sale	1/27/21	2/1/21	Money Market Funds	FEDERATED GOVERNMENT OBL	608919718	8,000,000	0.01	0.01	100.00	-	8,000,000
Sale	1/28/21	2/1/21	Money Market Funds	FEDERATED GOVERNMENT OBL	608919718	54,000,000	0.01	0.01	100.00	-	54,000,000
<b>Subtotals</b>						<b>\$ 219,000,000</b>	<b>0.01</b>	<b>0.01</b>	<b>\$ 100.00</b>	<b>\$ -</b>	<b>\$ 219,000,000</b>
Call	1/28/21	1/28/25	Supranationals	INTL BK RECON & DEVELOP	459058HV8	\$ 25,000,000	2.05	2.05	\$ 100.00	\$ -	\$ 25,000,000
Call	1/28/21	1/28/25	Supranationals	INTL BK RECON & DEVELOP	459058HV8	25,000,000	2.05	2.05	100.00	-	25,000,000
Call	1/28/21	1/28/25	Supranationals	INTL BK RECON & DEVELOP	459058HV8	50,000,000	2.05	2.05	100.00	-	50,000,000
<b>Subtotals</b>						<b>\$ 100,000,000</b>	<b>2.05</b>	<b>2.05</b>	<b>\$ 100.00</b>	<b>\$ -</b>	<b>\$ 100,000,000</b>
Maturity	1/5/21	1/5/21	U.S. Treasuries	TREASURY BILL	912796A58	\$ 50,000,000	0.00	0.10	100.00	\$ -	\$ 50,000,000
Maturity	1/5/21	1/5/21	U.S. Treasuries	TREASURY BILL	912796A58	50,000,000	0.00	0.10	100.00	-	50,000,000
Maturity	1/5/21	1/5/21	U.S. Treasuries	TREASURY BILL	912796A58	50,000,000	0.00	0.08	100.00	-	50,000,000
Maturity	1/6/21	1/6/21	Negotiable CDs	TORONTO DOMINION BANK NY	89114NFY6	70,000,000	1.73	1.73	100.00	1,173,997	71,173,997
Maturity	1/7/21	1/7/21	U.S. Treasuries	TREASURY BILL	9127963T4	20,000,000	0.00	0.05	100.00	-	20,000,000
Maturity	1/7/21	1/7/21	U.S. Treasuries	TREASURY BILL	9127963T4	50,000,000	0.00	0.08	100.00	-	50,000,000
Maturity	1/7/21	1/7/21	U.S. Treasuries	TREASURY BILL	9127963T4	50,000,000	0.00	0.07	100.00	-	50,000,000
Maturity	1/8/21	1/8/21	Federal Agencies	FED HOME LN DISCOUNT NT	313385AH9	50,000,000	0.00	0.04	100.00	-	50,000,000
Maturity	1/8/21	1/8/21	Medium Term Notes	TOYOTA MOTOR CREDIT CORP	89236TFQ3	5,000,000	3.05	3.08	100.00	76,250	5,076,250
Maturity	1/11/21	1/11/21	Federal Agencies	FEDERAL FARM CREDIT BANK	3133EJ4Q9	100,000,000	2.55	2.58	100.00	1,275,000	101,275,000
Maturity	1/12/21	1/12/21	U.S. Treasuries	TREASURY BILL	912796A66	25,000,000	0.00	0.11	100.00	-	25,000,000
Maturity	1/12/21	1/12/21	U.S. Treasuries	TREASURY BILL	912796A66	25,000,000	0.00	0.11	100.00	-	25,000,000
Maturity	1/12/21	1/12/21	U.S. Treasuries	TREASURY BILL	912796A66	25,000,000	0.00	0.09	100.00	-	25,000,000
Maturity	1/12/21	1/12/21	U.S. Treasuries	TREASURY BILL	912796A66	25,000,000	0.00	0.06	100.00	-	25,000,000
Maturity	1/12/21	1/12/21	U.S. Treasuries	TREASURY BILL	912796A66	30,000,000	0.00	0.06	100.00	-	30,000,000
Maturity	1/12/21	1/12/21	U.S. Treasuries	TREASURY BILL	912796A66	30,000,000	0.00	0.06	100.00	-	30,000,000
Maturity	1/12/21	1/12/21	U.S. Treasuries	TREASURY BILL	912796A66	50,000,000	0.00	0.10	100.00	-	50,000,000
Maturity	1/12/21	1/12/21	U.S. Treasuries	TREASURY BILL	912796A66	50,000,000	0.00	0.05	100.00	-	50,000,000
Maturity	1/13/21	1/13/21	Federal Agencies	FED HOME LN DISCOUNT NT	313385AN6	31,500,000	0.00	0.05	100.00	-	31,500,000
Maturity	1/13/21	1/13/21	Federal Agencies	FED HOME LN DISCOUNT NT	313385AN6	45,000,000	0.00	0.04	100.00	-	45,000,000
Maturity	1/14/21	1/14/21	U.S. Treasuries	TREASURY BILL	9127963U1	25,000,000	0.00	0.10	100.00	-	25,000,000
Maturity	1/14/21	1/14/21	U.S. Treasuries	TREASURY BILL	9127963U1	25,000,000	0.00	0.10	100.00	-	25,000,000
Maturity	1/14/21	1/14/21	U.S. Treasuries	TREASURY BILL	9127963U1	25,000,000	0.00	0.07	100.00	-	25,000,000
Maturity	1/14/21	1/14/21	U.S. Treasuries	TREASURY BILL	9127963U1	50,000,000	0.00	0.15	100.00	-	50,000,000
Maturity	1/14/21	1/14/21	U.S. Treasuries	TREASURY BILL	9127963U1	50,000,000	0.00	0.07	100.00	-	50,000,000
Maturity	1/15/21	1/15/21	U.S. Treasuries	US TREASURY	9128283Q1	50,000,000	2.00	2.57	100.00	500,000	50,500,000
Maturity	1/15/21	1/15/21	U.S. Treasuries	US TREASURY	9128283Q1	50,000,000	2.00	1.63	100.00	500,000	50,500,000
Maturity	1/15/21	1/15/21	U.S. Treasuries	US TREASURY	9128283Q1	50,000,000	2.00	1.63	100.00	500,000	50,500,000
Maturity	1/15/21	1/15/21	U.S. Treasuries	US TREASURY	9128283Q1	50,000,000	2.00	1.68	100.00	500,000	50,500,000
Maturity	1/19/21	1/19/21	U.S. Treasuries	TREASURY BILL	912796A74	20,000,000	0.00	0.06	100.00	-	20,000,000
Maturity	1/19/21	1/19/21	U.S. Treasuries	TREASURY BILL	912796A74	25,000,000	0.00	0.12	100.00	-	25,000,000
Maturity	1/19/21	1/19/21	U.S. Treasuries	TREASURY BILL	912796A74	25,000,000	0.00	0.10	100.00	-	25,000,000
Maturity	1/19/21	1/19/21	U.S. Treasuries	TREASURY BILL	912796A74	50,000,000	0.00	0.10	100.00	-	50,000,000
Maturity	1/19/21	1/19/21	U.S. Treasuries	TREASURY BILL	912796A74	100,000,000	0.00	0.07	100.00	-	100,000,000
Maturity	1/20/21	1/20/21	Federal Agencies	FED HOME LN DISCOUNT NT	313385AV8	50,000,000	0.00	0.04	100.00	-	50,000,000
Maturity	1/20/21	1/20/21	Federal Agencies	FED HOME LN DISCOUNT NT	313385AV8	50,000,000	0.00	0.04	100.00	-	50,000,000
Maturity	1/20/21	1/20/21	Federal Agencies	FED HOME LN DISCOUNT NT	313385AV8	50,000,000	0.00	0.04	100.00	-	50,000,000
Maturity	1/21/21	1/21/21	Federal Agencies	FED HOME LN DISCOUNT NT	313385AW6	35,000,000	0.00	0.03	100.00	-	35,000,000
Maturity	1/21/21	1/21/21	Federal Agencies	FED HOME LN DISCOUNT NT	313385AW6	45,000,000	0.00	0.03	100.00	-	45,000,000
Maturity	1/21/21	1/21/21	U.S. Treasuries	TREASURY BILL	9127963V9	25,000,000	0.00	0.13	100.00	-	25,000,000

# Investment Transactions

## Pooled Fund

Transaction	Settle Date	Maturity	Type of Investment	Issuer Name	CUSIP	Par Value	Coupon	YTM	Price	Interest	Transaction
Maturity	1/21/21	1/21/21	U.S. Treasuries	TREASURY BILL	9127963V9	25,000,000	0.00	0.13	100.00	-	25,000,000
Maturity	1/21/21	1/21/21	U.S. Treasuries	TREASURY BILL	9127963V9	25,000,000	0.00	0.12	100.00	-	25,000,000
Maturity	1/21/21	1/21/21	U.S. Treasuries	TREASURY BILL	9127963V9	50,000,000	0.00	0.07	100.00	-	50,000,000
Maturity	1/25/21	1/25/21	Supranationals	INTERNATIONAL FINANCE CO	45950KCM0	50,000,000	2.25	2.35	100.00	562,500	50,562,500
Maturity	1/26/21	1/26/21	U.S. Treasuries	TREASURY BILL	912796A82	50,000,000	0.00	0.12	100.00	-	50,000,000
Maturity	1/26/21	1/26/21	U.S. Treasuries	TREASURY BILL	912796A82	50,000,000	0.00	0.11	100.00	-	50,000,000
Maturity	1/26/21	1/26/21	U.S. Treasuries	TREASURY BILL	912796A82	50,000,000	0.00	0.10	100.00	-	50,000,000
Maturity	1/28/21	1/28/21	Negotiable CDs	BANK OF MONTREAL CHICAGO	06367BFR5	50,000,000	0.27	0.27	100.00	34,788	50,034,788
Maturity	1/28/21	1/28/21	U.S. Treasuries	TREASURY BILL	912796UC1	50,000,000	0.00	0.08	100.00	-	50,000,000
Maturity	1/28/21	1/28/21	U.S. Treasuries	TREASURY BILL	912796UC1	50,000,000	0.00	0.08	100.00	-	50,000,000
<b>Subtotals</b>						<b>\$2,131,500,000</b>	<b>0.43</b>	<b>0.48</b>	<b>\$ -</b>	<b>\$ 5,122,535</b>	<b>\$2,136,622,535</b>
Interest	1/4/21	3/1/21	Negotiable CDs	BANK OF MONTREAL CHICAGO	06367BJF7	\$ 100,000,000	0.54	0.53	0.00	0.00	\$ 50,504
Interest	1/15/21	3/15/21	Negotiable CDs	ROYAL BANK OF CANADA NY	78012UTJ4	100,000,000	0.91	0.91	0.00	0.00	78,243
Interest	1/15/21	7/15/21	U.S. Treasuries	US TREASURY	912828Y20	50,000,000	2.63	1.69	0.00	0.00	656,250
Interest	1/18/21	1/18/22	Federal Agencies	FEDERAL FARM CREDIT BANK	3133ELTN4	50,000,000	0.53	0.75	0.00	0.00	132,500
Interest	1/18/21	1/18/22	Federal Agencies	FEDERAL FARM CREDIT BANK	3133ELTN4	63,450,000	0.53	0.67	0.00	0.00	168,143
Interest	1/20/21	7/20/21	Supranationals	INTERNATIONAL FINANCE CO	45950KCJ7	12,135,000	1.13	2.97	0.00	0.00	68,320
Interest	1/23/21	7/23/21	Supranationals	INTL BK RECON & DEVELOP	459058GH0	50,000,000	2.75	2.85	0.00	0.00	687,500
Interest	1/23/21	1/23/23	Federal Agencies	FEDERAL FARM CREDIT BANK	3133ELJH8	10,140,000	1.60	0.74	0.00	0.00	81,120
Interest	1/25/21	3/25/21	Federal Agencies	FEDERAL FARM CREDIT BANK	3133EKR99	90,000,000	0.26	0.34	0.00	0.00	19,995
Interest	1/28/21	1/28/22	Federal Agencies	FEDERAL FARM CREDIT BANK	3133ELKN3	100,000,000	1.55	1.55	0.00	0.00	775,000
Interest	1/28/21	1/28/25	Supranationals	INTL BK RECON & DEVELOP	459058HV8	25,000,000	2.05	2.05	0.00	0.00	256,250
Interest	1/28/21	1/28/25	Supranationals	INTL BK RECON & DEVELOP	459058HV8	25,000,000	2.05	2.05	0.00	0.00	256,250
Interest	1/28/21	1/28/25	Supranationals	INTL BK RECON & DEVELOP	459058HV8	50,000,000	2.05	2.05	0.00	0.00	512,500
Interest	1/31/21	2/1/21	Money Market Funds	DREYFUS GOVERN CASH MGMT	262006208	446,610,035	0.03	0.03	0.00	0.00	5,964
Interest	1/31/21	2/1/21	Money Market Funds	FEDERATED GOVERNMENT OBL	608919718	31,060,043	0.01	0.01	0.00	0.00	1,568
Interest	1/31/21	2/1/21	Money Market Funds	BLACKROCK LIQ INST GOV F	09248U718	10,545,333	0.02	0.02	0.00	0.00	167
Interest	1/31/21	2/1/21	Money Market Funds	FIDELITY INST GOV FUND	31607A703	505,336,524	0.01	0.01	0.00	0.00	5,001
Interest	1/31/21	2/1/21	Money Market Funds	MORGAN STANLEY INST GOVT	61747C707	11,385,364	0.03	0.03	0.00	0.00	290
Interest	1/31/21	1/31/22	U.S. Treasuries	US TREASURY	912828Z60	50,000,000	1.38	0.10	0.00	0.00	343,750
Interest	1/31/21	1/31/22	U.S. Treasuries	US TREASURY	912828Z60	50,000,000	1.38	0.10	0.00	0.00	343,750
<b>Subtotals</b>						<b>\$1,830,662,298</b>	<b>0.57</b>	<b>0.50</b>	<b>\$ -</b>	<b>\$ -</b>	<b>\$ 4,443,065</b>
<b>Grand Totals</b>			51	Purchases							
			(5)	Sales							
			(53)	Maturities / Calls							
			(7)	Change in number of positions							



**From:** [Board of Supervisors, \(BOS\)](#)  
**To:** [BOS-Supervisors](#)  
**Cc:** [Calvillo, Angela \(BOS\)](#); [Somera, Alisa \(BOS\)](#); [Ng, Wilson \(BOS\)](#)  
**Subject:** FW: CPUC - Verizon Wireless - City of San Francisco-SF LM PH2 SC 91-302006  
**Date:** Monday, February 8, 2021 8:26:00 AM  
**Attachments:** [CPUC\\_1396.pdf](#)

---

**From:** CPUC Team <westareacpuc@verizonwireless.com>  
**Sent:** Monday, February 8, 2021 6:34 AM  
**To:** GO159Areports@cpuc.ca.gov  
**Cc:** westareacpuc@verizonwireless.com; CPC.Wireless <CPC.Wireless@sfgov.org>; Administrator, City (ADM) <city.administrator@sfgov.org>; Board of Supervisors, (BOS) <board.of.supervisors@sfgov.org>; clarence.chavis@verizonwireless.com  
**Subject:** CPUC - Verizon Wireless - City of San Francisco-SF LM PH2 SC 91-302006

This message is from outside the City email system. Do not open links or attachments from untrusted sources.

This is to provide your agency with notice according to the provisions of General Order No. 159A of the Public Utilities Commission of the State of California ("CPUC") see attachment.  
This notice is being provided pursuant to Section IV.C.2.

Feb 08, 2021

Consumer Protection and Enforcement Division  
California Public Utilities Commission  
505 Van Ness Avenue  
San Francisco, CA 94102  
GO159Areports@cpuc.ca.gov

RE: Notification Letter for SF LM PH2 SC 91  
San Francisco, CA /GTE Mobilnet California LP

---

This is to provide the Commission with notice according to the provisions of General Order No. 159A of the Public Utilities Commission of the State of California ( "CPUC") for the project described in Attachment A.

A copy of this notification letter is also being provided to the appropriate local government agency for its information. Should there be any questions regarding this project, or if you disagree with any of the information contained herein, please contact the representative below.

Verizon Wireless

Ann Goldstein  
Coordinator RE & Compliance - West Territory  
1515 Woodfield Road, #1400  
Schaumburg, IL 60173  
WestAreaCPUC@VerizonWireless.com

JURISDICTION	PLANNING MANAGER	CITY MANAGER	CITY CLERK	DIRECTOR OF SCHOOL BOARD	COUNTY
City of San Francisco	CPC.Wireless@sfgov.org	city.administrator@sfgov.org	Board.of.Supervisors@sfgov.org		San Francisco

VZW Legal Entity		Site Name		Site Address		Tower Design	Size of Building or NA
GTE Mobilnet California LP		SF LM PH2 SC 91		88 5th St., San Francisco , CA94105		Utility pole/tower	N/A
Site Latitude	Site Longitude	PS Location Code	Tower Appearance	Tower Height (in feet)	Type of Approval	Approval Issue Date	
37°46'57.422"N	122°24'24.362"W NAD(83)	302006	Antenna Rad 33.16	34	Permitting	11/04/2019	

Project Description: 4G Configuration: (1) Count of Galtronics GQ2410-06727. Azimuth 0 (omnidirectional)

THIS IS AN UNMANNED WIRELESS TELCOMMUNICATION FACILITY FOR VERIZON WIRELESS CONSISTING OF THE INSTALLATION AND OPERATION OF AN ANTENNA AND ASSOCIATED EQUIPMENT OF AN SFMTA STEEL MUNI ANCHOR STREET LIGHT POLE IN THE PUBLIC RIGHT AWAY.

**From:** [Board of Supervisors, \(BOS\)](#)  
**To:** [BOS-Supervisors](#)  
**Cc:** [Calvillo, Angela \(BOS\)](#); [Somera, Alisa \(BOS\)](#); [Ng, Wilson \(BOS\)](#)  
**Subject:** FW: CPUC - Verizon Wireless - City of San Francisco-SF LM 213 - A-425111  
**Date:** Thursday, February 11, 2021 8:24:00 AM  
**Attachments:** [CPUC\\_1409.pdf](#)

---

**From:** CPUC Team <westareacpuc@verizonwireless.com>  
**Sent:** Thursday, February 11, 2021 6:39 AM  
**To:** GO159Areports@cpuc.ca.gov  
**Cc:** westareacpuc@verizonwireless.com; CPC.Wireless <CPC.Wireless@sfgov.org>; Administrator, City (ADM) <city.administrator@sfgov.org>; Board of Supervisors, (BOS) <board.of.supervisors@sfgov.org>; clarence.chavis@verizonwireless.com  
**Subject:** CPUC - Verizon Wireless - City of San Francisco-SF LM 213 - A-425111

This message is from outside the City email system. Do not open links or attachments from untrusted sources.

This is to provide your agency with notice according to the provisions of General Order No. 159A of the Public Utilities Commission of the State of California ("CPUC") see attachment.  
This notice is being provided pursuant to Section IV.C.2.

Feb 11, 2021

Consumer Protection and Enforcement Division  
California Public Utilities Commission  
505 Van Ness Avenue  
San Francisco, CA 94102  
GO159Areports@cpuc.ca.gov

RE: Notification Letter for SF LM 213 - A  
San Francisco, CA /GTE Mobilnet California LP

---

This is to provide the Commission with notice according to the provisions of General Order No. 159A of the Public Utilities Commission of the State of California ( "CPUC") for the project described in Attachment A.

A copy of this notification letter is also being provided to the appropriate local government agency for its information. Should there be any questions regarding this project, or if you disagree with any of the information contained herein, please contact the representative below.

Verizon Wireless

Ann Goldstein  
Coordinator RE & Compliance - West Territory  
1515 Woodfield Road, #1400  
Schaumburg, IL 60173  
WestAreaCPUC@VerizonWireless.com

JURISDICTION	PLANNING MANAGER	CITY MANAGER	CITY CLERK	DIRECTOR OF SCHOOL BOARD	COUNTY
City of San Francisco	CPC.Wireless@sfgov.org	city.administrator@sfgov.org	Board.of.Supervisors@sfgov.org		San Francisco

VZW Legal Entity		Site Name		Site Address		Tower Design	Size of Building or NA
GTE Mobilnet California LP		SF LM 213 - A		365 Main Street, San Francisco , CA94105		Utility pole/tower	N/A
Site Latitude	Site Longitude	PS Location Code	Tower Appearance	Tower Height (in feet)	Type of Approval	Approval Issue Date	
37°47'18.63"N	122°23'26.221"W NAD(83)	425111	Antenna Rad 26.33	31.83	Permitting	02/10/2021	

Project Description: VERIZON WIRELESS PROPOSES TO MODIFY AN EXISTING WIRELESS COMMUNICATION SITE ON A STEEL LIGHT POLE IN THE PUBLIC RIGHT-OF-WAY

5G Configuration: (2) count of Ericsson VZ-AIR6701 TB Azimuth: 150, 270

4G Configuration: Commscope VVSSP-360S-M

Azimuth 0 (Omni-directional) Radios: (1) 4455 Transport Mod - OneFiber - SF/EAST BAY/SAN RAFAEL

**From:** [Board of Supervisors, \(BOS\)](#)  
**To:** [BOS-Supervisors](#)  
**Cc:** [Calvillo, Angela \(BOS\)](#); [Somera, Alisa \(BOS\)](#); [Ng, Wilson \(BOS\)](#)  
**Subject:** FW: CPUC - Verizon Wireless - City of San Francisco-SF UM PH4 SC 128 - A-302723  
**Date:** Thursday, February 11, 2021 2:46:00 PM  
**Attachments:** [CPUC\\_1414.pdf](#)

---

**From:** CPUC Team <westareacpuc@verizonwireless.com>  
**Sent:** Thursday, February 11, 2021 11:30 AM  
**To:** GO159Areports@cpuc.ca.gov  
**Cc:** westareacpuc@verizonwireless.com; CPC.Wireless <CPC.Wireless@sfgov.org>; Administrator, City (ADM) <city.administrator@sfgov.org>; Board of Supervisors, (BOS) <board.of.supervisors@sfgov.org>; clarence.chavis@verizonwireless.com  
**Subject:** CPUC - Verizon Wireless - City of San Francisco-SF UM PH4 SC 128 - A-302723

This message is from outside the City email system. Do not open links or attachments from untrusted sources.

This is to provide your agency with notice according to the provisions of General Order No. 159A of the Public Utilities Commission of the State of California ("CPUC") see attachment.  
This notice is being provided pursuant to Section IV.C.2.

Feb 11, 2021

Consumer Protection and Enforcement Division  
California Public Utilities Commission  
505 Van Ness Avenue  
San Francisco, CA 94102  
GO159Areports@cpuc.ca.gov

RE: Notification Letter for SF UM PH4 SC 128 - A  
San Francisco, CA /GTE Mobilnet California LP

---

This is to provide the Commission with notice according to the provisions of General Order No. 159A of the Public Utilities Commission of the State of California ( "CPUC") for the project described in Attachment A.

A copy of this notification letter is also being provided to the appropriate local government agency for its information. Should there be any questions regarding this project, or if you disagree with any of the information contained herein, please contact the representative below.

Verizon Wireless

Ann Goldstein  
Coordinator RE & Compliance - West Territory  
1515 Woodfield Road, #1400  
Schaumburg, IL 60173  
WestAreaCPUC@VerizonWireless.com



JURISDICTION	PLANNING MANAGER	CITY MANAGER	CITY CLERK	DIRECTOR OF SCHOOL BOARD	COUNTY
City of San Francisco	CPC.Wireless@sfgov.org	city.administrator@sfgov.org	Board.of.Supervisors@sfgov.org		San Francisco

VZW Legal Entity		Site Name		Site Address		Tower Design	Size of Building or NA
GTE Mobilnet California LP		SF UM PH4 SC 128 - A		Adjacent to 1175 Francisco St. (P.R.O.W.), San Francisco , CA94109		Utility pole/tower	N/A
Site Latitude	Site Longitude	PS Location Code	Tower Appearance	Tower Height (in feet)	Type of Approval	Approval Issue Date	
37°48'11.488"N	122°25'28.852"W	302723	Antenna Rad 28	30	Zoning	11/02/2020	

Project Description: Install 1 cylindrical antenna RRU's and related equipment on an existing light pole. 5GNR Carrier Add Project

**From:** [Board of Supervisors, \(BOS\)](#)  
**To:** [BOS-Supervisors](#)  
**Cc:** [Calvillo, Angela \(BOS\)](#); [Somera, Alisa \(BOS\)](#); [Ng, Wilson \(BOS\)](#)  
**Subject:** FW: [New post] Taraval Merchants Beyond Frustration With MUNI  
**Date:** Wednesday, February 17, 2021 4:02:00 PM

**From:** Jamey Frank <jameyfrank@icloud.com>

**Sent:** Thursday, February 11, 2021 5:05 PM

**To:** Board of Supervisors, (BOS) <board.of.supervisors@sfgov.org>; Mandelman, Rafael (BOS) <rafael.mandelman@sfgov.org>; Peskin, Aaron (BOS) <aaron.peskin@sfgov.org>; Safai, Ahsha (BOS) <ahsha.safai@sfgov.org>; Stefani, Catherine (BOS) <catherine.stefani@sfgov.org>; Ronen, Hillary <hillary.ronen@sfgov.org>; Breed, Mayor London (MYR) <mayorlondonbreed@sfgov.org>; Haney, Matt (BOS) <matt.haney@sfgov.org>; Walton, Shamann (BOS) <shamann.walton@sfgov.org>

**Subject:** Fwd: [New post] Taraval Merchants Beyond Frustration With MUNI

This message is from outside the City email system. Do not open links or attachments from untrusted sources.

How can SFMTA spend \$90 MILLION on this project that no merchant or resident wants?  
SFMTA claims they have no money to run Muni.

**Yet Muni operators are being paid 100% to do NOTHING while 2/3 of bus lines aren't running.**

Meanwhile, Fare Inspectors are told NOT TO CITE UNPAYING PASSENGERS, but instead to look for double-parked cars to issue \$350 fines!

Muni isn't supposed to be Welfare for non-working drivers. Yet it continues to squander funds on unwanted and unneeded projects.

I have voted for my LAST initiative to increase funding for SFMTA. Because all customer feedback falls on deaf ears with Muni and SFMTA.

—Jamey Frank  
Church Street, San Francisco.

**P.S. When is SFMTA going to reopen abandoned Church Street thoroughfare and return the J-Church to the subway?**

Begin forwarded message:

**From:** zrants <zrants@gmail.com>  
**Subject:** Fwd: [New post] Taraval Merchants Beyond Frustration With MUNI  
**Date:** February 11, 2021 at 2:15:26 AM PST  
**To:** Zrants GM <zrants@gmail.com>

FYI: It appears that our followers were somehow removed from the site. If you want to follow meter madness, please try to sign up to follow us again and if the system does not work let us know and we will try to do something about it.

Respond to this post by replying above this line

## New post on **Meter Madness**



### [Taraval Merchants Beyond Frustration With MUNI](#)

by [zRants](#)

by Jonathan Farrell : westsideobserver - excerpt Failure to Keep Promises Piques Tempers With an estimated cost of \$90 million dollars San Francisco Municipal Transportation Authority (MUNI) is anticipating the completion of a portion of the total renovation and upgrade to the L-Taraval trolley line at some point this coming Fall of 2021. While work [...]

[Read more of this post](#)

[zRants](#) | February 11, 2021 at 9:53 am | Categories: [Uncategorized](#) | URL: <https://wp.me/p2aXfz-4SU>

[Comment](#)

[See all comments](#) [Like](#)

[Unsubscribe](#) to no longer receive posts from Meter Madness.

Change your email settings at [Manage Subscriptions](#).

**Trouble clicking?** Copy and paste this URL into your browser:

<https://metermadness.wordpress.com/2021/02/11/taraval-merchants-beyond-frustration-with-muni/>

Thanks for flying with [WordPress.com](#)

**From:** [Board of Supervisors, \(BOS\)](#)  
**To:** [BOS-Supervisors](#)  
**Cc:** [Calvillo, Angela \(BOS\)](#); [Somera, Alisa \(BOS\)](#); [Ng, Wilson \(BOS\)](#)  
**Subject:** FW: American Skin/Police Commission Meeting Follow-Up  
**Date:** Tuesday, February 16, 2021 8:44:00 AM

---

**From:** Dante King <dante@danteking.com>

**Sent:** Sunday, February 14, 2021 9:55 PM

**To:** SFPD, Chief (POL) <sfpdchief@sfgov.org>

**Cc:** Phelicia Jones <hopepreservation@yahoo.com>; Breed, Mayor London (MYR) <mayorlondonbreed@sfgov.org>; Board of Supervisors, (BOS) <board.of.supervisors@sfgov.org>; Haney, Matt (BOS) <matt.haney@sfgov.org>; MandelmanStaff, [BOS] <mandelmanstaff@sfgov.org>; Peskin, Aaron (BOS) <aaron.peskin@sfgov.org>; Preston, Dean (BOS) <dean.preston@sfgov.org>; Ronen, Hillary <hillary.ronen@sfgov.org>; Safai, Ahsha (BOS) <ahsha.safai@sfgov.org>; Stefani, Catherine (BOS) <catherine.stefani@sfgov.org>; Walton, Shamann (BOS) <shamann.walton@sfgov.org>; Yee, Norman (BOS) <norman.yee@sfgov.org>; Melgar, Myrna (BOS) <myrna.melgar@sfgov.org>; Chan, Connie (BOS) <connie.chan@sfgov.org>; Henderson, Paul (DPA) <paul.henderson@sfgov.org>; Hawkins, Sarah (DPA) <sarah.hawkins@sfgov.org>; naacpsfbr@att.net; Elias, Cindy (POL) <cindy.elias@sfgov.org>; Hamasaki, John (POL) <john.hamasaki@sfgov.org>; Cohen, Malia (POL) <malia.cohen@sfgov.org>; Brookter, Dion-Jay (POL) <dionjay.brookter@sfgov.org>; DeJesus, Petra (POL) <petra.dejesus@sfgov.org>; Davis, Sheryl (HRC) <sheryl.davis@sfgov.org>; Williams, Yulanda (POL) <yulanda.williams@sfgov.org>

**Subject:** American Skin/Police Commission Meeting Follow-Up

This message is from outside the City email system. Do not open links or attachments from untrusted sources.

Good evening Chief Scott,

I hope this message finds you well. I am sending this message to share a brief reflection with you about the movie American Skin and its connection to a faction of the culture and members at the SFPD. In addition, this is also meant as a follow-up to my appearance at the SF Police Commission meeting in December.

I had the opportunity to see the movie American Skin last week. At or around roughly 50- minutes into the movie, there is a scene where the father of the Black male child (who was slain) begins leading what could be construed as a mock trial, for the officer who shot his son during the traffic stop.

As the scene progressed, I became startled, almost in shock. Tears filled my eyes, and I began to have chills, because it was as if my life was flashing before my very face. The behaviors, reactions, and statements expressed by the officers in the scene provide an extremely close, if not an exact, account of my experiences Implicit Bias training to SFPD between 2016, and 2019. The White and Latinx officers who assert their viewpoints during this scene could be members of the SFPD, and they would fit-in perfectly. Some of the statements shared during this scene that were almost direct

quotes or remarkably close to sentiments expressed by members of the SFPD were:

- "The slavery thing is a fucking cop-out. It happened. Get over it! It ain't my job to make sense of it. It's our job to get the bad people off the street."
- When asked about the Holocaust by one of the jurors, the officer responds, "It's not the same". The officer then goes on to convey empathy for women's issues and about the Holocaust, and proceeds to make an exception saying, "But for them (Black people)?"
- When asked directly from the Black father, "Why is it so hard for you to empathize with Black people? The officer goes on to say, **"Because you guys make it hard"**. One of the jurors says, "There goes that racist shit", and the other officer speaks-up for him and offers, **"See that's the problem right there. Anytime anyone speaks the truth in this country, they're labeled a racist. Let me tell you something, the KKK is racist. Nazi's are racist."** He then offers, **"I'm not racist, I know that. I don't see color. I don't treat people differently based on the color of their skin."** Anyone of these guys will tell you that. **I have had partners of all colors and frankly, I haven't met any racist cops.** We have a Black captain for Christ sakes, meaning it's fucking impossible for us to be racist.
- The White officer then goes on to ask, sarcastically, **"So you're saying that it's possible for a Black cop to be racist towards another Black, to target him or shoot him based on a bias?"** He then becomes upset when the answer he is provided is in the affirmative, stating, **"That's bullshit!! Come on!! I'm just saying. You guys want to call racism, but a lot of the things Black people have to deal with is based on the way Black people act."**
- The Latinx officer speaks up and says, **"You guys just reach and reach. Maybe Blacks and Latinos aren't all victims. Maybe they are the actual thugs that they are saying they are in their music"**.
- During the exchange between the Latinx officer and the Latinx inmate, the rage, contempt, and anger exhibited by the officer towards the inmate is extremely close to the behaviors and reactions demonstrated by many of the participants in our sessions - whenever there were associations made between law enforcements sordid and corrupt history against Black people in this country.
- The White officer offers, **"The thing that separates us isn't race. It's class, education (this is an exact statement repeated many, many times)."** **"You think Black people are the only ones that have to deal with....."**

The bolded statements above represent extremely close accounts of my experiences while training SFPD.

As you know, I appeared before the [Police Commission in December 2020](#). While I attempted to convey the experiences my team I encountered during the project, I realized through seeing this movie that even the examples I shared lacked the heightened anger, intensity, and hostility of all the experiences I shared during my testimony. This entire scene is both reminiscent and reflective of mine, and my team's experiences working with your department, and it would behoove you to see this movie if you have not watched it already - so that you can see (even though you might already know deep down inside, due to your years in law enforcement) what the expressions of your Lieutenant, Sergeant, and Officer staff was like during our time with them.

I am recommending that you require the entire SFPD member watch this movie and host a post movie facilitated discussion for approximately 2-3 hours (consisting of groups of 40-50 staff members per discussion. Members of the police commission should also be present and participate. I believe this could be a very robust exercise and allow you to get a firsthand pulse on some of the thought processes that exist amongst and within members of your force.

I am also copying Mayor London Breed, members of the SF Police Commission, Paul Henderson and Sarah Hawkins at the SF Department of Police Accountability, Director Sheryl Davis at the Human Rights Commission, as well as members of the San Francisco Board of Supervisors, Phelicia Jones (head of Wealth and Disparities in the Black Community), Yulanda Williams, one of the leaders of the Officers for Justice, and the SF NAACP (for transparency purposes, as I know that this is an ongoing discussion throughout the City and County of San Francisco).

Again, please prioritize the screening of this movie and find a way to integrate into the SFPD learning activities. I hope, if utilized, that you will be empowered to lead with strength and vigor - in order to make the changes that are desperately needed within and throughout the ranks.

If you have any questions, please let me know. I will assist in any way possible.

In solidarity for empowerment, liberation, equity, and justice!

Best,



[Anti-Racism, Empowerment, Liberation, and Racial Justice Specialist](#)  
[www.danteking.com](http://www.danteking.com)  
[LinkedIn](#)

### **Featured Facilitations, Interviews, and Articles:**

[Part One: The Legal Construction of Anti-Blackness and Its Link to White Racism, White Privilege, and White Power](#)

[Part Two: The Legal Construction of Anti-Blackness and Its Link to White Racism, White Privilege, and White Power](#)

[Part Three: The Origins of White Supremacy and Anti-Blackness; and Their Impacts in Law, Government, Religion, Academia, Health Care \(Racial Health Abuse\) and Health Education \(Racial Terrorism\)](#)

[Part Four: Anti-Blackness and Its Link to White Power, and Privilege - Reconstruction, Government Organized and Legalized Black Lynchings, and Fear](#)



**From:** [Board of Supervisors, \(BOS\)](#)  
**To:** [BOS-Supervisors](#)  
**Cc:** [Calvillo, Angela \(BOS\)](#); [Somera, Alisa \(BOS\)](#); [Ng, Wilson \(BOS\)](#)  
**Subject:** FW: Assistance for Mom and Pop Landlords COVID -19  
**Date:** Tuesday, February 16, 2021 8:51:00 AM

---

**From:** Major, Erica (BOS) <erica.major@sfgov.org>

**Sent:** Tuesday, February 16, 2021 8:49 AM

**To:** K cloudsrest <cloudsrest789@gmail.com>; PeskinStaff (BOS) <peskinstaff@sfgov.org>; Yan, Calvin (BOS) <calvin.yan@sfgov.org>; Breed, Mayor London (MYR) <mayorlondonbreed@sfgov.org>; Board of Supervisors, (BOS) <board.of.supervisors@sfgov.org>

**Subject:** RE: Assistance for Mom and Pop Landlords COVID -19

Thank you for your inquiry, it will be submitted to the full Board and the Communications page.

(Please add to c-pages)

## ERICA MAJOR

### Assistant Clerk

Board of Supervisors

1 Dr. Carlton B. Goodlett Place, City Hall, Room 244 San Francisco, CA 94102

Phone: (415) 554-4441 | Fax: (415) 554-5163

[Erica.Major@sfgov.org](mailto:Erica.Major@sfgov.org) | [www.sfbos.org](http://www.sfbos.org)

**(VIRTUAL APPOINTMENTS)** To schedule a “virtual” meeting with me (on Microsoft Teams), please ask and I can answer your questions in real time.

*Due to the current COVID-19 health emergency and the Shelter in Place Order, the Office of the Clerk of the Board is working remotely while providing complete access to the legislative process and our services.*

Click [HERE](#) to complete a Board of Supervisors Customer Service Satisfaction form.

The [Legislative Research Center](#) provides 24-hour access to Board of Supervisors legislation, and archived matters since August 1998.

~~~~~

**Disclosures:** *Personal information that is provided in communications to the Board of Supervisors is subject to disclosure under the California Public Records Act and the San Francisco Sunshine Ordinance. Personal information provided will not be redacted. Members of the public are not required to provide personal identifying information when they communicate with the Board of Supervisors and its committees. All written or oral communications that members of the public submit to the Clerk's Office regarding pending legislation or hearings will be made available to all members of the public for inspection and copying. The Clerk's Office does not redact any information from these submissions. This means that personal information—including names, phone numbers, addresses and similar information that a member of the public elects to submit to the Board and its committees—may appear on the Board of Supervisors website or in other public documents that members of the public may inspect or copy.*

---

**From:** K cloudsrest <[cloudsrest789@gmail.com](mailto:cloudsrest789@gmail.com)>

**Sent:** Friday, February 12, 2021 10:05 PM

**To:** PeskinStaff (BOS) <[peskinstaff@sfgov.org](mailto:peskinstaff@sfgov.org)>; Major, Erica (BOS) <[erica.major@sfgov.org](mailto:erica.major@sfgov.org)>; Yan, Calvin (BOS) <[calvin.yan@sfgov.org](mailto:calvin.yan@sfgov.org)>; Breed, Mayor London (MYR) <[mayorlondonbreed@sfgov.org](mailto:mayorlondonbreed@sfgov.org)>

**Cc:** [cloudsrest789@gmail.com](mailto:cloudsrest789@gmail.com)

**Subject:** Assistance for Mom and Pop Landlords COVID -19

This message is from outside the City email system. Do not open links or attachments from untrusted sources.

Dear Mayor Breed, Board of Supervisors, Supervisor Peskin:

Will there be rental assistance for small-time landlords who have lost 50-75% of their rental income due to tenants having moved out since March 2020?

The current rental assistance grants do not help us since most of our tenants have moved out. The issue for us is not failure by tenants to pay rent; it's losing almost ALL our rental income due to lack of tenants! All we ask for is a one-grant to kick start our rental income. We have had only one or two people interested in renting our studio apartments. We have lost 75% of our tenants. How are we going to maintain our property and pay for operating expenses, i.e., plumbing repairs, roofing, utilities, garbage, recycling, painting, heating, property tax, etc. NO ONE IS GIVING US A BREAK and WE NEED YOUR HELP TO CONTINUE PROVIDING AFFORDABLE HOUSING! Thank you!

K.Wong  
(415) 992-2489  
District 3 Constituent

--

Karen Y. Wong  
mobile (415) 992-2489



**From:** [Board of Supervisors, \(BOS\)](#)  
**To:** [BOS-Supervisors](#)  
**Cc:** [Calvillo, Angela \(BOS\)](#); [Somera, Alisa \(BOS\)](#); [Ng, Wilson \(BOS\)](#); [Carroll, John \(BOS\)](#)  
**Subject:** FW: Back to work letter - San Francisco Latinx Democratic Club  
**Date:** Tuesday, February 9, 2021 1:51:00 PM  
**Attachments:** [SFLDC LTR TO BOS - ITEM 16 \(Final\).pdf](#)

---

Hello,

Please see the attached letter for Item 16 on today's Board agenda.

**File No. 200830: Police Code – Right to Reemployment Following layoff Due to COVID-19 Pandemic.**

Regards,

Jackie Hickey  
Board of Supervisors  
1 Dr. Carlton B. Goodlett Place, City Hall, Room 244  
San Francisco, CA 94102-4689  
Phone: (415) 554-5184 | Direct: (415) 554-7701  
[jacqueline.hickey@sfgov.org](mailto:jacqueline.hickey@sfgov.org) | [www.sfbos.org](http://www.sfbos.org)

---

**From:** Kevin Ortiz <kevinortizsf@gmail.com>  
**Sent:** Tuesday, February 9, 2021 1:17 PM  
**To:** Board of Supervisors, (BOS) <board.of.supervisors@sfgov.org>; Walton, Shamann (BOS) <shamann.walton@sfgov.org>  
**Cc:** Christopher Christensen <chrisducky9976@gmail.com>; Venecia Margarita <vene\_la\_necia@yahoo.com>; anabel ibanez <ibaneza02@gmail.com>; Laurel Muniz <lmunizsf@gmail.com>; Robert Sandoval <r.sandoval@ibtlocal350.com>  
**Subject:** Back to work letter - San Francisco Latinx Democratic Club

This message is from outside the City email system. Do not open links or attachments from untrusted sources.

Hi All,

Attached you find the SFLDC letter attached for supporting the back to work ordinance extension.

All the best,

**Kevin Ortiz**

*Transportation Authority Community Advisory Commissioner - District 9*

---

"WORKING TO EMPOWER  
THE LATINX COMMUNITY"

---



---

"TRABAJANDO PARA EMPODERAR  
LA COMUNIDAD LATINX"

---

## SAN FRANCISCO LATINX DEMOCRATIC CLUB

### CO-PRESIDENTS

VENECIA MARGARITA  
ANABEL IBANEZ

### VICE-PRESIDENTS OF POLITICAL AFFAIRS

KEVIN ORTIZ  
LAUREL MUNIZ

### VICE-PRESIDENT OF CULTURAL AFFAIRS

ROBERT SANDOVAL

### VICE-PRESIDENTS OF MEMBERSHIP

MARIA JANDRES  
PEPE RODRIGUEZ

### VICE-PRESIDENT OF COMMUNICATIONS

MALLORY SHINGLE

### TREASURER

KARLA GARCIA

### SECRETARY

ERNESTO CUELAR

### PARLIAMENTARIAN

BAHLAM VIGIL

February 7, 2021

### ***Re: Supporting Item 16 - Right to Reemployment Following Layoff Due to COVID-19 Pandemic***

Dear Honorable Supervisors,

The mission of the San Francisco Latinx Democratic Club is to empower the Latinx community. As we look at the devastating impacts of the COVID-19 pandemic, it is clear the Latinx community has been one of the most impacted demographics by this virus, with glaring health concerns that cannot be ignored.

Simultaneously, there has been an economic standstill shutting down entire countries and nearly destroying entire industries. Over 40 million workers have been laid off, creating an unemployment crisis unrivaled since the Great Depression. Latinx essential workers are the foundation of many of these businesses, and they deserve the opportunity to be first in line for re-hire when it is safe to reopen in their industry.

We are writing today to urge your continued support for Item 16, the Right to Reemployment Following Layoff, also known as the Back to Work Ordinance.

In July 2020, the membership of the SFLDC voted to support this ordinance. Since then, this law has helped thousands of laid-off San Francisco workers secure job offers through a fair process and re-hire nearly a thousand workers. This ordinance will continue to do so as the pandemic rages on, a critical step to support working people in San Francisco. It is fair, thoughtful, and targeted and affects no small businesses. It simply asks bigger businesses to rehire, not replace, their workers when they can.

Workers, especially those of color, are looking to you now as our elected representatives to show that you have the back of communities that need you most. Economic security is crucial for public health.

We urge you to support the essential workers that make this city thrive. Please support the Back to Work Ordinance.

Sincerely,

The San Francisco Latinx Democratic Club

---

SAN FRANCISCO LATINX DEMOCRATIC CLUB  
60 29TH STREET, #619  
SAN FRANCISCO, CA 94110

**From:** [Board of Supervisors, \(BOS\)](#)  
**To:** [BOS-Supervisors](#)  
**Cc:** [Calvillo, Angela \(BOS\)](#); [Somera, Alisa \(BOS\)](#); [Ng, Wilson \(BOS\)](#); [ChanStaff \(BOS\)](#)  
**Subject:** FW: Board of Supervisors Meeting Comment for 2/9/21  
**Date:** Tuesday, February 9, 2021 12:22:00 PM

---

-----Original Message-----

From: Sara Stolarski <sarastolarski@sbcglobal.net>  
Sent: Tuesday, February 9, 2021 10:36 AM  
To: Board of Supervisors, (BOS) <board.of.supervisors@sfgov.org>  
Subject: Board of Supervisors Meeting Comment for 2/9/21

This message is from outside the City email system. Do not open links or attachments from untrusted sources.

Dear Board,

Good afternoon! I am a concerned neighbor living in district 1. There has been an enormous uptick in crime. Specifically in garage and home break ins. This is very concerning. Every night I go to bed thinking will tonight be the night we get burglarized? Even with fortification and protection I worry. Leaving the house to go on a walk with my newborn is now something I worry about. I am wondering what is being done to combat this crime? What is the board doing specifically with SFPD to decrease crime?

Thank you,

Sara

Sent from my iPhone

**From:** [Board of Supervisors, \(BOS\)](#)  
**To:** [BOS-Supervisors](#)  
**Cc:** [Calvillo, Angela \(BOS\)](#); [Somera, Alisa \(BOS\)](#); [Ng, Wilson \(BOS\)](#)  
**Subject:** FW: How can I help change the crime and theft in our neighborhood?  
**Date:** Wednesday, February 17, 2021 9:16:00 AM  
**Attachments:** [image001.png](#)

---

**From:** Carroll, John (BOS) <[john.carroll@sfgov.org](mailto:john.carroll@sfgov.org)>

**Sent:** Thursday, February 11, 2021 4:14 PM

**To:** susan mohun <[susanmohun@gmail.com](mailto:susanmohun@gmail.com)>

**Cc:** Board of Supervisors, (BOS) <[board.of.supervisors@sfgov.org](mailto:board.of.supervisors@sfgov.org)>

**Subject:** FW: How can I help change the crime and theft in our neighborhood?

Thank you for your message. By copy of this email, it is sent to the Board of Supervisors for their consideration.

**John Carroll**

**Assistant Clerk**

Board of Supervisors

San Francisco City Hall, Room 244

San Francisco, CA 94102

(415) 554-4445

**(VIRTUAL APPOINTMENTS)** To schedule a virtual meeting with me (on Microsoft Teams), please ask and I can answer your questions in real time.

*Due to the current COVID-19 health emergency and the Shelter in Place Order, the Office of the Clerk of the Board is working remotely while providing complete access to the legislative process and our services.*



Click [here](#) to complete a Board of Supervisors Customer Service Satisfaction form.

The [Legislative Research Center](#) provides 24-hour access to Board of Supervisors legislation and archived matters since August 1998.

**Disclosures:** *Personal information that is provided in communications to the Board of Supervisors is subject to disclosure under the California Public Records Act and the San Francisco Sunshine Ordinance. Personal information provided will not be redacted. Members of the public are not required to provide personal identifying information when they communicate with the Board of Supervisors and its committees. All written or oral communications that members of the public submit to the Clerk's Office regarding pending legislation or hearings will be made available to all members of the public for inspection and copying. The Clerk's Office does not redact any information from these submissions. This means that personal information—including names, phone numbers, addresses and similar information that a member of the public elects to submit to the Board and its committees—may appear on the Board of Supervisors website or in other public documents that members of the public may inspect or copy.*

-----Original Message-----

From: susan mohun <[susanmohun@gmail.com](mailto:susanmohun@gmail.com)>

Sent: Thursday, February 11, 2021 9:39 AM

To: Carroll, John (BOS) <[john.carroll@sfgov.org](mailto:john.carroll@sfgov.org)>

Subject: How can I help change the crime and theft in our neighborhood?

This message is from outside the City email system. Do not open links or attachments from untrusted sources.

Dear Sir,

I go to Walgreens on Divisadero and Lombard almost every day and I see the same thing over and over- some one literally bumping the shelves and stealing as much as they can fit San francisco now” I CANNOT accept that - I grew up here what is happening?

The people that work there have asked for a guard for 2 years to no avail and they are left unsafe

and with the task of itemizing every day all that is stolen.

My family won't even come with me anymore because they don't feel safe.

This HAS TO CHANGE!!!!

I am more than happy to help in any way I can because we have to get our city back to a civil society before its too late.

Just last week I gathered up (AGAIN) what remained of a car theft of 4 students visiting from Atlanta who left their car for 5 minutes to take a photo and lost everything- who in their right mind would want to visit San Francisco?

It isn't safe and there are NO consequences for those that break the law!!!

PLEASE PLEASE let's make positive changes.

I will help in any way I can but this has gotten intolerable!

Sincerely,

Susan Mohun

**From:** [Board of Supervisors, \(BOS\)](#)  
**To:** [BOS-Supervisors](#)  
**Cc:** [Calvillo, Angela \(BOS\)](#); [Somera, Alisa \(BOS\)](#); [Ng, Wilson \(BOS\)](#)  
**Subject:** FW: Joint Letter Regarding Vaccines for Frontline Shelter Staff  
**Date:** Friday, February 5, 2021 1:42:00 PM  
**Attachments:** [Vaccine Letter 2.5.21.docx.pdf](#)

---

**From:** Steve Good <steveg@fivekeys.org>  
**Sent:** Friday, February 5, 2021 1:07 PM  
**Subject:** Joint Letter Regarding Vaccines for Frontline Shelter Staff

This message is from outside the City email system. Do not open links or attachments from untrusted sources.

February 5, 2021

Honorable London Breed  
Mayor of San Francisco  
1 Dr. Carlton Goodlett Place, room 200  
San Francisco, CA 94102

Dear Mayor Breed,

As you know, a number of community-based organizations have stepped up during the COVID-19 pandemic, stretching already-limited staffing and resources to put everything we can into safely sheltering unhoused people from the pandemic, the elements, and the many dangers of living on the streets.

Each day, our housing and homeless services staff work across San Francisco to run the city's many congregate shelters, Navigation Centers, and Shelter-In-Place hotels, in which thousands of medically vulnerable San Franciscans reside. Many of our staff work at large sites with more than 100 people and up to 500 people. These staff have daily direct contact with coworkers and guests, putting their lives on the line to care for people who have no one else to take care of them.

Per CDC classifications, almost all of our housing and homeless services staff are considered "Community Health Workers" which are Tier 1A, eligible to get vaccinated now. Despite this fact, we have been waiting for over a month to receive COVID-19 vaccinations for our staff, many of whom are medically vulnerable themselves.

With this in mind, we ask you to consider the following requests to support our staff, many of them medically vulnerable themselves, as we continue to work with some of the most vulnerable San Franciscans.

**Our Asks:**

- 
- Vaccines be immediately

made available to all housing and homeless services staff -- not prioritizing congregate sites over others shelters / programs

- 
- 
- We receive clear directions
- and support for how to access staff vaccines
- - 
  - Centralized vaccine sites
  - with specific times for housing and homeless services staff to get vaccinated.
  - 
  - 
  - Access to additional vaccination
  - opportunities if staff miss the first opportunities
  - 
  - 
  - Easily accessible vaccine
  - educational materials
  -

All of our programs are being significantly impacted by staff contracting COVID, stressing our collective ability to provide these essential services. In fact, some of our agencies have experienced as much as 35% of our housing staff being out due to COVID. During these unprecedented times, we ask that you provide our staff the same opportunity for working safely as you have provided the many others who were prioritized over shelter workers. This will send a powerful message about the significance of our work.

Thank you for the groundbreaking work you are doing to keep unhoused individuals safe and housed in San Francisco. We look forward to continuing to work with you to end homelessness and COVID-19 infections in our city.

Sincerely,  
Five Keys  
Episcopal Community Services  
Glide  
Compass Family Services  
Coalition on Homelessness





CC: SF Board of Supervisors  
Abigail Stewart-Kahn



STEVE GOOD

PRESIDENT AND CEO

D: 415.734.3311



**Executive Asst:** 415.622.6237

F: 415.734.3314

E: [steveg@fivekeys.org](mailto:steveg@fivekeys.org)

A: 70 Oak Grove Street, San Francisco, CA 94107

W: [www.fivekeys.org](http://www.fivekeys.org)



February 5, 2021

Honorable London Breed  
Mayor of San Francisco  
1 Dr. Carlton Goodlett Place, room 200  
San Francisco, CA 94102

Dear Mayor Breed,

As you know, a number of community-based organizations have stepped up during the COVID-19 pandemic, stretching already-limited staffing and resources to put everything we can into safely sheltering unhoused people from the pandemic, the elements, and the many dangers of living on the streets.

Each day, our housing and homeless services staff work across San Francisco to run the city's many congregate shelters, Navigation Centers, and Shelter-In-Place hotels, in which thousands of medically vulnerable San Franciscans reside. Many of our staff work at large sites with more than 100 people and up to 500 people. These staff have daily direct contact with coworkers and guests, putting their lives on the line to care for people who have no one else to take care of them.

Per CDC classifications, almost all of our housing and homeless services staff are considered "Community Health Workers" which are Tier 1A, eligible to get vaccinated now. Despite this fact, we have been waiting for over a month to receive COVID-19 vaccinations for our staff, many of whom are medically vulnerable themselves.

With this in mind, we ask you to consider the following requests to support our staff, many of them medically vulnerable themselves, as we continue to work with some of the most vulnerable San Franciscans.

**Our Asks:**

- Vaccines be immediately made available to all housing and homeless services staff -- not prioritizing congregate sites over others shelters / programs
- We receive clear directions and support for how to access staff vaccines
  - Centralized vaccine sites with specific times for housing and homeless services staff to get vaccinated.
  - Access to additional vaccination opportunities if staff miss the first opportunities
  - Easily accessible vaccine educational materials

All of our programs are being significantly impacted by staff contracting COVID, stressing our collective ability to provide these essential services. In fact, some of our agencies have experienced as much as 35% of our housing staff being out due to COVID. During these unprecedented times, we ask that you provide our staff the same opportunity for working safely as you have provided the many others who were prioritized over shelter workers. This will send a powerful message about the significance of our work.

Thank you for the groundbreaking work you are doing to keep unhoused individuals safe and housed in San Francisco. We look forward to continuing to work with you to end homelessness and COVID-19 infections in our city.

Sincerely,  
Five Keys  
Episcopal Community Services  
Glide  
Compass Family Services  
Coalition on Homelessness



COMPASS FAMILY SERVICES  
Housing. Support. Hope.



**Episcopal**  
**Community Services**  
San Francisco

CC: SF Board of Supervisors  
Abigail Stewart-Kahn

**From:** [Board of Supervisors, \(BOS\)](#)  
**To:** [BOS-Supervisors](#)  
**Cc:** [Calvillo, Angela \(BOS\)](#); [Somera, Alisa \(BOS\)](#); [Ng, Wilson \(BOS\)](#); [Wong, Linda \(BOS\)](#)  
**Subject:** FW: Letter from Community Coalition re: SIP Hotels  
**Date:** Wednesday, February 10, 2021 4:26:00 PM  
**Attachments:** [CoalitionLettertoMayorBreedReSipHotels.pdf](#)

---

**From:** Sara Shortt <sshortt@chp-sf.org>  
**Sent:** Wednesday, February 10, 2021 4:08 PM  
**To:** Breed, Mayor London (MYR) <mayorlondonbreed@sfgov.org>  
**Cc:** Elsbernd, Sean (MYR) <sean.elsbernd@sfgov.org>; Sawyer, Amy (MYR) <amy.sawyer@sfgov.org>; Cohen, Emily (HOM) <emily.cohen@sfgov.org>; Stewart-Kahn, Abigail (HOM) <abigail.stewart-kahn@sfgov.org>; Board of Supervisors, (BOS) <board.of.supervisors@sfgov.org>  
**Subject:** Letter from Community Coalition re: SIP Hotels

This message is from outside the City email system. Do not open links or attachments from untrusted sources.

Dear Mayor Breed,

Please find the attached letter regarding the city's "shelter in place" hotels, which has been signed by 50 community organizations.

We look forward to hearing your response at your earliest convenience.

Sara

**Sara Shortt (she/her) | Director of Public Policy & Community Organizing**  
Community Housing Partnership  
**m:** 415.846.0750  
[chp-sf.org](http://chp-sf.org)

20 Jones Street, Suite 200  
San Francisco, CA 94102

February 10, 2021

Honorable London Breed  
Mayor of San Francisco  
1 Dr. Carlton Goodlett Place, room 200  
San Francisco, CA 94102

Dear Mayor Breed,

We are a group of service providers, people with lived experience with homelessness and community stakeholders who came together after the plan to close the SIP hotels was announced in October. We were concerned that this announcement was made before there was an adequate housing plan to ensure those in SIP hotels did not return to the streets, and that residents of the hotels were not properly informed about their fates, knowing only that the hotels would close. Over 100 organizations wrote to you with our concerns in a [sign on letter](#) at the time, but did not receive a response. Our goal was then and continues to be that before the city closes down SIP hotels, a realistic, well-resourced and compassionate plan is created that:

- Collaborates with service providers and residents.
- Plans for re-assignment of workers.
- Involves input of the residents.
- Is COVID safe, including testing of residents and staff before moving
- Ensures that residents are housed and their needs met with true long term stability.
- Continue to track and publicly report housing and placement outcomes for all SIP Hotel residents.
- Is data informed with strong community oversight.
- Equitably meets the needs of unhoused people outside of hotels, including underserved neighborhoods and families.
- Ensure Shelter Grievance Due Process is back in place.

Since we have formed, we worked on legislation to meet many of our goals, the city has gone back to the drawing board and created a much more realistic plan, and the closures were delayed.

However, we are concerned with recent communication from both the [Department of Homelessness and Supportive Housing](#), and [yourself](#) regarding the SIP hotel closure, which seemed to deviate from agreements we believed were reached.

The city has the responsibility to care for all unhoused people

We were concerned that these communications seemed to abdicate responsibility for unhoused people outside the SIP hotels. A recent DSHS member stated that “Due to the temporary need to prioritize people exiting SIP Hotels for housing placement, people experiencing homelessness in San Francisco who are Housing Referral Status and who are living in settings outside of the SIP Hotels will experience delays in referral to Supportive Housing and Rapid Rehousing”.

Central to our work on this issue, has been the idea of ensuring equity for those outside of SIP hotels. There are several hundred people who are document ready and waiting for housing outside of the SIP hotels, and several hundred more who are at the top of the Coordinated Entry list considered “housing referral status”.

We supported the Prop C Our City Our Home Oversight committee recommendations to fund subsidies for non SIP residents of the Bayview, prioritizing African Americans, and subsidies for homeless families outside of SIP hotels. This was done to ensure some equity out on the streets. The statement that there will be “acute delays...for San Francisco Housing Referral Status adults without children who did not serve in the US Military” who currently live on the streets indicates that you will not be rapidly implementing these initiatives, which is greatly concerning and also disturbing.

### Vulnerable People Should Get Housing

In addition, the communication from HSH contradicts previous agreements that those with medical vulnerabilities, and those over the age of 60 who are not “housing referral” status will still be offered housing out of the SIP hotels. We would appreciate clarification on this critical point.

### Permanent Solutions is what we have been pushing for

In the communications, there was an indication that the SIP hotel effort has led to a shift in resources going to temporary solutions, instead of permanent solutions. We just wanted to clarify that we are committed to permanent solutions, and that is what we have been fighting for since we came together. We also want to note that the San Francisco portion of the costs are a cost effective investment and have proven cheaper than some of the other temporary housing efforts the city has engaged in, such as Safe Sleeping Villages and Navigation Centers, especially now that there will be 100% FEMA reimbursement.

In sum, Mayor Breed, we were delighted when you committed back in spring of 2020 to house 7,000 unhoused people in hotel rooms, and we were also gratified that you committed to housing each and every one of the 2,500 people housing in hotels declaring no one would be sent back to the streets. Many of us were a part of this historic moment and realize what a monumental effort it was. The SIP hotels have proven to be a wonderful opportunity to do housing navigation work as folks are stabilized and easy to find. We agree with your commitment to house everyone in the SIP hotels, and have been working hard to make sure this commitment is realized.

The main reason cited for closing the hotels was uncertainty that FEMA would continue, and now that FEMA funding is guaranteed throughout the duration of the pandemic at 100% reimbursement rate, this great news allows the city to move forward in a much more careful way to ensure all hotel residents land on their feet -- in housing and stabilized. However, the rehousing of SIP hotel residents has been moving exceptionally slowly, and vacancies have risen to 9%, after a year of already unacceptable vacancy rates and excruciatingly slow referrals. We recommend two actions steps:

- 1) House those who are document ready outside of SIP hotels, such as those in Safe Sleeping Villages or on the streets, simultaneously with SIP hotel residents
- 2) Utilize the windfall of FEMA reimbursements to do acquisitions such as purchasing additional hotels that would help to permanently address the homelessness crisis.

Thank you for your consideration and your compassion. Working together we can solve homelessness. We really can do it.

Sincerely,

3rd St. Youth Center & Clinic  
ABD/Skywatchers  
Advancing Justice-ALC  
Alliance for Social and Economic Justice  
San Francisco Living Wage Coalition  
Bethany United Methodist Church  
Catholic Charities  
Code Tenderloin  
Community Housing Partnership  
Compass Family Services  
Delivering Innovation in Supportive Housing  
Downtown Streets Team  
End Hep C SF  
Episcopal Community Services (ECS)  
The Episcopal Church of St. John the Evangelist  
Faith in Action - Bay Area  
Faithful Fools  
Five Keys Schools and Programs  
First Mennonite Church of San Francisco  
GLIDE  
Hamilton Families  
Homeless Prenatal Program  
Hospitality House

La Casa de Las Madres  
Larkin Street Youth Services  
Lawyer's Committee for Civil Rights of the SF Bay Area  
The LGBT Center  
Mary Elizabeth Inn  
Mission Neighborhood Resource Center/Mission Neighborhood Health Center  
San Francisco Living Wage Coalition  
St. Anthonys  
St. Ignatius Parish  
Senior and Disability Action  
SF Aids Foundation  
SF Coalition on Homelessness  
SF Hepatitis C Task Force  
SF Safehouse  
Shanti Project  
Simply the Basics  
SteppingStone Health  
St. James Episcopal Church  
St. John's Presbyterian Church SF  
St. Mary and St. Martha Lutheran Church  
St. Vincent De Paul  
Older Women's League (OWL)  
Or Shalom Jewish Community  
PODER  
The Kitchen SF  
The Women's Building  
Western Regional Advocacy Project (WRAP)  
YWAM San Francisco



**From:** [Board of Supervisors, \(BOS\)](#)  
**To:** [BOS-Supervisors](#)  
**Cc:** [Calvillo, Angela \(BOS\)](#); [Somera, Alisa \(BOS\)](#); [Ng, Wilson \(BOS\)](#); [Mahogany, Honey \(BOS\)](#); [RivamonteMesa, Abigail \(BOS\)](#); [Mcdonald, Courtney \(BOS\)](#); [Zou, Han \(BOS\)](#)  
**Subject:** FW: Letter From GM of Palace Hotel to Supervisor Matt Haney/Hard Copy Also Sent Via US Mail  
**Date:** Thursday, February 4, 2021 4:07:00 PM  
**Attachments:** [image001.png](#)  
[Letter to Supervisor Haney.rtf](#)

---

**From:** Clark, Clif <Clifton.Clark@luxurycollection.com>  
**Sent:** Thursday, February 4, 2021 1:14 PM  
**To:** Board of Supervisors, (BOS) <board.of.supervisors@sfgov.org>  
**Cc:** Kevin Carroll <kevin@hotelcouncilsf.org>; 'Cathy Maupin (cmaupin@ybcbd.org)' <cmaupin@ybcbd.org>; Ito, Jason <Jason.Ito@marriott.com>; Kimball, Jon <Jon.Kimball@marriott.com>; SFOLC - Executive Committee <SFOLCExecutiveCommittee@marriott.com>  
**Subject:** Letter From GM of Palace Hotel to Supervisor Matt Haney/Hard Copy Also Sent Via US Mail

This message is from outside the City email system. Do not open links or attachments from untrusted sources.

Dear Supervisor Haney,

Attached, you will find a letter that I mailed to you today in the US Mail. A similar letter was also mailed to our Mayor. Thank you for your time and support!

Best Regards,

**CLIFTON  
CLARK**  
GENERAL MANAGER

PALACE HOTEL  
A LUXURY COLLECTION HOTEL  
2 NEW MONTGOMERY STREET  
SAN FRANCISCO, CA 94105 USA  
T 415 546 5025 — F 415 243 8062

WEB SITE [WWW.SFPALACE.COM](http://WWW.SFPALACE.COM) LINK TO [iSaleskit](#)

CEO World - The Best Hotels in San Francisco For Business Travelers, 2019  
US News - Top 4 Hotels in San Francisco, 2019  
Fodor's Finest Hotel Award Winner - Fodor's Travel, 2019  
Conde Nast Traveler - 25 Best Hotels in San Francisco, 2019  
AAA Four Diamond Award, 2018  
Best Pools for Kids – Red Tricycle, 2018



February 4, 2021

Supervisor Matt Haney  
1 Dr. Carlton B Goodlett Place  
City Hall, Room 244  
San Francisco, CA 94102

Dear Supervisor Haney,

I hope you are well. My name is Clif Clark and I am the General Manager of the Palace Hotel in San Francisco. I am writing today to share information and concern about vandalism in our neighborhood.

Like many businesses in the City, the Palace is currently closed. Unfortunately, since we shuttered on April 1, 2020, the hotel and several of our retail tenants have been victim to recurring destruction. Sadly, many of our neighbors in the area have experienced the same. Even though we have installed protective surfaces, this is still happening with great frequency, at least once a week. Most recently, the Pied Piper windows were shattered and one of our historic street lamps broken. I am attaching a few of the incident reports for your reference.

I realize that both the City and our community have been through a great deal over the past year and we sincerely thank you for your support and leadership during these challenging times. While we are empathetic to the situation and remain patient during these difficult times, the vandalism is both concerning and costly. With the devastation to the hospitality industry, every additional expense and set back makes recovery more difficult.

Currently, the Palace plans to re-open on April 1, 2021 - marking the third time the hotel has opened its doors since 1875 (1909 after the 1906 earthquake and fire, 1991 after the 1989 earthquake and major renovation, and post Covid-19 pandemic). As we prepare to welcome our employees and guests once again, it is important that I connect with you to be certain you are aware of the series of events.

The comfort and safety of our employees, guests, and San Francisco resident patrons is of the utmost importance at all times. Now, more than ever, travelers need to feel at ease when coming to San Francisco. I truly appreciate your support and have faith that every effort will be made to see that our district is a safe and welcoming environment for all who visit. I look forward to receiving any progress updates you are able to share as I would very much like to relay that information to my team and to provide reassurance to our guests.

Thank you for taking the time to review this communication. I wish you all the best and hope to see you at the Palace very soon.

Sincerely,

Clifton Clark  
General Manager

CC: San Francisco City Supervisors (via email)  
Kevin Carroll (Hotel Council)  
Cathy Maupin (YCBCD)

**From:** [Board of Supervisors, \(BOS\)](#)  
**To:** [BOS-Supervisors](#); [BOS-Legislative Aides](#); [BOS-Administrative Aides](#)  
**Cc:** [Calvillo, Angela \(BOS\)](#); [Somera, Alisa \(BOS\)](#); [BOS Legislation, \(BOS\)](#); [Hickey, Jacqueline \(BOS\)](#)  
**Subject:** FW: Letter of Support Place for All legislation  
**Date:** Thursday, February 4, 2021 4:45:24 PM  
**Attachments:** [CastroCBD LOS PlaceforAll\\_CChan.pdf](#)

---

---

**From:** Andrea Aiello <[andrea@castrocbd.org](mailto:andrea@castrocbd.org)>  
**Sent:** Thursday, February 4, 2021 4:10 PM  
**To:** Chan, Connie (BOS) <[connie.chan@sfgov.org](mailto:connie.chan@sfgov.org)>  
**Cc:** BOS-Legislative Aides <[bos-legislative\\_aides@sfgov.org](mailto:bos-legislative_aides@sfgov.org)>; Mandelman, Rafael (BOS) <[rafael.mandelman@sfgov.org](mailto:rafael.mandelman@sfgov.org)>; Mundy, Erin (BOS) <[erin.mundy@sfgov.org](mailto:erin.mundy@sfgov.org)>; Temprano, Tom (BOS) <[tom.temprano@sfgov.org](mailto:tom.temprano@sfgov.org)>  
**Subject:** Letter of Support Place for All legislation

This message is from outside the City email system. Do not open links or attachments from untrusted sources.

Hello Supervisor Chan,

I am writing to express the support of the Castro Community Benefit District for the Place for All ordinance.

Please see the attached letter of support. If you have any questions, please contact me at [andrea@castrocbd.org](mailto:andrea@castrocbd.org) or 415-500-1181.

Thank you.

All the best,

Andrea Aiello

Andrea Aiello Executive Director

Castro/Upper Market CBD

cell: 415-500-1181

[www.castrocbd.org](http://www.castrocbd.org)

[facebook.com/castrocbd](https://facebook.com/castrocbd)

[twitter.com/visitthecastro](https://twitter.com/visitthecastro)



Supervisor Connie Chan  
City Hall Room 244  
1 Dr. Carlton B. Goodlett Way  
San Francisco, CA 94114

February 4, 2021

Sent via email

Dear Supervisor Chan,

On behalf of the Castro Community Benefit District (Castro CBD) board of directors, this letter is written to express the Castro CBD's strong support for the Place For All ordinance. This ordinance would require the City to create a network of temporary Safe Sleeping Sites with enough capacity to ensure that on any given night in San Francisco any unhoused person for whom the City cannot provide a supportive housing unit, shelter bed, or hotel room can be offered a placement at a Safe Sleeping Site.

Even though the city has housed 26,000 people since 2004 and spent billions of dollars on a combination of shelter beds, hotel rooms, and permanent supportive housing, there are still thousands of people who are unhoused and living on San Francisco's streets every night, NOW. The Castro CBD board of directors understands that the perfect solution involves a significant increase in affordable and low-income housing complete with supportive wrap-around services to truly begin to address San Francisco's homeless crisis. However, building new housing takes years. Years. The crisis we have is Now. Now, every night in San Francisco thousands of people are bedding down on our sidewalks, hungry, dirty, vulnerable to violence, feeling inhuman, and dying. According to the SF Chronicle, last year, 699 people died of drug overdoses in San Francisco. The most vulnerable among us cannot wait for the perfect solution. San Francisco must act now.

We can implement the good now while we work towards the perfect. A good step is implementing a network of safe sleeping sights. Safe sleeping sights allow people to sleep safely, be fed and have access to services. Safe sleeping sights will help save lives now.

The Place for All ordinance is an important step to addressing San Francisco's homeless crisis. It is not the only solution, but it is a step towards providing safer and healthier options for our most vulnerable. The Castro CBD urges a yes vote on this ordinance.

Sincerely,

A handwritten signature in cursive script, appearing to read "Andrea Aiello".

Andrea Aiello  
Executive Director

cc: Castro CBD Board of Directors

Castro Community Benefit District  
693 14<sup>th</sup> Street  
San Francisco, CA 94114  
415.500.1181

Castro Cares Leadership Team  
Supervisor Rafael Mandelman  
Tom Temprano, Legislative Aide Supervisor Mandelman  
Erin Mundy, Legislative Aide Supervisor Mandelman  
Legislative Aides Supervisor Chan

Castro Community Benefit District  
693 14<sup>th</sup> Street  
San Francisco, CA 94114  
415.500.1181

**From:** [Helene Sautou](#)  
**To:** [Chan, Connie \(BOS\)](#); [Stefani, Catherine \(BOS\)](#); [Peskin, Aaron \(BOS\)](#); [Mar, Gordon \(BOS\)](#); [Preston, Dean \(BOS\)](#); [Haney, Matt \(BOS\)](#); [Melgar, Myrna \(BOS\)](#); [Mandelman, Rafael \(BOS\)](#); [Ronen, Hillary](#); [Walton, Shamann \(BOS\)](#); [Safai, Ahsha \(BOS\)](#); [Board of Supervisors, \(BOS\)](#); [BOS-Legislative Aides](#)  
**Subject:** Mid Market Community Benefit District letter of support for A Place for All  
**Date:** Wednesday, February 17, 2021 1:38:12 PM  
**Attachments:** [MMCBD A place for all letter.pdf](#)

---

This message is from outside the City email system. Do not open links or attachments from untrusted sources.

Dear San Francisco Supervisors,  
Please find attached a Mid Market Community Benefit District letter in support of the proposed A Place for All legislation. We've included a number of photos that are representative of the conditions we've seen in our District in 2020, and continue to see to this day.

Best regards,



**Helene Sautou**

Project Director

**Mid Market Community Benefit District**

[\(415\) 957-5985](tel:(415)957-5985)

[hsautou@midmarketcbd.org](mailto:hsautou@midmarketcbd.org)

[midmarketcbd.org](http://midmarketcbd.org)



January 2021

San Francisco Board of Supervisors  
City Hall  
1 Dr. Carlton B. Goodlett Place  
San Francisco, California 94102-4689

Dear Supervisors,

Given the urgent and growing need to provide basic support for individuals living on our streets the Mid Market Community Benefit District supports the proposed *Place for All* ordinance and its goal of increasing the number of Safe Sleeping Sites in San Francisco. Safe Sleeping Sites provide a modicum of support, structure and sanitation absolutely essential for those unable to secure safe shelter by any other means.

As long as the COVID-19 pandemic is still causing a significant reduction in shelter space and other housing assistance programs are at capacity, the Safe Sleeping Site model is a realistic, pragmatic and humane option for immediate support for the homeless now. The two existing Safe Sleeping Sites adjacent to our District (Fulton Street and 33 Gough) have already provided much needed relief to individuals in need and suffering in our community (photos attached).

Moreover, as long as the stock of affordable and supportive housing remains woefully insufficient in San Francisco and throughout the Bay Area, the Safe Sleeping Site model offers an immediate stop gap while the more complex and lengthy plans for housing are developed and implemented.

The *Place for All* ordinance includes an annual review and report on the program, providing an opportunity to evaluate its effectiveness. We believe individual outcomes and program costs should be included in such evaluations, allowing the Board of Supervisors to make informed decisions on the future of the Safe Sleeping Site model and its place in the spectrum of responses to the homeless crisis.

A handwritten signature in blue ink, appearing to read 'Tracy Everwine', with a long horizontal flourish extending to the right.

Tracy Everwine,  
Executive Director





500 Block of Stevenson – 2020







500 block of Jessie – 2020







Uniblock of Mason – 2020







900 Block of Mission – 2020








900 Block of Mission and 6<sup>th</sup> Street corner – 2020









400 Block of Minna – 2020







Above: Laskie St at Mission - Below: 900 block of Howard – 2020







Natoma Street (at 6<sup>th</sup> Street) – 2020







Uniblock and 100 block of 6<sup>th</sup> Street – 2020



**From:** [Board of Supervisors, \(BOS\)](#)  
**To:** [BOS-Supervisors](#); [BOS-Legislative Aides](#); [BOS-Administrative Aides](#)  
**Cc:** [Calvillo, Angela \(BOS\)](#); [Somera, Alisa \(BOS\)](#); [Hickey, Jacqueline \(BOS\)](#)  
**Subject:** FW: Letter to Mayor Breed re: next Director of OEWD  
**Date:** Wednesday, February 10, 2021 12:20:00 PM  
**Attachments:** [Letter re Next OEWD Director .pdf](#)

---

---

**From:** Emily Lee <emily@sanfranciscorising.org>  
**Sent:** Tuesday, February 9, 2021 7:29 PM  
**To:** Elsbernd, Sean (MYR) <sean.elsbernd@sfgov.org>; Breed, Mayor London (MYR) <mayorlondonbreed@sfgov.org>  
**Cc:** BOS-Supervisors <bos-supervisors@sfgov.org>; Taupier, Anne (ECN) <anne.taupier@sfgov.org>; BOS-Legislative Aides <bos-legislative\_aides@sfgov.org>; Simley, Shakirah (HRC) <shakirah.simley@sfgov.org>  
**Subject:** Letter to Mayor Breed re: next Director of OEWD

This message is from outside the City email system. Do not open links or attachments from untrusted sources.

Dear Mayor Breed,

Attached, please find a letter from community-based organizations regarding your search for the next Director of the Office of Economic and Workforce Development.

Thank you for your consideration,

Emily Lee  
Director

[San Francisco Rising](#)

Follow us: [Twitter](#), [Facebook](#), [Instagram](#)

February 9, 2021

An Open Letter to Mayor Breed:

Mayor Breed, we write to you regarding the search for a new Director of the Office of Economic and Workforce Development (OEWD), and what we see as central qualifications that we urge you to consider as you search for the next Director.

We are advocates for, and members of, communities who have been deeply impacted by the COVID-19 pandemic, particularly low-wage, immigrant, workers of color that have been hit hardest by the crisis. Our communities are on the frontlines of the greatest economic crisis our city has seen, facing mass unemployment or risking their lives on the job, food insecurity, housing instability, lack of childcare, and elevated stress and mental health challenges. Prior to COVID many of our communities already worked in the lowest wage industries and faced the greatest barriers to family-sustaining, career pathway jobs, often excluded from even participating in workforce programs due to need for immediate income, lack of supports such as childcare or transportation, language access, immigration status, and more.

Mayor Breed, we applaud your leadership in naming racial equity as a citywide priority and the OEWD leadership for taking this call seriously in their work. The Director of OEWD is a critical position at any time, but in this moment we all recognize the momentous task before them. Therefore it is imperative that the next Director is someone who has the leadership, vision, and proven track record to steer the course for a strong COVID recovery as well as a long term agenda for inclusive and equitable economic development that directly addresses the historic inequities faced by our communities. The next Director should embody the following qualifications to successfully rise to this moment:

- A bold racial and economic equity-centered vision for how OEWD should navigate the current crisis as well as the road to recovery, centering the most impacted communities and a commitment to include undocumented workers in OEWD programming;
- A commitment to build off of successful OEWD programs especially in supporting small businesses, non-profits, and workers of color (such as the Nonprofit Resiliency Fund) to creatively and aggressively set new goals to meet the dual needs of access to quality empowered jobs and long-term investments in community resilience: from jobs to mitigate climate change, to the care jobs to support the young, elderly, sick and disabled, to education and healthcare;
- A balanced set of relationships with key stakeholders: employers especially small businesses, workforce providers, City College and other educational institutions, the nonprofit sector and organizations serving those residents facing the greatest barriers to employment.

We see firsthand how Black, Indigenous, and people of color communities, frontline workers, undocumented workers and limited English speaking immigrants are disproportionately impacted by the pandemic and health and safety risks on the job. The Covid-19 pandemic is

compounding pre-existing racial inequities and economic inequality. It is likely to further disrupt the labor market by accelerating automation and digitalization, if current trends in the profit driven deployment of technology continue. The task of the City and County of San Francisco and the new OEWD leadership must be to face these structural inequities head on, with an ambitious agenda for economic and workforce development that explicitly invests in low-income communities of color. According to a [recent report by the Economic Roundtable](#), the COVID-driven loss of jobs is also expected to significantly increase chronic homelessness by 68% in California. The authors argue, “Without large-scale, government employment programs the Pandemic Recession is projected to cause twice as much homelessness as the 2008 Great Recession.”

In addition to the likelihood of increased homelessness, approximately 225,000 SF residents are receiving unemployment, and that number could get as high as 400,000 -- nearly half the city’s population. To address these problems, we must rebuild community-based infrastructure and invest in the non-profit workforce as key strategies in recovery. The 2008 recession taught us that we cannot simply “tighten our belts” but that austerity measures will actually deepen an economic crisis and make recovery an even longer, slower process.

San Francisco needs an economic recovery plan that prioritizes public investments in jobs that will stabilize communities in this time of extraordinary economic and social upheaval, as well as support responsible employers in the public sector, non-profit sector, and small businesses who anchor our neighborhoods. Workers rights must be prioritized alongside reopening in the interest of public health, equity and long term shared prosperity. We can and must “build back better,” and not fall into the short-sighted trap of defining “recovery” as a return to the status quo. We can create new models for shared success that uplift and support responsible employer practices.

A recent report by PolicyLink and the USC Equity Research Center, “[Advancing Workforce Equity in the Bay Area: A Blueprint for Action](#),” had these important recommendations to address inequity in workforce development that we urge OEWD to implement in its programs:

“For workforce programs to truly address systemic inequities during COVID, they must address the needs job seekers have for steady income, childcare, transportation, ESL training, and other issues that prevent them from full participation in such programs. To increase the value of workforce and vocational education programs and democratize access to good jobs, workforce education and training programs should integrate worker-rights training and wraparound supports into existing training and services to ensure that low-wage workers and job seekers actually benefit from workforce development offerings.”

Some groups of workers, like undocumented workers and workers who are not fluent English speakers, need much more intensive support and services than others in the pathway to job placement. New OEWD leadership can work with department staff and

service providers to help tailor program guidelines and deliverables to account for the additional needs of these workers.

This crisis is an opportunity to support those employers who are doing everything possible to do right by their workers, and to ensure that businesses and their staff have the education and resources needed to operate safely for their employees and the general public. This is an opportunity to show a new path forward to reshape thriving cultural and business centers of truly shared prosperity, in communities historically struggling with low-wage jobs and limited economic opportunity. We can create a new model for how businesses, workers, community and government can partner to protect the health of everyone, towards sustainable community development.

As Mayor, we hope that you will seriously consider these recommendations as you search for the next Director of OEWD, so that the pandemic provides our city a new way to prioritize equity and racial justice in our economic recovery these coming years.

Sincerely,

APA Family Support Services  
Chinatown Community Development Center  
Chinese for Affirmative Action  
Chinese Culture Center of San Francisco  
Chinese Historical Society of America  
Chinese Progressive Association  
Community Housing Partnership  
Dolores Street Community Services  
Filipino Community Center  
Hospitality House  
Kai Ming Head Start  
Mujeres Unidas y Activas  
San Francisco Rising  
Trabajadores Unidos Workers United  
Southeast Asian Development Center  
Wu Yee Children's Services  
YMCA of San Francisco, Community Action Agency of San Francisco County



**From:** [Board of Supervisors, \(BOS\)](#)  
**To:** [BOS-Supervisors](#)  
**Cc:** [Calvillo, Angela \(BOS\)](#); [Somera, Alisa \(BOS\)](#); [Ng, Wilson \(BOS\)](#)  
**Subject:** FW: NERT funding  
**Date:** Wednesday, February 17, 2021 8:57:00 AM

---

**From:** Angelina Le Grix <angelina.so@gmail.com>  
**Sent:** Friday, February 12, 2021 12:42 PM  
**To:** Breed, Mayor London (MYR) <mayorlondonbreed@sfgov.org>  
**Cc:** Kirkpatrick, Kelly (MYR) <kelly.kirkpatrick@sfgov.org>; Wong, Linda (BOS) <linda.wong@sfgov.org>; Board of Supervisors, (BOS) <board.of.supervisors@sfgov.org>; Melgar, Myrna (BOS) <myrna.melgar@sfgov.org>  
**Subject:** NERT funding

This message is from outside the City email system. Do not open links or attachments from untrusted sources.

Dear Mayor Breed,

As a San Francisco resident and taxpayer, I am writing to express my support for the San Francisco Fire Department and the San Francisco NERT program.

We are approaching one year since the start of the COVID-19 pandemic. As our City continues to confront it, I am deeply concerned about the ability of our firefighters and other first responders to not only meet the current challenges, but also respond to the needs of our City in the event of an earthquake or other major disaster.

The Fire Department, like other City Departments, is being asked to reduce its budget this year. With an ever-increasing number of calls and incidents to which our firefighters are asked to respond, most of which now involve calls to assist the unhoused and other members of our vulnerable populations, and including mutual assistance calls to fight fires in other counties, the Fire Department has seen its resources stretched beyond levels anyone could have reasonably anticipated. These demands on the Fire Department have continued to rise, while at the same time, since 2016, the Fire Department staffing levels have steadily declined. Worse yet, our firefighters are working with aging, substandard trucks and equipment in need of replacement.

After the 1989 Loma Prieta Quake, residents of the hard-hit Marina District approached the SFFD and asked for training that would enable them to support and assist the SFFD during a disaster. The Fire Department wisely reasoned that with resources stretched thin in the event of a citywide disaster, the Department would benefit from a pool of trained volunteers. Thus, the Neighborhood Emergency Response Team (NERT) was born. To-date, over 30,000 residents have been trained by the SFFD in low-risk disaster response skills which enable NERT volunteers to assist SFFD and our City.

Since its inception 30 years ago, NERT volunteers have been called upon to assist with events ranging from helping at Cooling Centers during heat waves to more recently

assisting with numerous tasks during the COVID-19 pandemic. In the past year since March 2020, NERT volunteers have participated in over 2,000 instances of volunteering, spending countless hours doing community outreach and education, and assisting at food distribution and testing centers. NERT Disaster Corps volunteers have also been called up over the past few years to assist communities outside San Francisco during fires and other disasters.

Public Safety must be among our top priorities. The SFFD and NERT volunteers continue to contribute daily to the safety and welfare of our City and its citizens. The SFFD must receive adequate funding to ensure proper staffing levels and properly maintained equipment. Failure to do this is short-sighted, foolhardy, and fiscally irresponsible, placing residents' lives and businesses at risk. This simply isn't the time to reduce SFFD's budget.

I urge you to fully support the SFFD and NERT with the increased funding necessary both to ensure that our City and its residents continue to thrive and survive during these challenging times and also to ensure a bright future for our City.

Respectfully submitted,  
Angelina Le Grix

**From:** [Board of Supervisors, \(BOS\)](#)  
**To:** [BOS-Supervisors](#)  
**Cc:** [Calvillo, Angela \(BOS\)](#); [Somera, Alisa \(BOS\)](#); [Ng, Wilson \(BOS\)](#)  
**Subject:** FW: New documentary exposes COVID crisis at private SF prison | 48 hills  
**Date:** Wednesday, February 17, 2021 11:19:00 AM

---

**From:** Kathy Kojimoto <kathykojimoto@gmail.com>  
**Sent:** Wednesday, February 17, 2021 10:31 AM  
**To:** Board of Supervisors, (BOS) <board.of.supervisors@sfgov.org>; Walton, Shamann (BOS) <shamann.walton@sfgov.org>; Mar, Gordon (BOS) <gordon.mar@sfgov.org>; MelgarStaff (BOS) <melgarstaff@sfgov.org>  
**Subject:** New documentary exposes COVID crisis at private SF prison | 48 hills

This message is from outside the City email system. Do not open links or attachments from untrusted sources.

February 17, 2021

Board of Supervisors - Please address this issue of a private prison corporation in SF which has put formerly incarcerated at risk for COVID as well as the other health disparities.

New documentary exposes COVID crisis at private SF prison | 48 hills  
(New documentary was done by the Adachi Project - in the spirit and memory of the late SF Public Defender, Jeff Adachi) -

<https://48hills.org/2021/02/new-documentary-exposes-covid-crisis-at-private-sf-prison/>

I know you are getting tired of hearing from the public but you can address this pandemic in so many ways and learn from other cities/suggestions from those in impacted populations:

A. Wisconsin Mobile COVID 19 vaccine program staffed by the National Guard, pharmacy and nursing students - to address those who are HOMEBOUND, DISABLED; unable to register with no cell phone; aged and want to prevent community spread and their underlying health situation by sitting or standing in line at a mass vaccination site.

<https://www.jsonline.com/story/news/2021/01/15/wisconsin-mobile-covid-19-vaccine-program-national-guard-uw-system-students-launch-Evers-announces/4175853001/>

B. Reparations for slavery, could have reduced COVID 19 transmissions and death in the US, Harvard study says. The study looks at the wide range of health disparities: pre natal care; diabetes and other preventable diseases; food scarcity; financial and housing resources (for housed and Unhoused) and how if HEALTH Reparations were part of early programs and distribution, this could of reduced transmissions in Black, Brown, Indigenous populations

[https://apple.news/AoFShiopmR62DpOM9Zl\\_RIA](https://apple.news/AoFShiopmR62DpOM9Zl_RIA)



Much appreciation,

Kathy Kojimoto

**From:** [Board of Supervisors, \(BOS\)](#)  
**To:** [BOS-Supervisors](#)  
**Cc:** [Calvillo, Angela \(BOS\)](#); [Somera, Alisa \(BOS\)](#); [Ng, Wilson \(BOS\)](#)  
**Subject:** FW: Vaccines go Mobile in Contra Costa County  
**Date:** Wednesday, February 17, 2021 2:21:00 PM

---

**From:** Kathy Kojimoto <kathykojimoto@gmail.com>  
**Sent:** Wednesday, February 17, 2021 11:29 AM  
**To:** Board of Supervisors, (BOS) <board.of.supervisors@sfgov.org>; Walton, Shamann (BOS) <shamann.walton@sfgov.org>; Mar, Gordon (BOS) <gordon.mar@sfgov.org>; MelgarStaff (BOS) <melgarstaff@sfgov.org>  
**Subject:** Vaccines go Mobile in Contra Costa County

This message is from outside the City email system. Do not open links or attachments from untrusted sources.

2/17/2021

Board of Supervisors

If Contra Costa County can implement a vaccine mobile to address age, impacted communities - certainly, SF could do this?

[https://www.eastbaytimes.com/2021/02/16/vaccines-go-mobile-to-keep-seniors-from-slipping-through-the-cracks-in-contra-costa-county-2/amp/?\\_\\_twitter\\_impression=true](https://www.eastbaytimes.com/2021/02/16/vaccines-go-mobile-to-keep-seniors-from-slipping-through-the-cracks-in-contra-costa-county-2/amp/?__twitter_impression=true)

**From:** [Board of Supervisors, \(BOS\)](#)  
**To:** [BOS-Supervisors](#)  
**Cc:** [Calvillo, Angela \(BOS\)](#); [Somera, Alisa \(BOS\)](#); [Ng, Wilson \(BOS\)](#); [Britney Milton](#)  
**Subject:** FW: Opposition to agenda item # 8 2021 State and Federal Legislative Program  
**Date:** Monday, February 8, 2021 2:45:00 PM

---

**From:** Kathy Howard <kathyhoward@earthlink.net>  
**Sent:** Monday, February 8, 2021 2:29 PM  
**To:** Board of Supervisors, (BOS) <board.of.supervisors@sfgov.org>  
**Subject:** Opposition to agenda item # 8 2021 State and Federal Legislative Program

This message is from outside the City email system. Do not open links or attachments from untrusted sources.

Supervisors, acting as the SF County Transportation Authority:

re: Opposition to February 8, SFCTA Agenda item # 8  
**2021 State and Federal Legislative Program – ACTION\***  
[2021 Legislative Program MEMO 2021-02-09 \(PDF\)](#)

I strongly oppose Senate Bill 9 and Senate Bill 10 as written

Please vote to oppose or continue item 8, pending a public hearing on the item with advance public notice through the local media channels.

***There has been no public discourse about these bills*** or the following efforts being undertaken by our state representatives. I request continuation of these matters prior to any city support for these bills in particular and others that may follow. I am alarmed by the speed of the process that is going through in the midst of the emergency sessions with little public notice or discussion ahead of the votes.

I also oppose all the new state bills that endanger single family home zoning around the state.

I oppose removal of the following rights of the residents and businesses in the state through various methods of legislation being passed without the voters notice that does the following:

- Removes local government authority over local zoning and development decisions;
- Removes public authority over local zoning and development decisions;
- Removes public notice, public review and comments on local zoning and development decisions;
- Reduces voters' rights to determine taxes by removing the 2/3rds majority to pass taxes;
- Reduces enforcement of voter ballot initiatives;
- Allows local government entities to override voter ballot initiative decisions.

**Please oppose Senate bills 9 and 10 and all other bills that intend to take similar actions.**

Sincerely,

Katherine Howard  
Outer Sunset District

**From:** [zrants](#)  
**To:** [BOS-Supervisors](#)  
**Subject:** Opposition to February 8, SFCTA Agenda item # 8  
**Date:** Monday, February 8, 2021 1:13:16 PM

---

This message is from outside the City email system. Do not open links or attachments from untrusted sources.

February 8, 2021

Supervisors, acting as the SF County Transportation Authority:

re: Opposition to February 8, SFCTA Agenda item # 8  
**2021 State and Federal Legislative Program – ACTION\***  
[2021 Legislative Program MEMO 2021-02-09 \(PDF\)](#)  
We strongly oppose Senate Bill 9 and Senate Bill 10 as written

Please vote to oppose or continue item 8, pending a public hearing on the item with advance public notice through the local media channels.

We just discovered that the SFMTC intends to support the intentions of the above bills by reading the agenda today.

There has been no public discourse about these bills or the following efforts being undertaken by our state representatives. We request continuation of these matters prior to any city support for these bills in particular and others that may follow. We are alarmed by the speed of the process that is going through in the midst of the emergency sessions with little public notice or discussion ahead of the votes.

We oppose all the new state bills that endanger single family home zoning around the state.

We oppose all new legislation that overrides the health and safety concerns of all the residents in California, including those in flood and fire risk zones.

We oppose removal of the following rights of the residents and businesses in the state through various methods of legislation being passed without the voters notice that does the following:

- Removes local government authority over local zoning and development decisions
- Removes public authority over local zoning and development decisions
- Removes public notice, public review and comments on local zoning and development decisions
- Reduces voters' rights to determine taxes by removing the 2/3rds majority to pass taxes
- Reduces enforcement of voter ballot initiatives
- Allows local government entities to override voter ballot initiative decisions

Please oppose Senate bills 9 and 10 and any and all other bills that intend to take similar actions or put the decision to pass

Sincerely,

Mari Eliza, concerned citizen

**From:** [Board of Supervisors, \(BOS\)](#)  
**To:** [BOS-Supervisors](#); [BOS-Legislative Aides](#); [BOS-Administrative Aides](#)  
**Cc:** [Calvillo, Angela \(BOS\)](#); [Somera, Alisa \(BOS\)](#); [Hickey, Jacqueline \(BOS\)](#)  
**Subject:** FW: Proposal for expansion to alternate and reclaimed water systems  
**Date:** Monday, February 8, 2021 11:05:26 AM  
**Attachments:** [Letter Proposal.pdf](#)  
[Proposed Amendments I.pdf](#)  
[Proposal Amendments II.pdf](#)

---

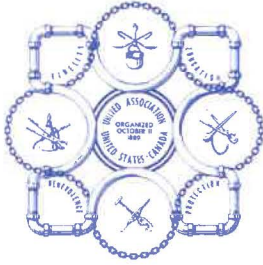
---

**From:** Larry Mazzola Jr. <[larryjr@ualocal38.org](mailto:larryjr@ualocal38.org)>  
**Sent:** Monday, February 8, 2021 10:00 AM  
**To:** Calvillo, Angela (BOS) <[angela.calvillo@sfgov.org](mailto:angela.calvillo@sfgov.org)>  
**Subject:** Proposal for expansion to alternate and reclaimed water systems

This message is from outside the City email system. Do not open links or attachments from untrusted sources.

Hi Angela, please distribute to all Board members for their information. We are working with Supervisor Mandelman on this. Thank you.

Larry Mazzola Jr  
UA Local 38



**UNITED ASSOCIATION OF JOURNEYMEN AND APPRENTICES  
OF THE PLUMBING AND PIPE FITTING INDUSTRY**

**LOCAL UNION NO. 38**

**1621 MARKET STREET • SAN FRANCISCO, CA 94103**

February 8, 2021

**Sent Via Email and Overnight Mail**

Michael Carlin  
Acting General Manager  
San Francisco Public Utilities Commission  
525 Golden Gate Avenue  
San Francisco, CA 94102  
MCarlin@sfwater.org

Jacob Bintliff  
Legislative Aide  
Office of Supervisor Rafael Mandelman  
City Hall, 1 Dr. Carlton B. Goodlett Place, Room 284  
San Francisco, California 94102  
jacob.bintliff@sfgov.org

**Subject: Proposal for Expansion of Requirements for Alternate Water Source Systems and Reclaimed Water Systems per Section 909 (c) of Ordinance 200701**

Dear Mr. Carlin and Mr. Bintliff,

Attached, please find Plumber and Pipefitters UA Local 38's proposal for revisions to the City and County of San Francisco's Alternate Water Source System and Reclaimed Water System requirements. This proposal is being transmitted pursuant to Section 909, subdivision (c) of Ordinance 200701 (All-Electric Building Standard), which requires: "Concurrent with implementation of the All-Electric building requirement, the San Francisco Public Utilities Commission will evaluate opportunities for the expansion of nonpotable onsite water treatment systems, graywater heat recovery systems, and solar thermal water heating, and shall present findings and recommendations to the Board of Supervisors by no later than March 1, 2021."

Severe drought conditions have increased in frequency over the last decade resulting in California's water supplies falling to alarmingly low levels during multiple years. Based on the projected impact of climate change on California's snowpack, extremely dry conditions and drought similar to those experienced in 2012 to 2016, inclusive, will likely become more common and occur more regularly in the future.



Water reuse is one of the most efficient and cost-effective ways to improve drought resilience in California. Currently, most buildings use potable water to supply the non-potable water demands from toilet and urinal flushing, floor trap priming, cooling towers, and air-conditioning devices. Dual plumbing of buildings allows those non-potable water demands to be met by non-potable water sources such as recycled water or onsite-treated graywater, rainwater and foundation drainage. Onsite treatment and reuse of available onsite rainwater, graywater and foundation drainage in buildings provides a proven avenue for reducing the use of potable water in non-potable water building applications where recycled water is not available for such uses. Water reuse also reduces long term operational costs for a building, particularly as potable water costs rise with supplies not meeting demand. This reduction in annual utility costs particularly benefits owners and tenants of multi-family affordable housing units.

San Francisco is leading both California and the nation in setting forth mandatory requirements for water reuse in buildings. Consistent with the Board's mandate in Ordinance 200701, Local 38 urges the SFPUC to expand these requirements. San Francisco needs to act now to be prepared for the next multi-year severe drought occurrence.

Local 38 respectfully urges staff to propose the attached, redlined revisions to Article 22 (Reclaimed Water Use) and Article 12C (Alternate Water Sources for Non-Potable Applications) in order to meet the mandate of Section 909, subdivision (c). The attached proposals provide for the following changes:

**A. Revision of Article 22 Requirements for Dual Plumbing Buildings in Designated Recycled Water Areas.**

The threshold for the requirement to install a reclaimed water system in new buildings is amended from 40,000 square feet to 20,000 square feet. In addition, the definition of a Reclaimed Water System is clarified to state that such a system includes transmission of reclaimed water within buildings and structures for use in toilet, urinal, drain trap primer, and cooling-heating applications.

In addition, we are proposing that the Eastside Recycled Water District be expanded to so that its boundaries extend to encompass Sloat Boulevard, Portola Drive, Market Street and Divisadero Street out to the Presidio.

**B. Revision of Article 12C Large Development Requirements for Alternate Water Source Collection, On-Site Water Treatment and Building Re-Use.**

We propose eliminating the definition of a Small Development Project and changing the definition of a Large Development Project from a building or buildings over 250,000 square feet to a building or building over 40,000 square feet.

We also propose changing the threshold for requiring alternate water source collection, on-site water treatment and re-use of that water in non-potable building applications from a Large Development Project to a Large Development Project with a Graywater Water Budget of at least 1,500 gallons per day. This amount is approximately equivalent to the Graywater Water Budget of an average 100,000 square foot residential building. By adopting a graywater gallon per day threshold instead of the current threshold based solely on building size, the City will avoid imposing these requirements on large buildings that only produce minimal graywater.

Article 12C currently only requires the collection of Rainwater, Graywater and Foundations Drainage. We propose also requiring the collection of wastewater produced from equipment condensate (Condensation Drainage).

We propose language clarifying that Graywater, Rainwater, Foundation Drainage, and Condensation Drainage may be stored in a combined separated cistern system consistent with NSF-350 treatment requirements and all applicable local and state regulations, codes, standards, and laws.

Finally, we propose requiring all Major Development Projects to include a District System that shall collect and treat Rainwater, Graywater, Foundation Drainage, and Condensation Drainage from all buildings that are part of the Major Development Project and shall distribute the treated water for use in irrigation, toilet, urinal, drain trap primer and cooling-heating applications to all buildings that are part of the Major Development Project and are over 20,000 square feet. Major Development Projects will be defined consistent with how that term is used by the planning department on its website at <https://sfplanning.org/major-development-projects>.

### **C. Additional Amendments for Future Discussion**

Local 38 also requests that SFPUC begin proceedings to consider the following additional changes. The below amendments will likely take additional time to develop, and thus are not likely to be ready for specific recommend action by March 1, 2021 pursuant to Section 909, subdivision (c) of Ordinance 200701. Instead, Local 38 would like to see these items recommend to the Board for further investigation.

#### **1. Renewable Gas Pilot Programs.**

Local 38 would like to see San Francisco support renewable gas pilot programs at Treasure Island and other areas of the City and to clarify that buildings subject to Ordinance 200701 (requiring all-electric construction) shall have the option to be constructed to allow the use of renewable gas, where renewable gas is available.

#### **2. Requirement for Hot Water Preheating Systems**

Local 38 would like to see all new construction projects that include a hot water system tank subject to the electrification ordinance be constructed with one of the following: (a) thermal solar hot water preheating system; (b) graywater preheating system; or (c) a geo-thermal hot water preheating system.

#### **3. Workforce Standards.**

Because of the heightened risks of cross-contamination or failure of on-site treatment systems, Local 38 supports requiring the use of a skilled and trained workforce for the installation of dual plumbing and of on-site treatment systems in large development projects.

**4. Mandatory Stormwater Reuse.**

Local 38 would like to see Section 12C further amended to required mandatory stormwater capture and reuse. Stormwater capture requirements should be increased to require at least 65% of the stormwater to be captured and reused.

Thank you for your consideration of these proposals.

Sincerely

A handwritten signature in blue ink, appearing to read "Larry Mazzola, Jr.", with a stylized flourish at the end.

Larry Mazzola, Jr.  
Bus.Mgr. & Fin.Secty-Treas.  
UA Local 38

# PROPOSED AMENDMENTS TO ARTICLE 12C ALTERNATE WATER SOURCES

## ARTICLE 12C: ALTERNATE WATER SOURCES FOR NON-POTABLE APPLICATIONS

|              |                                                                          |
|--------------|--------------------------------------------------------------------------|
| Sec. 12C.1.  | Purpose and Findings.                                                    |
| Sec. 12C.2.  | Definitions.                                                             |
| Sec. 12C.3.  | Applicability.                                                           |
| Sec. 12C.4.  | Development Project Requirements.                                        |
| Sec. 12C.5.  | Regulation of Alternate Water Sources.                                   |
| Sec. 12C.6.  | Project Applicant and/or Permittee Design and Construction Requirements. |
| Sec. 12C.7.  | Fees.                                                                    |
| Sec. 12C.8.  | Operating Requirements.                                                  |
| Sec. 12C.9.  | Non-potable Water Use Audits.                                            |
| Sec. 12C.10. | Sale or Transfer.                                                        |
| Sec. 12C.11. | Inspection and Notices of Violation.                                     |
| Sec. 12C.12. | Violation and Penalties.                                                 |
| Sec. 12C.13. | Revocation and Suspension of Permit.                                     |

### Editor's Note:

*The sections of this Article are numbered out of sequence with the other articles of this Code.*

### SEC. 12C.1. PURPOSE AND FINDINGS.

The Board of Supervisors finds that:

- (a) All California water users are responsible for making effective use of the available water resources.
- (b) The development of alternate water source systems will assist in meeting future water requirements of the City and lessen the impacts of new developments on the City's sewer system.
- (c) Establishing a regulatory structure that provides administrative efficiency and a streamlined project approval process will assist developers who opt to design, install, operate, and maintain alternate water source systems.
- (d) Adoption of Article 12C by the Board of Supervisors and adoption of rules and regulations by the Department of Public Health will help achieve the City's goals for water supply use and preservation by:
  - (1) Promoting the values and benefits of non-potable water use while recognizing the need to invest water and other resources as efficiently as possible;
  - (2) Encouraging the use of non-potable water for non-potable applications; and
  - (3) Replacing potable water use for ~~toilet and urinal flushing and~~ irrigation, toilet, urinal, drain trap primers, and cooling-heating applications to the maximum extent possible with alternative water sources.
- (e) It shall be City policy that within five years of the effective date of Ordinance No. 109-15,<sup>1</sup> adding this subsection (e) to Article 12C, the City shall use only non-potable water for the purpose of irrigating and cleaning parks, streets and other public spaces. Within two years of the effective date of that ordinance, the City Administrator, in consultation as appropriate with other City departments, boards, and commissions, including, among others, the Recreation and Park Department, Department of Public Works, Port of San Francisco, San Francisco International Airport, Department of Real Estate, and Capital Planning Committee, shall study what will be



## PROPOSED AMENDMENTS TO ARTICLE 12C ALTERNATE WATER SOURCES

required to accomplish this policy, including associated costs, and report the results of the study to the Mayor and Board of Supervisors. Upon receiving this study, the Board of Supervisors intends to evaluate any changes to the law and Capital Plan needed to implement this policy.

(Added as Sec. 850 by Ord. [195-12](#), File No. 120717, App. 9/17/2012, Eff. 10/17/2012; redesignated and amended by Ord. [109-15](#), File No. 150350, App. 7/2/2015, Eff. 8/1/2015)

### CODIFICATION NOTE

1. Blank in Ord. [109-15](#) . Ordinance number inserted by the codifier.

### SEC. 12C.2. DEFINITIONS.

The terms used in this Article 12C have the meaning set forth below:

**Alternate Water Source:** a source of non-potable water that includes Graywater, on-site treated non-potable water, Rainwater, Blackwater, and any other source approved by the Director.

**Alternate Water Source System:** The system of facilities necessary for providing Non-potable Water for use in a Development Project, including but not limited to all collection, treatment, storage, and distribution facilities. Non-potable Water System shall have the same meaning.

**Blackwater:** wastewater containing bodily or other biological wastes, as from toilets, dishwashers, kitchen sinks, and utility sinks.

**City:** the City and County of San Francisco.

**Condensation Drainage:** wastewater produced from heat pumps and other building system equipment that produces more than a de minimus amount of condensate runoff.

**Development Project:** Construction of new buildings. Development Projects are Large Development Projects and Small Development Projects. Development Project does not include rehabilitation of buildings constructed prior to the effective date of this Article 12C. Development Project does not include (1) any housing project funded or constructed pursuant to the HOPE SF Program sponsored and developed by the San Francisco Housing Authority and either the Mayor's Office of Housing and Community Development or the Office of Community Investment and Infrastructure; (2) construction of a new building that will receive water service from the San Francisco Public Utilities Commission through no larger than a 5/8" domestic water meter or a 5/8" recycled water domestic meter, as determined in accordance with the San Francisco Public Utilities Commission's rules for water service; 3) for District projects located within the boundaries of the Reclaimed Water Use Map, construction of new buildings subject to a disposition and development agreement or similar contractual agreement approved before November 1, 2015, that includes in its applicable infrastructure plan the construction and operations of water treatment facilities within the project boundaries that would provide recycled water to the project; 4) for District projects located within the boundaries of the Reclaimed Water Use Map, construction of new buildings subject to a development agreement or similar contractual agreement, within a development phase or subphase, a street improvement plan, or a tentative map or vesting tentative map approved before November 1, 2015; or 5) for District projects located outside the boundaries of the Reclaimed Water Use Map, construction of new buildings subject to a development agreement or similar contractual agreement, within a development phase or subphase, a street improvement plan, or a tentative map or vesting tentative map approved before November 1, 2017.

**Director:** the Director of Health or any individual designated by the Director to act on his or her behalf.

**District:** a group of two or more parcels that share Alternate Water Sources.

**District System:** An Alternate Water Source System serving a District Development Project.

## PROPOSED AMENDMENTS TO ARTICLE 12C ALTERNATE WATER SOURCES

**First Certificate of Occupancy:** either a temporary certificate of occupancy or a Certificate of Final Completion and Occupancy as defined in San Francisco Building Code Section 109A, whichever is issued first.

**Foundation Drainage:** nuisance groundwater that is extracted to maintain a building's or facility's structural integrity and would otherwise be discharged to the City's sewer system. Foundation Drainage does not include non-potable groundwater extracted for a beneficial use that is subject to City groundwater well regulations.

**General Manager:** the General Manager of the San Francisco Public Utilities Commission, or any individual designated by the General Manager to act on his or her behalf.

**Graywater:** untreated wastewater that has not been contaminated by any toilet discharge, has not been affected by infectious, contaminated, or unhealthy bodily wastes, and does not present a threat from contamination by unhealthful processing, manufacturing, or operating wastes. "Graywater" includes, but is not limited to, wastewater from bathtubs, showers, bathroom sinks, lavatories, clothes washing machines, and laundry tubs, but does not include wastewater from kitchen sinks or dishwashers.

**Graywater Budget:** The potential daily volume of graywater produced by a Development Project calculated by the Water Budget Calculator.

**Gross Floor Area:** The floor area of a Development Project as defined in Planning Code Section 102.

**Large Development Project:** Construction of a single building, or construction of multiple buildings on one or more parcels in accordance with a phased plan or approval, with a total gross floor area for the single building or the multiple buildings of ~~250~~40,000 square feet or more:

(a) located within the boundaries of the Reclaimed Water Use Map designated in accordance with Sections 1203 and 1209 of the Public Works Code and subject to a site permit or building permit that is final and effective after November 1, 2015; or

(b) located outside the boundaries of the Reclaimed Water Use Map designated in accordance with Sections 1203 and 1209 of the Public Works Code and subject to a site permit or building permit that is final and effective after November 1, 2016.

Large Development Projects are not limited to buildings constructed by individuals or non-governmental entities but, to the extent allowed by law, also include buildings constructed and operated by any local, state, or federal government entity, including the City and County of San Francisco.

**Large Development Project Applicant:** The person or entity applying for authorization to construct and operate a Large Development Project.

**Major Development Project:** [Definition to be developed consistent with description of major development projects set forth at <https://sfplanning.org/major-development-projects> ]

**Multi-Family Residential Building:** A building that contains three or more dwelling units.

**Non-potable Water:** Non-potable water collected from alternate water sources, treated, and intended to be used on the Project Applicant's site or District parcels and is suitable for direct beneficial use.

**Non-potable Water Engineering Report:** Report submitted by Project Applicant to the Director describing the Alternate Water Source system in accordance with the rules and regulations adopted by the Department of Health.

**Nonpotable Water System:** The same meaning as Alternate Water Source System.

**Non-residential:** A building that contains occupancies other than dwelling units.

**NSF 350 System:** Any treatment system certified by NSF International to meet NSF/ANSI Standard 350 for Onsite Residential and Commercial Reuse Treatment Systems, as amended from time to time.

**Permittee:** The operator of an Alternate Water Source System under this Article 12C, including, but not limited to, a third -



## PROPOSED AMENDMENTS TO ARTICLE 12C ALTERNATE WATER SOURCES

party contractor obtained for the purpose of operating and maintaining all or any portion of the Alternate Water Source System.

**Project Applicant:** the person or entity applying for authorization to install and use an Alternate Water Source project.

**Rainwater:** precipitation collected from roof surfaces or other manmade, aboveground collection surfaces.

**Responsible Party:** The Project Applicant, or any subsequent owners, assignees, successors in interest or any other transferees responsible for compliance with this Article 12C. Responsible Party includes, but is not limited to, the owner of the common areas within a District Development Project and any homeowners association or similar entity that maintains the common areas within a District Development Project. Responsible Party does not include the Project Applicant, subsequent owners, assignees, successors in interests, transferees, owners of common area, homeowners associations, or any other person or entity associated with a Development Project serviced by an Alternative District System as described in Section 12C.4(d).

~~**Small Development Project:** Construction of a single building, or construction of multiple buildings on one or more parcels in accordance with a phased plan or approval, with a total gross floor area for the single building or the multiple buildings of 40,000 square feet or more, but less than 250,000 square feet. Small Development Projects are not limited to buildings constructed by individuals or non-governmental entities but, to the extent allowed by law, also include buildings constructed and operated by any local, state, or federal government entity, including the City and County of San Francisco.~~

~~**Small Development Project Applicant:** The person or entity applying for authorization to construct and operate a Small Development Project.~~

**Small Residential Building:** A building that contains no more than two dwelling units.

**Stormwater:** Precipitation collected from at-grade or below grade surfaces.

**Water Budget:** The calculation of the potential volume of onsite alternate water supplies and demands of a Development Project and any other building subject to this Article 12C.

**Water Budget Calculator:** The water use calculation application approved by the General Manager that provides for the assessment of a proposed onsite water system, alternate water sources, and the end uses of the Alternate Water Source.

**Water Budget Documentation:** An in-depth assessment of the Project Applicant's non-potable water use, including survey information, water meter readings, water service billing information, Alternate Water Source schematic drawings, or any other information deemed necessary by the General Manager. For proposed District Systems, Water Budget Documentation shall include implementation information that, at a minimum, shall address potential infrastructure and public right of way conflicts, demonstrate compliance with all applicable requirements, and establish the capabilities of the Development Project Applicant to effectively operate the District System.

(Added as Sec. 851 by Ord. [195-12](#), File No. 120717, App. 9/17/2012, Eff. 10/17/2012; amended by Ord. [208-13](#), File No. 130765, App. 10/11/2013, Eff. 11/10/2013; redesignated and amended by Ord. [109-15](#), File No. 150350, App. 7/2/2015, Eff. 8/1/2015; amended by Ord. [246-16](#), File No. 161069, App. 12/16/2016, Eff. 1/15/2017)

### SEC. 12C.3. APPLICABILITY

This Article 12C shall apply to the installation and operation of the Alternate Water Source systems at Large Development Projects, and to the voluntary installation and operation of the Alternate Water Source systems at sites containing multi-family and non-residential buildings. This Article does not apply to:

- (a) Systems at small residential occupancies.
- (b) Graywater systems where Graywater is collected solely for subsurface irrigation and does not require disinfection, as determined by the Director.

## PROPOSED AMENDMENTS TO ARTICLE 12C ALTERNATE WATER SOURCES

(c) Rainwater systems where Rainwater is collected solely for subsurface irrigation, drip irrigation, or non-sprinkled surface applications and does not require disinfection, as determined by the Director.

(Added as Sec. 852 by Ord. 195-12, File No. 120717, App. 9/17/2012, Eff. 10/17/2012; redesignated and amended by Ord. 109-15, File No. 150350, App. 7/2/2015, Eff. 8/1/2015)

### SEC. 12C.4. DEVELOPMENT PROJECT REQUIREMENTS.

(a) Large Development Projects with a Graywater Budget of at least 1,500 gallons per day shall be constructed, operated, and maintained in compliance with the following:

(1) All ~~toilet and urinal flushing and irrigation~~, toilet, urinal, drain trap primer and cooling-heating application demands shall be met through the collection and reuse of available onsite Rainwater, Graywater, ~~and~~ Foundation Drainage, and Condensation Drainage to the extent required by application of the Water Budget Documentation developed for each Development Project.

(2) A Large Development Project Applicant shall use the Water Budget Calculator, as provided by the General Manager's rules, to prepare a Water Budget assessing the amount of Rainwater, Graywater, ~~and~~ Foundation Drainage, and Condensation Drainage produced on site, and the planned toilet and urinal flushing and irrigation demands.

(3) If, based on the Water Budget Documentation, the available supply from onsite sources exceeds the demands for irrigation, toilet, urinal, drain trap primer and cooling-heating applications ~~toilet and urinal flushing and irrigation~~, 100% of those demands shall be met by using the available onsite sources. If, based on the Water Budget Documentation, the available supply from onsite sources is less than the demands for irrigation, toilet, urinal, drain trap primer and cooling-heating applications ~~toilet and urinal flushing and irrigation~~, 100% of the available onsite supply shall be used to meet the demands for irrigation, toilet, urinal, drain trap primer and cooling-heating applications ~~toilet and urinal flushing and irrigation~~. Available Blackwater or Stormwater supplies may be used instead of, or in addition to Rainwater, Graywater, and Foundation Drainage to meet the available onsite supply requirements calculated in accordance with the Water Budget Documentation requirements of this section 12C.4(a).

~~(3)(4)~~ Graywater, Rainwater, Foundation Drainage, Condensation Drainage and Stormwater may be stored in a combined, separated cistern system consistent with NSF-350 treatment requirements and all applicable local and state regulations, codes, standards, and laws.

~~(b)~~ Small-Large Development Project Applicants shall use the Water Budget Calculator, as provided by the General Manager's rules, to prepare a Water Budget assessing the amount of Rainwater, Graywater ~~and~~, Foundation Drainage and Condensation Drainage produced on site, and the planned toilet and urinal flushing and irrigation demands.

~~(b)~~ Major Development Projects. Major Development Projects shall include a District System that shall collect and treat Rainwater, Graywater, Foundation Drainage, and Condensation Drainage from all buildings that are part of the Major Development Project and shall distribute the treated water for use in irrigation, toilet, urinal, drain trap primer and cooling-heating applications to all buildings that are part of the Major Development Project and are over 20,000 square feet.

(c) **Additional Requirements for District Systems.** All District Systems shall conform to the following requirements, subject to the General Manager's determination, in his or her sole discretion, that an exception to any of such requirements will fulfill the purposes and objectives of this Article 12C.

(1) In addition to preparation of the Water Budget, Development Project Applicants for District Systems shall submit implementation plans to the General Manager for review and approval, in accordance with guidelines and rules established by the General Manager.

(2) District Systems shall be operated by a single Permittee having sole control of operations of all of its facilities, including but not limited to treatment and distribution facilities. District Systems shall be constructed in accordance with all applicable City utility standards and specifications.

(3) District Systems and Development Projects shall not provide Non-potable Water to water users or for purposes



## PROPOSED AMENDMENTS TO ARTICLE 12C ALTERNATE WATER SOURCES

located outside the boundaries of the District or approved Development Project, except when the water users or other purposes are located on property contiguous to, or across a public right of way from the boundaries of the District or approved Development Project, and the total amount of Nonpotable Water produced by the Alternate Water Source System will not exceed 125% of the District System's or approved Development Project's Non-potable Water demands for toilet and urinal flushing and irrigation, as determined by the approved Water Budget Documentation.

(4) For District Systems, the ongoing operation and maintenance responsibilities of the Responsible Party shall be held by the owner of the common areas within the District Development Project, and may be transferred to a homeowners association or similar entity that maintains the common areas within the District Development Project.

Where a District System complies with the requirements in subsections 1 through 4 of this subsection 12C.4(c), including any exceptions approved by the General Manager, individual Development Projects with the District shall not be required to demonstrate compliance as long as the individual Development Projects are provided service by the approved District System.

(d) The General Manager may approve alternative District Systems that will achieve compliance with the purposes and objectives of this Article 12C, in accordance with guidelines and rules established by the General Manager. Alternative District Systems may include, but are not limited to, water purchase agreements.

(e) City departments shall not issue an encroachment permit, a site permit, or plumbing permit for a Large Development Project ~~or a Small Development Project~~, or approve a Non-potable Water Engineering Report, prior to the General Manager's determination that the Water Budget Documentation has been prepared in accordance with the General Manager's rules for Water Budget calculations.

### (f) Subdivision Approvals.

(1) **Parcel Map or Tentative Subdivision Map Conditions.** The Director of Public Works shall not approve a tentative subdivision map or a parcel map for any property unless a condition is imposed requiring compliance with this Article 12C to serve the potential uses of the property covered by the parcel map or tentative subdivision map, as specified in the provisions of this Article.

(2) **Subdivision Regulations.** The Director of Public Works shall adopt regulations consistent with, and in furtherance of this Article 12C.

(3) **Final Maps.** The Director of Public Works shall not endorse and file a final map for property within the boundaries of the City without first determining that:

(A) The subdivider has complied with the conditions imposed on the tentative subdivision map or parcel map, pursuant to this Article 12C; and

(B) For any such conditions not fully satisfied prior to the recordation of the final map, the subdivider has signed a certificate of agreement and/or improvement agreement, to ensure compliance with such conditions.

(4) This Subsection (f) shall not apply to tentative subdivision maps or parcel maps submitted solely for the purposes of condominium conversion, as defined in Subdivision Code Section 1308(d).

(g) In the event that a privately owned Alternate Water Supply System approved by the General Manager is subsequently determined by the California Public Utilities Commission to be subject to that agency's jurisdiction and regulation, the San Francisco Public Utilities Commission may, with the consent of the affected owner, acquire and operate the facilities.

(Added by Ord. [109-15](#), File No. 150350, App. 7/2/2015, Eff. 8/1/2015; amended by Ord. [246-16](#), File No. 161069, App. 12/16/2016, Eff. 1/15/2017)

# PROPOSED AMENDMENTS TO RECLAIMED WATER USE REQUIREMENTS

## ARTICLE 22 RECLAIMED WATER USE

|                            |                                                 |
|----------------------------|-------------------------------------------------|
| Sec. <a href="#">1200.</a> | Title.                                          |
| Sec. <a href="#">1201.</a> | Findings.                                       |
| Sec. <a href="#">1202.</a> | Definitions.                                    |
| Sec. <a href="#">1203.</a> | Nonpotable and Reclaimed Water Use Master Plan. |
| Sec. <a href="#">1204.</a> | Implementation.                                 |
| Sec. <a href="#">1205.</a> | Material and Construction Specifications.       |
| Sec. <a href="#">1206.</a> | Penalties.                                      |
| Sec. <a href="#">1207.</a> | Rules and Regulations.                          |
| Sec. <a href="#">1208.</a> | Government Facilities.                          |
| Sec. <a href="#">1209.</a> | Reclaimed Water Use Map Designation.            |
| Sec. <a href="#">1210.</a> | Severability.                                   |

### **SEC. 1200. TITLE.**

This Article shall be known as the "Reclaimed Water Use Ordinance."  
(Added by Ord. 390-91, App. 11/7/91 and Ord. 391-91, App. 11/7/91)

### **SEC. 1201. FINDINGS.**

The Board of Supervisors finds that:

- (a) It is the responsibility of all water users in California to make effective use of available water resources. In San Francisco, water is distributed by the Water Department, a department of the Public Utilities Commission, which also supplies water to 2.6 million people in San Francisco, San Mateo, Santa Clara and Alameda counties. The San Francisco Department of Public Works constructs and operates wastewater reclamation facilities and administers building, plumbing and structural construction codes.
- (b) The comprehensive management of urban water supplies should consider programs for developing the use of nonpotable and reclaimed water supplies. The Department of Public Works discharges approximately 100 million gallons per day of treated wastewater into San Francisco Bay and the Pacific Ocean. If this wastewater is given further treatment, it may be capable of being used for irrigation and other nonpotable purposes, thereby reducing potable water demand, and potentially making water available for conjunctive use, groundwater recharge, and other environmental benefits.



## PROPOSED AMENDMENTS TO RECLAIMED WATER USE REQUIREMENTS

Further, groundwater in aquifers beneath San Francisco may be utilized for potable and nonpotable purposes.

- (c) In 1989 the Board of Supervisors passed Resolution 389-89 urging the Department of Public Works and Water Department to expand wastewater reclamation and reuse in San Francisco. Preliminary feasibility studies prepared in 1989 indicated that reclamation could be a viable source of water for use within the City. Based on the results of the preliminary studies, the Departments began development of more extensive studies that will be completed in mid-1992. Preparation of these studies has involved many departments, including the Fire Department, Recreation and Park Department, City Planning Department, Department of Public Health, and several citizen and technical advisory groups. Public meetings have been held beginning in July 1991 and will continue for the duration of the projects.
- (d) If established, a comprehensive nonpotable and reclaimed water use program would result in the development of facilities to reclaim and reuse treated wastewater to assist in meeting the future water requirements of the City by supplementing existing surface and groundwater supplies.
- (e) Nonpotable and reclaimed water are resources that should be developed for beneficial use wherever it is reasonable to do so, consistent with legal requirements, economic considerations, the public health, safety and welfare, and the preservation of the environment.
- (f) This ordinance will enhance achievement of the City's goals for water supply use and preservation and protection of the environment by requiring the Water Department and the Department of Public Works to prepare a coordinated, comprehensive citywide plan for the efficient expansion of the use of reclaimed water and groundwater sources by all water consumers in San Francisco.  
(Added by Ord. 390-91, App. 11/7/91 and Ord. 391-91, App. 11/7/91)

### SEC. 1202. DEFINITIONS.

The following terms and phrases used in this Article shall have the meanings set forth in this Section.

- (a) **Development Project.** Any project involving the construction, modification, conversion or alteration of any structure or structures or portion of any structure or structures, which will result in the construction, modification, conversion or alteration of ~~40,000~~20,000 square feet or more of a building or structure, measured cumulatively from the effective date of this Article. A development project includes all landscaped, irrigated areas constructed in conjunction with the project, but such landscaped area shall not be included in the calculation of square footage for purposes of determining applicability of this definition. For the purposes of Section 1204(f) of this Article, a solely residential project is a development project containing residential uses occupying greater than 75 percent of the usable square footage of the structure containing residential uses.

## PROPOSED AMENDMENTS TO RECLAIMED WATER USE REQUIREMENTS

- (b) **Irrigation System.** Any method of application of water to vegetation. The term "sprinkler system" in applicable City codes shall be construed as meaning irrigation system under this Article when referring to the application of water to vegetation.
- (c) **Nonpotable Water.** Groundwater and other subsurface water that may be used for a beneficial purpose in compliance with applicable City, State and Federal laws defining standards for nonpotable water uses.
- (d) **Reclaimed Water Distribution System.** A delivery system, including but not limited to pipelines, pumps, reservoirs, and controls from the source of supply to the point of connection with a building or structure lateral supply pipeline, intended for the delivery of reclaimed water, and which is separate from any potable water distribution system and complies with all material and construction specifications contained in City codes and other applicable State and Federal laws.
- (e) **Reclaimed Water Irrigation System.** A system designed for the use of reclaimed water for the irrigation of vegetation that complies with all material, construction and water use specifications contained in City codes and other applicable State and Federal laws.
- (f) **Reclaimed Water System.** A system of pipes and related facilities designed and used for the transmission of reclaimed water within buildings and structures for use in toilet, urinal, drain trap primer, and cooling-heating applications, including lateral supply pipelines, that complies with all material and construction specifications contained in City codes and other applicable State and Federal laws.
- (g) **Reclaimed Water Use Area.** An area or areas designated by the Water Department and the Department of Public Works pursuant to this Article where reclaimed water is or will be available for use.
- (h) **Reclaimed Water Use Area Map.** The most recently updated map, including designated reclaimed water use areas, prepared by the Water Department and the Department of Public Works and adopted by the Chief Administrative Officer and the Public Utilities Commission.
- (i) **Nonpotable and Reclaimed Water Use Master Plan.** A comprehensive plan prepared by the Water Department and the Department of Public Works for the use of nonpotable and reclaimed water in the City and County of San Francisco and, if feasible, beyond the boundaries of the City.
- (j) **Reclaimed Water.** Water which, as a result of the treatment of wastewater, is suitable for a direct beneficial use.  
(Added by Ord. 390-91, App. 11/7/91 and Ord. 391-91, App. 11/7/91)

### SEC. 1203. NONPOTABLE AND RECLAIMED WATER USE MASTER PLAN.

- (a) The Water Department and the Department of Public Works shall prepare a Nonpotable and Reclaimed Water Use Master Plan for review and approval by the Chief Administrative Officer and the Public Utilities Commission. By

## PROPOSED AMENDMENTS TO RECLAIMED WATER USE REQUIREMENTS

December 1, 1996, the Chief Administrative Officer and the Public Utilities Commission shall have adopted a Nonpotable and Reclaimed Water Use Master Plan. Appropriate sections of Department of Public Works reclamation facilities planning reports and the Urban Water Management Plan prepared by the Water Department shall be incorporated and reconciled with the Nonpotable and Reclaimed Water Use Master Plan. The Nonpotable and Reclaimed Water Use Master Plan shall be updated at least every five years. The Chief Administrative Officer and the Public Utilities Commission are not required to adopt a Nonpotable and Reclaimed Water Use Master Plan or any portion of such plan if environmental review identifies significant impacts that cannot be mitigated and a finding of overriding benefits cannot be made. The Chief Administrative Officer and the Public Utilities Commission shall not adopt a Nonpotable and Reclaimed Water Master Plan or any amendment or modification thereof, unless either or both has first conducted a duly noticed public hearing thereon. The notice of hearing shall include the time and place of hearing; a general summary of the terms of the proposed Nonpotable and Reclaimed Water Use Master Plan or amendment or modification thereof to be considered, including the areas included in the Reclaimed Water Use Area Map and such other information as the Public Utilities Commission or the Chief Administrative Officer considers necessary or desirable. Such notice of hearing shall be provided by publication at least once in a newspaper of general circulation no less than 20 days prior to the date on which the hearing is scheduled to occur and shall also be included on the next Public Utilities Commission calendar to be mailed following the date of such notice. Mailed notice shall be provided to any person requesting such notice in writing. Such notices shall be in addition to any other notice that may be required by law. The failure of any person to receive notice required by law does not affect the authority of the City and County of San Francisco to adopt the Nonpotable and Reclaimed Water Use Master Plan.

- (b) **Contents.** The Nonpotable and Reclaimed Water Use Master Plan shall include, but need not be limited to, the following:
  - (1) **Long-Range Plan for Use of Nonpotable and Reclaimed Water.**  
Development of a long-range plan for the production, delivery and use of nonpotable and reclaimed water in the City, within the wholesale water service area of the Water Department, and in areas outside of the Water Department's service area;  
  
The plan shall include:
    - (A) Proposals, based on five-year incremental planning and implementation phases, for the expansion of production, delivery and use of reclaimed water,
    - (B) Identification of opportunities for the expansion of the reclaimed water production system, including the expansion of existing facilities or the development of new wastewater treatment facilities. Estimation of the feasibility and cost of developing such facilities and analysis of financing requirements and alternatives. It is the express intention of this Article to exclude reliance on hookup charges or similar fees or charges in implementing the plan,



## PROPOSED AMENDMENTS TO RECLAIMED WATER USE REQUIREMENTS

- (C) Evaluation of the potential demand for reclaimed water,
- (D) Analysis of the potential for development and use of groundwater and other subsurface sources and conjunctive use projects, and evaluation of related water quality, aquifer yield and fish and wildlife protection issues;

### (2) Reclaimed Water Use Area Map.

- (A) A reclaimed water use area map, delineating the areas that are served or, as projected by the Water Department and Department of Public Works, may be served within 10 years of the date of designation of such an area pursuant to this Article, by reclaimed water distribution systems. The map shall be prepared jointly by the Water Department and the Department of Public Works. The Chief Administrative Officer and the Public Utilities Commission shall review the map submitted by the Departments and may either approve the map or reject and remand the map to the Departments for further action. The map may be amended as necessary to reflect all additions and planned additions to the nonpotable and reclaimed water distribution system,
  - (B) The map shall list and classify as designated reclaimed water use areas all areas within the boundaries of the City and County of San Francisco that meet either of the following criteria:
    - (i) The area is currently served by a reclaimed water distribution system, or
    - (ii) The area may be served by a reclaimed water distribution system within ten years, as projected in the Nonpotable and Reclaimed Water Use Master Plan,
  - (C) The areas described in Section 1209 of this Article are hereby designated on the reclaimed water use map for the use of reclaimed water in accordance with this Article. The map areas described in Section 1209 may be modified by the Water Department and the Department of Public Works in the manner set forth in this Section;
- (3) **Rules and Regulations.** Description and analysis of relevant City, State and Federal rules, regulations, standards and procedures governing the production, distribution and use of nonpotable and reclaimed water;
- (4) **Financial Assistance.** Identification of resources and recommendation of specific measures to assist nonpotable and reclaimed water users to finance necessary nonpotable and reclaimed water use projects, including but not limited to identification of incentives, discounts in water rates or other measures;

## PROPOSED AMENDMENTS TO RECLAIMED WATER USE REQUIREMENTS

- (5) **Pilot and Demonstration Projects.** Identification of demonstration or pilot projects to substitute the use of potable water with nonpotable and reclaimed water;
  - (6) **Public Awareness Program.** Evaluation of and recommendations for the establishment and operation of a public awareness program to promote the use of nonpotable and reclaimed water;
  - (7) **Mandatory Nonpotable and Reclaimed Water Use.** Evaluation and recommendation of types of water use, such as greenbelt irrigation, agricultural irrigation, office building uses, filling of habitat lakes, or industrial processes, that shall be required, wholly or partially, to use nonpotable or reclaimed water;
  - (8) **Interagency Coordination.** Recommendations for actions to coordinate efforts between the City and other local and regional governmental agencies to share in the production and utilization of nonpotable and reclaimed water within and outside the boundaries of the City;
  - (9) **Nonpotable and Reclaimed Water Source Protection.** Recommendations for control measures and management practices necessary to maintain or improve the quality of nonpotable and reclaimed water.
- (c) **Status Report.** An annual report on the status and implementation of the Nonpotable and Reclaimed Water Use Master Plan shall be jointly prepared by the Water Department and the Department of Public Works and submitted to the Board of Supervisors, the Chief Administrative Officer, the Public Utilities Commission, the Department of Health, the Fire Department, the Recreation and Park Department and any other interested City agencies. This annual report shall include a yearly audit of the resulting offset in use of fresh water, if any, and identification of the uses of the saved water. (Added by Ord. 390-91, App. 11/7/91 and Ord. 391-91, App. 11/7/91; amended by Ord. 393-94, App. 11/23/94)

### SEC. 1204. IMPLEMENTATION.

- (a) **Development Project.** A development project located within the boundaries of a reclaimed water use area designated pursuant to Section 1203(b)(2) of this Article may receive a site permit, building permit, land development authorization, or project authorization pursuant to City Planning Code Sections 320, et seq., only if the appropriate City permit approval or authorization official, as determined by the nature of the action requested by the project developer, determines that:
  - (1) An exemption has not been granted by the General Manager of the Water Department in accordance with Section 1204(d)(2)(c) of this Article;
  - (2) The development project provides for the construction and operation of a reclaimed water system and a reclaimed water irrigation system;

## PROPOSED AMENDMENTS TO RECLAIMED WATER USE REQUIREMENTS

- (3) The owner or operator of the development project has obtained an appropriate certificate in accordance with Sections 1204(c) or 1204(d) of this Article; and
- (4) The development project is in compliance with all applicable City Code Sections providing for the design, installation and construction of all facilities necessary to the operation of a reclaimed water system and/or a reclaimed water irrigation system to serve the potential uses of the property or structure covered by the proposed permit or authorization, as may be further specified in the provisions of this Article, or the provisions of codes and regulations adopted pursuant to or in furtherance of this Article.

### **(b) Subdivision Approvals.**

- (1) **Parcel Map or Tentative Subdivision Map Conditions.** The Director of Public Works shall not approve a tentative subdivision map or a parcel map for any property within the boundaries of the reclaimed water use area map, as provided in Section 1203(b)(2) of this Article, unless a condition is imposed requiring compliance with all applicable City Code Sections providing for the design, installation, construction, or dedication of all public works, public improvements, infrastructure or fixtures necessary to the operation of a reclaimed water distribution system to serve the potential uses of the property covered by the parcel map or tentative subdivision map, as may be further specified in the provisions of this Article, or the provisions of codes and regulations adopted pursuant to or in furtherance of this Article.
- (2) **Subdivision Regulations.** The Director of Public Works shall adopt regulations as necessary, consistent with and in furtherance of this Article, to ensure that all subdividers of property subject to the provisions of this ordinance provide such public improvements as are necessary to serve the subdivided property with reclaimed water from a reclaimed water distribution system.
- (3) **Final Maps.** The Director of Public Works shall not endorse and file a final map for property within the boundaries of a reclaimed water use area without first determining whether:
  - (A) The subdivider has complied with the conditions imposed on the tentative subdivision map or parcel map, pursuant to this Article, and the ordinances and regulations adopted in furtherance thereof; and
  - (B) For any such conditions not fully satisfied prior to the recordation of the final map, the subdivider has signed a certificate of agreement and/or improvement agreement, to ensure compliance with such conditions.



## PROPOSED AMENDMENTS TO RECLAIMED WATER USE REQUIREMENTS

- (4) This Subsection (b) shall not apply to tentative subdivision maps or parcel maps submitted solely for the purposes of condominium conversion, as defined in San Francisco Subdivision Code Section 1308(d).
- (c) **Reclaimed Water Use Registration and Issuance of Certificate.** Any owner, operator or manager of a development project, or an irrigation system subject to Section 1204(e), located within the boundaries of a reclaimed water use area shall register such development project or irrigation system with the Water Department. The General Manager of the Water Department (or designee) shall issue a certificate of intention to use reclaimed water ("reclaimed water use certificate") and shall maintain a register of all such development projects and irrigation systems. The Water Department may inspect the operations of reclaimed water systems, reclaimed water irrigation systems and reclaimed water distribution systems to ensure the mandatory use of reclaimed water. The Water Department, acting through its Public Utilities Commission, is authorized to impose and collect fees in its discretion to recover the costs of implementing Sections 1204(c) and (d) of this Article, including costs of documentation processing, issuance of certificate, inspection, consultation with applicants and administration of Sections 1204(c) and (d) of this Article.

### **(d) Reclaimed Water Use.**

- (1) **Mandatory Use.** Reclaimed water shall be used in all reclaimed water systems, reclaimed water distribution systems and reclaimed water irrigation systems required by Sections 1204(a), 1204(b) and 1204(e) of this Article, in a manner and to the extent consistent with all applicable local, State and Federal laws.

### **(2) Exemptions.**

- (A) The General Manager may issue a reclaimed water use certificate temporarily exempting compliance with Section 1204(d)(1) if the General Manager determines that reclaimed water is not currently available. If the General Manager makes such a determination, potable water may be supplied on a temporary basis, until the General Manager determines that reclaimed water is available.
- (B) Potable or nonpotable water obtained from a subsurface water supply underlying a development project, subdivision or irrigation system subject to this Article may be used for the development project, subdivision or irrigation system if authorized by the General Manager through issuance of an alternative water supply certificate. The certificate may be issued under circumstances where the General Manager has determined that the Water Department will not be using the subsurface water supply for municipal water supply purposes. The General Manager may revoke any such reclaimed water use certificate and require the use of reclaimed water whenever the Water Department determines that the subsurface water supply is necessary for municipal water supply purposes.

## PROPOSED AMENDMENTS TO RECLAIMED WATER USE REQUIREMENTS

Revocation of the certificate will be effective one year after receipt of written notice.

- (C) The General Manager may issue reclaimed water use certificate exempting certain uses from compliance with Subsections (a), (d)(1), and (e) of Section 1204 under circumstances where the use of reclaimed water is not appropriate. The person or entity requesting such an exemption shall have the burden of demonstrating that the use of reclaimed water is not appropriate for the intended purposes and cannot be made usable by user pretreatment processes or other project modifications.

### **(e) Irrigation Systems.**

- (1) **New Irrigation Systems.** A landscaped area located within the boundaries of a reclaimed water use area and not constructed in conjunction with or as part of a development project subject to Section 1204(a) shall be constructed for the use of reclaimed water and shall comply with the provisions of this Article if it comprises an area of 10,000 square feet or more.

### **(2) Existing Irrigation Systems.**

- (A) Irrigation systems using potable water located within a reclaimed water use area shall be converted to use reclaimed water upon a determination by the General Manager (or designee) of the Water Department that reclaimed water is currently available for use. This conversion requirement shall apply to irrigation systems for irrigated property 10,000 square feet or more in size.
- (B) The General Manager shall, by written notice, inform the owner of the irrigated property that the irrigation system must be converted to use reclaimed water within 180 days of the date of mailing of the written notice. In the event the property is owned by more than one person or entity, notice to any one such owner is sufficient notice under this Article. The General Manager may provide an extension of the 180- day conversion period, if appropriate.
- (C) An owner may file an objection to the required conversion by submitting to the Water Department, by certified mail, return receipt requested, a written statement of the reasons why the irrigation system should not be required to convert to reclaimed water. The written statement will not be considered by the Water Department if it is not received by the Water Department within 60 days of the date the notice was mailed to the owner. The General Manager may rescind the conversion requirement only on the grounds of severe economic hardship or technical infeasibility.
- (D) In addition to other penalties provided by this Article or by law, failure to convert the irrigation system to use reclaimed water within the time prescribed in the notice shall be sufficient cause for the Water

## **PROPOSED AMENDMENTS TO RECLAIMED WATER USE REQUIREMENTS**

Department to terminate potable water service to the irrigation system, or in the case of common irrigation and potable water uses, the placement of a flow restrictor on the service line.

### **(f) Applicability.**

- (1) Subsections (b), (c), (d) and (e) of this Section of this Article shall be applicable immediately upon the effective date of this Article.
- (2) Subsection (a) of this Section of this Article shall not apply to development projects for which a site permit, building permit, or project authorization pursuant to City Planning Code Sections 320, et seq., has been issued within 180 days after the effective date of this Article.
- (3) All development projects, except solely residential projects, for which a site permit, building permit, or project authorization pursuant to City Planning Code Sections 320, et seq., is issued more than 180 days after the effective date of this Article shall be in full compliance with this Article.
- (4) All development projects, including residential projects, for which a site permit, building permit, or project authorization pursuant to City Planning Code Sections 320, et seq., is issued subsequent to January 1, 2000, shall be in full compliance with this Article.  
(Added by Ord. 390-91, App. 11/7/91 and Ord. 391-91, App. 11/7/91)

### **SEC. 1205. MATERIAL AND CONSTRUCTION SPECIFICATIONS.**

Within six months of the enactment of this Article, the Department of Public Works, in cooperation with the Public Utilities Commission, the Department of Public Health, and the San Francisco Fire Department, shall prepare and issue material and construction specifications for reclaimed water irrigation systems, reclaimed water distribution systems and reclaimed water systems. Specifications shall include, but not be limited to, pipe identification, quick coupling valves, use of distribution systems, washdown hydrants and other points of public access, warning labels, control and regulating valves, strainers, reclaimed water piping, potable water piping, conversion requirements, design criteria, backflow and cross-connection prevention designs and devices, and facilities for temporary potable water use if reclaimed water is not available. Specifications shall be based on the final draft "Guidelines for Distribution of Nonpotable Water," issued by the Association of Water Works Agencies, California-Nevada Section, Water Reclamation Committee (as amended from time to time), unless the Department of Public Works determines that sound engineering judgment relating to local conditions and practices requires deviation from such specifications.

(Added by Ord. 390-91, App. 11/7/91 and Ord. 391-91, App. 11/7/91)

### **SEC. 1206. PENALTIES.**

- (a) Any person who violates any provision of this Article is guilty of an infraction punishable by a fine in an amount not in excess of \$500. Each day each violation is committed or permitted to continue shall constitute a separate offense.

## PROPOSED AMENDMENTS TO RECLAIMED WATER USE REQUIREMENTS

- (b) Any person who intentionally or negligently violates any provision of this Article shall be liable to the City in an amount not to exceed \$1,000 per day for each violation that occurs.
- (c) Use of potable water in violation of this Article may result in the termination of potable water service by the General Manager of the Water Department.
- (d) The enforcement actions authorized in Subsections (a), (b) and (c) are in addition to, and do not supersede, any other remedies available under City, State or Federal construction codes and health codes applicable to activities subject to this Article and any other remedies available under law.  
(Added by Ord. 390-91, App. 11/7/91 and Ord. 391-91, App. 11/7/91)

### SEC. 1207. RULES AND REGULATIONS.

The Public Utilities Commission, the Department of Public Works, the Health Department and the Fire Department are authorized to promulgate rules and regulations for the implementation of this Article.

(Added by Ord. 390-91, App. 11/7/91 and Ord. 391-91, App. 11/7/91)

### SEC. 1208. GOVERNMENT FACILITIES.

The provisions of this Article shall apply, to the extent consistent with applicable laws, to any government-operated irrigation systems serving 10,000 square feet or more of landscaped property and new construction and operation of 40,000 square feet or more of government-owned and operated buildings and structures.

(Added by Ord. 390-91, App. 11/7/91 and Ord. 391-91, App. 11/7/91)

### SEC. 1209. RECLAIMED WATER USE MAP DESIGNATION.

The following areas are designated for the use of reclaimed water in accordance with this Article:

- (a) **Westside.** The Westside area includes seven sub-areas: Lake Merced, Great Highway, Golden Gate Park, 39th Avenue, Lincoln Park, Richmond Tunnel and Presidio. Each of these sub-areas is described as follows:

**Lake Merced.** The Lake Merced sub-area is bound by the Pacific Ocean on the west and by the San Francisco City and County Boundary on the south. On the east, the Lake Merced sub-area is bound by Junipero Serra Boulevard from the City and County Boundary north to Sloat Boulevard, by West Portal Avenue from Sloat Boulevard northeast to 15th Avenue, and by 15th Avenue from West Portal Avenue north to Vicente Street. On the north, the Lake Merced sub-area is bound by Vicente Street extending in a line from 15th Avenue west to the Pacific Ocean.

**Great Highway.** The Great Highway sub-area is bound by the Pacific Ocean on the west and a line extending from the Pacific Ocean east to Vicente Street and 47th Avenue on the south. On the east, the Great Highway sub-area is bound by 47th Avenue from Vicente Street to Lincoln Way, by Lincoln Way from 47th Avenue west to the Great Highway, and by the Great Highway from Lincoln Way north to Sutro Height Park. On the north, the Great

## PROPOSED AMENDMENTS TO RECLAIMED WATER USE REQUIREMENTS

Highway sub-area is bound by the southerly boundary of the Sutro Heights Park.

**Golden Gate Park.** The Golden Gate Park sub-area is bound by the Great Highway on the west. On the south, the Golden Gate Park sub-area is bound by Lincoln Way from the Great Highway east to Frederick Street, and by Frederick Street from Lincoln Way east to Stanyan Street. On the east, the Golden Gate Park sub-area is bound by Stanyan Street from Frederick Street north to Fulton Street. On the north, the Golden Gate Park sub-area is bound by Fulton Street from Stanyan Street west to the Great Highway.

**39th Avenue.** The 39th Avenue sub-area is bound by 40th Avenue on the west, Fulton Street on the south, 38th Avenue on the east, and Clement Street on the north.

**Lincoln Park.** The Lincoln Park sub-area is bound by the Pacific Ocean on the north and west. On the south, the Lincoln Park sub-area is bound by the southerly boundary of Sutro Heights Park extending east from the Pacific Ocean to 48th Avenue, by 48th Avenue from the southerly boundary of Sutro Heights Park north to Point Lobos Avenue, by El Camino Del Mar from Point Lobos Avenue north to Seal Rock Drive, by Seal Rock Drive from El Camino Del Mar east to Clement Street, and by Clement Street from Seal Rock Drive east to the easterly boundary of Lincoln Park. On the east, the Lincoln Park sub-area is bound by the easterly boundary of Lincoln Park extending in a line from Clement Street north to the Pacific Ocean.

**Richmond Tunnel.** The Richmond Tunnel sub-area extends 400 feet each side of a line described as follows: Beginning at the intersection of Fulton Street and 35th Avenue the line extends north 150 feet in 35th Avenue, then northeast in a straight line to the intersection of Lake Street and 26th Avenue, then east in Lake Street to the intersection of Lake Street and 24th Avenue, then north in a line extending from the intersection of Lake Street and 24th Avenue to the southerly boundary of the Presidio Military Reservation.

**Presidio.** The Presidio sub-area is bound by the Pacific Ocean on the north and west. On the south, the Presidio sub-area is bound by the southerly boundary of the Presidio Military Reservation from the Pacific Ocean east to Park Presidio Boulevard, by the southerly and easterly boundaries of Mountain Lake Park from Park Presidio Boulevard to West Pacific Avenue, by West Pacific Avenue extending in a line from the easterly boundary of Mountain Lake Park east to Lyon Street. On the east, the Presidio sub-areas bound by Lyon Street extending in a line from West Pacific Avenue north to the Pacific Ocean.

- (b) **Eastside.** [Expand boundaries to encompass Sloat Boulevard, Portola Drive, Market Street and Divisadero Street out to the Presidio] The Eastside area is bound by San Francisco Bay on the east and north. On the west, the Eastside area is bound by Grant Street extending from San Francisco Bay south to its intersection with Francisco Street, by Francisco Street east to its intersection with Kearny Street, by Kearny Street south to its intersection with Chestnut Street, by Chestnut Street east to its intersection with Montgomery Street, by Montgomery Street south to its intersection with Lombard Street, by Lombard Street east to its intersection



## PROPOSED AMENDMENTS TO RECLAIMED WATER USE REQUIREMENTS

with Sansome Street, by Sansome Street south to its intersection with Market Street, by Market Street southwest to its intersection with 2nd Street, by 2nd Street southeast from its intersection with Market Street to the intersection of 2nd Street and Mission Street, by Mission Street southwest from 2nd Street to the intersection of Mission Street and 7th Street, by 7th Street from Mission Street southeast to 16th Street, by Interstate 280 from the intersection of 7th Street and 16th Street south to Army Street, by Army Street from Interstate 280 west to Bayshore Boulevard, by Bayshore Boulevard from Army Street south to Jerrold Avenue, by Jerrold Avenue from Bayshore Boulevard southeast to Interstate 280, and by Interstate 280 from Jerrold Avenue southwest to Newcomb Avenue. On the south, the Eastside area is bound by Newcomb Avenue from Interstate 280 southeast to Third Street, by Third Street from Newcomb Avenue northeast to Evans Avenue, by Evans Avenue from Third Street southeast to Middlepoint, by Middlepoint southwest to Ingalls Avenue, by Ingalls Avenue southwest to Wallace Avenue, and by a line extending southeast along Wallace Avenue to San Francisco Bay, including the Hunters Point Naval Shipyard.

**Treasure Island.** The Treasure Island sub-area shall include all of Treasure Island and Yerba Buena Island.

(Added by Ord. 390-91, App. 11/7/91; amended by Ord. 393-94, App. 11/23/94)

### **SEC. 1210. SEVERABILITY.**

If any section, paragraph, sentence, clause or phrase of this Article or any part thereof, is for any reason held unconstitutional, invalid or ineffective by any court of competent jurisdiction, said decision shall not affect the validity or effectiveness of the remaining portions of this Article, or any part thereof. The Board of Supervisors hereby declares that it would have passed each section, subsection, subdivision, paragraph, sentence, clause or phrase herein, irrespective of the fact that any one or more sections, subsections, subdivisions, paragraphs, sentences, clauses or phrases be declared unconstitutional, invalid or ineffective.

(Added by Ord. 390-91, App. 11/7/91 and Ord. 391-91, App. 11/7/91)

**From:** [Board of Supervisors, \(BOS\)](#)  
**To:** [BOS-Supervisors](#)  
**Cc:** [Calvillo, Angela \(BOS\)](#); [Somera, Alisa \(BOS\)](#); [Ng, Wilson \(BOS\)](#)  
**Subject:** FW: Renaming of our schools 2.16.2021 at the 3pm meeting with the school board.  
**Date:** Tuesday, February 16, 2021 1:24:00 PM

---

**From:** Dennis Hong <dennisjames888@yahoo.com>

**Sent:** Tuesday, February 16, 2021 12:06 PM

**To:** GabrielaLopez@sfusd.edu; MarkSanchez@sfusd.edu; FaauugaMoliga@sfusd.edu; JennyLam@sfusd.edu; MattAlexander@sfusd.edu; kevineboggess@sfusd.edu; AlisonMCollins <AlisonMCollins@sfusd.edu>; matthewsv@sfusd.edu; Board of Supervisors, (BOS) <board.of.supervisors@sfgov.org>

**Cc:** Breed, Mayor London (MYR) <mayorlondonbreed@sfgov.org>

**Subject:** Renaming of our schools 2.16.2021 at the 3pm meeting with the school board.

This message is from outside the City email system. Do not open links or attachments from untrusted sources.

Hello folks, Dennis H here. I went to too all of these wonderful public schools, Garfield, Francisco, Galileo, CCSF, SF State. I'm a current resident of SF and retired. Please share my Opinion here among yourselves and others as needed to rethink and justify this issue.

Seriously, In my opinion this can wait if not should be a closed issue. What were you thinking of? I'm willing to listen to you all, mostly what was/is the justification for this and where is the budget for doing this. Its needs some more homework here.

As a tax payer, I'm disappointed for this action.

Just think of the cost to do all this work.

Here's my follow up to my email and my comments (below) as posted in our NextDoor - App: (2/16/2021). Per Miss Dwan Isaacs: I support this request.

-----  
[SCHOOL NAME CHANGE - emails needed for closed meeting today at 3 PM.](#) Most of you have posted against the BOE's actions. Please email asap to ask the BOE and Superintended to delay action.

"TO Superintendent of Schools, Commissioners: It is critical that you delay the Name Change Mandate. Children need to be back in school for at least a full semester before any knowledgeable action can occur. There should be discussion in school, educated debates with historical facts, involvement of the parents and school community. There should also be an accurate, detailed cost analysis in addition to facts of the SFUSD financial status. There should also be a confidential vote so that children do not feel coerced. This Name Change should not be decided by a small handful of people".

-----

Thank you,

I would like your thoughts here to my rambling email; good or bad.

-----All the Best DHsf-----



**From:** [Board of Supervisors, \(BOS\)](#)  
**To:** [BOS-Supervisors](#)  
**Cc:** [Calvillo, Angela \(BOS\)](#); [Somera, Alisa \(BOS\)](#); [Ng, Wilson \(BOS\)](#)  
**Subject:** FW: Rescind ban of taxis on Market St.  
**Date:** Wednesday, February 17, 2021 8:29:00 AM  
**Attachments:** [Rescind ban of taxis on Market St..pdf](#)  
[Rescind ban of taxis on Market St..docx](#)

---

-----Original Message-----

From: Bob Planthold <political\_bob@att.net>  
Sent: Tuesday, February 16, 2021 4:57 PM  
To: MTABoard <mtaboard@sfmta.com>; Board of Supervisors, (BOS) <board.of.supervisors@sfgov.org>; Breed, Mayor London (MYR) <mayorlondonbreed@sfgov.org>; info@sfcta.org; Degrafinried, Alaric (DPW) <alaric.degrafinried@sfdpw.org>  
Subject: Rescind ban of taxis on Market St.

This message is from outside the City email system. Do not open links or attachments from untrusted sources.

The SF Action Team of the California Alliance for Retired Americans

sends this letter widely, to various SF officials,

so as to get maximum attention to problems affecting

SF's paratransit services and clients, due to

the recent decisions by the MTA Board and

then a funding decision by the SFCTA body.

Our contact info. is within the attached letter,

both in PDF and DOC x formats.

We hope to soon get a response and some restorative changes.

Bob Planthold & Hene Kelly



Dear San Francisco Transportation Officials,

February 15, 2021

The California Alliance for Retired Americans (CARA) – San Francisco Chapter, is writing to request that the MTA reconsider their approved changes that effectively ban any taxi provided para-transit service on Market St. as part of the Better Market St. Plan. CARA is California's largest grassroots advocacy organization representing over 1 million seniors. We work on issues to improve the quality of life for seniors, people with disabilities, and our families.

CARA believes that the MTA has rushed through changes to the Better Market St. plan and that the MTA staff made their decision prior to any presentation to their 2 in-house formal advisory committees, the Paratransit Co-ordinating Council [PCC] and the MAAC [MTA Multi-modal Access Advisory Committee], while making presentations to private advocacy groups. The MTA board knew, in advance of their vote, that they had neglected contacting /informing the PCC and the MAAC.

Somehow, the transportation needs and priorities of older adults and people with disabilities have been, and are still being, overlooked --or at best subordinated to the concerns of others who travel along Market St despite the legal designation of people with disabilities as a "legally-protected class". The changes recommended by staff, approved by both the MTA Board of Directors, and partially funded by the SF CTA, will greatly reduce any pick-up by taxis, including para transit customers of regular and ramped vehicles for seniors and disabled passengers along Market St.

The changes will further restrict taxi access for passengers along Market St. which violates paratransit service requirements. Ramped taxis won't be able to pick up older adults or people with disabilities at the curb of the building they are going to or leaving from. Yet, DOOR-to-DOOR service, meaning CURBSIDE pick-up at the DOOR of the departure bldg., is a requirement of paratransit service. It is further difficult to understand how a "ramped" taxi, bought and configured especially to provide taxi service to those who cannot use MUNI or enter a regular taxi, cannot be considered a PARATRANSIT vehicle.

Since taxis will be mandated to turn off Market St. after a short travel of only a few blocks, no city staff nor policy body has indicated how an older adult or person with a disability standing mid-way between any of these mandated turn-off points can summon a taxi.

We know that Better Market St. staff earlier opined there was a deadline to approve some of the changes, so as to not risk forfeiture of federal money. Nothing was done to sever the taxi restrictions from the rest of the construction package, as well as failing to allow curbside pick-up from the door of the building where those needing taxi provided para-transit services are waiting.

Denying curbside pick-up of older adults and people with disabilities is a plausible basis for filing an A.D.A.-based grievance and lawsuit. Such could further risk loss of the construction money. We ask representatives from the respective agencies respond to these concerns before the deadline for the MTA board to submit their plan and to re-calendar this item so it can be discussed more fully. Please contact Hene Kelly (415-533-5244) or Bob Planthold (510-684-2633) to discuss this issue and plan for addressing our concerns.

Sincerely,

Hene Kelly, Legislative Director, and Bob Planthold, San Francisco CARA Action Team

CC: MTA Board Members, SF Board of Supervisors, Mayor London Breed

**From:** [Board of Supervisors, \(BOS\)](#)  
**To:** [BOS-Supervisors](#)  
**Cc:** [Calvillo, Angela \(BOS\)](#); [Somera, Alisa \(BOS\)](#); [Ng, Wilson \(BOS\)](#); [PrestonStaff \(BOS\)](#)  
**Subject:** FW: Safety and Crime  
**Date:** Monday, February 8, 2021 3:30:00 PM

---

**From:** Cynthia Silverstein <cynthia@opticalunderground.com>  
**Sent:** Monday, February 8, 2021 3:18 PM  
**To:** Board of Supervisors, (BOS) <board.of.supervisors@sfgov.org>  
**Subject:** Fwd: Safety and Crime

This message is from outside the City email system. Do not open links or attachments from untrusted sources.

----- Forwarded message -----

From: **Cynthia Silverstein** <[cynthia@opticalunderground.com](mailto:cynthia@opticalunderground.com)>  
Date: Mon, Feb 8, 2021 at 3:14 PM  
Subject: Safety and Crime  
To: <[MayorLondonBreed@sfgov.org](mailto:MayorLondonBreed@sfgov.org)>, <[Board.Of.Supervisors@sfgov.org](mailto:Board.Of.Supervisors@sfgov.org)>, <[districtattorney@sfgov.org](mailto:districtattorney@sfgov.org)>, <[SFPDChief@sfgov.org](mailto:SFPDChief@sfgov.org)>, David Lazar <[David.lazar@sfgov.org](mailto:David.lazar@sfgov.org)>, <[Paul.Yep@sfgov.org](mailto:Paul.Yep@sfgov.org)>  
Cc: Lloyd Silverstein <[lloyd@opticalunderground.com](mailto:lloyd@opticalunderground.com)>, Autumnn Adamme <[Autumn@darkgarden.com](mailto:Autumn@darkgarden.com)>, Jennifer Laska <[jennlaska@me.com](mailto:jennlaska@me.com)>, Kyle Smeallie <[kyle.smeallie@sfgov.org](mailto:kyle.smeallie@sfgov.org)>

## **HAYES VALLEY MERCHANTS ASSOCIATION (IN FORMATION)**

% 333 Linden Street  
San Francisco, CA 94102

**February 5, 2021**

The Honorable Mayor London Breed  
SFPD Chief William Scott  
SFPD DC David Lazar  
SFPD Northern Station Captain Paul Yep

Dear Mayor Breed, Chief Scott, DC Lazar and Captain Yep:

The armed break in late yesterday afternoon at b8ta on Hayes and Laguna was the last straw. The undersigned have authorized me, on

behalf of the Hayes Valley Merchants Association in formation, to add their signatures to the following:

***We're fed up with excuses. We have a crime epidemic that is killing our already suffering commercial corridor. SFPD is charged with protecting us. What is your immediate, no bs plan to do your job?***

Very truly yours,

**Cynthia and Lloyd Silverstein and Optical Underground**

**Yuko Ohmori and Uko**

**Pamela Mendelsohn of Maven Properties**

**Adam Cowfer and Retrospecs**

**Maya Scott and Uko and landlord of 350 Hayes Street**

**Brian Cassanego and Noir Lounge**

**Darryn Begun of Pearl Investment Co LLC, landlord of 330-350 Gough, 381-395 Hayes, and 285 Linden Street**

**MaryMar Keenan and MMClay**

**Maiko Dildine and Primrose Skincare**

**Chaari Aslaner and Paolo Shoes**

**Brent Stein, Landlord**

**Ryan Clark**

**Doug Ridgway and Rebecca Overmann, Inc.**

**Rob Isackson, Landlord**

**John Gall, owner of Stacks**

**Patricia Unterman and Hayes Street Grill**

**Dick Sander and Hayes Street Grill**

**Christine Zona**

**PJ Harris**

**Autumn Adamme and Dark Garden**

**Marianne Faulkner and PopAntique**

**Joy Fan**

**Roger Perez, property manager of 103 residential and 24 stores on Hayes, (Hayes Valley Properties)**

**Cathy Arens, Manager of Credo Beauty**

**Sheri Evans and Trina Papini, owners of Metier**

**David Alexander, owner of Pepito on Hayes**

**Gianni Chiloiro, owner of Doppio Zero Ristorante**

**George McNabb, Landlord**

**Joe Theisen, Landlord**

**Paul Boschetti, Landlord**  
**Zanello Properties**  
**Matt Conway, Annina/SF**  
**Marc Waisanen and Brett Rogers, owners of Arden Home**  
**Phillip Acquafresca, Beverage Manager of Absinthe Group**  
**Alexa Joseph, practice manager of Through The Hayes**  
**Kim Alter, Nightbird**

cc: Supervisor Dean Preston, District 5  
SF Board of Supervisors

Sent by:

**Cynthia Silverstein**  
**Co-Founder, Brand Strategy and Plate Spinner**  
**Optical Underground**  
**333 Linden Street**  
**SF, CA 94102**

--

**Cynthia Silverstein**  
**Co-Founder, Brand Strategy and Plate Spinner**  
**Optical Underground**  
**333 Linden Street**  
**SF, CA 94102**

**From:** [Board of Supervisors \(BOS\)](#)  
**To:** [BOS-Supervisors](#)  
**Cc:** [Calvillo, Angela \(BOS\)](#); [Somera, Alisa \(BOS\)](#); [Ng, Wilson \(BOS\)](#); [Wong, Linda \(BOS\)](#)  
**Subject:** FW: SF Chamber Support of File #201415  
**Date:** Tuesday, February 16, 2021 8:54:00 AM  
**Attachments:** [SF Chamber Support File201415 Fee Waiver \(1\).pdf](#)  
[image002.png](#)

---

**From:** Emily Abraham <[eabraham@sfchamber.com](mailto:eabraham@sfchamber.com)>  
**Sent:** Tuesday, February 16, 2021 8:50 AM  
**To:** Emily Abraham <[eabraham@sfchamber.com](mailto:eabraham@sfchamber.com)>  
**Cc:** Jay Cheng <[jcheng@sfchamber.com](mailto:jcheng@sfchamber.com)>  
**Subject:** SF Chamber Support of File #201415

This message is from outside the City email system. Do not open links or attachments from untrusted sources.

Dear Supervisors,

The San Francisco Chamber of Commerce supports File #201415, introduced by Supervisor Stefani and co-sponsored by Supervisors Ronen, Mandelman, and Haney that will waive business registration fees for eligible small businesses for the fiscal year beginning July 1, 2020, and those fees due on March 31st, 2020.

The San Francisco Chamber of Commerce actively supports policies that uplift our small business community, which contributes so greatly to San Francisco's vibrance and culture. We believe this ordinance will help small businesses maintain a foothold in San Francisco's neighborhood commercial districts.

Please see attached for our full letter of support.

Sincerely,

Emily Abraham



**Emily Abraham**

Deputy Director, Public Policy  
San Francisco Chamber of Commerce  
(Direct) 916-294-5029 • (E) [eabraham@sfchamber.com](mailto:eabraham@sfchamber.com)  
Pronouns: [she/her/hers](#)



235 Montgomery St., Ste. 760, San Francisco, CA 94104  
tel: 415.352.4520 • fax: 415.392.0485  
sfchamber.com • twitter: @sf\_chamber

February 16, 2021

San Francisco Board of Supervisors  
1 Dr. Carlton B. Goodlett Place, #244  
San Francisco, CA 94012

**RE: Support of File #201415 “Waiver of Business Registration Fees and Certain License Fees”**

Dear Board of Supervisors,

The San Francisco Chamber of Commerce supports File #201415, introduced by Supervisor Stefani and co-sponsored by Supervisors Ronen, Mandelman, and Haney that will waive business registration fees for eligible small businesses for the fiscal year beginning July 1, 2020, and those fees due on March 31st, 2020.

This ordinance is a needed step to support our struggling small business in San Francisco. Recent data on small business closures shows that approximately 50% of our local small businesses have closed. We need to make sure that the businesses who have survived this past year remain open, and work towards cultivating means for other businesses to return.

The businesses that would benefit from this emergency ordinance include many of the hallmark small businesses that make our neighborhoods the diverse and engaging places. Even modest savings from waived fees could be the difference between small businesses reopening safely, or shuttering permanently. We must do everything we can to try and preserve our small business ecosystem in San Francisco and invest in their resiliency.

The San Francisco Chamber of Commerce actively supports policies that uplift our small business community, which contributes so greatly to San Francisco’s vibrance and culture. We believe this ordinance will help small businesses maintain a foothold in San Francisco’s neighborhood commercial districts.

Sincerely,

A handwritten signature in black ink, appearing to read "Rodney Fong", written over a circular stamp or seal.

Rodney Fong  
President & CEO  
San Francisco Chamber of Commerce

cc: Clerk of the Board, to be distributed to all Supervisors; Mayor London Breed; OEWD

**From:** [Board of Supervisors, \(BOS\)](#)  
**To:** [BOS-Supervisors](#); [BOS-Legislative Aides](#); [BOS-Administrative Aides](#)  
**Cc:** [Calvillo, Angela \(BOS\)](#); [Somera, Alisa \(BOS\)](#); [Ng, Wilson \(BOS\)](#); [Wong, Linda \(BOS\)](#)  
**Subject:** FW: supporting BOS No. 201415  
**Date:** Thursday, February 18, 2021 1:35:00 PM

---

---

**From:** Austin Cummings <hcbbodywork@gmail.com>  
**Sent:** Tuesday, February 16, 2021 8:50 AM  
**To:** BOS-Supervisors <bos-supervisors@sfgov.org>; BOS-Legislative Aides <bos-legislative\_aides@sfgov.org>  
**Subject:** supporting BOS No. 201415

This message is from outside the City email system. Do not open links or attachments from untrusted sources.

Greetings - Please support BOS # 201415 to waive the business registration fee and certain annual license fees for FY 2020 for qualifying businesses. This proposed legislation would support me, a vulnerable businesses who has endured economic hardships due to the local emergency.

I am a sole practioner massage therapist and to date (other than delayed licensing fees) I have received zero financial support from the City of San Francisco even though I have applied for every grant and program under that has come across my desk (my guess is at least 5-10 different grants and zero interest loan programs). I feel that the city of SF has ignored me because they feel that federal money should be enough for a sole practioner. It feels weird for the same city/county that allowed people to go to their chiropractors, acupuncturists, physical therapist and even personal trainers refuses to give me any support while it actively prevented folk for coming in for bodywork.

Please help!  
Austin Cummings  
HoldingCompany  
c.502-544-7305



**From:** [Board of Supervisors, \(BOS\)](#)  
**To:** [BOS-Supervisors](#)  
**Cc:** [Calvillo, Angela \(BOS\)](#); [Somera, Alisa \(BOS\)](#); [Ng, Wilson \(BOS\)](#); [Carroll, John \(BOS\)](#)  
**Subject:** FW: SFCDMA Letter Re: File #210078, Reinvestment Working Group Attached and for Distribution  
**Date:** Thursday, February 4, 2021 4:43:00 PM  
**Attachments:** [SFCDMA Reinvestment Working Group Letter \(#210078\).pdf](#)

---

**From:** Dee Dee Workman <deedee@sfcdma.org>

**Sent:** Thursday, February 4, 2021 4:26 PM

**To:** Walton, Shamann (BOS) <shamann.walton@sfgov.org>; Preston, Dean (BOS) <dean.preston@sfgov.org>; Board of Supervisors, (BOS) <board.of.supervisors@sfgov.org>

**Cc:** Breed, Mayor London (MYR) <mayorlondonbreed@sfgov.org>; sharky laguana <sharky@bandago.com>; Dick-Endrizzi, Regina (ECN) <regina.dick-endrizzi@sfgov.org>; Donovan, Dominica (ECN) <dominica.donovan@sfgov.org>

**Subject:** SFCDMA Letter Re: File #210078, Reinvestment Working Group Attached and for Distribution

This message is from outside the City email system. Do not open links or attachments from untrusted sources.

Goo Afternoon Board President Walton, Supervisor Preston and Ms. Calvillo,

On behalf of Maryo Mogannam, President of the San Francisco Council of District Merchants Associations, please find attached letter regarding the need for neighborhood merchant representation on the Reinvestment Working Group to create a San Francisco Public Bank. (File #210078).

Thank you.

*Dee Dee Workman  
Public Policy Advisor  
San Francisco Council of District Merchants Associations  
[deedee@sfcdma.org](mailto:deedee@sfcdma.org)  
415-533-8130*



SFCDMA

# San Francisco Council of District Merchants Associations

Maryo Mogannam  
President

Masood Samereie  
Vice-President

Al Williams  
Vice-President

Ixchel Acosta  
Secretary

Henry Karnilowicz  
Secretary

Susie McKinnon  
Treasurer

The Honorable Shamann Walton, President  
Supervisor Dean Preston, Chair, Government Audit and Oversight Committee  
San Francisco Board of Supervisors  
1 Dr. Carlton B. Goodlett Place, Room 244  
San Francisco, CA 94102

February 4, 2021

RE: File #210078, Administrative Code – Reinvestment Working Group; Neighborhood Merchant Representation

Dear Supervisors Walton, Preston and San Francisco Supervisors,

The San Francisco Council of District Merchants Associations (SFCDMA) has served to protect, preserve and promote small businesses in San Francisco for 70 years. We represent local merchant associations and an eclectic mix of neighborhood businesses in every commercial district.

The SFCDMA has reviewed the legislation (File #210078) to create the San Francisco Reinvestment Working Group that would develop and submit plans establishing a San Francisco Public Bank. We also reviewed the 2019 feasibility report produced by the San Francisco Office of the Treasurer and Tax Collector, as well as the 2020 Analysis of Municipal Bank of San Francisco, produced by the Budget and Legislative Analyst's Office.

We note both reports recommend that the priorities of a San Francisco Public Bank should include small business lending. We also note in the legislation as currently drafted that four seats on the Reinvestment Working Group charged with creating plans for the Bank are reserved for "community representatives" appointed by the Board of Supervisors. However, the qualifications for these seats fail to reflect San Francisco's small business sector as a whole or any reference to neighborhood merchants.

Given the importance of San Francisco's small businesses to the economic viability of the city and the quality of life of its neighborhoods, the jobs and services we provide local residents, and the disproportionate destructive impacts the COVID-19 pandemic has had on our sector, the SFCDMA believes strongly that neighborhood businesses should have a role in designing and planning the city's first public bank.

Should this legislation pass, we urge the Board of Supervisors to include a local small business on the Reinvestment Working Group. Further, the SFCDMA requests that a member of our organization representing San Francisco's neighborhood merchants be appointed to a seat designated for a community representative. Our participation will be key in crafting plans for a public bank that will be responsive to the extraordinary needs of our small businesses and will help shape the recovery and ensure the viability of neighborhood commercial districts across the city.

Sincerely,

Maryo Mogannam, President  
San Francisco Council of District Merchants Associations

cc: Clerk of the BOS to be distributed to all Supervisors; Mayor London Breed; Sharky Laguana, President, Small Business Commission, Regina Dick-Endrizzi, Executive Director, Office of Small Business; Secretary of the SBC to be distributed to all Small Business Commissioners

**From:** [Board of Supervisors, \(BOS\)](#)  
**To:** [BOS-Supervisors](#)  
**Cc:** [Calvillo, Angela \(BOS\)](#); [Somera, Alisa \(BOS\)](#); [Ng, Wilson \(BOS\)](#); [BOS Legislation, \(BOS\)](#)  
**Subject:** FW: SFCDMA Letter Supporting Resolution #210122 at BOS Tomorrow 2/9/21 Attached  
**Date:** Monday, February 8, 2021 1:20:00 PM  
**Attachments:** [SFCDMA Fed Stim Adv Comm Letter \(#210122\) 2.8.21.pdf](#)

---

**From:** Dee Dee Workman <deedee@sfcdma.org>  
**Sent:** Monday, February 8, 2021 1:18 PM  
**To:** Walton, Shamann (BOS) <shamann.walton@sfgov.org>; Haney, Matt (BOS) <matt.haney@sfgov.org>; Board of Supervisors, (BOS) <board.of.supervisors@sfgov.org>  
**Cc:** Breed, Mayor London (MYR) <mayorlondonbreed@sfgov.org>; sharky laguana <sharky@bandago.com>; Dick-Endrizzi, Regina (ECN) <regina.dick-endrizzi@sfgov.org>; Donovan, Dominica (ECN) <dominica.donovan@sfgov.org>  
**Subject:** SFCDMA Letter Supporting Resolution #210122 at BOS Tomorrow 2/9/21 Attached

This message is from outside the City email system. Do not open links or attachments from untrusted sources.

Hello President Walton, Supervisor Haney and All Supervisors,

Attached is a letter from Maryo Mogannam, President of the San Francisco Council of District Merchants Associations in support of the Resolution (File #210122) Urging Establishment of a Special Advisory Committee on Federal Stimulus Spending for Small Business, coming to the BOS tomorrow, February 9, 2021.

Thank you.

*Dee Dee Workman*  
*Public Policy Advisor*  
*San Francisco Council of District Merchants Associations*  
[deedee@sfcdma.org](mailto:deedee@sfcdma.org)  
415-533-8130



SFCDMA

# San Francisco Council of District Merchants Associations

Maryo Mogannam  
President

Masood Samereie  
Vice-President

Al Williams  
Vice-President

Tracey Sylvester  
Secretary

Keith Goldstein  
Treasurer

The Honorable Shamann Walton, President  
Supervisor Matt Haney, Chair, Budget and Appropriations Committee  
San Francisco Board of Supervisors  
1 Dr. Carlton B. Goodlett Place, Room 244  
San Francisco, CA 94102

February 8, 2021

RE: SUPPORT File #210122, Urging Establishment of a Special Advisory Committee on Federal Stimulus Spending for Small Business

Dear Supervisors Walton, Haney and San Francisco Supervisors,


The San Francisco Council of District Merchants Associations (SFCDMA) has served to protect, preserve and promote small businesses in San Francisco for 70 years. We represent local merchant associations and an eclectic mix of neighborhood businesses in every commercial district.

We support the Resolution (File #210122) sponsored by Supervisor Haney coming to the Board of Supervisors tomorrow, February 9, 2021, urging the Office of Small Business and the Small Business Commission to establish a Special Advisory Committee on Federal stimulus spending to create a plan for how Federal stimulus funds may support San Francisco small businesses.

San Francisco's neighborhood merchants have been hit hard by the COVID-19 pandemic and the city's shut-down orders. As we move into the public health and economic recovery phases of this crisis, we all must have full understanding of the metrics by which we will measure and propel success in restoring San Francisco's small business sector. This includes receiving accurate and up to date data on Federal stimulus funding coming into the city so that we prioritize the spending of those funds in the most effective, productive and equitable ways, and to communicate all available funding opportunities to local business owners and merchants as quickly as possible.

Convening a Special Advisory Committee of San Francisco's economic and small business government leaders will ensure that our city's recovery includes a focus on neighborhood merchants. This will help prioritize the restoration of our commercial corridors to full capacity as we move through and beyond the devastation caused by the pandemic. The SFCDMA is therefore in full support of this Resolution and we thank Supervisor Haney for bringing it forward.

Sincerely,

  
Maryo Mogannam, President  
San Francisco Council of District Merchants Associations

cc: Clerk of the BOS, to be distributed to all Supervisors; Mayor London Breed; Sharky Laguana, President, Small Business Commission; Regina Dick-Endrizzi, Executive Director, OSB; Clerk of the SBC, to be distributed to all SBC Commissioners

**From:** [Board of Supervisors, \(BOS\)](#)  
**To:** [BOS-Supervisors](#)  
**Cc:** [Calvillo, Angela \(BOS\)](#); [Somera, Alisa \(BOS\)](#); [Ng, Wilson \(BOS\)](#); [Wong, Linda \(BOS\)](#)  
**Subject:** FW: SFCDMA Support Letter re File #201415 Attached  
**Date:** Friday, February 12, 2021 5:00:00 PM  
**Attachments:** [SFCDMA Support Letter for #201415.pdf](#)

---

**From:** Dee Dee Workman <deedee@sfcdma.org>  
**Sent:** Friday, February 12, 2021 2:40 PM  
**To:** Walton, Shamann (BOS) <shamann.walton@sfgov.org>; Stefani, Catherine (BOS) <catherine.stefani@sfgov.org>; Board of Supervisors, (BOS) <board.of.supervisors@sfgov.org>  
**Cc:** sharky laguana <sharky@bandago.com>; Dick-Endrizzi, Regina (ECN) <regina.dick-endrizzi@sfgov.org>; Donovan, Dominica (ECN) <dominica.donovan@sfgov.org>  
**Subject:** SFCDMA Support Letter re File #201415 Attached

This message is from outside the City email system. Do not open links or attachments from untrusted sources.

Good afternoon President Walton, Supervisor Stefani, and All Supervisors,

Please find the letter attached from Maryo Mogannam, President of the San Francisco Council of District Merchants Associations, in support of Sup. Stefani's legislation (#201415, Waiver of Business Registration Fees and Certain License Fees) coming to Budget and Finance on Feb. 17th. To be distributed to all Supervisors and Commissioners.

Thank you.

*Dee Dee Workman*  
*Public Policy Advisor*  
*San Francisco Council of District Merchants Associations*  
[deedee@sfcdma.org](mailto:deedee@sfcdma.org)  
415-533-8130



SFCDMA

# San Francisco Council of District Merchants Associations

Maryo Mogannam  
President

Masood Samereie  
Vice-President

Al Williams  
Vice-President

Tracey Sylvester  
Secretary

Keith Goldstein  
Treasurer

The Honorable Shamann Walton, President  
The Honorable Catherine Stefani  
San Francisco Board of Supervisors  
1 Dr. Carlton B. Goodlett Place, Room 244  
San Francisco, CA 94102

February 12, 2021

RE: SUPPORT: File #201415, Waiver of Business Registration Fees and Certain License Fees

Dear President Walton, Supervisor Stefani and All Supervisors,

The San Francisco Council of District Merchants Associations (SFCDMA) has served to protect, preserve and promote small businesses in San Francisco for 70 years. We represent local merchant associations and an eclectic mix of neighborhood businesses in every commercial district.

The SFCDMA is writing in support of Supervisor Catherine Stefani's legislation, File #201415, that will waive business registration and some license fees for many San Francisco small businesses for whom revenue was lost in the last year.

We appreciate efforts by the Board of Supervisors to mitigate the devastating financial impacts local businesses have experienced due to COVID-19 and subsequent shut-down orders. As we move through and beyond the pandemic many of our small merchants and neighborhood commercial corridors will continue to suffer from lingering hardships caused by this unprecedented public health and economic crisis.

We strongly encourage the Supervisors to consider waiving these fees permanently to lessen financial and regulatory burdens on San Francisco's small businesses as we all work to recover and thrive in the aftermath of the pandemic.

The SFCDMA supports this legislation and thanks Supervisor Stefani for bringing it forward.

Sincerely,

Maryo Mogannam, President  
San Francisco Council of District Merchants Associations

cc: Clerk of the BOS, to be distributed to all Supervisors; Sharky Laguana, President, SBC;  
Regina Dick-Endrizzi, Executive Director, OSB; Clerk of the SBC, to be distributed to all  
Commissioners

**From:** [Kimberly Tan](#)  
**To:** [BOS-Supervisors](#); [BOS-Legislative Aides](#)  
**Subject:** Re: in support of waiving business registration fee  
**Date:** Saturday, February 13, 2021 8:15:22 AM

---

This message is from outside the City email system. Do not open links or attachments from untrusted sources.

in addition, i think licenses for those in the beauty service industry should be waived as well. we've had absolutely no ways to make money with the enforced government shut down, specifically estheticians that can't work on clients while keeping their masks on. restaurants though shut down, were still able to receive funding, and do take out / outdoor seating. beauty / cosmetology's option was to perform services outdoors - which is absolutely not feasible for 99% of folks. what an embarrassing failure and lack of consideration for service workers that are the very foundations of any community's small business community.

On Sat, Feb 13, 2021 at 11:02 PM Kimberly Tan <[kim@skinsalvationsf.com](mailto:kim@skinsalvationsf.com)> wrote:

hi there,

i'm an sf native small business owner of 13+ years. i wanted to write in support of waiving the sf business registration fee. between that, the payroll tax, the business property tax, rising costs of everything and decimated business income because of everything 2020+, i would appreciate this business registration fee to be waived. sf is a very expensive city to do business in, and over the last decade+ of diligently paying taxes, have not seen much if any benefit come of all the money we small business owners have paid, while big startup businesses get all kinds of tax breaks and perks. the city is in a poorer state of being now than ever - which is i believe an unsurprising result of poor financial management of the city. ugh.


i don't mean to attack you personally but y'all ARE the gatekeepers of all this stuff man. how can we truly make sf the progressive city it markets itself to be to the rest of the world?

kim

--  
--

in solidarity,  
kimberly tan  
ceo

skinsalvation is proud to be a woman of color owned, pro-all people, anti-racist small business.  
[please read my blog post on black lives matter action items](#) you can do today!



---

skin**SALVATION** skincare  
skin**SALVATION** acne clinic

--




--

--

--

in solidarity,  
kimberly tan  
ceo

skinsalvation is proud to be a woman of color owned, pro-all people, anti-racist small business.  
[please read my blog post on black lives matter action items](#) you can do today!



---

skin**SALVATION** skincare  
skin**SALVATION** acne clinic

--



--



**From:** [Board of Supervisors, \(BOS\)](#)  
**To:** [BOS-Supervisors](#)  
**Cc:** [Calvillo, Angela \(BOS\)](#); [Somera, Alisa \(BOS\)](#); [Ng, Wilson \(BOS\)](#)  
**Subject:** FW: UESF Press Release  
**Date:** Monday, February 8, 2021 3:28:00 PM

---

**From:** Viola Buitoni <violabuitoni@gmail.com>  
**Sent:** Monday, February 8, 2021 3:00 PM  
**To:** Breed, Mayor London (MYR) <mayorlondonbreed@sfgov.org>  
**Cc:** Cityattorney <Cityattorney@sfcityatty.org>; Board of Supervisors, (BOS) <board.of.supervisors@sfgov.org>; vincentmatthews@sfusd.edu; gabrielalopez@sfusd.edu  
**Subject:** UESF Press Release

This message is from outside the City email system. Do not open links or attachments from untrusted sources.

Mayor Breed,

I had the good fortune of reading the press release mentioned in the subject line. I was relieved to hear that all stakeholders are at the table but dismayed to read that this has only been happening for the last 2 months.

Considering schools have been closed for 11 months, I am wondering what was more pressing on the Board of Education agenda between March and December of 2020 than re-opening schools?

Regards,

Viola Buitoni

**From:** [Board of Supervisors, \(BOS\)](#)  
**To:** [BOS-Supervisors](#)  
**Cc:** [Calvillo, Angela \(BOS\)](#); [Somera, Alisa \(BOS\)](#); [Ng, Wilson \(BOS\)](#)  
**Subject:** FW: We need more than a resolution...  
**Date:** Wednesday, February 17, 2021 3:01:00 PM

---

-----Original Message-----

From: push93053@mypacks.net <push93053@mypacks.net>  
Sent: Tuesday, February 16, 2021 2:27 PM  
To: Board of Supervisors, (BOS) <board.of.supervisors@sfgov.org>  
Subject: We need more than a resolution...

This message is from outside the City email system. Do not open links or attachments from untrusted sources.

Dear Board of Supervisors:

I work at a Trader Joe's here in the city. I read with great anticipation the resolution in early January to urge city grocery store chains to increase pay by \$5/hr. I'd like to share Trader Joe's counter-proposal to your resolution:

- 1) A \$2/hr "Thank You" pay, which has already been being paid during most of 2020. During 2020, our eligibility for \$0.75/hr performance-based raise twice per year (in February and August, per the employee hiring agreement) was preserved, IN ADDITION TO the "Thank You" pay increase.
- 2) In addition to that initial \$2/hr, Trader Joe's has decided that only an additional \$2/hr will be given as extra pay, or \$4/hr total, and ONLY until a future date determined by either June 30th, 2021, or another date set by governing bodies.
- 3) Also, Trader Joe's has decided to forego it's employee hiring agreement for semi-annual eligibility raises regarding the "second" raise in August, stating that it will not happen AT ALL because of their preemptive \$2/hr. second "Thank You" increase, which they have decided is adequate, regardless of the Board of Supervisors resolution.

So, Trader Joe's has concluded that it will only pay \$4 out of the \$5 determined by the resolution, and that the additional \$2 will be subsidized by the affected employees themselves by denying them their promised raise eligibility, effectively reducing the additional \$2 pay to \$1.25 after the August eligibility date for earned, regular pay raises passes. This would then make the effective combined "Thank You" pay \$3.25/hr after July 1st. This would ALSO make our employee's regular pay PERMANENTLY at least \$0.75/hr. less after the "Thank You" pay expires post-pandemic. We will then, actually, be subsidizing the Trader Joe's at \$0.75/hr., going forward in time, or literally forever.

That's \$4/hr now, and \$3.25/hr in August and beyond, and a performance review in August but no hope of a regular pay raise based on said review. This is their counter proposal, after not even mentioning the Los Angeles area MANDATE of \$5/hr. to us affected employees. They, also, never mentioned the Board of Supervisors \$5/hr January resolution on the subject, either.

And although this next issue is not under the jurisdiction of the Board to be addressed or corrected, it is indicative of Trader Joe's regard for fairness and equitable treatment of its employees. Trader Joe's contributes to a 401(k) plan for its workers, at a certain percentage of an employee's yearly earnings, and that payment is deposited to the employee account on 12/31 of each year, for the last decade at least. This year, however, 3 weeks AFTER the payment was supposed to be made to our accounts, we were told that the payments will be held-off until AT LEAST April! This deprives us of retirement dividends on that expected deposit for at least three months in the hottest market in decades, and keeps that money in their coffers for all that time, earning them those higher returns on

money that should be in our accounts! They say that they want to give some employees a chance to collect a LOWER PERCENTAGE cash bonus instead of a 401(k) contribution, for hardship situations, and that we all can still opt for the entire amount to be contributed in March if we choose. Just with 1/3 of a year less earnings on that contribution, which of course detracts from the account's dividend potential forever, and allows them the earnings on those dollars instead! And, of course, 401(k) plans ALREADY ALLOW for hardship-situation withdrawals! Their change, also, cynically times the expected deposit for 2020 to AFTER the February employee reviews, allowing them to discharge employees without paying them their 401(k) contribution for the year they worked under the menace of COVID. It could even be surmised that some employees were "toughing it out until New Years" to collect their expected 401(k) deposit, but are now being told that they must "tough it out" three MORE months through the WORST of the pandemic, just so the employee can "choose" which option they want!! Well, if I needed the cash, I would want the entire amount (not just some lower percentage), and I would then use the hardship method to withdraw the entire amount. Trader Joe's seems to be trying to dupe some employees out of 40% of their 401(k) contribution by getting them to sign onto the idea, and literally holding hostage other employees who may have decided that they have had enough, and were just waiting for the year-end payout. Certainly, Trader Joe's could simply opt to alter or discontinue their FUTURE contributions, but to do so after current year's deposit date passes for said contribution to occur is certainly dubious, and maybe even illegal. But it is, at least, telling.....

So this is what we are up against, as employees. The 401(k) situation, of course, is probably a lawyer issue for possible litigation. But if the Supervisor's January resolution on wages is to be of any real value, shouldn't it be more of a requirement, rather than the mere suggestion that it is now? Shouldn't the Board follow the lead of LA county, for instance, and literally compel grocery chains to comply with a wage mandate by actually issuing a mandate?

Not doing so will allow all sorts of interpretations and reasonings on the part of grocery chain employers like Trader Joe's to withhold, until the bitter end, desperately needed and deserved funds to front-line employees. Not doing so will, I believe, will make working in food retail a non-viable employment option for many who have other choices. Or, more poignantly, if no one wants to sell you food, how will YOU survive?

I am submitting this anonymously for my job protection, but I can provide follow-up answers at this email address.

**From:** [Board of Supervisors, \(BOS\)](#)  
**To:** [BOS-Supervisors](#)  
**Cc:** [Calvillo, Angela \(BOS\)](#); [Somera, Alisa \(BOS\)](#); [Ng, Wilson \(BOS\)](#)  
**Subject:** FW: Why is "Lawlessness in this Once Beautiful CIY going to 3rd World Status?"  
**Date:** Friday, February 5, 2021 8:30:00 AM

---

**From:** Ingleside San Francisco <inglesideneighbor@gmail.com>  
**Sent:** Thursday, February 4, 2021 12:37 PM  
**To:** Board of Supervisors, (BOS) <board.of.supervisors@sfgov.org>  
**Subject:** Fwd: Why is "Lawlessness in this Once Beautiful CIY going to 3rd World Status?"

This message is from outside the City email system. Do not open links or attachments from untrusted sources.

----- Forwarded message -----

From: **Ingleside San Francisco** <[inglesideneighbor@gmail.com](mailto:inglesideneighbor@gmail.com)>  
Date: Thu, Oct 8, 2020 at 3:35 PM  
Subject: Why is "Lawlessness in this Once Beautiful CIY going to 3rd World Status?"  
To: <[mayor.londonbreed@sfgov.org](mailto:mayor.londonbreed@sfgov.org)>, <[monsf@sfgov.org](mailto:monsf@sfgov.org)>

We Residents and Property Taxpayers of San Francisco,are tired of the EXCUSES-EXCUSES and using the Pandemic to SIT AT HOME and GET FULLY PAID by OUR TAX \$\$\$!!!

San Francisco Civil SERVANTS and DEPARTMENTS.....MUST DO THEIR JOBS!!

STOP PATRONIZING THE HOMELESS AND FAREEVADERS TO RUIN OUR QUALITY OF LIFE ISSUES....OF ENCAMPMENTS<TRASH>GRAFFITI>MUNI DRIVERS DOING WHATEVER THEY WANT> ETC> ETC>>>....if you dont know the MOUNTING PROBLEMS

Then you are OUT OF TOUCH,and NOT DOING YOUR JOBS!!...SHAME ON YOU!!

YOUR LACK OF ACTIONS SUPPORT CRIMINAL ELEMENTS TO PURPETUATE THE DEGRADING OF THIS ONCE BEAUTIFUL CITY INTO "3RD WORLD STATUS"

MAYOR BREED is NOT A MAYOR BUT "QUEEN OF THE GHETTO"!!!

WHEN THE CITY GOES BANKRUPT AND BECOMES MORE GHETTO LIKE DETROIT< WILL THAT GET YOUR ATTENTION.....WOULD BE TOO LATE!!!

San Francisco Residents and Property TAXPAYERS!!!

**From:** [Hunter Oatman-Stanford](#)  
**To:** [BOS-Supervisors](#)  
**Subject:** Reform SF zoning to add affordable housing options!  
**Date:** Friday, February 12, 2021 12:24:03 PM

---

This message is from outside the City email system. Do not open links or attachments from untrusted sources.

Members of the San Francisco Board of Supervisors,

As you well know, Sacramento just became the first city in California to eliminate single-family zoning and allow small multi-family apartment buildings throughout the community.

This will significantly help alleviate their housing shortage and affordability crisis by allowing much-needed and more affordable new homes to be built across the city.

It is long past time for San Francisco to do the same, and for the Board of Supervisors to listen to your constituents who have been calling for this much-needed and long-overdue zoning reform.

Not only are San Francisco's current zoning laws exclusionary (and were designed to prevent poor people and people of color from moving into many neighborhoods in SF), they are also perpetuating our city's housing shortage and affordability crisis by making multi-family and affordable housing so difficult to build.

Without making it easier to build more multi-family and affordable housing, SF cannot possibly add enough new homes for all who need housing here.

So I'm urging you to move swiftly to enact meaningful zoning reform that will allow for more multi-family and affordable housing to be built throughout the city.

San Francisco is known across the world for its shameful housing and homelessness crisis, and this long-overdue reform to our antiquated zoning laws is a vital first step in a better direction.

Hunter Oatman-Stanford  
hoatmanstanford@gmail.com

San Francisco, California 94107

**From:** [Felix Mbuga](#)  
**To:** [BOS-Supervisors](#)  
**Subject:** Reform SF zoning to expand affordable housing options!  
**Date:** Tuesday, February 16, 2021 10:27:44 PM

---

This message is from outside the City email system. Do not open links or attachments from untrusted sources.

Members of the San Francisco Board of Supervisors,

There's compelling evidence that single-family zoning has damaged the environment by encouraging suburban sprawl and car reliance, worsened affordability by restricting housing supply, and undermined inclusion by keeping lower-income households out of high-opportunity neighborhoods.

As you well know, Sacramento just became the first city in California to eliminate single-family zoning and allow small multi-family apartment buildings throughout the community.

This will significantly help alleviate their housing shortage and affordability crisis by allowing much-needed and more affordable new homes to be built across the city.

It is long past time for San Francisco to do the same, and for the Board of Supervisors to listen to your constituents who have been calling for this much-needed and long-overdue zoning reform.

Not only are San Francisco's current zoning laws exclusionary, they are perpetuating our city's housing shortage and affordability crisis by making multi-family and affordable housing so difficult to build.

Without making it easier to build more multi-family and affordable housing, SF cannot possibly add enough new homes for all who need housing here.

So I'm urging you to move swiftly to enact meaningful zoning reform that will allow for more multi-family and affordable housing to be built throughout the city.

San Francisco is known across the world for its shameful housing and homelessness crisis, and this long-overdue reform to our antiquated zoning laws is a vital first step in a better direction.

Felix Mbuga  
[fmbuga@icloud.com](mailto:fmbuga@icloud.com)

Milpitas, California 95035

**From:** [John Pascoe](#)  
**To:** [BOS-Supervisors](#)  
**Subject:** Reform SF zoning to expand affordable housing options!  
**Date:** Tuesday, February 16, 2021 3:35:38 PM

---

This message is from outside the City email system. Do not open links or attachments from untrusted sources.

Members of the San Francisco Board of Supervisors,

As you well know, Sacramento just became the first city in California to eliminate single-family zoning and allow small multi-family apartment buildings throughout the community.

This will significantly help alleviate their housing shortage and affordability crisis by allowing much-needed and more affordable new homes to be built across the city.

It is long past time for San Francisco to do the same, and for the Board of Supervisors to listen to your constituents who have been calling for this much-needed and long-overdue zoning reform.

Not only are San Francisco's current zoning laws exclusionary, they are perpetuating our city's housing shortage and affordability crisis by making multi-family and affordable housing so difficult to build.

Without making it easier to build more multi-family and affordable housing, SF cannot possibly add enough new homes for all who need housing here.

So I'm urging you to move swiftly to enact meaningful zoning reform that will allow for more multi-family and affordable housing to be built throughout the city.

San Francisco is known across the world for its shameful housing and homelessness crisis, and this long-overdue reform to our antiquated zoning laws is a vital first step in a better direction.

John Pascoe  
[pascoej@icloud.com](mailto:pascoej@icloud.com)

San Francisco, California 94116

**From:** [Timothy Green](#)  
**To:** [BOS-Supervisors](#)  
**Subject:** Reform SF zoning to expand affordable housing options!  
**Date:** Saturday, February 6, 2021 5:54:35 PM

---

This message is from outside the City email system. Do not open links or attachments from untrusted sources.

Members of the San Francisco Board of Supervisors,

As you well know, Sacramento just became the first city in California to eliminate single-family zoning and allow small multi-family apartment buildings throughout the community.

This will significantly help alleviate their housing shortage and affordability crisis by allowing much-needed and more affordable new homes to be built across the city.

It is long past time for San Francisco to do the same, and for the Board of Supervisors to listen to your constituents who have been calling for this much-needed and long-overdue zoning reform.

Not only are San Francisco's current zoning laws exclusionary, they are perpetuating our city's housing shortage and affordability crisis by making multi-family and affordable housing so difficult to build.

Without making it easier to build more multi-family and affordable housing, SF cannot possibly add enough new homes for all who need housing here.

So I'm urging you to move swiftly to enact meaningful zoning reform that will allow for more multi-family and affordable housing to be built throughout the city.

San Francisco is known across the world for its shameful housing and homelessness crisis, and this long-overdue reform to our antiquated zoning laws is a vital first step in a better direction.

Timothy Green  
tpgreen3@gmail.com

San Francisco, California 94102



**From:** [Joris van Mens](#)  
**To:** [BOS-Supervisors](#)  
**Subject:** Reform SF zoning to expand affordable housing options!  
**Date:** Saturday, February 6, 2021 11:18:51 AM

---

This message is from outside the City email system. Do not open links or attachments from untrusted sources.

Members of the San Francisco Board of Supervisors,

As you well know, Sacramento just became the first city in California to eliminate single-family zoning and allow small multi-family apartment buildings throughout the community.

This will significantly help alleviate their housing shortage and affordability crisis by allowing much-needed and more affordable new homes to be built across the city.

It is long past time for San Francisco to do the same, and for the Board of Supervisors to listen to your constituents who have been calling for this much-needed and long-overdue zoning reform.

Not only are San Francisco's current zoning laws exclusionary, they are perpetuating our city's housing shortage and affordability crisis by making multi-family and affordable housing so difficult to build.

Without making it easier to build more multi-family and affordable housing, SF cannot possibly add enough new homes for all who need housing here.

So I'm urging you to move swiftly to enact meaningful zoning reform that will allow for more multi-family and affordable housing to be built throughout the city.

San Francisco is known across the world for its shameful housing and homelessness crisis, and this long-overdue reform to our antiquated zoning laws is a vital first step in a better direction.

Joris van Mens  
[jorisvanmens@gmail.com](mailto:jorisvanmens@gmail.com)

San Francisco, California 94103

**From:** [Joan MacDonald](#)  
**To:** [BOS-Supervisors](#)  
**Subject:** Reform SF zoning to expand affordable housing options!  
**Date:** Thursday, February 4, 2021 10:25:39 PM

---

This message is from outside the City email system. Do not open links or attachments from untrusted sources.

Members of the San Francisco Board of Supervisors,

As a native San Franciscan, born and raised in the Sunset District, I have reflected over the years how the housing policies limited our lived experiences regarding our classmates. Most of those classmates lived in essentially the same sized houses and were families of home owners. Other policies sadly discriminated against minorities. Some of those limitations have disappeared or decreased but zoning still limits neighborhoods to those able to afford ownership or rentals, not the two mixed as much as could be.

Sacramento just became the first city in California to eliminate single-family zoning and allow small multi-family apartment buildings throughout the community.

This will significantly help alleviate their housing shortage and affordability crisis by allowing much-needed and more affordable new homes to be built across the city. These changes will allow neighborhoods to be more diverse at least in income, thus providing schools to be more integrated.

That's a healthy change.

It is long past time for San Francisco to do the same, and for the Board of Supervisors to listen to your constituents who have been calling for this much-needed and long-overdue zoning reform.

Not only are San Francisco's current zoning laws exclusionary, they are perpetuating our city's housing shortage and affordability crisis by making multi-family and affordable housing so difficult to build.

Without making it easier to build more multi-family and affordable housing, SF cannot possibly add enough new homes for all who need housing here.

So I'm urging you to move swiftly to enact meaningful zoning reform that will allow for more multi-family and affordable housing to be built throughout the city.

San Francisco is known across the world for its shameful housing and homelessness crisis, and this long-overdue reform to our antiquated zoning laws is a vital first step in a better, more inclusive, healthier wholesome direction.

Joan MacDonald  
[joanmacdonald@berkeley.edu](mailto:joanmacdonald@berkeley.edu)

**From:** [Steve Hind](#)  
**To:** [BOS-Supervisors](#)  
**Subject:** Reform SF zoning to expand affordable housing options!  
**Date:** Thursday, February 4, 2021 7:22:57 PM

---

This message is from outside the City email system. Do not open links or attachments from untrusted sources.

Members of the San Francisco Board of Supervisors,

I have lived in San Francisco for two years, and hope to live here for many more. However that is under threat because the scarcity of housing makes it hard for me to afford space for me and my family.

As you well know, Sacramento just became the first city in California to eliminate single-family zoning and allow small multi-family apartment buildings throughout the community.

This will significantly help alleviate their housing shortage and affordability crisis by allowing much-needed and more affordable new homes to be built across the city.

It is long past time for San Francisco to do the same, and for the Board of Supervisors to listen to your constituents who have been calling for this much-needed and long-overdue zoning reform.

Not only are San Francisco's current zoning laws exclusionary, they are perpetuating our city's housing shortage and affordability crisis by making multi-family and affordable housing so difficult to build.

Without making it easier to build more multi-family and affordable housing, SF cannot possibly add enough new homes for all who need housing here.

So I'm urging you to move swiftly to enact meaningful zoning reform that will allow for more multi-family and affordable housing to be built throughout the city.

San Francisco is known across the world for its shameful housing and homelessness crisis, and this long-overdue reform to our antiquated zoning laws is a vital first step in a better direction.

Steve Hind  
[steve.hind@gmail.com](mailto:steve.hind@gmail.com)

San Francisco, California 94117

**From:** [Board of Supervisors, \(BOS\)](#)  
**To:** [BOS-Supervisors](#)  
**Cc:** [Calvillo, Angela \(BOS\)](#); [Somera, Alisa \(BOS\)](#); [Ng, Wilson \(BOS\)](#)  
**Subject:** FW: Harm reduction hearing 2/11/2021 - File No. 201232  
**Date:** Wednesday, February 10, 2021 3:46:00 PM

---

-----Original Message-----

From: Carroll, John (BOS) <[john.carroll@sfgov.org](mailto:john.carroll@sfgov.org)>  
Sent: Wednesday, February 10, 2021 3:18 PM  
To: Harry Breaux <[hbreaux94114@yahoo.com](mailto:hbreaux94114@yahoo.com)>  
Cc: Board of Supervisors, (BOS) <[board.of.supervisors@sfgov.org](mailto:board.of.supervisors@sfgov.org)>  
Subject: RE: Harm reduction hearing 2/11/2021 - File No. 201232

Thank you for your message. I've added your letter to the public file for this hearing, and by copy of this message, it is sent to the Board of Supervisors for their consideration.

John Carroll  
Assistant Clerk  
Board of Supervisors  
San Francisco City Hall, Room 244  
San Francisco, CA 94102  
(415) 554-4445

(VIRTUAL APPOINTMENTS) To schedule a virtual meeting with me (on Microsoft Teams), please ask and I can answer your questions in real time.

Due to the current COVID-19 health emergency and the Shelter in Place Order, the Office of the Clerk of the Board is working remotely while providing complete access to the legislative process and our services.

[Click here to complete a Board of Supervisors Customer Service Satisfaction form.](#)

The Legislative Research Center provides 24-hour access to Board of Supervisors legislation and archived matters since August 1998.

Disclosures: Personal information that is provided in communications to the Board of Supervisors is subject to disclosure under the California Public Records Act and the San Francisco Sunshine Ordinance. Personal information provided will not be redacted. Members of the public are not required to provide personal identifying information when they communicate with the Board of Supervisors and its committees. All written or oral communications that members of the public submit to the Clerk's Office regarding pending legislation or hearings will be made available to all members of the public for inspection and copying. The Clerk's Office does not redact any information from these submissions. This means that personal information—including names, phone numbers, addresses and similar information that a member of the public elects to submit to the Board and its committees—may appear on the Board of Supervisors website or in other public documents that members of the public may inspect or copy.

-----Original Message-----

From: Harry Breaux <[hbreaux94114@yahoo.com](mailto:hbreaux94114@yahoo.com)>  
Sent: Wednesday, February 10, 2021 12:47 PM  
To: Carroll, John (BOS) <[john.carroll@sfgov.org](mailto:john.carroll@sfgov.org)>  
Subject: Harm reduction hearing 2/11/2021

This message is from outside the City email system. Do not open links or attachments from untrusted sources.

Dear Mr. Carroll and Members of the Board of Supervisors,

It is my belief that harm reduction programs are definitely needed and worth their funding.

As a former practicing addict, 75 years of age and a long term survivor of AIDS (HIV+ 1980, AIDS 1995), it was the work of harm reduction programs that allowed me the breathing space to adjust my life back to a more normal level after being devastated by my addictive behaviors.

Having qualified, compassionate and concerned individuals staffing the programs impressed on me the necessity to seek help in overcoming my skewed view of living within my addictions.

Please register my support to the Board of Supervisors, to continue and enhance these programs that will save many persons from the endgame in store for them if help is not offered and taken advantage of.

In these times of incredible upheaval to our society, let's continue to support the compassionate efforts of San Francisco to set the standard others can emulate as to how to address the vulnerable in our society. They need our help now more than ever before as Covid and the opioid crises intersect and condemn the less fortunate to a hell they can't control without our help.

Thank you,  
Harry Breaux  
1623 Hayes Street  
(415) 819-7550

**From:** [Board of Supervisors, \(BOS\)](#)  
**To:** [BOS-Supervisors](#)  
**Cc:** [Calvillo, Angela \(BOS\)](#); [Somera, Alisa \(BOS\)](#); [Ng, Wilson \(BOS\)](#)  
**Subject:** FW: Public Comment, Findings of the San Francisco Recovery Summit Working Group (Stefani). - File No. 201232 - PSNS Meeting February 11, 2021  
**Date:** Thursday, February 11, 2021 8:59:00 AM  
**Attachments:** [image001.png](#)  
[KMadison-PubCom-SFBoS-Abstinence-Feb-11-2021.pdf](#)

---

**From:** Carroll, John (BOS) <[john.carroll@sfgov.org](mailto:john.carroll@sfgov.org)>  
**Sent:** Thursday, February 11, 2021 8:38 AM  
**To:** Kaysha Madison <[kmadison@sfaf.org](mailto:kmadison@sfaf.org)>  
**Cc:** Ande Stone <[astone@sfaf.org](mailto:astone@sfaf.org)>; Board of Supervisors, (BOS) <[board.of.supervisors@sfgov.org](mailto:board.of.supervisors@sfgov.org)>  
**Subject:** RE: Public Comment, Findings of the San Francisco Recovery Summit Working Group (Stefani). - File No. 201232 - PSNS Meeting February 11, 2021

Sending again to assure distribution of your attachment.

Best to you,

John Carroll

---

**From:** Carroll, John (BOS)  
**Sent:** Thursday, February 11, 2021 8:30 AM  
**To:** Kaysha Madison <[kmadison@sfaf.org](mailto:kmadison@sfaf.org)>  
**Cc:** Ande Stone <[astone@sfaf.org](mailto:astone@sfaf.org)>; Board of Supervisors, (BOS) <[board.of.supervisors@sfgov.org](mailto:board.of.supervisors@sfgov.org)>  
**Subject:** RE: Public Comment, Findings of the San Francisco Recovery Summit Working Group (Stefani). - File No. 201232 - PSNS Meeting February 11, 2021

Thank you for your message. I've added your letter to the public file for this hearing, and by copy of this message, it is sent to the Board of Supervisors for their consideration.

**John Carroll**  
**Assistant Clerk**

Board of Supervisors  
San Francisco City Hall, Room 244  
San Francisco, CA 94102  
(415) 554-4445

**(VIRTUAL APPOINTMENTS)** To schedule a virtual meeting with me (on Microsoft Teams), please ask and I can answer your questions in real time.

*Due to the current COVID-19 health emergency and the Shelter in Place Order, the Office of the Clerk of the Board is working remotely while providing complete access to the legislative process and our services.*



Click [here](#) to complete a Board of Supervisors Customer Service Satisfaction form.

The [Legislative Research Center](#) provides 24-hour access to Board of Supervisors legislation and archived matters

since August 1998.

**Disclosures:** *Personal information that is provided in communications to the Board of Supervisors is subject to disclosure under the California Public Records Act and the San Francisco Sunshine Ordinance. Personal information provided will not be redacted. Members of the public are not required to provide personal identifying information when they communicate with the Board of Supervisors and its committees. All written or oral communications that members of the public submit to the Clerk's Office regarding pending legislation or hearings will be made available to all members of the public for inspection and copying. The Clerk's Office does not redact any information from these submissions. This means that personal information—including names, phone numbers, addresses and similar information that a member of the public elects to submit to the Board and its committees—may appear on the Board of Supervisors website or in other public documents that members of the public may inspect or copy.*

---

**From:** Kaysha Madison <[kmadison@sfaf.org](mailto:kmadison@sfaf.org)>

**Sent:** Wednesday, February 10, 2021 11:52 PM

**To:** Carroll, John (BOS) <[john.carroll@sfgov.org](mailto:john.carroll@sfgov.org)>

**Cc:** Ande Stone <[astone@sfaf.org](mailto:astone@sfaf.org)>

**Subject:** Public Comment, Findings of the San Francisco Recovery Summit Working Group (Stefani).

This message is from outside the City email system. Do not open links or attachments from untrusted sources.

This message was sent securely using Zix®

Hello John,

My name is Kaysha Madison, and I am submitting my Written Public Comment for tomorrow's Board of Supervisors Hearing.

Thank you,

Kaysha Madison

This message was secured by Zix®.

My name is Kaysha Madison and I am an advocate of Harm Reduction services that support peoples who use drugs in San Francisco and the rest of the world. Harm reduction is a practice that reduces harms individuals face in their situations (whatever that may be). It acknowledges and allows the individuals in communities to be the experts in their own lives and empowers them to make positive changes that align with their own perceptions, values and goals. It has been said that, “Not only does harm reduction meet people where they are at, it also doesn’t leave them there” (Laura Guzman).

Through a wide array of harm reduction services, PWID are able to access STI, HIV and HCV testing, reduce their risk of HIV and HCV contraction through obtaining and using sterile injection supplies, have access to HCV medication storage and treatment, overdose prevention strategies such as naran and naloxone training and administration, obtain information about treatment and have a tremendous amount of support from Harm Reductionists and organizations (like San Francisco AIDS Foundation and many others). Undeniably, Harm Reduction services are valuable assets to various individuals and communities and should continue to thrive and gain support.

Abstinence and Harm Reduction are not opposites. Both approaches aim to reach a common goal; help individuals minimize harms/dangers/consequences experienced when engaging in drug use. All people should have access to the resources they need, therefore, Abstinence and Harm Reduction programs should coexist to serve individuals together. Thank you.



**From:** [Board of Supervisors, \(BOS\)](#)  
**To:** [BOS-Supervisors](#)  
**Cc:** [Calvillo, Angela \(BOS\)](#); [Somera, Alisa \(BOS\)](#); [Ng, Wilson \(BOS\)](#)  
**Subject:** FW: Public Comment - File No. 201232 - PSNS February 11, 2021  
**Date:** Wednesday, February 17, 2021 9:18:00 AM  
**Attachments:** [WhatsApp Audio 2021-02-11 at 3.05.26 PM.mp4](#)  
[image001.png](#)

---

**From:** Carroll, John (BOS) <[john.carroll@sfgov.org](mailto:john.carroll@sfgov.org)>  
**Sent:** Thursday, February 11, 2021 4:07 PM  
**To:** Nikos Pecoraro <[npecoraroother@gmail.com](mailto:npecoraroother@gmail.com)>  
**Cc:** Ande Stone <[astone@sfa.gov](mailto:astone@sfa.gov)>; Board of Supervisors, (BOS) <[board.of.supervisors@sfgov.org](mailto:board.of.supervisors@sfgov.org)>  
**Subject:** FW: Public Comment - File No. 201232 - PSNS February 11, 2021

Thank you for your message. I've added your letter to the public file for this hearing, and by copy of this message, it is sent to the Board of Supervisors for their consideration.

**John Carroll**  
**Assistant Clerk**

Board of Supervisors  
San Francisco City Hall, Room 244  
San Francisco, CA 94102  
(415) 554-4445

**(VIRTUAL APPOINTMENTS)** To schedule a virtual meeting with me (on Microsoft Teams), please ask and I can answer your questions in real time.

*Due to the current COVID-19 health emergency and the Shelter in Place Order, the Office of the Clerk of the Board is working remotely while providing complete access to the legislative process and our services.*



Click [here](#) to complete a Board of Supervisors Customer Service Satisfaction form.

The [Legislative Research Center](#) provides 24-hour access to Board of Supervisors legislation and archived matters since August 1998.

**Disclosures:** *Personal information that is provided in communications to the Board of Supervisors is subject to disclosure under the California Public Records Act and the San Francisco Sunshine Ordinance. Personal information provided will not be redacted. Members of the public are not required to provide personal identifying information when they communicate with the Board of Supervisors and its committees. All written or oral communications that members of the public submit to the Clerk's Office regarding pending legislation or hearings will be made available to all members of the public for inspection and copying. The Clerk's Office does not redact any information from these submissions. This means that personal information—including names, phone numbers, addresses and similar information that a member of the public elects to submit to the Board and its committees—may appear on the Board of Supervisors website or in other public documents that members of the public may inspect or copy.*

---

**From:** Nikos Pecoraro <[npecoraroother@gmail.com](mailto:npecoraroother@gmail.com)>

**Sent:** Thursday, February 11, 2021 3:08 PM  
**To:** Carroll, John (BOS) <[john.carroll@sfgov.org](mailto:john.carroll@sfgov.org)>  
**Cc:** [astone@sfaf.org](mailto:astone@sfaf.org)  
**Subject:** Public Comment

This message is from outside the City email system. Do not open links or attachments from untrusted sources.

Dear Members of the Public Safety Committee,

My name is Nikos Pecoraro, I work in San Francisco as the director of Young People in Recovery's SF chapter, but I'm calling in (now writing in since I wasn't able to stay past noon!) with the HIV Advocacy Network. I'm addressing agenda item #1: Findings of the San Francisco Recovery Summit Working Group. I'm writing because harm reduction is not just a catchy, progressive term to plaster on social media or a buzz-wordy marketing ploy to get funding. Harm reduction saves lives. How do I know? Because it saved mine.

I've been a person in recovery for around 6 years now, spanning New York City, Hawaii, and now the Bay, but for nearly five of those years, I had never met a program that really felt right to me, that felt honest and multi-layered and complex-- just like us, people experiencing substance use disorder. SF's the Stonewall Project was the first time the conversation around drug use and harm reduction really felt like it included me, and wasn't something being barked at me or a societal expectation-- condemnation--rooted in judgment and stigma. I finally had the opportunity to explore my drug use; why was I doing it? What did it give me--and what did it take away? Harm reduction has given me the tools I need to create my own recovery pathway, something the National Institute on Drug Abuse says is essential to effective care:

"No single treatment is appropriate for all individuals. Matching treatment settings, interventions, and services to each individual's particular problems and needs is critical to his or her ultimate success in returning to productive functioning in society."

**Harm reduction includes abstinence; Harm reduction isn't just a stepping stone on a continuum of care to sobriety, it's an essential tool-- and for some, a healthy endpoint--on their own recovery journey.**

Thank you for your time.

Best,  
Nikos Pecoraro

PS. I've also attached an audio recording of my public comment in case that's useful as well.

**From:** [Board of Supervisors, \(BOS\)](#)  
**To:** [BOS-Supervisors](#)  
**Cc:** [Calvillo, Angela \(BOS\)](#); [Somera, Alisa \(BOS\)](#); [Ng, Wilson \(BOS\)](#)  
**Subject:** FW: Public Comment - File No. 201232 - PSNS Committee February 11, 2021  
**Date:** Wednesday, February 17, 2021 9:35:00 AM  
**Attachments:** [image001.png](#)

---

**From:** Carroll, John (BOS) <[john.carroll@sfgov.org](mailto:john.carroll@sfgov.org)>  
**Sent:** Thursday, February 11, 2021 4:05 PM  
**To:** Paul Aguilar <[sfpaulie@gmail.com](mailto:sfpaulie@gmail.com)>  
**Cc:** Board of Supervisors, (BOS) <[board.of.supervisors@sfgov.org](mailto:board.of.supervisors@sfgov.org)>  
**Subject:** FW: Public Comment - File No. 201232 - PSNS Committee February 11, 2021

Thank you for your message. I've added your letter to the public file for this hearing, and by copy of this message, it is sent to the Board of Supervisors for their consideration.

**John Carroll**  
**Assistant Clerk**

Board of Supervisors  
San Francisco City Hall, Room 244  
San Francisco, CA 94102  
(415) 554-4445

**(VIRTUAL APPOINTMENTS)** To schedule a virtual meeting with me (on Microsoft Teams), please ask and I can answer your questions in real time.

*Due to the current COVID-19 health emergency and the Shelter in Place Order, the Office of the Clerk of the Board is working remotely while providing complete access to the legislative process and our services.*



Click [here](#) to complete a Board of Supervisors Customer Service Satisfaction form.

The [Legislative Research Center](#) provides 24-hour access to Board of Supervisors legislation and archived matters since August 1998.

**Disclosures:** *Personal information that is provided in communications to the Board of Supervisors is subject to disclosure under the California Public Records Act and the San Francisco Sunshine Ordinance. Personal information provided will not be redacted. Members of the public are not required to provide personal identifying information when they communicate with the Board of Supervisors and its committees. All written or oral communications that members of the public submit to the Clerk's Office regarding pending legislation or hearings will be made available to all members of the public for inspection and copying. The Clerk's Office does not redact any information from these submissions. This means that personal information—including names, phone numbers, addresses and similar information that a member of the public elects to submit to the Board and its committees—may appear on the Board of Supervisors website or in other public documents that members of the public may inspect or copy.*

---

**From:** Paul Aguilar <[sfpaulie@gmail.com](mailto:sfpaulie@gmail.com)>  
**Sent:** Thursday, February 11, 2021 2:51 PM

**To:** Carroll, John (BOS) <[john.carroll@sfgov.org](mailto:john.carroll@sfgov.org)>

**Subject:** Public Comment

This message is from outside the City email system. Do not open links or attachments from untrusted sources.

Following is my public comment for Agenda item 1 on the BOS Public Safety & Neighborhood Services Committee meeting dated February 11 2021.

Dear Committee Members,

My name is Paul Aguilar. I'm a 57 year old fourth generation native San Franciscan. On January 27th this year I celebrated 28 years sober but my journey started long before that. In fact, I celebrated my 21st birthday in an in-house 12 step meeting in a 30 day treatment program.

I managed to put together 18 months sobriety then relapsed after a major life change took place. It would be another eight years before I landed a spot in Baker Places Acceptance Place (AP), a 90 day residential treatment program SPECIFICALLY for gay men (at the time).

There was a three month waiting list and, in order to be admitted, I had to demonstrate my desire to become sober. That meant not only regular attendance at 12 step meetings (as a source of support NOT treatment) but also participation in one of the many outpatient treatment programs available in San Francisco at that time. Program like 18th Street Services, Operation Concern and New Leaf Services.

After I successfully graduated AP, I spent two years in Baker Places Supportive Housing which provided me the structure necessary to build upon the basic skills I learned in AP and eventually led to my celebrating my 28th year of uninterrupted sobriety.

That lead to me being hired for the team that was tasked with implementing the Substance Abuse Crime Prevention Act (Prop 36) of 2000. Along with Bruce Occeña, program director and our civilian counterpart, Phil Castiglione, director of the Treatment Access Program, San Francisco developed as barrier-free a portal to substance abuse treatment as had ever been developed previously. Skeptics raised eyebrows when San Francisco became the ONLY county in the state of California to implement this program through its Department of Public Health. But the statistics after the first two quarters showed a success rate that out performed every other country in the state. We had more people involved along the spectrum of recovery than all the others.

We designed a system that took into consideration the unfortunate reality that relapse is a part of addiction and many times cannot be by avoided. Someone referred too Prop. 36 had to make a conscious and concerted effort to NOT get some sort of

access to treatment.

And, that treatment came in the form of a wide range of modalities. Because, just as different bodies react differently to different substances, the same can be said for treatment strategies.

There was no a time when San Francisco was considered the leader when it came to connecting people to treatment options. Heck, we even had a dedicated space, centrally located, that provided 12 step support meetings almost 24 hours a day.

Long term abstinence is generally considered the goal when one seeks treatment for substance use disorder. But that doesn't mean one is necessarily ready to actually stop their drug use at the moment they are offered access. I can assure you that, during those eight years between my first treatment program and my last (hopefully), every encounter I had with a harm reduction program lead me to the point where I was ready to commit.

In those days there weren't programs like "Prop" or incentive based programs. One can only wonder how much impact those would have had on me attaining long-term sobriety earlier if I had had access to those programs as well.

In closing, I urge this committee to continue to keep the dialogue open, to educate itself on all aspects of substance use disorders and current, proven, research based best practices in offer to help as many citizens of San Francisco that we can who b suffer at the hands of this insidious and cunning disease. Hopefully, by doing so, we can return to the city it's reputation for being on the cutting edge .

Respectfully,

Paul A. Aguilar  
11 Sherwood Court  
San Francisco, CA 94127  
[sfpaulie@gmail.com](mailto:sfpaulie@gmail.com)  
(415) 577-7755

"Nihil de nobis sine nobis"  
"Amor Vincit Omnia"  
"Res ipsa loquitor"

Nothing about us without us  
Love Conquers All  
The thing speaks for itself

Paul A. Aguilar - He/Him/His  
415.577.7755 - mobile

=====

Read "Get Rid of the Term AIDS (How My Entire Life Suddenly Became Parenthetical)" <https://aumag.org/2020/03/17/get-rid-of-the-term-aids/>

Read "The Test" <https://aumag.org/2019/08/06/the-test-nonfiction-by-paul-a-aguilar/>

Read "Never Forget Your First" <https://aumag.org/2019/01/10/never-forget-your-first-nonfiction-by-paul-a-aguilar/>

**From:** [Board of Supervisors, \(BOS\)](#)  
**To:** [BOS-Supervisors](#)  
**Cc:** [Calvillo, Angela \(BOS\)](#); [Somera, Alisa \(BOS\)](#); [Ng, Wilson \(BOS\)](#)  
**Subject:** FW: Board of Supervisor Hearing > Public Comment - File No. 201232 - PSNS Committee February 11, 2021  
**Date:** Wednesday, February 17, 2021 10:01:00 AM  
**Attachments:** [image001.png](#)  
[MD Public testimony HR.docx](#)  
[image002.png](#)

---

**From:** Carroll, John (BOS) <[john.carroll@sfgov.org](mailto:john.carroll@sfgov.org)>  
**Sent:** Thursday, February 11, 2021 4:04 PM  
**To:** DPH-mdiscepola <[mdiscepola@sfaf.org](mailto:mdiscepola@sfaf.org)>  
**Cc:** Laura Thomas <[lthomas@sfaf.org](mailto:lthomas@sfaf.org)>; Ande Stone <[astone@sfaf.org](mailto:astone@sfaf.org)>; Board of Supervisors, (BOS) <[board.of.supervisors@sfgov.org](mailto:board.of.supervisors@sfgov.org)>  
**Subject:** FW: Board of Supervisor Hearing > Public Comment - File No. 201232 - PSNS Committee February 11, 2021

Thank you for your message. I've added your letter to the public file for this hearing, and by copy of this message, it is sent to the Board of Supervisors for their consideration.

**John Carroll**  
**Assistant Clerk**

Board of Supervisors  
San Francisco City Hall, Room 244  
San Francisco, CA 94102  
(415) 554-4445

**(VIRTUAL APPOINTMENTS)** To schedule a virtual meeting with me (on Microsoft Teams), please ask and I can answer your questions in real time.

*Due to the current COVID-19 health emergency and the Shelter in Place Order, the Office of the Clerk of the Board is working remotely while providing complete access to the legislative process and our services.*



Click [here](#) to complete a Board of Supervisors Customer Service Satisfaction form.

The [Legislative Research Center](#) provides 24-hour access to Board of Supervisors legislation and archived matters since August 1998.

**Disclosures:** *Personal information that is provided in communications to the Board of Supervisors is subject to disclosure under the California Public Records Act and the San Francisco Sunshine Ordinance. Personal information provided will not be redacted. Members of the public are not required to provide personal identifying information when they communicate with the Board of Supervisors and its committees. All written or oral communications that members of the public submit to the Clerk's Office regarding pending legislation or hearings will be made available to all members of the public for inspection and copying. The Clerk's Office does not redact any information from these submissions. This means that personal information—including names, phone numbers, addresses and similar information that a member of the public elects to submit to the Board and its committees—may appear on the Board of Supervisors website or in other public documents that members of the public may inspect or copy.*

---

**From:** Mike Discepola <[mdiscepola@sfaf.org](mailto:mdiscepola@sfaf.org)>  
**Sent:** Thursday, February 11, 2021 1:03 PM  
**To:** Carroll, John (BOS) <[john.carroll@sfgov.org](mailto:john.carroll@sfgov.org)>; Ande Stone <[astone@sfaf.org](mailto:astone@sfaf.org)>  
**Cc:** Laura Thomas <[lthomas@sfaf.org](mailto:lthomas@sfaf.org)>  
**Subject:** Board of Supervisor Hearing > Public Comment

This message is from outside the City email system. Do not open links or attachments from untrusted sources.

This message was sent securely using Zix®

Public comment attached.

Public Safety and Neighborhood Services Committee City and County of San Francisco Meeting  
Agenda City Hall 1 Dr. Carlton B. Goodlett Place San Francisco, CA 94102-4689 Members: Gordon  
Mar, Catherine Stefani, Matt Haney Clerk: John Carroll (415) 554-4445

Thursday, February 11, 2021 10:00 AM WATCH SF Cable Channel 26, 78 or 99 (depending on provider) WATCH <https://avanan.url-protection.com/v1/url?o=www.sfgovtv.org&g=ZjQzMDQ0MmI4ZTg4NTA3Ng==&h=NmI5NzgxOGQ0MTkyODc4OWJmZmY5ZDQ3MzI4MDI0ZTMzMmUwMzMhYTBlNjcZDEyMDA1YjUxOTdkMmVlZWZkYg==&p=YXAzOnNmZHQyOmF2YW5hbGpvZmZpY2UzNjVfZW1haWxzX2VtYWlsOjVhMGlzMmZmMDEwMTFhNjUwMGZiMjQ3NDViYmI1NDc4OnYx> PUBLIC COMMENT CALL-IN 1 (415) 655-0001 / Meeting ID: 187 781 9333 Regular Meeting

**Mike Discepola, MA**  
**Vice President of Behavioral & Substance Use Health**  
**Pronouns: he/him + they/them**

San Francisco AIDS Foundation  
1035 Market Street, Suite 400  
San Francisco, CA 94103  
T 415-487-3102

If you are experiencing a psychiatric or medical emergency, please call 911 or go to the Emergency Department at the hospital nearest to you. You can access text-based crisis support by texting HOME to 741741. Please note that text support is not provided by Stonewall Project.

PLEASE NOTE: As a result of the current PHE, I will be working remotely, potentially until the spring or summer of 2021. At this time, The Stonewall Project is able to offer individual & group counseling sessions using telephone and video meetings. Please check [sfaf.org/calendar](https://sfaf.org/calendar) for information or call the Stonewall main line at 415-487-3100. For more information about other essential health services including Syringe Access and Disposal Services (SAS) and other programs operating at San Francisco



AIDS Foundation locations during this time please visit [sfaf.org/covid19](https://sfaf.org/covid19).

**Confidentiality Notice:**

This e-mail message (and any documents attached to it), is for the intended recipient (s) only.

If you receive this e-mail in error, notify the sender and destroy the e-mail immediately.

This e-mail may contain information that is confidential and privileged under state and federal privacy laws.

You, the recipient, are obligated to maintain the information in a safe, secure and confidential manner.

Any unauthorized review, use, disclosure, distribution or the taking of any action in reliance on this information is strictly prohibited under U.S. law.

If you are not the intended recipient, please contact me immediately by email and destroy any and all copies of the message.

Thank you.



This message was secured by [Zix](#)®.

My name is Michael Discepola. I work at the San Francisco AIDS Foundation as the Vice President of Behavioral & Substance Use Health – which has various outpatient drug and alcohol treatment arms; contingency management arms; low threshold services; overdose prevention coaching; harm reduction focused support education overdose prevention; syringe access services and linkage to care and social services. Our services also include linkage into HIV Care, PREP treatment, HCV & STI testing and treatment, etc.

As a professional working in the system of care for decades, I support substance use treatment, outreach, education and engagement programs that center their work within the philosophy of harm reduction (HR).

I want to thank everyone who has testified with passion for their contributions. Furthermore, I want to largely agree with the speakers – while clarify their confusion about what Harm Reduction is?

SFAF as a city needs more inpatient and outpatient substance use treatment service options and pretreatment services options available to assist our citizen, family members and lovers who may struggle with substance use issues – including Safer Injection Facilities and low threshold services like contingency management.

What does this mean? What is Harm Reduction?

It means that services (those services rooted in the HR philosophy) do not judge or refuse to serve those substance users – including those who are not interested, ready or able, or who do not want full abstinence as a treatment goal from getting access to help.

In other words: we need programs that accept everyone – including those who are still using. Including those who want and are successful with abstinence.

Harm Reduction focused programs – accept all drug users into care.

Please understand: Harm Reduction as a philosophy of care in substance use – always includes abstinence options. If you do not understand this fact, you do not understand harm reduction as a philosophy. Harm reduction focused programs also accept substance users into care who wish to stop using one or more substances while continuing to use others (and in a way that works for them).

Programs and services that use the philosophy of harm reduction work for everyone – including for those who want abstinence. They also work for those who many not want full abstinence or who may not be ready for full abstinence.

We as a system (and as a city) can simply not support or fund programs who refuse funding because they would rather dismiss participants who may slip or use while in treatment then serve them.

We are in the midst of an overdose crisis. Program who refuse those who struggle or slip – cannot be allowed to put our citizens at risk.

If you do not think Harm Reduction as a philosophy works; I can tell you as a person who has had challenges with substance use that you are wrong.

The harm reduction philosophy, including the radical acceptance at the core of the model saved my life and has saved the lives of dozens of people I love.

Aa provider, I can share hundreds of success stories – and data - that prove our services, meaning services that center harm reduction, are effective in assisting those who struggle improve their lives and conditions.

Thank you,

Michael Discepola

VP Behavioral and Substance Use Health ‘

SF AIDS Foundation

[mdiscepola@sfaf.org](mailto:mdiscepola@sfaf.org)

**From:** [Board of Supervisors, \(BOS\)](#)  
**To:** [BOS-Supervisors](#)  
**Cc:** [Calvillo, Angela \(BOS\)](#); [Somera, Alisa \(BOS\)](#); [Ng, Wilson \(BOS\)](#)  
**Subject:** FW: Public Comment: Hearing - Findings of the San Francisco Recovery Summit Working (Stefani) - File No. 201232 - PSNS Committee February 11, 2021  
**Date:** Wednesday, February 17, 2021 11:20:00 AM  
**Attachments:** [image001.png](#)

---

**From:** Carroll, John (BOS) <[john.carroll@sfgov.org](mailto:john.carroll@sfgov.org)>  
**Sent:** Thursday, February 11, 2021 4:02 PM  
**To:** Andrew Reynolds <[areynolds@sfaf.org](mailto:areynolds@sfaf.org)>  
**Cc:** Ande Stone <[astone@sfaf.org](mailto:astone@sfaf.org)>; Board of Supervisors, (BOS) <[board.of.supervisors@sfgov.org](mailto:board.of.supervisors@sfgov.org)>  
**Subject:** FW: Public Comment: Hearing - Findings of the San Francisco Recovery Summit Working (Stefani) - File No. 201232 - PSNS Committee February 11, 2021

Thank you for your message. I've added your letter to the public file for this hearing, and by copy of this message, it is sent to the Board of Supervisors for their consideration.

**John Carroll**  
**Assistant Clerk**

Board of Supervisors  
San Francisco City Hall, Room 244  
San Francisco, CA 94102  
(415) 554-4445

**(VIRTUAL APPOINTMENTS)** To schedule a virtual meeting with me (on Microsoft Teams), please ask and I can answer your questions in real time.

*Due to the current COVID-19 health emergency and the Shelter in Place Order, the Office of the Clerk of the Board is working remotely while providing complete access to the legislative process and our services.*



Click [here](#) to complete a Board of Supervisors Customer Service Satisfaction form.

The [Legislative Research Center](#) provides 24-hour access to Board of Supervisors legislation and archived matters since August 1998.

**Disclosures:** *Personal information that is provided in communications to the Board of Supervisors is subject to disclosure under the California Public Records Act and the San Francisco Sunshine Ordinance. Personal information provided will not be redacted. Members of the public are not required to provide personal identifying information when they communicate with the Board of Supervisors and its committees. All written or oral communications that members of the public submit to the Clerk's Office regarding pending legislation or hearings will be made available to all members of the public for inspection and copying. The Clerk's Office does not redact any information from these submissions. This means that personal information—including names, phone numbers, addresses and similar information that a member of the public elects to submit to the Board and its committees—may appear on the Board of Supervisors website or in other public documents that members of the public may inspect or copy.*

---

**From:** Andrew Reynolds <[areynolds@sfaf.org](mailto:areynolds@sfaf.org)>

**Sent:** Thursday, February 11, 2021 12:45 PM

**To:** Carroll, John (BOS) <[john.carroll@sfgov.org](mailto:john.carroll@sfgov.org)>

**Cc:** Ande Stone <[astone@sfaf.org](mailto:astone@sfaf.org)>

**Subject:** Public Comment: Hearing - Findings of the San Francisco Recovery Summit Working (Stefani)

This message is from outside the City email system. Do not open links or attachments from untrusted sources.

This message was sent securely using Zix®

Good morning. My name is Andrew Reynolds, and I am the Hepatitis C Wellness Manager at the San Francisco AIDS Foundation.

Thank you for taking the time to hold this hearing and to take my public comment.

I am a harm reductionist to my core. And yet, I also support abstinence. This may seem contradictory on its surface, but it's important to state that harm reduction embraces abstinence. It also embraces syringe exchange. And medication-assisted treatment. And overdose prevention sites. As a harm reductionist, I embrace all of these and more, but I follow the wants and needs of the people I work with, guiding them to stay healthy and safe, and helping them move in the direction they want their lives to go. I've helped people stay HIV and HCV free while injecting drugs for years, and I've helped people enter into abstinence-based treatment.

A review of two of the principles of harm reduction are important for our purposes today:

“(HR) Understands drug use as a complex, multi-faceted phenomenon that encompasses a continuum of behaviors from severe use to total abstinence, and acknowledges that some ways of using drugs are clearly safer than others.”

“(HR) Calls for the non-judgmental, non-coercive provision of services and resources to people who use drugs and the communities in which they live in order to assist them in reducing attendant harm.”

These principles serve as the foundation of drug treatment and infectious disease prevention in San Francisco. Since September 5, 2000, the San Francisco Health Commission unanimously passed a **resolution** adopting a Harm Reduction Policy for Substance use, STD and HIV treatment and prevention services, and/or programs that serve drug users and abusers in their programs.

As we discuss exploring or expanding abstinence-based programming, it must not come at the expense of harm reduction programming. It must exist within a continuum of services and not be coercive. Working together, proponents of abstinence and proponents of various harm reduction services can create a landscape of services to meet the needs of all people who use drugs and make

San Francisco a healthier city.

Thank you.

Andrew Reynolds

Pronouns: He/Him/His

San Francisco AIDS Foundation

Hepatitis C Wellness Manager

Office: 415-487-8093

Got questions about hepatitis C?

Call *Help-4-HEP*: 1-877-HELP-4-HEP (1-877-435-7443)

**CONFIDENTIALITY NOTICE:** This email message (and any documents attached to it), is for the sole use of the intended recipient(s) and may contain information that is confidential and privileged under state and federal privacy laws. You, the recipient, are obligated to maintain the information in a safe, secure and confidential manner. Any unauthorized review, use, disclosure, distribution or the taking of any action in reliance on this information is strictly prohibited under U.S. law. If you are not the intended recipient, please contact me immediately by email at [areynolds@sfaf.org](mailto:areynolds@sfaf.org) or by telephone at 628-219-3535 and destroy all copies of the message

This message was secured by [Zix](#)®.

**From:** [Board of Supervisors, \(BOS\)](#)  
**To:** [BOS-Supervisors](#)  
**Cc:** [Calvillo, Angela \(BOS\)](#); [Somera, Alisa \(BOS\)](#); [Ng, Wilson \(BOS\)](#)  
**Subject:** FW: PUBLIC COMMENT HEARING 02/11/2021 - File No. 201232 - PSNS Committee February 11, 2021  
**Date:** Wednesday, February 17, 2021 2:21:00 PM  
**Attachments:** [image001.png](#)

---

**From:** Carroll, John (BOS) <[john.carroll@sfgov.org](mailto:john.carroll@sfgov.org)>  
**Sent:** Thursday, February 11, 2021 4:00 PM  
**To:** Taylor Picard <[tpicard@sfaf.org](mailto:tpicard@sfaf.org)>  
**Cc:** Ande Stone <[astone@sfaf.org](mailto:astone@sfaf.org)>; Laura Thomas <[lthomas@sfaf.org](mailto:lthomas@sfaf.org)>; Board of Supervisors, (BOS) <[board.of.supervisors@sfgov.org](mailto:board.of.supervisors@sfgov.org)>  
**Subject:** FW: PUBLIC COMMENT HEARING 02/11/2021 - File No. 201232 - PSNS Committee February 11, 2021

Thank you for your message. I've added your letter to the public file for this hearing, and by copy of this message, it is sent to the Board of Supervisors for their consideration.

**John Carroll**  
**Assistant Clerk**

Board of Supervisors  
San Francisco City Hall, Room 244  
San Francisco, CA 94102  
(415) 554-4445

**(VIRTUAL APPOINTMENTS)** To schedule a virtual meeting with me (on Microsoft Teams), please ask and I can answer your questions in real time.

*Due to the current COVID-19 health emergency and the Shelter in Place Order, the Office of the Clerk of the Board is working remotely while providing complete access to the legislative process and our services.*



Click [here](#) to complete a Board of Supervisors Customer Service Satisfaction form.

The [Legislative Research Center](#) provides 24-hour access to Board of Supervisors legislation and archived matters since August 1998.

**Disclosures:** *Personal information that is provided in communications to the Board of Supervisors is subject to disclosure under the California Public Records Act and the San Francisco Sunshine Ordinance. Personal information provided will not be redacted. Members of the public are not required to provide personal identifying information when they communicate with the Board of Supervisors and its committees. All written or oral communications that members of the public submit to the Clerk's Office regarding pending legislation or hearings will be made available to all members of the public for inspection and copying. The Clerk's Office does not redact any information from these submissions. This means that personal information—including names, phone numbers, addresses and similar information that a member of the public elects to submit to the Board and its committees—may appear on the Board of Supervisors website or in other public documents that members of the public may inspect or copy.*

**From:** Taylor Picard <[tpicard@sfaf.org](mailto:tpicard@sfaf.org)>  
**Sent:** Thursday, February 11, 2021 11:13 AM  
**To:** Carroll, John (BOS) <[john.carroll@sfgov.org](mailto:john.carroll@sfgov.org)>  
**Cc:** Ande Stone <[astone@sfaf.org](mailto:astone@sfaf.org)>; Laura Thomas <[lthomas@sfaf.org](mailto:lthomas@sfaf.org)>  
**Subject:** PUBLIC COMMENT HEARING 02/11/2021

This message is from outside the City email system. Do not open links or attachments from untrusted sources.

This message was sent securely using Zix®

## PUBLIC COMMENT HEARING 02/11/2021:

Hello, my name is Taylor-Rose Picard, and I am a Front line provider serving as a Health Educator at the San Francisco AIDS Foundation Harm Reduction Center.

Julie Mixon mentioned that there are open beds for recovering treatment programs, but those beds are not getting filled at the rate that they could. The question that was posed was, how do we increase awareness in available drug treatment programs in San Francisco? How do we get treatment options in front of people who use drugs?

And the answer is we start by meeting them where they are at.

Harm reduction programs are a way for people who are still using drugs to learn about and get connected to treatment programs. Through accessing these services, people who use drugs are not just given access to life-saving supplies that will help them stay alive while they are using, but also puts other places they can go in front of them as options, which they may have not considered before. Often, we find people who access harm reduction programs that are not utilizing any other services at the time, meaning harm reduction might be the only program they are comfortable forming a relationship with where they are at. Forming a relationship with a program that doesn't stigmatize, judge, demonize, or try to coerce, builds people's trust with other programs, especially those that they learn about within those relationships.

Another question that was asked was how do we inspire people to change?  
What inspires people to change?

Time and time again, we are shown that what inspires people to make changes in their life, is when they feel autonomy in making the choice to change. Harm reduction programs make this happen by meeting people where they are at while presenting them with opportunities and providing support for accessing those opportunities if and



when they decide to take a step towards them.

Thank you.

In Solidarity,  
Taylor-Rose Picard  
(415) 370-0609

This message was secured by [Zix](#)®.

**From:** [Board of Supervisors, \(BOS\)](#)  
**To:** [BOS-Supervisors](#)  
**Cc:** [Calvillo, Angela \(BOS\)](#); [Somera, Alisa \(BOS\)](#); [Ng, Wilson \(BOS\)](#)  
**Subject:** FW: In Support of Harm Reduction Programs - File No. 201232 - PSNS Committee February 11, 2021  
**Date:** Wednesday, February 17, 2021 4:04:00 PM  
**Attachments:** [image001.png](#)

---

**From:** Carroll, John (BOS) <[john.carroll@sfgov.org](mailto:john.carroll@sfgov.org)>  
**Sent:** Thursday, February 11, 2021 3:59 PM  
**To:** Doug Russell <[drussell@sfaf.org](mailto:drussell@sfaf.org)>; Ande Stone <[astone@sfaf.org](mailto:astone@sfaf.org)>  
**Cc:** Board of Supervisors, (BOS) <[board.of.supervisors@sfgov.org](mailto:board.of.supervisors@sfgov.org)>  
**Subject:** FW: In Support of Harm Reduction Programs - File No. 201232 - PSNS Committee February 11, 2021

Thank you for your message. I've added your letter to the public file for this hearing, and by copy of this message, it is sent to the Board of Supervisors for their consideration.

**John Carroll**  
**Assistant Clerk**

Board of Supervisors  
San Francisco City Hall, Room 244  
San Francisco, CA 94102  
(415) 554-4445

**(VIRTUAL APPOINTMENTS)** To schedule a virtual meeting with me (on Microsoft Teams), please ask and I can answer your questions in real time.

*Due to the current COVID-19 health emergency and the Shelter in Place Order, the Office of the Clerk of the Board is working remotely while providing complete access to the legislative process and our services.*



Click [here](#) to complete a Board of Supervisors Customer Service Satisfaction form.

The [Legislative Research Center](#) provides 24-hour access to Board of Supervisors legislation and archived matters since August 1998.

**Disclosures:** *Personal information that is provided in communications to the Board of Supervisors is subject to disclosure under the California Public Records Act and the San Francisco Sunshine Ordinance. Personal information provided will not be redacted. Members of the public are not required to provide personal identifying information when they communicate with the Board of Supervisors and its committees. All written or oral communications that members of the public submit to the Clerk's Office regarding pending legislation or hearings will be made available to all members of the public for inspection and copying. The Clerk's Office does not redact any information from these submissions. This means that personal information—including names, phone numbers, addresses and similar information that a member of the public elects to submit to the Board and its committees—may appear on the Board of Supervisors website or in other public documents that members of the public may inspect or copy.*

---

**From:** Doug Russell <[drussell@sfaf.org](mailto:drussell@sfaf.org)>

**Sent:** Thursday, February 11, 2021 8:58 AM  
**To:** Carroll, John (BOS) <[john.carroll@sfgov.org](mailto:john.carroll@sfgov.org)>  
**Cc:** Ande Stone <[astone@sfaf.org](mailto:astone@sfaf.org)>  
**Subject:** In Support of Harm Reduction Programs

This message is from outside the City email system. Do not open links or attachments from untrusted sources.

This message was sent securely using Zix®

To Whom It May Concern,

I am writing to you today in support of Harm Reduction Programs for people in Recovery. I am a Harm Reduction counselor at the Stonewall Project and a Health educator for the Syringe Access Services, and as a former member of 12-step recovery programs, I recognize how important Harm Reduction has been to my overall recovery program, and to the recovery programs of the clients I serve.

12-step Recovery has offered many people a place to seek peer support and make changes in their lives, but the recidivism found in 12-step recovery can be focused on its “all or nothing” approach with sobriety. It seeks to plant an idea that one is an “addict” for life, rather than a person who might be going through a period of chaos centered around their use of a substance. In short, having a problematic relationship with one substance does not correlate to problematic use of ALL substances, and this extreme form of sobriety tends to turn people away from 12-step recovery. In short, people feel hypocritical if they remain in 12-step when they feel that their use of other substances can be handled appropriately.

Harm Reduction examines the choices and problem-solving skills that people have and helps them learn to make lasting decisions that are informed and considered. It also realizes that people are always going to be true to themselves and what they want to do. It prioritizes the safety of the individual and helps them consider multiple sides to their decisions. This non-shaming approach actually fosters better decision making and long-lasting changes in how a person sees themselves.

For that reason, please support Harm Reduction Programs! The success found around Recovery programs in Portugal and Canada have been largely to the philosophies of Harm Reduction, and the development of similar programs in San Francisco will mark a turning point in the Recovery of its members.

Sincerely,  
Douglas Russell, RADT-1

This message was secured by [Zix](#) .

**From:** [Board of Supervisors, \(BOS\)](#)  
**To:** [BOS-Supervisors](#)  
**Cc:** [Calvillo, Angela \(BOS\)](#); [Somera, Alisa \(BOS\)](#); [Ng, Wilson \(BOS\)](#)  
**Subject:** FW: Elsbernd as a Supervisor defending the Sunshine Ordinance  
**Date:** Friday, February 5, 2021 9:39:00 AM  
**Attachments:** [Elsbernd as a Supervisor defending the Sunshine Ordinance.msg](#)

---

-----Original Message-----

From: Anonymous <arecordsrequestor@protonmail.com>  
Sent: Friday, February 5, 2021 9:13 AM  
To: Elsbernd, Sean (MYR) <sean.elsbernd@sfgov.org>  
Cc: Board of Supervisors, (BOS) <board.of.supervisors@sfgov.org>  
Subject: Elsbernd as a Supervisor defending the Sunshine Ordinance

This message is from outside the City email system. Do not open links or attachments from untrusted sources.

**From:** [Anonymous](#)  
**To:** [Elsbernd, Sean \(MYR\)](#)  
**Cc:** [Board of Supervisors, \(BOS\)](#)  
**Subject:** Elsbernd as a Supervisor defending the Sunshine Ordinance  
**Date:** Friday, February 5, 2021 9:13:13 AM  
**Attachments:** [signature.asc](#)

---

This is you Mr. Elsbernd as a Supervisor much earlier in your career...

<https://www.youtube.com/watch?v=sGyFqK1hB6E>

You defended electronic metadata and in fact the full Sunshine Ordinance exactly as written.

What happens to a public official to go from that to destroying public records?

**NOTE:** 1. If you are a public official: I intend that these communications all be disclosable public records, and I will not hold in confidence any of your messages, notwithstanding any notices to the contrary. 2. Nothing herein is legal, IT, or professional advice of any kind. The author disclaims all warranties, express or implied, including but not limited to all warranties of merchantability or fitness. 3. In no event shall the author be liable for any special, direct, indirect, consequential, or any other damages whatsoever. 4. The digital signature (signature.asc attachment), if any, in this email is not an indication of a binding agreement or offer; it merely authenticates the sender.

Sincerely,

Anonymous

**From:** [Board of Supervisors, \(BOS\)](#)  
**To:** [BOS-Supervisors](#)  
**Cc:** [Calvillo, Angela \(BOS\)](#); [Somera, Alisa \(BOS\)](#); [Ng, Wilson \(BOS\)](#)  
**Subject:** FW: SFPD metadata compliance - File 19098  
**Date:** Tuesday, February 9, 2021 8:24:00 AM  
**Attachments:** [signature.asc](#)

---

**From:** Anonymous <[arecordsrequestor@protonmail.com](mailto:arecordsrequestor@protonmail.com)>

**Sent:** Monday, February 8, 2021 7:28 PM

**To:** Andraychak, Michael (POL) <[michael.andraychak@sfgov.org](mailto:michael.andraychak@sfgov.org)>

**Cc:** Cox, Andrew (POL) <[r.andrew.cox@sfgov.org](mailto:r.andrew.cox@sfgov.org)>; SOTF, (BOS) <[sotf@sfgov.org](mailto:sotf@sfgov.org)>; Scott, William (POL) <[william.scott@sfgov.org](mailto:william.scott@sfgov.org)>; CABRERA, ALICIA (CAT) <[Alicia.Cabrera@sfcityatty.org](mailto:Alicia.Cabrera@sfcityatty.org)>; Fountain, Christine (POL) <[christine.fountain@sfgov.org](mailto:christine.fountain@sfgov.org)>; Lila LaHood <[lilalahood.sotf@gmail.com](mailto:lilalahood.sotf@gmail.com)>; Board of Supervisors, (BOS) <[board.of.supervisors@sfgov.org](mailto:board.of.supervisors@sfgov.org)>

**Subject:** Re: SFPD metadata compliance - File 19098

How's this going for the email metadata? We've gotten full records from CAO and Mayor and DPW at this point, and I understand DT demoed the system again to various departments last week (not sure if that includes you).

Also - what happened to the Text messages To/From part of the order? that shouldn't require DT.

**NOTE:** 1. If you are a public official: I intend that these communications all be disclosable public records, and I will not hold in confidence any of your messages, notwithstanding any notices to the contrary. 2. Nothing herein is legal, IT, or professional advice of any kind. The author disclaims all warranties, express or implied, including but not limited to all warranties of merchantability or fitness. 3. In no event shall the author be liable for any special, direct, indirect, consequential, or any other damages whatsoever. 4. The digital signature (signature.asc attachment), if any, in this email is not an indication of a binding agreement or offer; it merely authenticates the sender.

Sincerely,

Anonymous

----- Original Message -----

On Tuesday, January 26th, 2021 at 1:55 PM, Anonymous <[arecordsrequestor@protonmail.com](mailto:arecordsrequestor@protonmail.com)> wrote:

Great - please get back to me as soon as you have an answer.

**NOTE:** 1. If you are a public official: I intend that these communications all be disclosable public records, and I will not hold in confidence any of your messages, notwithstanding any notices to the contrary. 2. Nothing herein is legal, IT, or professional advice of any kind. The author disclaims all warranties, express or implied, including but not limited to all warranties of merchantability or fitness. 3. In no event shall the author be liable for any special, direct, indirect, consequential, or any other

damages whatsoever. 4. The digital signature (signature.asc attachment), if any, in this email is not an indication of a binding agreement or offer; it merely authenticates the sender.

Sincerely,

Anonymous

----- Original Message -----

On Tuesday, January 26th, 2021 at 1:52 PM, Andraychak, Michael (POL)

<[michael.andraychak@sfgov.org](mailto:michael.andraychak@sfgov.org)> wrote:

Hello,

The Legal Division is consulting Department leadership regarding this matter.

Also, the SFPD IT Unit is consulting with City DTIS regarding their pilot program to see what it entails and how SFPD might implement it.

Thank you for patience.

Michael Andraychak #457  
Sergeant of Police  
Public Information Officer  
Media Relations Unit  
San Francisco Police Department  
1245 - 3rd Street, 6th Floor  
San Francisco, CA 94158  
(415) 837-7395  
Regular Days Off: Sat & Sun  
<http://www.sanfranciscopolice.org/>

This email and any files transmitted with it are confidential and intended solely for the use of the individual or entity to whom they are addressed. Please notify the sender immediately by e-mail if you have received this e-mail by mistake and delete this e-mail from your system. If you are not the intended recipient you are notified that disclosing, copying, distributing or taking any action in reliance on the contents of this information is strictly prohibited.

---



**From:** Anonymous <[arecordsrequestor@protonmail.com](mailto:arecordsrequestor@protonmail.com)>  
**Sent:** Monday, January 25, 2021 5:50 PM  
**To:** Andraychak, Michael (POL) <[michael.andraychak@sfgov.org](mailto:michael.andraychak@sfgov.org)>; Cox, Andrew (POL) <[r.andrew.cox@sfgov.org](mailto:r.andrew.cox@sfgov.org)>  
**Cc:** SOTF, (BOS) <[sotf@sfgov.org](mailto:sotf@sfgov.org)>; Scott, William (POL) <[william.scott@sfgov.org](mailto:william.scott@sfgov.org)>; CABRERA, ALICIA (CAT) <[Alicia.Cabrera@sfcityatty.org](mailto:Alicia.Cabrera@sfcityatty.org)>; Fountain, Christine (POL) <[christine.fountain@sfgov.org](mailto:christine.fountain@sfgov.org)>; Lila LaHood <[lilalahood.sotf@gmail.com](mailto:lilalahood.sotf@gmail.com)>; Board of Supervisors, (BOS) <[board.of.supervisors@sfgov.org](mailto:board.of.supervisors@sfgov.org)>  
**Subject:** Re: SFPD metadata compliance - File 19098

This message is from outside the City email system. Do not open links or attachments from untrusted sources.

**From:** [Board of Supervisors, \(BOS\)](#)  
**To:** [BOS-Supervisors](#)  
**Cc:** [Calvillo, Angela \(BOS\)](#); [Somera, Alisa \(BOS\)](#); [Ng, Wilson \(BOS\)](#)  
**Subject:** FW: PUC Harlan Kelly Jr. Text Messages Petition  
**Date:** Tuesday, February 9, 2021 8:25:00 AM  
**Attachments:** [Re PUC Harlan Kelly Jr. Text Messages Petition.msg](#)

---

-----Original Message-----

From: sfrecordsresearch@pm.me <sfrecordsresearch@pm.me>

Sent: Monday, February 8, 2021 7:15 PM

To: RUSSI, BRAD (CAT) <Brad.Russi@sfcityatty.org>; Records, Supervisor (CAT) <Supervisor.records@sfcityatty.org>; CHIN, HOLLY (CAT) <Holly.Chin@sfcityatty.org>; Board of Supervisors, (BOS) <board.of.supervisors@sfgov.org>; COTE, JOHN (CAT) <John.Cote@sfcityatty.org>; FEITELBERG, BRITTANY (CAT) <Brittany.Feitelberg@sfcityatty.org>; Ethics Commission, (ETH) <ethics.commission@sfgov.org>; SOTF, (BOS) <sotf@sfgov.org>  
Subject: Re: PUC Harlan Kelly Jr. Text Messages Petition

This message is from outside the City email system. Do not open links or attachments from untrusted sources.

From: [sfrecordsresearch@pm.me](mailto:sfrecordsresearch@pm.me)  
To: [RUSSI, BRAD \(CAT\)](#); [Records\\_Supervisor \(CAT\)](#); [CHIN, HOLLY \(CAT\)](#); [Board of Supervisors, \(BOS\)](#); [COTE, JOHN \(CAT\)](#); [FEITELBERG, BRITTANY \(CAT\)](#); [Ethics Commission, \(ETH\)](#); [SOTE, \(BOS\)](#)  
Subject: Re: PUC Harlan Kelly Jr. Text Messages Petition  
Date: Monday, February 8, 2021 7:15:19 PM  
Attachments: [signature.asc](#)

---

**Weekly reminder: City Attorney Dennis Herrera, as the City's Supervisor of Records, refuses to rule up or down (since July 9, 2020) on whether or not PUC ex-GM Harlan Kelly, Jr's texts with criminal Walter Wong -- related to payments, travel, insurance and more -- are public.**

These are texts in the possession of PUC, previously produced to me, read by me, and then retracted by PUC.

Herrera has a legal responsibility to make a ruling under SF Admin Code 67.21(d) within 10 days of July 9, 2020. If he thinks these should be secret, he only needs to rule against the public, and put an end to this.

----- Original Message -----

On Thursday, January 28th, 2021 at 3:58 PM, [sfrecordsresearch@pm.me](mailto:sfrecordsresearch@pm.me) <[sfrecordsresearch@pm.me](mailto:sfrecordsresearch@pm.me)> wrote:

**Weekly reminder: City Attorney Dennis Herrera, as the City's Supervisor of Records, refuses to rule up or down (since July 9, 2020) on whether or not PUC ex-GM Harlan Kelly, Jr's texts with criminal Walter Wong -- related to payments, travel, insurance and more -- are public.**

These are records PUC already disclosed to me, that I have read, and that were then retracted by PUC. PUC has a copy of the original texts produced from before Kelly resigned. That original file has hash SHA256 8254cbe0fcbdd6a8a2548d3464171ccab0d386439c888959707db07fbd5f54453.

Herrera has a legal responsibility to make a ruling under SF Admin Code 67.21(d) within 10 days of July 9, 2020.

If he thinks these should be secret, he only needs to rule against the public, and put an end to this.

Are you writing a hundred-page legal treatise on why the public should not be allowed to know what its officials and corrupt outsiders do together?

When will you rule Mr. Herrera? This isn't going away just because you ignore me. What are you helping to hide?

To the folks BCC-ed, here's the story:

- In early 2020 I requested the text messages between Harlan Kelly Jr. and Walter Wong under the CPRA and Sunshine Ordinance.
- In the summer, PUC produced nearly all of the messages between Kelly and Wong to me, with some of them under a highlighter that I could read.
- I noticed that one of the messages they produced to me had some sort of lock box code number, and I, being a stand up guy, informed PUC.
- PUC retracted not just that message but *all* the messages, and then re-released the messages with the most interesting ones now redacted. (But I still know what's in those messages - they cannot erase my brain.)
- Under SF Admin Code 67.21(d), I petitioned the City Attorney Dennis Herrera - as Supervisor of Records - to determine that the now-redacted records were public and order PUC to disclose them. This was in July 2020.
- In November, Kelly was arrested - his charging documents specifically discuss alleged attempted circumvention of the PRA/Sunshine Ordinance. Kelly resigned.
- Mr. Herrera has never responded to the petition with an up or down ruling. He has however responded to many *other* 67.21(d) petitions in the interim. So why won't he respond to this one?

----- Original Message -----

On Thursday, January 14th, 2021 at 2:52 PM, [sfrecordsresearch@pm.me](mailto:sfrecordsresearch@pm.me) <[sfrecordsresearch@pm.me](mailto:sfrecordsresearch@pm.me)> wrote:

Weekly reminder: Herrera refuses to rule up or down (since July 9, 2020) on whether or not PUC ex-GM Harlan Kelly, Jr's texts with criminal Walter Wong -- related to payments, travel, insurance and more -- are public.

These are records PUC disclosed to me, that I have read, and that were then retracted by PUC.

Herrera has a legal responsibility to make a ruling under SF Admin Code 67.21(d) within 10 days. If he thinks these should be secret, he only needs to rule against the public, and put an end to this.

When will you rule Mr. Herrera?

----- Original Message -----

On Thursday, January 7th, 2021 at 1:26 PM, [sfrecordsresearch@pm.me](mailto:sfrecordsresearch@pm.me) <[sfrecordsresearch@pm.me](mailto:sfrecordsresearch@pm.me)> wrote:

Supervisor of Records Dennis Herrera:  
*BCC journalists.*

Your staff informed me the Sup of Records would respond to my other Dec 10, 2020 petition under 67.21(d) by Jan 15, 2021.

**The below 67.21(d) petition regarding texts between Harlan Kelly and Walter Wong has been outstanding since July 9, 2020.** It is almost certainly the most important of my petitions outstanding considering the allegedly criminal behavior of a senior City official evidenced in the records withheld.

Is there any date you expect this petition to be replied to?

**Mr. Press Secretary Cote:**

Is Herrera's plan to refuse to respond to the petition until the story is long forgotten and covered up?  
Any comment?

--Anonymous

----- Original Message -----

On Wednesday, December 30th, 2020 at 4:04 PM, sfrecordsresearch@pm.me  
<sfrecordsresearch@pm.me> wrote:

Ms. Chin-

You informed me Sup of Records would respond to my other Dec 10, 2020 petition under 67.21(d) by Jan 15, 2021.

Please note that the below 67.21(d) petition has been outstanding since July 9, 2020. Is there any date you expect this petition to be replied to?

--Anonymous

On Wed, Dec 30, 2020 at 1:23 AM, sfrecordsresearch@pm.me  
<[sfrecordsresearch@pm.me](mailto:sfrecordsresearch@pm.me)> wrote:

Dennis Herrera,

Today is day 174 of you refusing to respond to the Kelly-Wong text message petition under SF Admin Code 67.21(d), and thus also day 174 of you helping PUC and Harlan Kelly, Jr. to hide these records of communications between Kelly and a City contractor who has pled guilty to crimes related to City corruption.

As City Attorney, you have a legal duty to protect public access to information.

Why do you refuse to respond to my July 9, 2020 Supervisor of Records petition for the Kelly-Wong text messages?

What happened to the supposed unparalleled independence of your Office that Mr. Cote touts to the press?

PUC possesses the unredacted original whether or not Kelly is a city employee - all you have to do is order one or more parts of it disclosed.

Sincerely,  
Anonymous

On Tue, Dec 1, 2020 at 2:24 PM, sfrecordsresearch@pm.me  
<[sfrecordsresearch@pm.me](mailto:sfrecordsresearch@pm.me)> wrote:

Dennis Herrera,

Set aside your opinion of me and my other petitions - this is a case where your office must agree that the public interest is served by immediately reviewing my attached Supervisor of Records petition and ordering the disclosure of these records. **This is of the highest urgency and it is your duty to issue a written determination against PUC and order disclosure.**

You claim to have unparalleled independence. Do not let PUC hide communications of allegedly corrupt behavior. The criminal complaint by the United States against Mr. Kelly references topics *related to various messages partially withheld by the PUC from me re: travel, insurance payments, and more that were, at first, disclosed.* If nothing else, your office must review the unredacted versions of those text messages. I have no idea whether Mr. Kelly is guilty or not of any crime, but the public deserves to

know the exact conduct that took place between Kelly and Wong.

At first PUC gave me nearly all of the text messages between Wong and Kelly, when I voluntarily informed that they had left readable someone's lockbox code, they then requested I delete the entire PDF, including many other messages not related to such sensitive private info. Note that the public hyperlinks to this PDF were published by PUC online.

While I did delete my own copy of the specific PDF, voluntarily, and without conceding any legal authority of the PUC to command me to do anything at all, the government cannot essentially erase my brain.

I informed PUC:

*You appear to have partially obscured some of the text messages between Harlan Kelly Jr. and Walter Wong, but the text of some of those records is still visible in "Walter redacted final.pdf". It's unclear why these communications - regarding meetings, contracting, and travel between the two persons, have been partially obscured - they are neither completely redacted nor plainly visible as they have black rectangles on top of them, but they remain part of the record.*

*Therefore, below are new Immediate Disclosure Requests (SF Admin Code 67.25(a)) directed to SFPUC and Harlan Kelly Jr. Your response is required by July 8, 2020. Rolling records responses are requested (SFAC 67.25(d)) if you are unable to immediately produce records. Exact copies of every responsive record are requested (Gov Code 6253(b)) - do not: provide mere URLs, print and scan electronic records, convert native files to PDFs, or provide black and white versions of any color images. Provide only copies of records not requiring fees and in-person inspection of all other records (GC 6253).*

*1. All calendar entries of any kind, with all details, invitee lists, attachments, and metadata, for Harlan Kelly Jr. for any meetings or travel with Walter Wong (including but not limited to [jaidin@pacbell.net](mailto:jaidin@pacbell.net), [jdngrp@pacbell.net](mailto:jdngrp@pacbell.net), or any email address ending with jaidin.net ) (you must search personal accounts pursuant to City of San Jose v Superior Court (2017)); see also SOTF 19047 Anonymous v. Breed*

*2. All payments made by Harlan Kelly Jr. to Walter Wong/Jaidin Consulting Group/Jaidin Associates/affiliated companies (you must search personal accounts pursuant to City of San Jose v Superior Court (2017))*

*3. All payments made by Walter Wong/Jaidin Consulting Group/Jaidin Associates/affiliated companies to Harlan Kelly Jr. (you must search personal accounts pursuant to City of San Jose v Superior Court (2017))*

*4. All contracts between Walter Wong/Jaidin Consulting Group/Jaidin Associates/affiliated companies and Harlan Kelly Jr. (you must search personal accounts pursuant to City of San Jose v Superior Court (2017))*

----- Original Message -----

On Tuesday, December 1st, 2020 at 1:00 PM,  
sfrecordsresearch@pm.me <sfrecordsresearch@pm.me> wrote:

Wow! I should pay more attention to the news...

Many of the messages unlawfully withheld, and asked to be deleted by me, by PUC in this case are **directly** related to the allegations made by the federal government in United States v. Kelly, <https://www.justice.gov/usao-ndca/press-release/file/1341026/download> ; <https://www.justice.gov/usao-ndca/pr/general-manager-san-francisco-public-utilities-commission-charged-honest-services-wire>

Both the Supervisor of Records and SOTF must order their immediate disclosure.

----- Original Message -----

On Thursday, July 9th, 2020 at 12:11 PM,  
sfrecordsresearch@pm.me  
<sfrecordsresearch@pm.me> wrote:

Supervisor of Records Herrera,

Attached is an SFAC 67.21(d) petition against Harlan Kelly, Jr. and PUC regarding, *inter alia*, text messages between Kelly and Walter Wong.

Thanks!

----- Original Message -----

On Thursday, July 9, 2020 4:42 AM,  
sfrecordsresearch@pm.me  
<sfrecordsresearch@pm.me> wrote:

**PUC** - Without waiving any rights or conceding that you have the right to demand that I do so, I have voluntarily deleted my own copy of the file `Walter redacted final.pdf` having SHA256 checksum 8254cbe0fcdb6a8a2548d3464171ccab0d386439c888959707db07fbd5f54453  
- I am also filing an SOTF/Ethics/Supervisor of Records complaint against Mr. Kelly and PUC for disclosure of some or all of these messages.

**SOTF:**

Please file attached complaint, and provide formal notice: Anonymous (94992-15550486@requests.muckrock.com) v. Harlan Kelly, Jr and Public Utilities Commission - your webform will be filled out.

Allegations: SFAC 67.21(b), 67.26, 67.27, 67.29-7(a); Gov Code 6253(b; c; d(3))

----- Original Message -----

On Wednesday, July 8, 2020 7:03 PM,  
sfrecordsresearch@pm.me  
<sfrecordsresearch@pm.me> wrote:

I'm unsure why  
you are claiming

attorney client  
privilege in this  
email. You are  
not my attorney  
nor am I your's;  
perhaps you bcc-  
ed Herrera's  
office or  
something.

Regardless, I'm  
not MuckRock,  
I'm just one of  
their many users.

Please contact  
MuckRock  
Foundation  
directly if you  
need to give their  
entity some sort  
of specific  
demand. I've let  
them know to  
expect your  
request. The  
request to  
reference is  
<https://www.muckrock.com/foi/san-francisco-141/inter-agency-text-messages-immediate-disclosure-request-sf-puc-94992/#comm-911729>

Info@muckrock.com  
is their support  
email but I cannot  
represent that it is  
the proper avenue  
for such a  
request.

Again, \*please\*  
do inform  
whoever that  
lockbox code is  
about that you  
released it  
accidentally -  
even if  
MuckRock agrees  
now to take any  
copies down that  
it has (if any),  
your sharefile  
link was in fact  
accessible in the  
past, publicly.

Also don't forget  
that there are still  
outstanding  
records requests  
to you on the  
original  
[requests.muckrock.com](https://www.muckrock.com/foi/san-francisco-141/inter-agency-text-messages-immediate-disclosure-request-sf-puc-94992/#comm-911729)  
thread.

----- Original

Message -----  
On Jul 8, 2020,  
5:12 PM, Public  
Records <  
PublicRecords@sfgov.org>  
wrote:

Dear  
MuckRock,

Thank  
you  
for  
bringing  
to  
our  
attention  
an  
inadvertent  
error  
in the  
redactions  
we  
performed  
for  
the  
text  
messages  
we  
provided  
you  
on  
July  
6,  
2020  
labeled  
Bates  
numbers  
PUC  
000175  
through  
PUC  
000219.  
As  
explained  
in  
our  
July  
3rd  
email  
to  
you,  
we  
redacted  
from  
these  
records  
messages  
containing  
personal  
and  
private  
information  
that  
did  
not  
constitute  
a  
“public  
record.”



Although  
the  
legal  
basis  
for  
these  
redactions  
was  
proper,  
we  
now  
realize  
that  
the  
technical  
method  
we  
used  
to  
black  
out  
the  
private  
material  
did  
not  
in  
fact  
protect  
the  
private  
information  
from  
disclosure.  
That  
was  
not  
our  
intent  
and  
was  
an  
inadvertent  
error.  
The  
material  
we  
intended  
to  
redact  
contains  
sensitive  
personal  
information  
that  
is  
protected  
from  
disclosure  
by  
Cal.  
Constitution  
Art.  
I,  
Sec.  
I and  
Section  
6254(c)  
of  
the  
Public  
Records  
Act.

In  
such  
cases  
of  
accidental,  
inadvertent  
disclosure  
of  
private  
or  
confidential  
information  
in  
response  
to a  
Public  
Records  
Act  
request,  
the  
documents  
must  
be  
returned  
and  
copies  
destroyed  
if the  
City  
notifies  
those  
who  
have  
received  
an  
inadvertently  
disclosed  
record.  
(See  
*Ardon*  
v.  
*City*  
*of*  
*Los*  
*Angeles*  
(2016)  
62  
Cal.4th  
1176).  
The  
SFPUC  
hereby  
requests  
that  
MuckRock  
immediately  
destroy  
all  
copies  
of  
Bates  
numbers  
PUC  
000175  
through  
PUC  
000219  
in its  
possession  
and  
remove  
them  
from

all  
publicly  
accessible  
locations,  
including  
the  
MuckRock.com  
website.

Please  
note  
that  
the  
version  
of  
this  
text  
exchange  
that  
we  
shared  
with  
you  
on  
July  
6,  
2020  
has  
been  
removed  
from  
the  
Sharefile  
weblink  
and  
that  
we  
will  
be  
providing  
you  
with  
a  
new  
redacted  
version  
of  
this  
text  
exchange,  
which  
should  
be  
available  
at the  
following  
link  
by  
the  
end  
of  
today:  
<https://sfpuc.sharefile.com/d-sabd81b687ef4187b>.

Please  
respond  
on or

before  
Thursday  
July  
9 at 5  
pm  
confirming  
that  
you  
have  
destroyed  
and/or  
removed  
these  
records.  
Thank  
you  
for  
your  
anticipated  
cooperation.

SFPUC  
Public  
Records

**From:**  
[sfrecordsresearch@pm.me](mailto:sfrecordsresearch@pm.me)  
<[sfrecordsresearch@pm.me](mailto:sfrecordsresearch@pm.me)>

**Sent:**  
Tuesday,  
July  
7,  
2020  
12:37  
AM  
**To:**  
Public  
Records  
<[PublicRecords@sfgov.org](mailto:PublicRecords@sfgov.org)>

**Subject:**  
Released  
info -  
please  
check!

|                                                                                                                                                                  |
|------------------------------------------------------------------------------------------------------------------------------------------------------------------|
| <p><b>CAUTION:</b><br/>This email<br/>originated<br/>from<br/><b>outside</b> of<br/>the<br/>organization.<br/>Do not click<br/>links or open<br/>attachments</p> |
|------------------------------------------------------------------------------------------------------------------------------------------------------------------|

unless you  
recognize  
the sender  
and know  
the content  
is safe.

Hi  
PUC,

You  
released  
to my  
MuckRock  
request 94992  
a file  
called  
"Walter  
redacted  
final.pdf"  
at <https://sfpuc.sharefile.com/d-sfaf513caac747dcb>

In that  
file  
you  
had  
some  
partially  
obscured  
texts  
(i.e.  
the  
text  
messages  
are  
still  
visible  
but  
just  
have  
extra  
black  
rectangles  
on  
them).  
One of  
them  
says:

"1/19/17,  
11:14  
AM

The  
door  
at  
garage  
is lock  
can  
enter  
in  
house  
, when  
you  
open  
let us  
know  
we

can  
check  
repair

There  
is a  
key in  
the  
lock  
box

The  
code  
is  
XXXX"  
(but  
the  
real  
number  
is the  
document)

Given  
that  
you've  
already  
released  
this  
document  
publicly  
on the  
Internet  
and on  
MuckRock,  
**please**  
**do**  
**make**  
**sure**  
**whoever**  
**this**  
**message**  
**is**  
**about**  
**is**  
**informed**  
**to**  
**ensure**  
**the**  
**lock**  
**box**  
**code**  
**isn't**  
**still**  
**being**  
**used.**

It is  
unclear  
whether  
any  
other  
especially  
sensitive  
information  
was in  
the  
PDF.

(I'm  
contacting  
you  
via  
this

email  
instead  
of  
MuckRock  
regarding  
this  
specific  
issue  
since  
the  
messages  
on  
MuckRock  
are  
public).

Thanks!

**From:** [Board of Supervisors, \(BOS\)](#)  
**To:** [BOS-Supervisors](#)  
**Cc:** [Calvillo, Angela \(BOS\)](#); [Somera, Alisa \(BOS\)](#); [Ng, Wilson \(BOS\)](#)  
**Subject:** FW: Herrera covers up Walter Wong/Harlan Kelly text messages, and as Supervisor of Records, Herrera has Failed His Essential Purpose for Years  
**Date:** Tuesday, February 16, 2021 11:38:00 AM  
**Attachments:** [Herrera covers up Walter Wong/Harlan Kelly text messages and as Supervisor of Records Herrera has Failed His Essential Purpose for Years.msg](#)

---

-----Original Message-----

From: Anonymous <arecordsrequestor@protonmail.com>  
Sent: Tuesday, February 16, 2021 11:15 AM  
To: Records, Supervisor (CAT) <Supervisor.records@sfcityatty.org>; Cityattorney <Cityattorney@sfcityatty.org>; Dennis Herrera (City Attorney, SF) <dennis.herrera@sfgov.org>; FEITELBERG, BRITTANY (CAT) <Brittany.Feitelberg@sfcityatty.org>; dennis.herrera@sfcityatty.org; SOTF, (BOS) <sotf@sfgov.org>  
Cc: RUSSI, BRAD (CAT) <Brad.Russi@sfcityatty.org>; Melgar, Myrna (BOS) <myrna.melgar@sfgov.org>; Walton, Shamann (BOS) <shamann.walton@sfgov.org>; PrestonStaff (BOS) <prestonstaff@sfgov.org>; MandelmanStaff, [BOS] <mandelmanstaff@sfgov.org>; Mar, Gordon (BOS) <gordon.mar@sfgov.org>; Peskin, Aaron (BOS) <aaron.peskin@sfgov.org>; Safai, Ahsha (BOS) <ahsha.safai@sfgov.org>; Stefani, Catherine (BOS) <catherine.stefani@sfgov.org>; Chan, Connie (BOS) <connie.chan@sfgov.org>; Ronen, Hillary <hillary.ronen@sfgov.org>; Haney, Matt (BOS) <matt.haney@sfgov.org>; BOS-Legislative Aides <bos-legislative\_aides@sfgov.org>; Board of Supervisors, (BOS) <board.of.supervisors@sfgov.org>; Ethics Commission, (ETH) <ethics.commission@sfgov.org>; SULLIVAN, CHARLES (CAT) <Charles.Sullivan@sfcityatty.org>; GIVNER, JON (CAT) <Jon.Givner@sfcityatty.org>; cheryl.adams@sfcityatty.org; LECHUGA, DYANA (CAT) <Dyana.Lechuga@sfcityatty.org>; CABRERA, ALICIA (CAT) <Alicia.Cabrera@sfcityatty.org>; PRADHAN, MANU (CAT) <Manu.Pradhan@sfcityatty.org>; GESSNER, FRANCESCA (CAT) <Francesca.Gessner@sfcityatty.org>; MAHONEY, KATHERINE (CAT) <Katherine.Mahoney@sfcityatty.org>; STEWART, KESLIE (CAT) <Keslie.Stewart@sfcityatty.org>; WALSH, MOIRA (CAT) <Moir.Walsh@sfcityatty.org>; LIU, REBECCA (CAT) <Rebecca.Liu@sfcityatty.org>; COTE, JOHN (CAT) <John.Cote@sfcityatty.org>; Carlin, Michael (PUC) <mcarlin@sflower.org>  
Subject: Herrera covers up Walter Wong/Harlan Kelly text messages, and as Supervisor of Records, Herrera has Failed His Essential Purpose for Years

This message is from outside the City email system. Do not open links or attachments from untrusted sources.



| Petition    | Determination | "Petition closed"<br>(without a determination) | Determination Days | Closure Days | Status                        | Reasons                                                            | Citation |
|-------------|---------------|------------------------------------------------|--------------------|--------------|-------------------------------|--------------------------------------------------------------------|----------|
| 2015-Feb-27 |               | 2015-Apr-08                                    |                    | 40           | "No determination needed"     | Records provided                                                   | [4]      |
| 2015-Mar-17 | 2015-May-26   |                                                | 70                 |              | Denied                        | GC 6254(k), 53087.6(e)(2), SF Charter 4.123                        | [4]      |
| 2015-Apr-01 |               | 2015-Apr-17                                    |                    | 16           | "No determination needed"     | Records provided                                                   | [4]      |
| 2015-Apr-07 |               | 2015-Apr-13                                    |                    | 6            | "No determination needed"     | No responsive records                                              | [4]      |
| 2015-May-28 | 2015-Jun-17   |                                                | 20                 |              | Denied                        | GC 6254(a), SFAC 67.24                                             | [4]      |
| 2015-May-29 |               | 2015-May-29                                    |                    | 0            | "No determination needed"     | Outside of scope                                                   | [4]      |
| 2015-Jun-22 | 2015-Jun-30   |                                                | 8                  |              | Denied                        | GC 6254(k), EC 1041, 1040                                          | [4]      |
| 2015-Jul-10 |               | 2015-Jul-14                                    |                    | 4            | "No determination needed"     | No responsive records                                              | [4]      |
| 2015-Jul-21 |               | 2015-Jul-21                                    |                    | 0            | "No determination needed"     | Outside of scope                                                   | [4]      |
| 2015-Nov-19 | 2015-Dec-07   |                                                | 18                 |              | Denied                        | GC 6254(c,f,k)                                                     | [4]      |
| 2015-Dec-30 | 2016-Jan-29   |                                                | 30                 |              | Denied                        | GC 6254(f,k)                                                       | [4]      |
| 2016-Jan-12 |               | 2016-Jan-26                                    |                    | 14           | "No determination needed"     | Dept. produced responsive records                                  | [3]      |
| 2016-Jan-20 |               | 2016-Feb-02                                    |                    | 13           | "No determination needed"     | Dept. agreed to produce records                                    | [3]      |
| 2016-Feb-05 |               | 2016-Feb-18                                    |                    | 13           | "No determination needed"     | Dept. agreed to provide "summary"                                  | [3]      |
| 2016-Feb-08 | 2016-Mar-07   |                                                | 28                 |              | Denied                        | GC 6254(c,k), EC 954, dept. produced other records                 | [3]      |
| 2016-Feb-16 | 2016-Mar-07   |                                                | 20                 |              | Denied                        | GC 6254(c,k), EC 954, 1041, dept. produced other or had no records | [3]      |
| 2016-Feb-19 |               | 2016-Mar-10                                    |                    | 20           | "No determination needed"     | Department "addressed petitioner's concern"                        | [3]      |
| 2016-Mar-17 |               | 2016-Mar-18                                    |                    | 1            | "No determination needed"     | Dept. produced the report                                          | [3]      |
| 2016-Mar-22 |               | 2016-Mar-23                                    |                    | 1            | "Outside the scope of review" | Timeliness outside scope of review                                 | [3]      |
| 2016-May-12 |               | 2016-Jun-30                                    |                    | 49           | "No determination needed"     | Dept. produced responsive records                                  | [3]      |
| 2016-May-23 |               | 2016-Aug-10                                    |                    | 79           | "No determination needed"     | Dept. produced or had no records                                   | [3]      |
| 2016-Jun-01 |               | 2016-Jun-02                                    |                    | 1            | "No determination needed"     | Dept posted the report                                             | [3]      |
| 2016-Jun-06 |               | 2016-Jun-30                                    |                    | 24           | "No determination needed"     | Dept. produced responsive records                                  | [3]      |
| 2016-Jul-07 | 2016-Jul-12   |                                                | 5                  |              | Denied                        | No actual request submitted to dept.                               | [3]      |
| 2016-Aug-12 |               | 2016-Aug-19                                    |                    | 7            | "No determination needed"     | Dept. produced or had no records                                   | [3]      |
| 2016-Sep-06 |               | 2016-Sep-09                                    |                    | 3            | "No determination needed"     | No responsive records                                              | [3]      |
| 2016-Sep-07 | 2016-Oct-31   |                                                | 54                 |              | Denied                        | 6254(c); Constitutional privacy; indiscriminate                    | [3]      |
| 2016-Sep-08 |               | 2016-Sep-21                                    |                    | 13           | "No determination needed"     | Dept. agreed to produce records                                    | [3]      |
| 2016-Nov-21 |               | 2016-Nov-30                                    |                    | 9            | "No determination needed"     | Dept. agreed to produce records                                    | [3]      |
| 2017-Jan-13 | 2017-Feb-22   |                                                | 40                 |              | Denied                        | Privacy                                                            | [1]      |
| 2017-Jan-30 | 2017-Feb-17   |                                                | 18                 |              | Denied                        | GC 6254(f); SFAC 67.24(d)                                          | [1]      |
| 2017-Jan-31 |               | 2017-Feb-01                                    |                    | 1            | "No determination needed"     | Dept. produced responsive records                                  | [1]      |
| 2017-Apr-27 |               | 2017-May-10                                    |                    | 13           | "No determination needed"     | No responsive records                                              | [1]      |

| Petition    | Determination | "Petition closed"<br>(without a determination) | Determination Days | Closure Days | Status                    | Reasons                                                               | Citation |
|-------------|---------------|------------------------------------------------|--------------------|--------------|---------------------------|-----------------------------------------------------------------------|----------|
| 2017-Jun-12 |               | 2017-Jun-20                                    |                    | 8            | "No determination needed" | Dept. produced responsive records                                     | [1]      |
| 2017-Jun-20 |               | 2017-Jun-27                                    |                    | 7            | "No determination needed" | Dept. produced responsive records                                     | [1]      |
| 2017-Jun-24 |               | 2017-Jun-26                                    |                    | 2            | "No determination needed" | Dept. produced responsive records                                     | [1]      |
| 2017-Jun-29 |               | 2017-Jul-06                                    |                    | 7            | "No determination needed" | No jurisdiction                                                       | [1]      |
| 2017-Jul-24 |               | 2017-Aug-07                                    |                    | 14           | "No determination needed" | No jurisdiction                                                       | [1]      |
| 2017-Aug-17 |               | 2017-Sep-22                                    |                    | 36           | "No determination needed" | Dept. produced responsive records                                     | [1]      |
| 2017-Nov-10 |               | 2017-Nov-13                                    |                    | 3            | "No determination needed" | No responsive records                                                 | [1]      |
| 2017-Nov-17 |               | 2017-Nov-17                                    |                    | 0            | "No determination needed" | No responsive records                                                 | [1]      |
| 2017-Dec-05 |               | 2017-Dec-07                                    |                    | 2            | "No determination needed" | No responsive records; No jurisdiction                                | [1]      |
| 2017-Dec-19 |               | 2018-Jan-10                                    |                    | 22           | "No determination needed" | No responsive records; No jurisdiction                                | [1]      |
| 2018-Apr-06 |               | 2018-Apr-17                                    |                    | 11           | "No determination needed" | Dept. produced responsive records                                     | [2]      |
| 2018-Apr-17 | 2018-Jun-12   |                                                | 56                 |              | Denied                    | No responsive records; Dept. produced records; SFAC 67.24(e)(1), etc. | [2]      |
| 2018-Jun-01 |               | 2018-Jun-05                                    |                    | 4            | "No determination needed" | Did not withhold or redact records.                                   | [2]      |
| 2018-Aug-20 |               | 2018-Aug-22                                    |                    | 2            | "No determination needed" | No responsive records                                                 | [2]      |
| 2018-Aug-24 | 2018-Sep-14   |                                                | 21                 |              | Denied                    | No jurisdiction; outside of scope                                     | [2]      |
| 2018-Sep-06 |               | 2018-Oct-01                                    |                    | 25           | "No determination needed" | Dept. produced responsive records                                     | [2]      |
| 2018-Nov-02 | 2018-Dec-03   |                                                | 31                 |              | Denied                    | GC 6254(f)(1), 6254(k)                                                | [2]      |
| 2018-Dec-10 | 2018-Dec-21   |                                                | 11                 |              | Denied                    | SFAC 67.29-5                                                          | [2]      |

**Sources**

[1] - <https://www.sfcityattorney.org/wp-content/uploads/2015/08/18th-Annual-SOR-Report-FINAL.pdf>

[2] - <https://www.sfcityattorney.org/wp-content/uploads/2019/01/19th-Annual-Report-of-SOR-final.pdf>

[3] - <https://www.sfcityattorney.org/wp-content/uploads/2015/08/17thAnnualReport.pdf>

[4] - <https://www.sfcityattorney.org/wp-content/uploads/2015/08/Sixteenth-Annual-Report-of-the-Supervisor-of-Records.pdf>

| Status                        | AVERAGE of Closure Days | AVERAGE of Determination Days | COUNTA of Citation |
|-------------------------------|-------------------------|-------------------------------|--------------------|
| "No determination needed"     | 13.4                    |                               | 35                 |
| "Outside the scope of review" | 1                       |                               | 1                  |
| Denied                        |                         | 28.66666667                   | 15                 |
| Grand Total                   | 13.05555556             | 28.66666667                   | 51                 |

**From:** [Board of Supervisors, \(BOS\)](#)  
**To:** [BOS-Supervisors](#)  
**Cc:** [Calvillo, Angela \(BOS\)](#); [Somera, Alisa \(BOS\)](#); [Ng, Wilson \(BOS\)](#)  
**Subject:** FW: School Reopening  
**Date:** Tuesday, February 9, 2021 4:22:00 PM

---

-----Original Message-----

From: Mira Martin-Parker <tartarthistle@gmail.com>

Sent: Tuesday, February 9, 2021 3:47 PM

To: news@kpoo.com; letters@nytimes.com; editor@richmondsunsetnews.com; kalxentcal@gmail.com; features@sfexaminer.com; thravo@sfchronicle.com; dbulwa@sfchronicle.com; tbyrne@sfchronicle.com; sespinoza@sfchronicle.com; news@sfweekly.com; arts@sfweekly.com; info@48hills.org; upfront@kpfa.org; workweek@kpfa.org; rose@kalw.org; livingroom@kpfa.org; Stuart@brokeassstuart.com; Board of Supervisors, (BOS) <board.of.supervisors@sfgov.org>; Preston, Dean (BOS) <dean.preston@sfgov.org>  
Subject: School Reopening

This message is from outside the City email system. Do not open links or attachments from untrusted sources.

Dear Superintendent Mathews,

I understand opening San Francisco schools under current conditions is not easy, but what I don't understand is why one of the wealthiest cities on the planet, in one of the wealthiest states on the planet, in the wealthiest and most powerful country on the planet, cannot manage to send its children back to school, even part-time, after a full year of forcing them to exist in utter social isolation. What sense does this make from a public health perspective? What genuine authentic health concerns are addressed by this?

None.

Oh, but of course, while we may be the wealthiest at all three levels:

local, state, and national, we are also the most stunningly unequal, both socially and economically. Meanwhile, the children of the moneyed class are very much enjoying in-class learning and have been for a while. Ironically, their children are not forced to spend their days sitting in one-room rental apartments, along with their broke-ass parents, with their eyes glued to a flat screen.

But the very same wealthy individuals making so much money creating disruptive products that make society ever more imbalanced, are simultaneously the same people shoving the flat screen culture, along with its flat screen 1984 politics, and its Amazon slave jobs, down our throats using the Covid crisis as an excuse. Create the problems, provide the solutions. Just listen to the experts, the visionaries, the scientists. A lovely vicious circle for enriching the vampire parasites.

We the People are not blind. We may be politically impotent, but it's obvious what's going on. Anyone can see that our political and institutional leadership class has been captured and compromised by the influence of the local high-tech industry, and for this reason there's absolutely no will to reopen schools. There is way too much money being made, and way too many gifts and powerful positions being handed out, by transforming our educational and social systems into 100% online experiences, with San Francisco as the illustrious model of success.

All Google, Facebook, and Twitter have to do is hand out some free devices to the needy, some nice computerized watches to their representatives and friends within SF Unified, some gift cards no doubt all around, and these folks will make it appear as if it's the union that's the problem, the union is what's keeping the schools closed. Those pesky, spoiled workers.

Let's be honest, we have the money and the expertise to enable our schools to reopen safely. There's just no will among our leadership class to make it happen, because making it not happen is making a certain few people even more obscenely wealthy and powerful than they already were before Covid, and all they have to do to get the whole damn pie is to dribble their little dog treats of patronage downward.

Mira

**From:** [Board of Supervisors, \(BOS\)](#)  
**To:** [BOS-Supervisors](#)  
**Cc:** [Calvillo, Angela \(BOS\)](#); [Somera, Alisa \(BOS\)](#); [Ng, Wilson \(BOS\)](#)  
**Subject:** FW: SFUSD Families Bailout  
**Date:** Tuesday, February 16, 2021 10:57:00 AM

---

-----Original Message-----

From: Kelley Jeanne Trahan <kelleytrahan@gmail.com>  
Sent: Tuesday, February 16, 2021 10:25 AM  
To: Board of Supervisors, (BOS) <board.of.supervisors@sfgov.org>  
Cc: RonenStaff (BOS) <ronenstaff@sfgov.org>  
Subject: SFUSD Families Bailout

This message is from outside the City email system. Do not open links or attachments from untrusted sources.

I would like the SF Board of Supervisors to consider bailing out the parents of SFUSD students who earn less than 150k adjusted gross income and are paying \$25k+ for "part-time pandemic pods" in order to barely maintain their jobs. If the City is considering bailing out landlords and businesses, I think it should consider bailing out families first.

Thank you,  
Kelley Trahan  
Parent of SFUSD student, District 9

**From:** [Board of Supervisors, \(BOS\)](#)  
**To:** [BOS-Supervisors](#)  
**Cc:** [Calvillo, Angela \(BOS\)](#); [Somera, Alisa \(BOS\)](#); [Ng, Wilson \(BOS\)](#)  
**Subject:** FW: Fund students, not failing systems.  
**Date:** Wednesday, February 17, 2021 2:55:00 PM

---

**From:** Eli Harrison <ehco6823@gmail.com>  
**Sent:** Wednesday, February 17, 2021 9:54 AM  
**To:** Board of Supervisors, (BOS) <board.of.supervisors@sfgov.org>; Breed, Mayor London (MYR) <mayorlondonbreed@sfgov.org>  
**Subject:** Fund students, not failing systems.

This message is from outside the City email system. Do not open links or attachments from untrusted sources.

I would like to add my voice to support parents and students who are seeking school choice and ways to fund students instead of systems.

On one hand, I cannot blame teachers' unions. In response to COVID-19, our supposed science has always resembled bureaucratic whimsy, and our plans for reopening schools resemble imprisonment. Teachers' unions have a responsibility to protect teachers from flawed contact tracing and testing protocols, especially if we are requesting people to quarantine in tiny urban apartments.

On the other hand, teachers' unions have made reopening contingent upon unrelated political demands.

Furthermore, our public schools seem to be entangled with the ideological degeneracy of their political leadership at the state and local levels. Over the past year, they have erased Asian, Jewish, and gay people from their definition of diversity; they have declared mathematics to be a subjective art, they have been rendering Spanish completely unpronouncxbx, and they even have declared academic success to be a racial trait in need of correction, as if failure en masse were an appropriate form of equity.

(One teacher has even opined in national media that wearing a warm coat in cold weather makes one a white supremacist.)

In the past, I would have been very concerned about the Constitutionality of diverting public education funds to religious schools; however, the degenerate environment in our public schools seems increasingly ill-suited for any type of education (aside from communist indoctrination), and I feel the urgency justifies a more-conservative viewpoint that we should not discriminate against religious schools in such a dilemma.

Fund students, not failing systems.

Eli Harrison

D4



**From:** [Shad Fenton](#)  
**To:** [Imbert, Elizabeth \(UCSF\)](#); [Safai, Ahsha \(BOS\)](#); [Stefani, Catherine \(BOS\)](#); [Preston, Dean \(BOS\)](#); [Mar, Gordon \(BOS\)](#); [Ronen, Hillary](#); [MandelmanStaff, \[BOS\]](#); [Haney, Matt \(BOS\)](#); [Fewer, Sandra \(BOS\)](#); [Walton, Shamann \(BOS\)](#); [Carroll, John \(BOS\)](#); [Peskin, Aaron \(BOS\)](#); [Graff, Amy](#); [Board of Supervisors \(BOS\)](#); [Breed, Mayor London \(MYR\)](#); [james.queally@latimes.com](#); [Cityattorney](#); [ROTHSCHILD, MATTHEW \(CAT\)](#); [Administrator, City \(ADM\)](#); [Brian Edwards](#); [info@sfcityattorney.org](#)  
**Subject:** Re: URGENT: Civil Rights Violations Bayshore Navigation Center CCSF / Five Keys / Director Tony Chase /DPH  
**Date:** Thursday, February 4, 2021 3:59:48 PM

---

This message is from outside the City email system. Do not open links or attachments from untrusted sources.

Today, I was told by staff member Miguel when I asked if I could have a mask, "what's wrong with the one you have" The mask I was wearing was stretched and of no use to me.

Today is the fourth documented bullying and harassment for no reason by Miguel on myself and three members of this community.

Miguel must be removed from this shelter due to harassment and endangering human rights and safety.

On Sat, Jan 23, 2021 at 8:05 PM Shad Fenton <[shadfenton@gmail.com](mailto:shadfenton@gmail.com)> wrote:

To mention again,

Three mental health needs citizens here were evicted at night without a proper mental health practitioner on duty, they were evicted by a Supervisor of Five Keys who called in SFPD officers, who took them out. Mario, Tucker, Gloria

Each was brought back in the day after I sent an email about each injustice which I believe included the city attorney about the incidents.

I've sent emails with enough alleged crimes and violations against human rights, against Civil Rights to warrant a shutdown while an investigation takes place, but instead, we are all here, still being harassed, still thrown into harm's way with a deadly virus lurking everywhere and more citizens are coming in.

I am following the money that is coming back into governments for reimbursements, for Newsom's Project Room Key where is the money to save human lives during this war? Or is the CCSF and Mayor Breed saving it for any alleged future budget deficits?

Corrupt Government negligence brought me into this center, and it's the reason I am pleading and fighting for all lives.

Spend as much as it takes to save and take care of as many lives as possible. More can always be printed and as we've seen more always comes, because in the end if a government doesn't try then what is a government for? Why do we hire any of you?

On Sat, Jan 23, 2021 at 7:21 PM Shad Fenton <[shadfenton@gmail.com](mailto:shadfenton@gmail.com)> wrote:

UPDATE:

At least 4 new citizens have been moved into the dorm, while civil rights are being investigated, abuse claims are being investigated.

You all here have choices to either stand by and risk others being abused the same way, or make the choice to remove us until a better solution presents itself.

Tony Chase, Five Keys Director actively sought out a meeting between a victim of sexual harassment and his predator.

Mr. Chase denied me my case report, My supposed case worker Charles did the same, Mr. Chase stated he was 'busy' and Charles stated he couldn't just print one. Then Charles said I would need to get a subpoena and a lawyer. Both violated my civil right to get my medical record.

Calvin Curtiss is a victim of sexual harassment and nothing is being done about that. Everyone that resides here full or part time is a victim of fraud of care.

City Attorney, everyone, please help get all of us into a safe and secure environment and away from these bad actors.

On Wed, Jan 20, 2021 at 7:58 PM Shad Fenton <[shadfenton@gmail.com](mailto:shadfenton@gmail.com)> wrote:

Unfortunately, another email coming your way tonight from Bayshore Navigation Center

Gloria, was evicted tonight from the dorm without a case worker, without Director Tony Chase and by the authority of a parolee supervisor. Two SFPD officers were on scene. I arrived a bit late at the exit but caught them as she was exiting. Asked out to Gloria if she was alright, her frightened eyes stared back at me with no words. The officers asked who I was, I stated I'm a civil rights advocate, the male officer stated back she wanted to leave. I overheard it was about her entering back in.

Gloria has been a citizen here since I arrived here. She's quiet, she volunteers to help clean the floors and tables. She is no threat to any one here. I have only seen her have conflicts with staff and those conflicts revolved around minor accommodations.

Harassment and intimidation are the real issues to everyone here. Top all that off with intent to infect and herd immunity and the City of San Francisco and all the players are liable for not doing anything to stop it.

This eviction is endangering her life both physically and mentally. The kid barely speaks to others here. She's shy and there's reasons for that.

Please get everyone out of this shelter and into safety NOW. Today of all days was a gift to a new beginning, and not supposed to be more of the same corrupt harassing bullshit for greed.

On Wed, Jan 13, 2021 at 10:05 PM Shad Fenton <[shadfenton@gmail.com](mailto:shadfenton@gmail.com)> wrote:

UPDATE: Five Keys

Today Nicole who has mental health needs was removed from the dorm. There was an altercation outside with a Five Keys Supervisor / another man, and Charles caseworker standing in the distance. No presence of Director Tony Chase. I went out to see how she was. she was very upset, waiting for transportation. She stated her civil rights were being violated again.

On Tue, Jan 12, 2021 at 11:20 AM Shad Fenton <[shadfenton@gmail.com](mailto:shadfenton@gmail.com)> wrote:

Yesterday, Mr. Chase voiced the following harassing statements to me and in front of at least 5 staff witnesses:

if you want to talk man to man

"We're busy" referring to my request for a copy of my health record. The same record I have requested verbally and backed up in writing for the last three weeks

Constant cold air blows on me and every other citizen and employee here day and night in the dorm room and there has been no heat whatsoever. Not in the dorm, not in the community room, not in the showers or bathrooms. ONLY IN Mr. Chase's offices and in the dining room.

Citizens have been removed and evicted at all hours without due diligence, without proper medically trained staff present, then suddenly returned when I sent emails of concern and liability.

A citizen that experienced sexual harassment here AND outside of the center by an employee has been denied care. Instead, Mr. Chase suggested the three of them to meet and talk about it. The Director of Care at Bayshore suggested to place a victim in front of the man he accused to 'talk it though'

Herd Immunity techniques were, and still are being used here at Bayshore Navigation Center.

ENOUGH IS ENOUGH

Dr. Imbert, ALL, Please help get us all into safety before someone dies from harassment, negligence, eviction, or the CCSF, DPH become more liable for continued human civil rights violations.

On Tue, Jan 12, 2021 at 10:33 AM Shad Fenton <[shadfenton@gmail.com](mailto:shadfenton@gmail.com)> wrote:  
Mayor Breed, Supervisors, Dr. Imbert, All

Media is copied on this email.

Yesterday, Director Tony Chase violated my civil right to copies of my case record at Bayshore by denying me that copy. The same copy I have requested, but been denied now for three weeks.

The CCSF / DPH / Five Keys / Tony Chase / SF Sheriff's Dept are in violation of the following:

Cal Con Article 1 Section 7

(a) A person may not be deprived of life, liberty, or property without due process of law or denied equal protection of the laws;

CCSF / DPW / HOTTEAM / Five Keys / Tony Chase are in violation of the following:

Article 1 Section 1

All people are by nature free and independent and have inalienable rights. Among these are enjoying and defending life and liberty, acquiring, possessing, and protecting property, and pursuing and obtaining safety, happiness, and privacy.

I allege that there isn't a case file for me here at Five Keys, because if they started one and continued to add to it, Director Chase, Five Keys, CCSF, DPH, Charles would be accountable for tracking me and my care.

That's just a start of what I can bring into a lawsuit against all contracted government actors in these violations I allege. We all deserve and have rights to safety, to being kept from harm, to follow mandates and not be harassed when we question, when we report abuses, or when we know our rights are being violated.

All here, I am not alone here. It's everyone in this shelter, everyone in every congregate shelter run by dictators who deny care.

Calvin Curtiss the victim of sexual harassment here, has yet to hear a word or have a check in by Director Tony Chase about what transpired between his concerns of sexual harassment. And Mr. Curtiss told me that he heard that his aggressor was just sent home.

If you think that Mr. Curtiss has a case file in it with that grievance, Please have Tony Chase and his aligned Case Workers here prove that and moreso, prove that he's received after care.

Mr. Curtiss has been here for months now, and it was me, NOT HIS CASE WORKER, that helped him sign up for General Assistance the other day.

I have continually stated and requested a mental health care provider SINCE I WAS TRANSFERRED INTO HERE 4 MONTHS AGO.

Everyone here must be transferred into safe, SIP environments where their civil rights

cannot be violated or their "CARE" be treated by a dictatorship.

Human lives are in grave danger here at Bayshore Navigation due to the lack of care, negligence in mitigation, and civil rights violations.

**From:** [Shad Fenton](#)  
**To:** [tonyc@fivekeys.org](#); [Safai, Ahsha \(BOS\)](#); [Stefani, Catherine \(BOS\)](#); [Preston, Dean \(BOS\)](#); [Mar, Gordon \(BOS\)](#); [Ronen, Hillary](#); [MandelmanStaff, \[BOS\]](#); [Haney, Matt \(BOS\)](#); [Fewer, Sandra \(BOS\)](#); [Walton, Shamann \(BOS\)](#); [Carroll, John \(BOS\)](#); [Imbert, Elizabeth \(UCSF\)](#)  
**Cc:** [Breed, Mayor London \(MYR\)](#); [Peskin, Aaron \(BOS\)](#); [Brian Edwards](#); [John Warner](#); [Graff, Amy](#); [Board of Supervisors, \(BOS\)](#); [Cityattorney; Administrator, City \(ADM\)](#); [info@sfcityattorney.org](#); [ROTHSCHILD, MATTHEW \(CAT\)](#)  
**Subject:** Re: Request to quarantine  
**Date:** Thursday, February 4, 2021 4:02:27 PM

---

This message is from outside the City email system. Do not open links or attachments from untrusted sources.

Mr. Chase,

Today I was questioned by your staff member Miguel why I requested a mask. That is the fourth bullying and harassment recording for Miguel.

On Sat, Jan 23, 2021 at 7:03 PM Shad Fenton <[shadfenton@gmail.com](mailto:shadfenton@gmail.com)> wrote:

UPDATE:

At least 4 new citizens have entered the dorm in the last 2 days. Which means 4 additional lives being thrown into harm's way without proper care.

Filed another report with Civil Rights Violations, and Fraud of Care.

Requesting quarantine now with the addition of 4 new possibly positive cases dorming with me.

My Bed neighbor did not test this week or last week.

Citizen Richard is in need of a shower and new clothing once again.

On Fri, Jan 22, 2021 at 12:02 PM Shad Fenton <[shadfenton@gmail.com](mailto:shadfenton@gmail.com)> wrote:

Mr. Chase,

I've begun to release details of what transpired between myself and many others and certain government actors in Palm Springs and Riverside County to Government officials in SF and of course the FBI.

I believe I've discovered the same corruption scheme is occurring between Five Keys / Sheriff's Department / DPH and CCSF that occurred between Palm Springs Police Department and a Mental Health arm of Riverside County named HHOPE. I actually KNEW what I was discovering because I have been through it.

HHOPE organization worked hand in hand with the police departments in the Valley, namely PSPD and Indio to place unhoused and special needs, those with mental health needs, into non mitigated, run down motels where they received no care, and instead were subjected to harassment, and false statements (lies) by representatives that were supposed to be providing care.

I was lied to by a Director of HHOPE named Rachel Morgan, who no longer works for the HHOPE Program. Ms. Morgan also refused to reply to emails with her fraudulent statements.

Myself and at least 100 + others were harassed physically by the surroundings we were placed in, we were harassed mentally by knowing that the government didn't care for us whatsoever and it turned out that the Government intentionally tried to infect us and turned us into an outside public threat.

If your staff states that the heating is going to be fixed (weeks ago by the way) and we are all still hiding under blankets, your staff in coats and hats with space heaters blowing on them, but we (the citizens trying to survive here) don't have access to heat to be comfortably warm? That, in my view, is harassment and plain evil.

Everyone is accountable

Justice

Corruption

Public Endangerment by use of Homeless and migrant lives. Disgusting.

On Thu, Jan 21, 2021 at 11:24 AM Shad Fenton <[shadfenton@gmail.com](mailto:shadfenton@gmail.com)> wrote:  
UPDATE : 1..21.21

Please everyone here, acknowledge the facts, acknowledge the injustices.

Late last night around 7:30 PM Gloria was evicted without proper representation at Bayshore Navigation Center. Instead a very shy, very introverted young lady was thrown out by a Five Keys Supervisor and two SFPD officers in the midst of a deadly Covid 19 health crisis and surge.

This morning, I had a meeting with Charles, my caseworker and talked about my case file and record that I've been denied.

To catch all up here on that, I have sent email requests to Director Tony Chase, I have requested in person to Charles my case file and history for 4 weeks now.

I was told by Charles a couple of weeks ago that he couldn't just print my case file, he would have to print them all.

I was told by Director Tony Chase when I asked to have my case file printed he replied 'we're busy'

Today I was told by Charles that he spoke to his superiors and they told him I don't have that right, that I would need to get a lawyer.

Why would there be such a play on my case file from "I can't print just one" , to "we are busy" to "you have to get a lawyer" 4 weeks now I've been asking for my case file.

Many of you here are lawyers.

#### **SUMMARY OF YOUR RIGHTS**

- You have the right to obtain complete information about your medical condition and care.
- You have the right to inspect your medical records within 5 days of making a written request.
- You have the right to have your medical records kept confidential unless you provide written consent, except in limited circumstances.
- You have the right to sue any person who unlawfully releases your medical information without your consent.

My hunch all along, I don't have a record here, because if I did, the CCSF, Department of Housing, Five Keys, ECS and DPH would be liable for my care and tracking my progress into permanent housing.

When I stated my concern about that to Charles this morning, I only received his silence which was more telling than his statement to get a lawyer.

The injustices here are many, for the most part, I've witnessed favoritism, rules can be "forgiven" for some and others get harassed for breaking the same. That's targeting certain individuals for an end goal. And as you've all been given this information and yet no recourse has occurred, you are all becoming part of the problem and not the solution. There is no time to waste, every individual life is precious, even if they have a mental or physical need.

There is enough evidence to investigate the conspiracy of care, but no time to waste in getting lives into safety while that investigation continues. The harm that is occurring here, both mentally and physically is profound.

Two women have been evicted in the last week. Two human lives have forever been altered due to lack of care and accountability.

Forced Herd Immunity  
Intent to Infect  
Favoritism  
Nepotism  
Injustice  
Corruption

In Palm Springs, The PSPD told me to get a lawyer when they refused to investigate fraud and embezzlement due to their corrupt alliances with the PS Mafia.

On Mon, Jan 11, 2021 at 1:27 PM Shad Fenton <[shadfenton@gmail.com](mailto:shadfenton@gmail.com)> wrote:  
UPDATE: VIOLATIONS OF CIVIL RIGHTS

Mr. Chase and Charles, my case worker, are in violation of my civil rights of access to my records.  
Two community care representatives whose jobs are to direct care upon me have violated my civil rights.

<https://www.hhs.gov/sites/default/files/righttoaccessmemo.pdf>

Respectfully requesting a safe transfer into an SIP room or hotel where I can mitigate my Covid responsibilities.

On Mon, Jan 11, 2021 at 12:45 PM Shad Fenton <[shadfenton@gmail.com](mailto:shadfenton@gmail.com)> wrote:  
I have stated this previously. I am involved in an FBI investigation into corruption, attempted murder, and civil rights violations amongst many other crimes committed against me and other businesses and individuals in Palm Springs by mafia and their aligned corrupt PSPD, PSFD and government actors. That investigation follows me everywhere. Please trust that.

On Mon, Jan 11, 2021 at 12:35 PM Shad Fenton <[shadfenton@gmail.com](mailto:shadfenton@gmail.com)> wrote:  
UPDATE:

Mr. Chase confronted me with hostility in front of three witnesses in the common kitchen with his statement he would not communicate with me through email.

Then walked out back into his area. I then went into the offices, confronted him. at least 5 witnesses were surrounding. I stated his job was to communicate with me. He said if you want to communicate man to man..etc.. I said sure. I would like my case file printed today. He said no. They were busy. I said I've been asking for that for three weeks now.

I stated "are you being honest with your staff here"

I said do I need to call the police to get my case file printed, he said, "go ahead, would you like to use my phone?"

There is no safety for anyone here, especially for me, who has reported and has documented the herd immunity and negligence of care that he as well as DPH are absolutely accountable for.

Mr. Chase also stated in the common kitchen in front of three witnesses that he doesn't answer any emails.



On Mon, Jan 11, 2021 at 11:19 AM Shad Fenton <[shadfenton@gmail.com](mailto:shadfenton@gmail.com)> wrote:

Mr. Chase

I've requested my case file from Charles three times now. He stated that is up to you and that he didn't have the ability to only print my case file, he would have to print them all.

Please have my entire case file printed for me where I can pick it up at the front desk no later than tomorrow.

On Sun, Jan 10, 2021 at 2:02 PM Shad Fenton <[shadfenton@gmail.com](mailto:shadfenton@gmail.com)> wrote:

UPDATE: Another day of freezing cold air blowing on us. Staff continue to have space heaters at their desks running the entire day and night while the rest of us are continually harassed by the cold air. This is not a call out to staff being allowed, they are afflicted as well. Five Keys, CCSF, Tony Chase and all Directors above him are in violation of providing a safe and comfortable work environment.

Five Keys is a business.

I've requested shaving razors for days now, still none, although Mr. Chase can purchase cases of single use Kurig Peet's Coffee pods for himself and staff.

Hygiene kits disappeared right before the recent pandemic wave and lockdown.

This is real harassment for the sake of keeping citizens out of this shelter and not wanting to return, all due to the fact the CCSF, Five Keys, DPH, cannot keep citizens in harm's way and keep exposing them to possible covid positive cases without providing any sort of mitigation.

I state cannot, but yet they still are.

Lives are in grave danger here and yet many of us are still here.

Requesting Quarantine, Requesting transfer into safety.

On Sat, Jan 9, 2021 at 11:21 AM Shad Fenton <[shadfenton@gmail.com](mailto:shadfenton@gmail.com)> wrote:

UPDATE, 56 DEGREES was the reading interior temp.

Human lives are in danger here with the continued agitation of harassing cold air blowing at us all day and night, lack of sleep caused from trying to stay warm. An altercation was documented last night between 4 citizens here, all over the use of ear pods vs. not using them in a congregate environment.

One staff member responded, assuming due to staff shortages.

REQUESTING A TRANSFER INTO SAFETY.

On Thu, Jan 7, 2021 at 11:56 AM Shad Fenton <[shadfenton@gmail.com](mailto:shadfenton@gmail.com)> wrote:

UPDATE with Case Worker Charles at Bayshore Navigation Center.

I just met briefly with Charles, and repeated my request for my case file. His response is he can't print just my case, he would have to print everyone's. I stated, get with Mr. Chase to get it done.

On Thu, Jan 7, 2021 at 8:59 AM Shad Fenton <[shadfenton@gmail.com](mailto:shadfenton@gmail.com)> wrote:

UPDATE on Bayshore Navigation Center this morning:

Still cold air blowing directly on us. NO HEAT at all this winter. NO HEAT in the showers, NO heat in the bathrooms.

The only place to find heating is in the offices of Director Tony Chase and his staff and the small common kitchen where none of us should be hanging out in the first place. With that it's another attempt to herd us all into one room.

For some insane reason, staff have been told they can't use the microwaves here to warm up our cold meals, although staff uses them for theirs. If the microwaves can't be used, then remove the damn microwaves. A citizen here got very upset this morning about that, and an employee called in a supervisor who stated that "they told us we can't use the microwave" whoever "they" are is a mystery.

On Wed, Jan 6, 2021 at 9:53 AM Shad Fenton <[shadfenton@gmail.com](mailto:shadfenton@gmail.com)> wrote:

UPDATE 56 Degrees this morning is the interior temp of my phone in this room. Phone was guarded from intense cold air blowing directly on it, as it does day and night here.

Citizen Nicole very vocally agitated this morning. Human lives are in grave danger here at Bayshore Navigation Center due to lack of care, negligence in care, forced cold air, and none are able to safely SIP away from Covid 19, violence, dictatorship values, beliefs about Covid 19 from those in charge of our lives.

On Sun, Jan 3, 2021 at 3:05 PM Shad Fenton <[shadfenton@gmail.com](mailto:shadfenton@gmail.com)> wrote:

Citizens are still coughing, Still very cold air blowing on us.

Meal program looks to be a sham. Same exact warm meals in less than a week. Same cold meals in less than two days. Breakfast meal boxes are hit and miss with products. Where is the calendar of the meal program from Meals on Wheels Posted for guests?

If this seems petty compared to the crimes of public endangerment, what I am documenting is all endangerment. Citizens here are agitated and it's only getting worse.

On Sat, Jan 2, 2021 at 10:20 AM Shad Fenton <[shadfenton@gmail.com](mailto:shadfenton@gmail.com)> wrote:

UPDATE: 56 degrees with cold air blowing.  
Citizens still coughing.

On Fri, Jan 1, 2021 at 8:22 PM Shad Fenton <[shadfenton@gmail.com](mailto:shadfenton@gmail.com)> wrote:

Mr. Chase, I am aware of the recent sexual harassment allegations of a citizen here charged against a member of your supervisory team, I'm also aware of your criminal suggestion to have a meeting with all three of you to talk it through.

You are not above the law Mr. Chase, and you will be held accountable. Please refrain from harassing, or denying that vulnerable kid any more of his rights.

Sexual Harassment Charges  
No Mitigation until I blew the whistle  
Denied Transparency of positive Covid 19 Cases

No heat in the Dorm all winter. This morning, temperature read 56, temperature right now reads 59 at 8:10 PM  
Cold meals in the mornings and night  
Illegal Christmas Party thrown during lockdown and against government mandates. 'if you don't like it, there's the door'  
Warden / prisoner structure.  
Former prisoners working 16 hour shifts 100 plus work weeks without a real Director that cares for human safety.

The worse..is this government's response to it all. A government that leaves humans in harm's way trying to figure out how to cover what they did is corrupt, but more importantly, all of those officials whose jobs are to protect and serve, become criminals.

It's a New Year, a new start, do the right thing please.  
Get us out of here and into safe environments where we can mitigate, and where those that need care, can receive it.

On Thu, Dec 31, 2020 at 5:33 PM Shad Fenton <[shadfenton@gmail.com](mailto:shadfenton@gmail.com)> wrote:

Human lives are in danger. Guest in Bed 53

Mr. Chase, the man in bed 53 has been coughing non stop for days. I've recorded it. He does not deserve to die here from your lack of care and freezing cold air being blown on him while he is ill. WE do not deserve to be exposed to this virus since you've made it apparent that you are not disclosing nor are transparent of covid positive cases here.

Please walk yourself over to the dorm and take this man to the ER where he can be cared for since there is no medical staff on duty whatsoever. You sneak in and out of the back gate and not once check in on any citizens that are under your supervision.

On Wed, Dec 30, 2020 at 10:41 AM Shad Fenton <[shadfenton@gmail.com](mailto:shadfenton@gmail.com)> wrote:  
UPDATE and plea for Mr. Chase, All

Two days ago this came into my inbox:

Good morning everyone,

There is a new housing development on the [Dahlia San Francisco Housing Portal](#) called Broadway Cove with 93 available units. The deadline to apply is January 13. If any of your clients are interested in applying, please have them call us at either 415-651-7824 or 415-431-1180. They can also email us at [resourceroom@womensbuilding.org](mailto:resourceroom@womensbuilding.org) with their name and phone number.

We can help them make an account, fill out the application, and answer any questions. Clients may also apply on their own. Please see the flyer attached and feel free to share it.

Warm regards,



**Daniela Flores**

Programs Assistant

[Pronouns: She/her](#)

phone: + 415 651 2776

ext. 7224

email: [daniela@womensbuilding.org](mailto:daniela@womensbuilding.org)

3543 18th St #8

San Francisco, CA 94110



I am pleading that I can apply to get a one bedroom. It would offer me and my boston terrier Grayson a place to live and a start to rebuild our lives.

On Wed, Dec 30, 2020 at 10:06 AM Shad Fenton <[shadfenton@gmail.com](mailto:shadfenton@gmail.com)> wrote:

Yesterday DPH Nurse and Tech were here, the Dr. WAS NOT.

On Wed, Dec 30, 2020 at 9:54 AM Shad Fenton <[shadfenton@gmail.com](mailto:shadfenton@gmail.com)> wrote:

UPDATE: HUMAN LIVES IN GRAVE DANGER.

THREE CITIZENS SICK WITH COUGHS HERE THIS MORNING  
Was told this morning by supervising staff when asking about the heat again, that there was a work order in to fix it.

WHY WAS THERE PUBLIC WORKS EMPLOYEES HERE OVER 2  
WEEKS AGO SHUTTING OFF THE ROOF VENTS?  
WHY CAN'T THE FANS BLOWING THE FREEZING COLD AIR JUST  
BE SHUT OFF?

Was told two nights ago by medically untrained night staff that "a cough could be any cough, not necessarily Covid."

Last night I received a temperature check at 9 pm. Was told my temp was 93. I stated, that can't be I'd be dead.

THERE ARE NO MEDICALLY TRAINED STAFF ADMINISTERING  
TESTS ONLY UNTRAINED SECURITY HERE AT NIGHT.

Please get us all into safety, citizens here are very agitated FROM THE  
NEGLIGENCE OF CARE, AND SLEEPING IN THE COLD.

On Sun, Dec 27, 2020 at 9:24 AM Shad Fenton <[shadfenton@gmail.com](mailto:shadfenton@gmail.com)> wrote:

Mr. Chase,

I am still waiting for my transport to quarantine. It's 57 degrees in the dorm from the reading from my phone. My phone is left alone underneath my bed, exposed.

On Sat, Dec 26, 2020 at 4:00 PM Shad Fenton <[shadfenton@gmail.com](mailto:shadfenton@gmail.com)> wrote:

Mr. Chase, I am still waiting to be sent to quarantine.

On Sat, Dec 26, 2020 at 9:36 AM Shad Fenton

<[shadfenton@gmail.com](mailto:shadfenton@gmail.com)> wrote:

Still waiting on my requested transfer to quarantine.

On Fri, Dec 25, 2020 at 7:49 PM Shad Fenton

<[shadfenton@gmail.com](mailto:shadfenton@gmail.com)> wrote:

All,

For those of you coming into this email chain you are here now for accountability and as witnesses. Bayshore Navigation has threatened too many lives and this must end.

I'll quickly plead for all that remain here at Bayshore Navigation ( not many ) as my life, and all these lives that are still under Mr. Chase's dictation are in danger and deserve to be so much safer and taken care of. There is no way to self mitigate or dodge infection when you are up against a director that doesn't send people to quarantine or one that only starts mitigation when the whistle blows.

My "driver" has always been human safety, not just mine but all citizens here and everywhere. The gross negligence in care during this covid pandemic by Mr. Chase has been documented. Mandatory mitigations have been made ( grateful for those ) and people suffering from mental health issues have been brought back after being evicted while Mr. Chase was off campus.

My "complaints" as Mr. Chase stated made things happen in order to help save people from possible infections and from infecting others. Unfortunately, as you've all been a part to witness, Mr. Chase believes somehow that the environment that he creates is a safe one, but evidence shows a much different and disturbing lack of that safety, of mitigation and also shows very negligent care among persons with disabilities.

He is in control of public health, yet he broke a mandate and threw a holiday party, inviting infection spread onto both parties in attendance, possibly creating a superspreader event.

This is not responsible behavior of a director of a Navigation Center for a community housing development. City Life Church was here for a photo op and served some hot food, which is also lacking here and it was a meal, that I simply took, ate quickly by myself, until a friend Mario sat down, I sat with him less than 5 minutes, then returned to the community room by myself to be with my dog. For the record.

I am a victim of corruption, conspiracy, and terror. I am a victim of civil rights violations of due process. I lost my entire 400 K investment, then my car, then my condo, then my possessions fighting for justice, and that is coming. It has to. Too

many high rankers have broken too many laws and got caught. Because I caught them. I've been pleading for my safety for 20 months at least.

I am scared shitless of retaliation, because that's what the PS Government did to me. Evidence points to two PS Gov't officials having everything to do with the attempt on my life. I've survived though, this challenge with Mr. Chase, Five Keys, DPH is a big one due to I have no escape.

Underlying in Mr. Chase's emails is that same tone. His emails show no empathy, no action, it's as if he's incapable of it. He just points his finger to his "door" and says go find someplace else.

Mr. Chase you are here because I am transparent and also because if you fuck with my safety any further and I am not in quarantine or placed into an SIP room, away from the constant coughing of others that should be quarantined on the first sign of a cough! Of the constant cold air harassment in the dorm (there hasn't been heat for 7 weeks now) and your delusions and personal harassment, you are not, in any way, above the law.

I beg with those that do govern with care to get us out of here, into safety and care, before someone dies because of this man's tyranny.

With hope, Shad Fenton

On Fri, Dec 25, 2020 at 5:52 PM Shad Fenton

<[shadfenton@gmail.com](mailto:shadfenton@gmail.com)> wrote:

Mr. Chase,

Your email does not answer when my transfer request is coming through to quarantine.

I was transferred into this shelter with a statement it was safe. I have stated to you over and over again that I do not feel safe here, and have proven why.

On Fri, Dec 25, 2020 at 4:54 PM Tony Chase

<[tonyc@fivekeys.org](mailto:tonyc@fivekeys.org)> wrote:

Mr. Fenton,

Merry Christmas to you!

I don't understand, because you were seen right there enjoying the festivities that were given safely and for everybody's enjoyment! But, since this is the 84th one of your critical emails, I can only remind you that you are free to go find you a place that **YOU** will feel safe at, since it is not here. My intention is to keep the environment safe for all, including for you, but I hope that you will find what you are driven to look for. Thank you and Happy Holidays!

On Fri, Dec 25, 2020 at 2:39 PM Shad Fenton

<[shadfenton@gmail.com](mailto:shadfenton@gmail.com)> wrote:

Mr. Chase, It's now 2:27 PM. Your supervisors and staff know of my request to quarantine. I have yet to hear back from you. Please respond when I will be transferred.

Thank You,

On Fri, Dec 25, 2020 at 9:02 AM Shad Fenton

<[shadfenton@gmail.com](mailto:shadfenton@gmail.com)> wrote:

Mr. Chase,

Due to your negligence in care, the fact you threw an illegal Christmas Party during lockdown and involved members of City Life Church, AND the constant coughing from possible Covid 19 citizens here, last night being one of many.

(The bed neighbor was coughing so loudly and continuously he woke many of us up at 4 AM. That recording is also attached here)

I am requesting to go into quarantine for the entire time an incubation cycle occurs according to the CDC.

*The incubation period for COVID-19 is thought to extend to **14 days**, with a median time of **4-5 days** from exposure to symptoms onset. One study reported that 97.5% of people with COVID-19 who have symptoms will do so within 11.5 days of **SARS-CoV-2** infection.*

I will notify your staff as such.

--



TONY CHASE

DIRECTOR,  
BAYSHORE NAVIGATION CENTER

D: 415.596.1475

O: 415.920.8920

F: 415.734.3314

E: [tonyc@fivekeys.org](mailto:tonyc@fivekeys.org)

A: 5125 Bayshore Blvd., San Francisco, CA  
94124

W: [www.fivekeys.org](http://www.fivekeys.org)

**From:** [Shad Fenton](#)  
**To:** [tonyc@fivekeys.org](mailto:tonyc@fivekeys.org); [John Warner](#); [Brian Edwards](#); [Safai, Ahsha \(BOS\)](#); [Stefani, Catherine \(BOS\)](#); [Preston, Dean \(BOS\)](#); [Mar, Gordon \(BOS\)](#); [Ronen, Hillary](#); [MandelmanStaff, \[BOS\]](#); [Haney, Matt \(BOS\)](#); [Fewer, Sandra \(BOS\)](#); [Walton, Shamann \(BOS\)](#); [Carroll, John \(BOS\)](#); [Imbert, Elizabeth \(UCSF\)](#); [ROTHSCHILD, MATTHEW \(CAT\)](#); [Administrator, City \(ADM\)](#); [Cityattorney: info@sfcityattorney.org](mailto:info@sfcityattorney.org); [Breed, Mayor London \(MYR\)](#); [Peskin, Aaron \(BOS\)](#); [Board of Supervisors, \(BOS\)](#)  
**Cc:** [Graff, Amy](#); [james.queally@latimes.com](mailto:james.queally@latimes.com)  
**Subject:** Re: Request for community meeting RE: When the heating is going to be fixed.  
**Date:** Sunday, February 7, 2021 8:51:55 AM

---

This message is from outside the City email system. Do not open links or attachments from untrusted sources.

Currently the temp outside is 50 degrees, which means the (fresh air) blowing in the dorm is also 50 degrees. It was 44 degrees last night.

Five Keys Employee Eric stated to me yesterday he has to go into the laundry room which is the only place that heat is coming out the vents.

He also confirmed that fresh air had to be blown in.

Employees and citizens here are suffering and have been without heat all winter. Civil rights of everyone working and living here have and are continued to be violated yet the City of San Francisco allows this to continue.

I have had to cover my entire body with my sleeping bag that's providing me a makeshift tent to continue to work, to continue to survive, to continue to be warm. My sleeping bag was the cause of an instant 'new rule' that no sleeping bags could be brought into the dorm when I took mine out to try to be laundered. Director Tony Chase sat in his office and made that new rule up when I was entering the dorm.

Harassment for reactions

Civil Rights Violations

Nepotism / Favoritism

Forced unsuitable labor and living conditions

Justice

If we don't start to care for each other, we will have nothing left to care for.

On Wed, Feb 3, 2021 at 5:11 PM Shad Fenton <[shadfenton@gmail.com](mailto:shadfenton@gmail.com)> wrote:

Mr.Chase, All,

There is still NO HEATING IN THE DORM OR COMMON AREA WAREHOUSE. Mr. Chase your staff complained this morning how he had a space heater in front of him and he still was cold.



Constant cold ( OUTSIDE ) Air still blows directly at us day and night.

On Fri, Jan 29, 2021 at 4:48 PM Shad Fenton <[shadfenton@gmail.com](mailto:shadfenton@gmail.com)> wrote:

Mr. Chase,

There has been no meeting, no word of one scheduled.

Us "guests" are in need of explanations of the new rules that have been and are continued to be thrown out on a daily basis.

Also, may I please get a copy of ALL of Five Keys rules and regulations?

I have been denied the washing of my machine washable sleeping bag by the statement "it will break the washing machine"

This morning, I took my sleeping bag out of the dorm to be washed ((due to covid concerns and my bed neighbors hygiene who had fleas, mites, and ticks that was rushed to the ER)) ONLY to return with a sudden NEW rule upon my entry with it, that NO sleeping bags could be brought in from outside and they had to be stored.

You retracted that after I knocked on your door and confronted you. Your staff told me that rule was "literally just enacted" as I walked back in.

Mr. Chase, you are solely responsible for the livelihoods of your staff, for their education, and their performances etc. Everyone is accountable for the words that are spoken, for enacting laws that are suddenly placed in, but I don't think it's just that we are held responsible if we break them if there is no written policy of that rule. If today's incident was to quarantine a sleeping bag, please have a suitable replacement for it.

Recently a citizen here was reprimanded and warned for not having her earbuds in while she was listening to her music. A supervisor was brought in and she was escorted out of the kitchen. YET your staff, and privileged others can play their music through their speakers. Does that seem just to you?

You should also make staff aware that this is an investigation into civil rights violations. And at any time, they have the right to submit a tip with any leads they may have about their experiences here while under your direction and under the employment of Five Keys. That tip can go directly to the FBI who are handling such. <https://www.fbi.gov/tips>

On Mon, Jan 25, 2021 at 11:08 AM Shad Fenton <[shadfenton@gmail.com](mailto:shadfenton@gmail.com)> wrote:

Mr. Chase,

This is a written request for a meeting.

Members here need questions answered as to why cold air is constantly blowing in the dorm and community room.

Twice I have been told by staff that "they are working on getting it fixed" First statement was 2 months ago. Second statement was over a month ago.

There has been NO HEAT in the dorm this entire winter. Isn't a navigation center

obligated to provide unsheltered lives with a reprieve from the freezing temperatures and weather outside?

Come in from the storm, get warm etc?

This morning, tensions are tight, and an altercation between two members broke out AGAIN.

**From:** [Shad Fenton](#)  
**To:** [tonyc@fivekeys.org](mailto:tonyc@fivekeys.org)  
**Cc:** [Board of Supervisors \(BOS\)](#); [Brian Edwards](#); [Cityattorney](#); [Fewer, Sandra \(BOS\)](#); [Graff, Amy](#); [Haney, Matt \(BOS\)](#); [John Warner](#); [MandelmanStaff \(BOS\)](#); [Mar, Gordon \(BOS\)](#); [Breed, Mayor London \(MYR\)](#); [Peskin, Aaron \(BOS\)](#); [Preston, Dean \(BOS\)](#); [Ronen, Hillary](#); [ROTHSCHILD, MATTHEW \(CAT\)](#); [Safai, Ahsha \(BOS\)](#); [Stefani, Catherine \(BOS\)](#); [Walton, Shamann \(BOS\)](#); [Administrator, City \(ADM\)](#); [Imbert, Elizabeth \(UCSF\)](#); [info@sfcityattorney.org](mailto:info@sfcityattorney.org); [james.queally@latimes.com](mailto:james.queally@latimes.com); [Carroll, John \(BOS\)](#)  
**Subject:** Re: Request for community meeting RE: When the heating is going to be fixed.  
**Date:** Sunday, February 7, 2021 6:23:24 PM

---

This message is from outside the City email system. Do not open links or attachments from untrusted sources.

Mr. Chase,

As you are aware, I've brought in EDC to start the process of lawyering my case file from your office, since I was denied that from you. Ben from EDC informed me he had a conversation with you about that.

Also, please refrain from any and all possible misstatements in emails. I did not yell at your staff nor did I yell at you. I raised the question about my sleeping bag to you directly because your staff member had just told me that rule had JUST BEEN IMPLEMENTED MOMENTS BEFORE I WALKED INTO THE CENTER. She had to check with a supervisor and have the supervisor come into the offices and tell me. Then, she had to confirm with you while you were in your office, where I questioned you directly. And Mr. Chase, your words were (if you already had it in here, then it's ok.) which contradicts your rule entirely.

You made that rule up at the time when you saw me because you knew that I used my sleeping bag to keep me and my dog warm and undercover.

Everything's documented Mr. Chase, this is an investigation into Five Keys , CCSF, DPH, Forced Herd Immunity, Gross Negligence in Mitigation, Harassment, Abuse and Violations of Civil Rights, and of course Corruption, amongst others I assume.

You're also putting your staff in very awkward positions when it comes to you targeting me or anyone else for harassment. I've waited months and tried not to involve them whatsoever due to most being victimized here as well, but when they intimidate and threaten lives here, it has to be recorded.

EDC will take it from there.

Justice.

On Sun, Feb 7, 2021 at 11:21 AM Tony Chase <[tonyc@fivekeys.org](mailto:tonyc@fivekeys.org)> wrote:

Hello Mr Fenton,

I have been authorized to offer you another location due to the complaints about the lack of heat in the dorm. HSA facilities dept. has indicated that the parts needed to get more heat

into the dorm are on order, but have been delayed due to the pandemic. We have offered extra blankets, brought in other heating sources, although we know that they are not adequate for such a large area. As far as the bedding goes, only new bedding is allowed into the facility due to possible infestations that could possibly be brought into the facility. The staff are going to continue following those guidelines. Once you yelled at the staff and at me, that you took your sleeping bag out to wash, you were then accommodated and that was resolved. I was handled correctly and professionally by the staff. That was explained to you, but you were not hearing any of that discussion.

HSH is aware of our heating issues and we all are trying to accommodate those who are uncomfortable. HSH said that there is no choice on location, but you will be put where there is an open bed and more heat. This is the accommodation that HSH is offering to guests who are struggling with the issues of little heat. HSH also said that there will not be a choice on locations due to the limited bed space at other facilities. Please let me know if you are willing to accept a transfer, so we can expedite this in a timely manner. This should also give you the opportunity to be in a better environment since you have voiced a high number of complaints which have been very concerning, but your unwillingness to talk about them except by email is unfortunate. I still have an open door for conversation!

Thank you,

Tony Chase

On Sun, Feb 7, 2021 at 8:43 AM Shad Fenton <[shadfenton@gmail.com](mailto:shadfenton@gmail.com)> wrote:

Currently the temp outside is 50 degrees, which means the (fresh air) blowing in the dorm is also 50 degrees. It was 44 degrees last night.

Five Keys Employee Eric stated to me yesterday he has to go into the laundry room which is the only place that heat is coming out the vents.

He also confirmed that fresh air had to be blown in.

Employees and citizens here are suffering and have been without heat all winter. Civil rights of everyone working and living here have and are continued to be violated yet the City of San Francisco allows this to continue.

I have had to cover my entire body with my sleeping bag that's providing me a makeshift tent to continue to work, to continue to survive, to continue to be warm. My sleeping bag was the cause of an instant 'new rule' that no sleeping bags could be brought into the dorm when I took mine out to try to be laundered. Director Tony Chase sat in his office and made that new rule up when I was entering the dorm.

Harassment for reactions

Civil Rights Violations

Nepotism / Favoritism

Forced unsuitable labor and living conditions

Justice

If we don't start to care for each other, we will have nothing left to care for.

On Wed, Feb 3, 2021 at 5:11 PM Shad Fenton <[shadfenton@gmail.com](mailto:shadfenton@gmail.com)> wrote:  
Mr.Chase, All,

There is still NO HEATING IN THE DORM OR COMMON AREA WAREHOUSE.  
Mr. Chase your staff complained this morning how he had a space heater in front of him and he still was cold.

Constant cold ( OUTSIDE ) Air still blows directly at us day and night.

On Fri, Jan 29, 2021 at 4:48 PM Shad Fenton <[shadfenton@gmail.com](mailto:shadfenton@gmail.com)> wrote:

Mr. Chase,

There has been no meeting, no word of one scheduled.

Us "guests" are in need of explanations of the new rules that have been and are continued to be thrown out on a daily basis.

Also, may I please get a copy of ALL of Five Keys rules and regulations?

I have been denied the washing of my machine washable sleeping bag by the statement "it will break the washing machine"

This morning, I took my sleeping bag out of the dorm to be washed ((due to covid concerns and my bed neighbors hygiene who had fleas, mites, and ticks that was rushed to the ER)) ONLY to return with a sudden NEW rule upon my entry with it, that NO sleeping bags could be brought in from outside and they had to be stored.

You retracted that after I knocked on your door and confronted you. Your staff told me that rule was "literally just enacted" as I walked back in.

Mr. Chase, you are solely responsible for the livelihoods of your staff, for their education, and their performances etc. Everyone is accountable for the words that are spoken, for enacting laws that are suddenly placed in, but I don't think it's just that we are held responsible if we break them if there is no written policy of that rule. If today's incident was to quarantine a sleeping bag, please have a suitable replacement for it.

Recently a citizen here was reprimanded and warned for not having her earbuds in while she was listening to her music. A supervisor was brought in and she was escorted out of the kitchen. YET your staff, and privileged others can play their music through their speakers. Does that seem just to you?

You should also make staff aware that this is an investigation into civil rights violations. And at any time, they have the right to submit a tip with any leads they may have about their experiences here while under your direction and under the employment of Five Keys. That tip can go directly to the FBI who are handling such. <https://www.fbi.gov/tips>

On Mon, Jan 25, 2021 at 11:08 AM Shad Fenton <[shadfenton@gmail.com](mailto:shadfenton@gmail.com)> wrote:  
Mr. Chase,

This is a written request for a meeting.

Members here need questions answered as to why cold air is constantly blowing in the dorm and community room.

Twice I have been told by staff that "they are working on getting it fixed" First statement was 2 months ago. Second statement was over a month ago.

There has been NO HEAT in the dorm this entire winter. Isn't a navigation center obligated to provide unsheltered lives with a reprieve from the freezing temperatures and weather outside?

Come in from the storm, get warm etc?

This morning, tensions are tight, and an altercation between two members broke out AGAIN.

--



TONY CHASE

DIRECTOR,  
BAYSHORE NAVIGATION CENTER

**D:** 415.596.1475

**O:** 415.920.8920

**F:** 415.734.3314

**E:** [tonyc@fivekeys.org](mailto:tonyc@fivekeys.org)

**A:** 5125 Bayshore Blvd., San Francisco, CA 94124

**W:** [www.fivekeys.org](http://www.fivekeys.org)

**From:** [Shad Fenton](#)  
**To:** [tonyc@fivekeys.org](mailto:tonyc@fivekeys.org)  
**Cc:** [Board of Supervisors \(BOS\)](#); [Brian Edwards: Cityattorney](#); [Fewer, Sandra \(BOS\)](#); [Graff, Amy](#); [Haney, Matt \(BOS\)](#); [John Warner: MandelmanStaff \(BOS\)](#); [Mar, Gordon \(BOS\)](#); [Breed, Mayor London \(MYR\)](#); [Peskin, Aaron \(BOS\)](#); [Preston, Dean \(BOS\)](#); [Rosen, Hillary: ROTHCHILD, MATTHEW \(CAT\)](#); [Safai, Ansha \(BOS\)](#); [Stefani, Catherine \(BOS\)](#); [Walton, Shamann \(BOS\)](#); [Administrator, City \(ADM\)](#); [Imbert, Elizabeth \(UCSF\)](#); [info@cityattorney.org](mailto:info@cityattorney.org); [james.queally@latimes.com](mailto:james.queally@latimes.com); [Carroll, John \(BOS\)](#)  
**Subject:** Re: Request for community meeting RE: When the heating is going to be fixed.  
**Date:** Sunday, February 7, 2021 8:09:54 PM

This message is from outside the City email system. Do not open links or attachments from untrusted sources.

All, I just sent Mr. Chase an email without including you all here.

**Shad Fenton** <[shadfenton@gmail.com](mailto:shadfenton@gmail.com)>

7:41 PM (25 minutes ago)

to Tony



EDC will take it from there. I don't believe I need to be involved in this transaction.



I do believe that EDC will take it from here. I do know that everything that's been documented while I have been a citizen here must be recorded with them, so that what has happened will not continue to happen to others ever again.

With that being said, my transfer request has stood in Mr. Chase's hands for many months now. My requests have never been about the heating. Although harassing, and a violation of standard care, and also a violation of working conditions, it's not the reason I've pleaded for a transfer.

I seek it solely based on safety. There is no safety here, not from Covid 19 in any variant. There is no safety from harassment, from being a target or from just being in someone's path that may wish to harm another. There is no vetting process, no mental health check in. No mental health provider on site to manage those that need them.

Citizens are free to come and go. To use drugs outside and bring that high back in with them.

I am not safe here, never have been. My dog is not safe here. NO one is safe here, especially with a director that in my view doesn't care about human safety or civil rights whatsoever. The forced herd immunity is documented.

On Sun, Feb 7, 2021 at 6:56 PM Tony Chase <[tonyc@fivekeys.org](mailto:tonyc@fivekeys.org)> wrote:

Hello Mr. Fenton,

The question was if you would be interested in the transfer that is being offered by HSH to address your complaints in regards to the heating in the dorm.

Regards,

Tony Chase

On Sun, Feb 7, 2021 at 6:22 PM Shad Fenton <[shadfenton@gmail.com](mailto:shadfenton@gmail.com)> wrote:

Mr. Chase,

As you are aware, I've brought in EDC to start the process of lawyering my case file from your office, since I was denied that from you. Ben from EDC informed me he had a conversation with you about that.

Also, please refrain from any and all possible misstatements in emails. I did not yell at your staff nor did I yell at you. I raised the question about my sleeping bag to you directly because your staff member had just told me that rule had JUST BEEN IMPLEMENTED MOMENTS BEFORE I WALKED INTO THE CENTER. She had to check with a supervisor and have the supervisor come into the offices and tell me. Then, she had to confirm with you while you were in your office, where I questioned you directly. And Mr. Chase, your words were (if you already had it in here, then it's ok.) which contradicts your rule entirely.

You made that rule up at the time when you saw me because you knew that I used my sleeping bag to keep me and my dog warm and undercover.

Everything's documented Mr. Chase, this is an investigation into Five Keys, CCSF, DPH, Forced Herd Immunity, Gross Negligence in Mitigation, Harassment, Abuse and Violations of Civil Rights, and of course Corruption, amongst others I assume.

You're also putting your staff in very awkward positions when it comes to you targeting me or anyone else for harassment. I've waited months and tried not to involve them whatsoever due to most being victimized here as well, but when they intimidate and threaten lives here, it has to be recorded.

EDC will take it from there.

Justice.

On Sun, Feb 7, 2021 at 11:21 AM Tony Chase <[tonyc@fivekeys.org](mailto:tonyc@fivekeys.org)> wrote:

Hello Mr Fenton,

I have been authorized to offer you another location due to the complaints about the lack of heat in the dorm. HSA facilities dept. has indicated that the parts needed to get more heat into the dorm are on order, but have been delayed due to the pandemic. We have offered extra blankets, brought in other heating sources, although we know that they are not adequate for such a large area. As far as the bedding goes, only new bedding is allowed into the facility due to possible infestations that could possibly be brought into the facility. The staff are going to continue following those guidelines. Once you yelled at the staff and at me, that you took your sleeping bag out to wash, you were then accommodated and that was resolved. I was handled correctly and professionally by the staff. That was explained to you, but you were not hearing any of that discussion.

HSH is aware of our heating issues and we all are trying to accommodate those who are uncomfortable. HSH said that there is no choice on location, but you will be put where there is an open bed and more heat. This is the accommodation that HSH is offering to guests who are struggling with the issues of little heat. HSH also said that there will not be a choice on locations due to the limited bed space at other facilities. Please let me know if you are willing to accept a transfer, so we can expedite this in a timely manner. This should also give you the opportunity to be in a better environment since you have voiced a high number of complaints which have been very concerning, but your unwillingness to talk about them except by email is unfortunate. I still have an open door for conversation!

Thank you,

Tony Chase

On Sun, Feb 7, 2021 at 8:43 AM Shad Fenton <[shadfenton@gmail.com](mailto:shadfenton@gmail.com)> wrote:

Currently the temp outside is 50 degrees, which means the (fresh air) blowing in the dorm is also 50 degrees. It was 44 degrees last night.

Five Keys Employee Eric stated to me yesterday he has to go into the laundry room which is the only place that heat is coming out the vents.

He also confirmed that fresh air had to be blown in.

Employees and citizens here are suffering and have been without heat all winter. Civil rights of everyone working and living here have and are continued to be violated yet the City of San Francisco allows this to continue.

I have had to cover my entire body with my sleeping bag that's providing me a makeshift tent to continue to work, to continue to survive, to continue to be warm. My sleeping bag was the cause of an instant 'new rule' that no sleeping bags could be brought into the dorm when I took mine out to try to be laundered. Director Tony Chase sat in his office and made that new rule up when I was entering the dorm.

Harassment for reactions

Civil Rights Violations

Nepotism / Favoritism

Forced unsuitable labor and living conditions

Justice

If we don't start to care for each other, we will have nothing left to care for.

On Wed, Feb 3, 2021 at 5:11 PM Shad Fenton <[shadfenton@gmail.com](mailto:shadfenton@gmail.com)> wrote:

Mr.Chase, All,

There is still NO HEATING IN THE DORM OR COMMON AREA WAREHOUSE. Mr. Chase your staff complained this morning how he had a space heater in front of him and he still was cold.

Constant cold ( OUTSIDE ) Air still blows directly at us day and night.

On Fri, Jan 29, 2021 at 4:48 PM Shad Fenton <[shadfenton@gmail.com](mailto:shadfenton@gmail.com)> wrote:

Mr. Chase,

There has been no meeting, no word of one scheduled.

Us "guests" are in need of explanations of the new rules that have been and are continued to be thrown out on a daily basis.

Also, may I please get a copy of ALL of Five Keys rules and regulations?

I have been denied the washing of my machine washable sleeping bag by the statement "it will break the washing machine"

This morning, I took my sleeping bag out of the dorm to be washed ((due to covid concerns and my bed neighbors hygiene who had fleas, mites, and ticks that was rushed to the ER)) ONLY to return with a sudden NEW rule upon my entry with it, that NO sleeping bags could be brought in from outside and they had to be stored.

You retracted that after I knocked on your door and confronted you. Your staff told me that rule was "literally just enacted" as I walked back in.

Mr. Chase, you are solely responsible for the livelihoods of your staff, for their education, and their performances etc. Everyone is accountable for the words that are spoken, for enacting laws that are suddenly placed in, but I don't think it's just that we are held responsible if we break them if there is no written policy of that rule. If today's incident was to quarantine a sleeping bag, please have a suitable replacement for it.

Recently a citizen here was reprimanded and warned for not having her earbuds in while she was listening to her music. A supervisor was brought in and she was escorted out of the kitchen. YET your staff, and privileged others can play their music through their speakers. Does that seem just to you?

You should also make staff aware that this is an investigation into civil rights violations. And at any time, they have the right to submit a tip with any leads they may have about their experiences here while under your direction and under the employment of Five Keys. That tip can go directly to the FBI who are handling such. <https://www.fbi.gov/tips>

On Mon, Jan 25, 2021 at 11:08 AM Shad Fenton <[shadfenton@gmail.com](mailto:shadfenton@gmail.com)> wrote:

Mr. Chase,

This is a written request for a meeting.

Members here need questions answered as to why cold air is constantly blowing in the dorm and community room.

Twice I have been told by staff that "they are working on getting it fixed" First statement was 2 months ago. Second statement was over a month ago.

There has been NO HEAT in the dorm this entire winter. Isn't a navigation center obligated to provide unsheltered lives with a reprieve from the freezing temperatures and weather outside?

Come in from the storm, get warm etc?

This morning, tensions are tight, and an altercation between two members broke out AGAIN.



TONY CHASE

DIRECTOR,  
BAYSHORE NAVIGATION CENTER

D: 415.596.1475

O: 415.920.8920

F: 415.734.3314

E: [tonyc@fivekeys.org](mailto:tonyc@fivekeys.org)

A: [5125 Bayshore Blvd., San Francisco, CA 94124](https://www.fivekeys.org)

W: [www.fivekeys.org](https://www.fivekeys.org)





TONY CHASE  
DIRECTOR,  
BAYSHORE NAVIGATION CENTER  
D: 415.596.1475  
O: 415.920.8920  
F: 415.734.3314  
E: [tonyc@fivekeys.org](mailto:tonyc@fivekeys.org)  
A: 5125 Bayshore Blvd., San Francisco, CA 94124  
W: [www.fivekeys.org](http://www.fivekeys.org)

**From:** [Shad Fenton](#)  
**To:** [Board of Supervisors, \(BOS\)](#); [Brian Edwards](#); [Cityattorney](#); [Fewer, Sandra \(BOS\)](#); [Graff, Amy](#); [Haney, Matt \(BOS\)](#); [John Warner](#); [MandelmanStaff, \(BOS\)](#); [Mar, Gordon \(BOS\)](#); [Breed, Mayor London \(MYR\)](#); [Peskin, Aaron \(BOS\)](#); [Preston, Dean \(BOS\)](#); [Ronen, Hillary](#); [ROTHSCHILD, MATTHEW \(CAT\)](#); [Safai, Ahsha \(BOS\)](#); [Stefani, Catherine \(BOS\)](#); [Walton, Shamann \(BOS\)](#); [Administrator, City \(ADM\)](#); [Imbert, Elizabeth \(UCSF\)](#); [info@sfcityattorney.org](#); [james.queally@latimes.com](#); [Carroll, John \(BOS\)](#)  
**Subject:** 2.8.2021 7:25 - 7:40 Bayshore Navigation Center Kitchen / Request for Video / Audio Log  
**Date:** Monday, February 8, 2021 7:58:23 AM

---

This message is from outside the City email system. Do not open links or attachments from untrusted sources.

Mr. Chase, All

This morning I am requesting the video recording from Bayshore Navigation Center in the common kitchen.

A citizen BED 36 was irritated and complaining about the cold air, and the cold food and not being able to heat anything in the microwave that is behind the counter and staff has control. Miguel ( Five Keys Employee ) asked me to chime in about when Five Keys took it down, I started to talk, and suggested the citizen talk to Tony Chase about it. The citizen got angry at me for suggesting that, verbally assaulting me, he kept taking down his mask as he approached me.

That video and audio and all staff that were on walkie talkies are evidence for a possible upcoming case and should be treated as such.

My life was threatened this morning.  
NO one is safe here.  
Everyone is irritated.

Mr. Chase, yesterday you stated that all here were being offered transfers due to the heating concerns. You may want to reach out to citizen in bed 38 to offer that to him.

**From:** [Shad Fenton](#)  
**To:** [Imbert, Elizabeth \(UCSF\)](#); [Safai, Ahsha \(BOS\)](#); [Stefani, Catherine \(BOS\)](#); [Preston, Dean \(BOS\)](#); [Mar, Gordon \(BOS\)](#); [Ronen, Hillary](#); [MandelmanStaff, \[BOS\]](#); [Haney, Matt \(BOS\)](#); [Fewer, Sandra \(BOS\)](#); [Walton, Shamann \(BOS\)](#); [Carroll, John \(BOS\)](#); [Peskin, Aaron \(BOS\)](#); [Graff, Amy](#); [Board of Supervisors, \(BOS\)](#); [Breed, Mayor London \(MYR\)](#); [james.queally@latimes.com](#); [Cityattorney](#); [ROTHSCHILD, MATTHEW \(CAT\)](#); [Administrator, City \(ADM\)](#); [Brian Edwards](#); [info@sfcityattorney.org](#)  
**Subject:** Re: URGENT: Civil Rights Violations Bayshore Navigation Center CCSF / Five Keys / Director Tony Chase /DPH  
**Date:** Tuesday, February 9, 2021 10:18:25 AM

---

This message is from outside the City email system. Do not open links or attachments from untrusted sources.

UPDATE;

Citizen Mario was evicted twice over the last week and I assume is no longer a community member.

Citizen Tucker ( Autism) has not been seen by me inside Five Keys Bayshore, but I have seen him outside around a new encampment along Barneveld where I've witnessed meth or crack being smoked.

On Thu, Feb 4, 2021 at 3:59 PM Shad Fenton <[shadfenton@gmail.com](mailto:shadfenton@gmail.com)> wrote:

Today, I was told by staff member Miguel when I asked if I could have a mask, "what's wrong with the one you have" The mask I was wearing was stretched and of no use to me.

Today is the fourth documented bullying and harassment for no reason by Miguel on myself and three members of this community.

Miguel must be removed from this shelter due to harassment and endangering human rights and safety.

On Sat, Jan 23, 2021 at 8:05 PM Shad Fenton <[shadfenton@gmail.com](mailto:shadfenton@gmail.com)> wrote:

To mention again,

Three mental health needs citizens here were evicted at night without a proper mental health practitioner on duty, they were evicted by a Supervisor of Five Keys who called in SFPD officers, who took them out. Mario, Tucker, Gloria

Each was brought back in the day after I sent an email about each injustice which I believe included the city attorney about the incidents.

I've sent emails with enough alleged crimes and violations against human rights, against Civil Rights to warrant a shutdown while an investigation takes place, but instead, we are all here, still being harassed, still thrown into harm's way with a deadly virus lurking everywhere and more citizens are coming in.

I am following the money that is coming back into governments for reimbursements, for

Newsom's Project Room Key where is the money to save human lives during this war? Or is the CCSF and Mayor Breed saving it for any alleged future budget deficits?

Corrupt Government negligence brought me into this center, and it's the reason I am pleading and fighting for all lives.

Spend as much as it takes to save and take care of as many lives as possible. More can always be printed and as we've seen more always comes, because in the end if a government doesn't try then what is a government for? Why do we hire any of you?

On Sat, Jan 23, 2021 at 7:21 PM Shad Fenton <[shadfenton@gmail.com](mailto:shadfenton@gmail.com)> wrote:

UPDATE:

At least 4 new citizens have been moved into the dorm, while civil rights are being investigated, abuse claims are being investigated.

You all here have choices to either stand by and risk others being abused the same way, or make the choice to remove us until a better solution presents itself.

Tony Chase, Five Keys Director actively sought out a meeting between a victim of sexual harassment and his predator.

Mr. Chase denied me my case report, My supposed case worker Charles did the same, Mr. Chase stated he was 'busy' and Charles stated he couldn't just print one. Then Charles said I would need to get a subpoena and a lawyer. Both violated my civil right to get my medical record.

Calvin Curtiss is a victim of sexual harassment and nothing is being done about that. Everyone that resides here full or part time is a victim of fraud of care.

City Attorney, everyone, please help get all of us into a safe and secure environment and away from these bad actors.

On Wed, Jan 20, 2021 at 7:58 PM Shad Fenton <[shadfenton@gmail.com](mailto:shadfenton@gmail.com)> wrote:

Unfortunately, another email coming your way tonight from Bayshore Navigation Center

Gloria, was evicted tonight from the dorm without a case worker, without Director Tony Chase and by the authority of a parolee supervisor. Two SFPD officers were on scene. I arrived a bit late at the exit but caught them as she was exiting. Asked out to

Gloria if she was alright, her frightened eyes stared back at me with no words. The officers asked who I was, I stated I'm a civil rights advocate, the male officer stated back she wanted to leave. I overheard it was about her entering back in.

Gloria has been a citizen here since I arrived here. She's quiet, she volunteers to help clean the floors and tables. She is no threat to any one here. I have only seen her have conflicts with staff and those conflicts revolved around minor accommodations.

Harassment and intimidation are the real issues to everyone here. Top all that off with intent to infect and herd immunity and the City of San Francisco and all the players are liable for not doing anything to stop it.

This eviction is endangering her life both physically and mentally. The kid barely speaks to others here. She's shy and there's reasons for that.

Please get everyone out of this shelter and into safety NOW. Today of all days was a gift to a new beginning, and not supposed to be more of the same corrupt harassing bullshit for greed.

On Wed, Jan 13, 2021 at 10:05 PM Shad Fenton <[shadfenton@gmail.com](mailto:shadfenton@gmail.com)> wrote:  
UPDATE: Five Keys

Today Nicole who has mental health needs was removed from the dorm. There was an altercation outside with a Five Keys Supervisor / another man, and Charles caseworker standing in the distance. No presence of Director Tony Chase. I went out to see how she was. she was very upset, waiting for transportation. She stated her civil rights were being violated again.

On Tue, Jan 12, 2021 at 11:20 AM Shad Fenton <[shadfenton@gmail.com](mailto:shadfenton@gmail.com)> wrote:  
Yesterday, Mr. Chase voiced the following harassing statements to me and in front of at least 5 staff witnesses:

if you want to talk man to man

"We're busy" referring to my request for a copy of my health record. The same record I have requested verbally and backed up in writing for the last three weeks

Constant cold air blows on me and every other citizen and employee here day and night in the dorm room and there has been no heat whatsoever. Not in the dorm, not in the community room, not in the showers or bathrooms. ONLY IN Mr. Chase's offices and in the dining room.

Citizens have been removed and evicted at all hours without due diligence, without proper medically trained staff present, then suddenly returned when I sent emails of concern and liability.

A citizen that experienced sexual harassment here AND outside of the center by an employee has been denied care. Instead, Mr. Chase suggested the three of them

to meet and talk about it. The Director of Care at Bayshore suggested to place a victim in front of the man he accused to 'talk it though'

Herd Immunity techniques were, and still are being used here at Bayshore Navigation Center.

ENOUGH IS ENOUGH

Dr. Imbert, ALL, Please help get us all into safety before someone dies from harassment, negligence, eviction, or the CCSF, DPH become more liable for continued human civil rights violations.

On Tue, Jan 12, 2021 at 10:33 AM Shad Fenton <[shadfenton@gmail.com](mailto:shadfenton@gmail.com)> wrote:  
Mayor Breed, Supervisors, Dr. Imbert, All

Media is copied on this email.

Yesterday, Director Tony Chase violated my civil right to copies of my case record at Bayshore by denying me that copy. The same copy I have requested, but been denied now for three weeks.

The CCSF / DPH / Five Keys / Tony Chase / SF Sheriff's Dept are in violation of the following:

Cal Con Article 1 Section 7

(a) A person may not be deprived of life, liberty, or property without due process of law or denied equal protection of the laws;

CCSF / DPW / HOTTEAM / Five Keys / Tony Chase are in violation of the following:

Article 1 Section 1

All people are by nature free and independent and have inalienable rights. Among these are enjoying and defending life and liberty, acquiring, possessing, and protecting property, and pursuing and obtaining safety, happiness, and privacy.

I allege that there isn't a case file for me here at Five Keys, because if they started one and continued to add to it, Director Chase, Five Keys, CCSF, DPH, Charles would be accountable for tracking me and my care.

That's just a start of what I can bring into a lawsuit against all contracted government actors in these violations I allege. We all deserve and have rights to safety, to being kept from harm, to follow mandates and not be harassed when we question, when we report abuses, or when we know our rights are being violated.

All here, I am not alone here. It's everyone in this shelter, everyone in every congregate shelter run by dictators who deny care.

Calvin Curtiss the victim of sexual harassment here, has yet to hear a word or have a check in by Director Tony Chase about what transpired between his concerns of sexual harassment. And Mr. Curtiss told me that he heard that his aggressor was just sent home.

If you think that Mr. Curtiss has a case file in it with that grievance, Please have Tony Chase and his aligned Case Workers here prove that and moreso, prove that he's received after care.

Mr. Curtiss has been here for months now, and it was me, NOT HIS CASE WORKER, that helped him sign up for General Assistance the other day.

I have continually stated and requested a mental health care provider SINCE I WAS TRANSFERRED INTO HERE 4 MONTHS AGO.

Everyone here must be transferred into safe, SIP environments where their civil rights cannot be violated or their "CARE" be treated by a dictatorship.

Human lives are in grave danger here at Bayshore Navigation due to the lack of care, negligence in mitigation, and civil rights violations.

**From:** [Shad Fenton](#)  
**To:** [tonyc@fivekeys.org](mailto:tonyc@fivekeys.org)  
**Cc:** [Board of Supervisors \(BOS\)](#); [Brian Edwards: Cityattorney](#); [Fewer, Sandra \(BOS\)](#); [Graff, Amy](#); [Haney, Matt \(BOS\)](#); [John Warner: MandelmanStaff \(BOS\)](#); [Mar, Gordon \(BOS\)](#); [Breed, Mayor London \(MYR\)](#); [Peskin, Aaron \(BOS\)](#); [Boston, Dean \(BOS\)](#); [Bonen, Hillary: ROTHSCCHILD, MATTHEW \(CAT\)](#); [Safai, Ansha \(BOS\)](#); [Stefani, Catherine \(BOS\)](#); [Walton, Shamann \(BOS\)](#); [Administrator, City \(ADM\)](#); [Imbert, Elizabeth \(UCSF\)](#); [info@cityattorney.org](mailto:info@cityattorney.org); [james.queally@latimes.com](mailto:james.queally@latimes.com); [Carroll, John \(BOS\)](#)  
**Subject:** Re: Request for community meeting RE: When the heating is going to be fixed.  
**Date:** Tuesday, February 9, 2021 3:06:07 PM

This message is from outside the City email system. Do not open links or attachments from untrusted sources.

Mr. Chase,  
This should not be confusing whatsoever.  
You have violated my civil right to gain access to my case file that should have just been an easy yes, here you go, no problem.  
You targeted me for harassment which has been ongoing since I reported, and I've documented that.  
I've brought in EDC to handle this for me, and they are kind enough to do it.

And Mr. Chase, I do believe it is your job to address my concerns and complaints, AND TO DOCUMENT THEM IN MY FILE, with a reply or not. I include you for your record, for transparency and accountability.

On Tue, Feb 9, 2021 at 2:29 PM Tony Chase <[tonyc@fivekeys.org](mailto:tonyc@fivekeys.org)> wrote:

Mr Fenton,

Well this is confusing, you feel unsafe. You have been offered a transfer by HSH, but you don't want it. No reasoning with this, so please remove me from your vast email chain! I am not interested in your continued negative remarks about me and my staff!

Thank you,

On Sun, Feb 7, 2021 at 8:09 PM Shad Fenton <[shadfenton@gmail.com](mailto:shadfenton@gmail.com)> wrote:

All, I just sent Mr. Chase an email without including you all here.

**Shad Fenton <[shadfenton@gmail.com](mailto:shadfenton@gmail.com)>**

7:41 PM (25 minutes ago)

to Tony



EDC will take it from there. I don't believe I need to be involved in this transaction.



I do believe that EDC will take it from here. I do know that everything that's been documented while I have been a citizen here must be recorded with them, so that what has happened will not continue to happen to others ever again.

With that being said, my transfer request has stood in Mr. Chase's hands for many months now. My requests have never been about the heating. Although harassing, and a violation of standard care, and also a violation of working conditions, it's not the reason I've pleaded for a transfer.

I seek it solely based on safety. There is no safety here, not from Covid 19 in any variant. There is no safety from harassment, from being a target or from just being in someone's path that may wish to harm another. There is no vetting process, no mental health check in. No mental health provider on site to manage those that need them.

Citizens are free to come and go. To use drugs outside and bring that high back in with them.

I am not safe here, never have been. My dog is not safe here. NO one is safe here, especially with a director that in my view doesn't care about human safety or civil rights whatsoever. The forced herd immunity is documented.

On Sun, Feb 7, 2021 at 6:56 PM Tony Chase <[tonyc@fivekeys.org](mailto:tonyc@fivekeys.org)> wrote:

Hello Mr. Fenton,

The question was if you would be interested in the transfer that is being offered by HSH to address your complaints in regards to the heating in the dorm.

Regards,

Tony Chase

On Sun, Feb 7, 2021 at 6:22 PM Shad Fenton <[shadfenton@gmail.com](mailto:shadfenton@gmail.com)> wrote:

Mr. Chase,

As you are aware, I've brought in EDC to start the process of lawyering my case file from your office, since I was denied that from you. Ben from EDC informed me he had a conversation with you about that.

Also, please refrain from any and all possible misstatements in emails. I did not yell at your staff nor did I yell at you. I raised the question about my sleeping bag to you directly because your staff member had just told me that rule had JUST BEEN IMPLEMENTED MOMENTS BEFORE I WALKED INTO THE CENTER. She had to check with a supervisor and have the supervisor come into the offices and tell me. Then, she had to confirm with you while you were in your office, where I questioned you directly. And Mr. Chase, your words were (if you already had it in here, then it's ok.) which contradicts your rule entirely.

You made that rule up at the time when you saw me because you knew that I used my sleeping bag to keep me and my dog warm and undercover.

Everything's documented Mr. Chase, this is an investigation into Five Keys, CCSF, DPH, Forced Herd Immunity, Gross Negligence in Mitigation, Harassment, Abuse and Violations of Civil Rights, and of course Corruption, amongst others I assume.

You're also putting your staff in very awkward positions when it comes to you targeting me or anyone else for harassment. I've waited months and tried not to involve them whatsoever due to most being victimized here as well, but when they intimidate and threaten lives here, it has to be recorded.



EDC will take it from there.

Justice.

On Sun, Feb 7, 2021 at 11:21 AM Tony Chase <[tonyc@fivekeys.org](mailto:tonyc@fivekeys.org)> wrote:  
Hello Mr Fenton,

I have been authorized to offer you another location due to the complaints about the lack of heat in the dorm. HSA facilities dept. has indicated that the parts needed to get more heat into the dorm are on order, but have been delayed due to the pandemic. We have offered extra blankets, brought in other heating sources, although we know that they are not adequate for such a large area. As far as the bedding goes, only new bedding is allowed into the facility due to possible infestations that could possibly be brought into the facility. The staff are going to continue following those guidelines. Once you yelled at the staff and at me, that you took your sleeping bag out to wash, you were then accommodated and that was resolved. I was handled correctly and professionally by the staff. That was explained to you, but you were not hearing any of that discussion. HSH is aware of our heating issues and we all are trying to accommodate those who are uncomfortable. HSH said that there is no choice on location, but you will be put where there is an open bed and more heat. This is the accommodation that HSH is offering to guests who are struggling with the issues of little heat. HSH also said that there will not be a choice on locations due to the limited bed space at other facilities. Please let me know if you are willing to accept a transfer, so we can expedite this in a timely manner. This should also give you the opportunity to be in a better environment since you have voiced a high number of complaints which have been very concerning, but your unwillingness to talk about them except by email is unfortunate. I still have an open door for conversation!

Thank you,

Tony Chase

On Sun, Feb 7, 2021 at 8:43 AM Shad Fenton <[shadfenton@gmail.com](mailto:shadfenton@gmail.com)> wrote:

Currently the temp outside is 50 degrees, which means the (fresh air) blowing in the dorm is also 50 degrees. It was 44 degrees last night. Five Keys Employee Eric stated to me yesterday he has to go into the laundry room which is the only place that heat is coming out the vents. He also confirmed that fresh air had to be blown in.

Employees and citizens here are suffering and have been without heat all winter. Civil rights of everyone working and living here have and are continued to be violated yet the City of San Francisco allows this to continue.

I have had to cover my entire body with my sleeping bag that's providing me a makeshift tent to continue to work, to continue to survive, to continue to be warm. My sleeping bag was the cause of an instant 'new rule' that no sleeping bags could be brought into the dorm when I took mine out to try to be laundered. Director Tony Chase sat in his office and made that new rule up when I was entering the dorm.

Harassment for reactions  
Civil Rights Violations  
Nepotism / Favoritism  
Forced unsuitable labor and living conditions  
Justice

If we don't start to care for each other, we will have nothing left to care for.

On Wed, Feb 3, 2021 at 5:11 PM Shad Fenton <[shadfenton@gmail.com](mailto:shadfenton@gmail.com)> wrote:  
Mr.Chase, All,

There is still NO HEATING IN THE DORM OR COMMON AREA WAREHOUSE. Mr. Chase your staff complained this morning how he had a space heater in front of him and he still was cold.

Constant cold ( OUTSIDE ) Air still blows directly at us day and night.

On Fri, Jan 29, 2021 at 4:48 PM Shad Fenton <[shadfenton@gmail.com](mailto:shadfenton@gmail.com)> wrote:

Mr. Chase,  
There has been no meeting, no word of one scheduled.  
Us "guests" are in need of explanations of the new rules that have been and are continued to be thrown out on a daily basis.

Also, may I please get a copy of ALL of Five Keys rules and regulations?

I have been denied the washing of my machine washable sleeping bag by the statement "it will break the washing machine"  
This morning, I took my sleeping bag out of the dorm to be washed ((due to covid concerns and my bed neighbors hygiene who had fleas, mites, and ticks that was rushed to the ER)) ONLY to return with a sudden NEW rule upon my entry with it, that NO sleeping bags could be brought in from outside and they had to be stored.

You retracted that after I knocked on your door and confronted you. Your staff told me that rule was "literally just enacted" as I walked back in.

Mr. Chase, you are solely responsible for the livelihoods of your staff, for their education, and their performances etc. Everyone is accountable for the words that are spoken, for enacting laws that are suddenly placed in, but I don't think it's just that we are held responsible if we break them if there is no written policy of that rule. If today's incident was to quarantine a sleeping bag, please have a suitable replacement for it.

Recently a citizen here was reprimanded and warned for not having her earbuds in while she was listening to her music. A supervisor was brought in and she was escorted out of the kitchen. YET your staff, and privileged others can play their music through their speakers. Does that seem just to you?

You should also make staff aware that this is an investigation into civil rights violations. And at any time, they have the right to submit a tip with any leads they may have about their experiences here while under your direction and under the employment of Five Keys. That tip can go directly to the FBI who are handling such. <https://www.fbi.gov/tips>

On Mon, Jan 25, 2021 at 11:08 AM Shad Fenton <[shadfenton@gmail.com](mailto:shadfenton@gmail.com)> wrote:  
Mr. Chase,

This is a written request for a meeting.

Members here need questions answered as to why cold air is constantly blowing in the dorm and community room.

Twice I have been told by staff that "they are working on getting it fixed" First statement was 2 months ago. Second statement was over a month ago.

There has been NO HEAT in the dorm this entire winter. Isn't a navigation center obligated to provide unsheltered lives with a reprieve from the freezing temperatures and weather outside?

Come in from the storm, get warm etc?

This morning, tensions are tight, and an altercation between two members broke out AGAIN.

--

 **TONY CHASE**  
DIRECTOR,  
BAYSHORE NAVIGATION CENTER  
D: 415.596.1475  
O: 415.920.8920  
F: 415.734.3314  
E: [tonyc@fivekeys.org](mailto:tonyc@fivekeys.org)  
A: [5125 Bayshore Blvd., San Francisco, CA 94124](#)  
W: [www.fivekeys.org](http://www.fivekeys.org)

--

 **TONY CHASE**  
DIRECTOR,  
BAYSHORE NAVIGATION CENTER  
D: 415.596.1475  
O: 415.920.8920  
F: 415.734.3314  
E: [tonyc@fivekeys.org](mailto:tonyc@fivekeys.org)  
A: 5125 Bayshore Blvd., San Francisco, CA 94124  
W: [www.fivekeys.org](http://www.fivekeys.org)

--

 **TONY CHASE**  
DIRECTOR,  
BAYSHORE NAVIGATION CENTER  
D: 415.596.1475  
O: 415.920.8920  
F: 415.734.3314  
E: [tonyc@fivekeys.org](mailto:tonyc@fivekeys.org)  
A: 5125 Bayshore Blvd., San Francisco, CA 94124  
W: [www.fivekeys.org](http://www.fivekeys.org)

**From:** [Shad Fenton](mailto:Shad.Fenton@cityofsanfrancisco.org)  
**To:** [tonyc@fivekeys.org](mailto:tonyc@fivekeys.org)  
**Cc:** [Board of Supervisors \(BOS\)](#); [Brian Edwards: Cityattorney](#); [Fewer, Sandra \(BOS\)](#); [Graff, Amy](#); [Haney, Matt \(BOS\)](#); [John Warner: MandelmanStaff \(BOS\)](#); [Mar, Gordon \(BOS\)](#); [Breed, Mayor London \(MYR\)](#); [Paskin, Aaron \(BOS\)](#); [Preston, Dean \(BOS\)](#); [Rosen, Hillary: ROTHSCHILD, MATTHEW \(CAT\)](#); [Safai, Ahsa \(BOS\)](#); [Stefani, Catherine \(BOS\)](#); [Walton, Shamann \(BOS\)](#); [Administrator, City \(ADM\)](#); [Imbert, Elizabeth \(UCSF\)](#); [info@cityattorney.org](mailto:info@cityattorney.org); [james.quesaly@latimes.com](mailto:james.quesaly@latimes.com); [Carroll, John \(BOS\)](#)  
**Subject:** Re: Request for community meeting RE: When the heating is going to be fixed.  
**Date:** Tuesday, February 9, 2021 3:24:25 PM

This message is from outside the City email system. Do not open links or attachments from untrusted sources.

#### ADDITIONAL STATEMENT:

Mr. Chase has stated this falsely TWICE in the same email reply. "You have been offered a transfer by HSH, but you don't want it"

It is false because I have yet to state anything about the transfer offer to him. I simply brought in EDC to help handle it for me.

On Tue, Feb 9, 2021 at 3:04 PM Shad Fenton <[shadfenton@gmail.com](mailto:shadfenton@gmail.com)> wrote:

Mr. Chase,

This should not be confusing whatsoever.

You have violated my civil right to gain access to my case file that should have just been an easy yes, here you go, no problem.

You targeted me for harassment which has been ongoing since I reported, and I've documented that.

I've brought in EDC to handle this for me, and they are kind enough to do it.

And Mr. Chase, I do believe it is your job to address my concerns and complaints, AND TO DOCUMENT THEM IN MY FILE, with a reply or not. I include you for your record, for transparency and accountability.

On Tue, Feb 9, 2021 at 2:29 PM Tony Chase <[tonyc@fivekeys.org](mailto:tonyc@fivekeys.org)> wrote:

Mr Fenton,

Well this is confusing, you feel unsafe. You have been offered a transfer by HSH, but you don't want it. No reasoning with this, so please remove me from your vast email chain! I am not interested in your continued negative remarks about me and my staff!

Thank you,

On Sun, Feb 7, 2021 at 8:09 PM Shad Fenton <[shadfenton@gmail.com](mailto:shadfenton@gmail.com)> wrote:

All, I just sent Mr. Chase an email without including you all here.

**Shad Fenton** <[shadfenton@gmail.com](mailto:shadfenton@gmail.com)>

7:41 PM (25 minutes ago)

to Tony



EDC will take it from there. I don't believe I need to be involved in this transaction.



I do believe that EDC will take it from here. I do know that everything that's been documented while I have been a citizen here must be recorded with them, so that what has happened will not continue to happen to others ever again.

With that being said, my transfer request has stood in Mr. Chase's hands for many months now. My requests have never been about the heating. Although harassing, and a violation of standard care, and also a violation of working conditions, it's not the reason I've pleaded for a transfer.

I seek it solely based on safety. There is no safety here, not from Covid 19 in any variant. There is no safety from harassment, from being a target or from just being in someone's path that may wish to harm another. There is no vetting process, no mental health check in. No mental health provider on site to manage those that need them.

Citizens are free to come and go. To use drugs outside and bring that high back in with them.

I am not safe here, never have been. My dog is not safe here. NO one is safe here, especially with a director that in my view doesn't care about human safety or civil rights whatsoever. The forced herd immunity is documented.

On Sun, Feb 7, 2021 at 6:56 PM Tony Chase <[tonyc@fivekeys.org](mailto:tonyc@fivekeys.org)> wrote:

Hello Mr. Fenton,

The question was if you would be interested in the transfer that is being offered by HSH to address your complaints in regards to the heating in the dorm.

Regards,

Tony Chase

On Sun, Feb 7, 2021 at 6:22 PM Shad Fenton <[shadfenton@gmail.com](mailto:shadfenton@gmail.com)> wrote:

Mr. Chase,

As you are aware, I've brought in EDC to start the process of lawyering my case file from your office, since I was denied that from you. Ben from EDC informed me he had a conversation with you about that.

Also, please refrain from any and all possible misstatements in emails. I did not yell at your staff nor did I yell at you. I raised the question about my sleeping bag to you directly because your staff member had just told me that rule had JUST BEEN IMPLEMENTED MOMENTS BEFORE I WALKED INTO THE CENTER. She had to check with a supervisor and have the supervisor come into the offices and tell me. Then, she had to confirm with you while you were in your office, where I questioned you directly. And Mr. Chase, your words were (if you already had it in here, then it's ok.) which contradicts your rule entirely.

You made that rule up at the time when you saw me because you knew that I used my sleeping bag to keep me and my dog warm and undercover.

Everything's documented Mr. Chase, this is an investigation into Five Keys, CCSF, DPH, Forced Herd Immunity, Gross Negligence in Mitigation, Harassment,

Abuse and Violations of Civil Rights, and of course Corruption, amongst others I assume.

You're also putting your staff in very awkward positions when it comes to you targeting me or anyone else for harassment. I've waited months and tried not to involve them whatsoever due to most being victimized here as well, but when they intimidate and threaten lives here, it has to be recorded.

EDC will take it from there.

Justice.

On Sun, Feb 7, 2021 at 11:21 AM Tony Chase <[tonyc@fivekeys.org](mailto:tonyc@fivekeys.org)> wrote:

Hello Mr Fenton,

I have been authorized to offer you another location due to the complaints about the lack of heat in the dorm. HSA facilities dept. has indicated that the parts needed to get more heat into the dorm are on order, but have been delayed due to the pandemic. We have offered extra blankets, brought in other heating sources, although we know that they are not adequate for such a large area. As far as the bedding goes, only new bedding is allowed into the facility due to possible infestations that could possibly be brought into the facility. The staff are going to continue following those guidelines. Once you yelled at the staff and at me, that you took your sleeping bag out to wash, you were then accommodated and that was resolved. I was handled correctly and professionally by the staff. That was explained to you, but you were not hearing any of that discussion.

HSH is aware of our heating issues and we all are trying to accommodate those who are uncomfortable. HSH said that there is no choice on location, but you will be put where there is an open bed and more heat. This is the accommodation that HSH is offering to guests who are struggling with the issues of little heat. HSH also said that there will not be a choice on locations due to the limited bed space at other facilities. Please let me know if you are willing to accept a transfer, so we can expedite this in a timely manner. This should also give you the opportunity to be in a better environment since you have voiced a high number of complaints which have been very concerning, but your unwillingness to talk about them except by email is unfortunate. I still have an open door for conversation!

Thank you,

Tony Chase

On Sun, Feb 7, 2021 at 8:43 AM Shad Fenton <[shadfenton@gmail.com](mailto:shadfenton@gmail.com)> wrote:

Currently the temp outside is 50 degrees, which means the (fresh air) blowing in the dorm is also 50 degrees. It was 44 degrees last night. Five Keys Employee Eric stated to me yesterday he has to go into the laundry room which is the only place that heat is coming out the vents. He also confirmed that fresh air had to be blown in.

Employees and citizens here are suffering and have been without heat all winter. Civil rights of everyone working and living here have and are continued to be violated yet the City of San Francisco allows this to continue.

I have had to cover my entire body with my sleeping bag that's providing me a makeshift tent to continue to work, to continue to survive, to continue to be warm. My sleeping bag was the cause of an instant 'new rule' that no sleeping bags could be brought into the dorm when I took mine out to try to be laundered. Director Tony Chase sat in his office and made that new rule up when I was entering the dorm.

Harassment for reactions  
Civil Rights Violations  
Nepotism / Favoritism  
Forced unsuitable labor and living conditions  
Justice

If we don't start to care for each other, we will have nothing left to care for.

On Wed, Feb 3, 2021 at 5:11 PM Shad Fenton <[shadfenton@gmail.com](mailto:shadfenton@gmail.com)> wrote:

Mr.Chase, All,

There is still NO HEATING IN THE DORM OR COMMON AREA WAREHOUSE. Mr. Chase your staff complained this morning how he had a space heater in front of him and he still was cold.

Constant cold ( OUTSIDE ) Air still blows directly at us day and night.

On Fri, Jan 29, 2021 at 4:48 PM Shad Fenton <[shadfenton@gmail.com](mailto:shadfenton@gmail.com)> wrote:

Mr. Chase,

There has been no meeting, no word of one scheduled.

Us "guests" are in need of explanations of the new rules that have been and are continued to be thrown out on a daily basis.

Also, may I please get a copy of ALL of Five Keys rules and regulations?

I have been denied the washing of my machine washable sleeping bag by the statement "it will break the washing machine"

This morning, I took my sleeping bag out of the dorm to be washed ((due to covid concerns and my bed neighbors hygiene who had fleas, mites, and ticks that was rushed to the ER)) ONLY to return with a sudden NEW rule upon my entry with it, that NO sleeping bags could be brought in from outside and they had to be stored.

You retracted that after I knocked on your door and confronted you. Your staff told me that rule was "literally just enacted" as I walked back in.

Mr. Chase, you are solely responsible for the livelihoods of your staff, for their education, and their performances etc. Everyone is accountable for the words that are spoken, for enacting laws that are suddenly placed in, but I don't think it's just that we are held responsible if we break them if there is no written policy of that rule. If today's incident was to quarantine a sleeping bag, please have a suitable replacement for it.

Recently a citizen here was reprimanded and warned for not having her earbuds in while she was listening to her music. A supervisor was brought in and she was escorted out of the kitchen. YET your staff, and privileged others can play their music through their speakers. Does that seem just to you?

You should also make staff aware that this is an investigation into civil rights violations. And at any time, they have the right to submit a tip with any leads they may have about their experiences here while under your direction and under the employment of Five Keys. That tip can go directly to the FBI who are handling such. <https://www.fbi.gov/tips>

On Mon, Jan 25, 2021 at 11:08 AM Shad Fenton <[shadfenton@gmail.com](mailto:shadfenton@gmail.com)> wrote:

Mr. Chase,

This is a written request for a meeting.

Members here need questions answered as to why cold air is constantly blowing in the dorm and community room.

Twice I have been told by staff that "they are working on getting it fixed" First statement was 2 months ago. Second statement was over a month ago.

There has been NO HEAT in the dorm this entire winter. Isn't a navigation center obligated to provide unsheltered lives with a reprieve from the freezing temperatures and weather outside?

Come in from the storm, get warm etc?

This morning, tensions are tight, and an altercation between two members broke out AGAIN.

--



TONY CHASE

DIRECTOR,  
BAYSHORE NAVIGATION CENTER  
D: 415.596.1475  
O: 415.920.8920  
F: 415.734.3314  
E: [tonyc@fivekeys.org](mailto:tonyc@fivekeys.org)  
A: [5125 Bayshore Blvd., San Francisco, CA 94124](#)  
W: [www.fivekeys.org](http://www.fivekeys.org)

--



TONY CHASE

DIRECTOR,  
BAYSHORE NAVIGATION CENTER  
D: 415.596.1475  
O: 415.920.8920  
F: 415.734.3314  
E: [tonyc@fivekeys.org](mailto:tonyc@fivekeys.org)  
A: 5125 Bayshore Blvd., San Francisco, CA 94124  
W: [www.fivekeys.org](http://www.fivekeys.org)

--



TONY CHASE

DIRECTOR,  
BAYSHORE NAVIGATION CENTER  
D: 415.596.1475  
O: 415.920.8920  
F: 415.734.3314  
E: [tonyc@fivekeys.org](mailto:tonyc@fivekeys.org)  
A: 5125 Bayshore Blvd., San Francisco, CA 94124  
W: [www.fivekeys.org](http://www.fivekeys.org)

**From:** [Shad Fenton](#)  
**To:** [Board of Supervisors, \(BOS\)](#); [Brian Edwards](#); [Cityattorney](#); [Fewer, Sandra \(BOS\)](#); [Graff, Amy](#); [Haney, Matt \(BOS\)](#); [John Warner](#); [MandelmanStaff, \(BOS\)](#); [Mar, Gordon \(BOS\)](#); [Breed, Mayor London \(MYR\)](#); [Peskin, Aaron \(BOS\)](#); [Preston, Dean \(BOS\)](#); [Ronen, Hillary](#); [ROTHSCHILD, MATTHEW \(CAT\)](#); [Safai, Ahsha \(BOS\)](#); [Stefani, Catherine \(BOS\)](#); [Walton, Shamann \(BOS\)](#); [Administrator, City \(ADM\)](#); [Imbert, Elizabeth \(UCSF\)](#); [info@sfcityattorney.org](#); [james.queally@latimes.com](#); [Carroll, John \(BOS\)](#); [Marie Crinnion](#); [Ben Baczowski](#); [hello@codetenderloin.com](#)  
**Subject:** Violations of Due Process for political gain that turn criminal when human lives are at risk.  
**Date:** Wednesday, February 10, 2021 10:21:52 AM

---

This message is from outside the City email system. Do not open links or attachments from untrusted sources.

All,

Today, I've brought in a couple of others that I've had contact with on this hellish journey for justice.

Yesterday, a bit more came clear on why my case record here at Bayshore has been refused, and it's the same reason that an investigation couldn't be started for me in Palm Springs.

The Cities do not want any documentation or record of what's transpired, because if a paper trail starts, actions would have to start, and that brings accountability which brings liability.

I'm an educated, driven business man. Not addicted to anything, except maybe the justice I seek, and before I close the case on this experience at Bayshore, I want everyone here to acknowledge all of the other victims that have fallen to the big lie of caring for the homeless, but have instead been forced out back onto the streets solely due to that lie.

The system here is corrupt. It's privileged and it's criminal. When human lives are not awarded due process, when a crime of sexual harassment is not documented, and that citizen is asked to have a "sit down conversation with the man he's accusing" when mitigation is not awarded to infect, that's all criminal.

I've watched these young, vulnerable employees turn aggravator, turn harasser, turn against care and embrace it.

Violating Due Process for political gain

Corruption

Where's my case file from Bayshore Navigation Center that has the same documentation in it that matches all of the complaints I've filed in these emails?

Civil Right violations to privilege parolees into permanent housing.

Please All:

Do not back down on change. Do not back down on accountability, and realign SF Civil Rights with the US Constitution and allow them for all citizens.

Sincerely, Homeless Citizen of San Francisco Shad

**From:** [Shad Fenton](#)  
**To:** [Board of Supervisors, \(BOS\)](#); [Brian Edwards](#); [Cityattorney](#); [Fewer, Sandra \(BOS\)](#); [Graff, Amy](#); [Haney, Matt \(BOS\)](#); [John Warner](#); [MandelmanStaff, \(BOS\)](#); [Mar, Gordon \(BOS\)](#); [Breed, Mayor London \(MYR\)](#); [Peskin, Aaron \(BOS\)](#); [Preston, Dean \(BOS\)](#); [Ronen, Hillary](#); [ROTHSCHILD, MATTHEW \(CAT\)](#); [Safai, Ahsha \(BOS\)](#); [Stefani, Catherine \(BOS\)](#); [Walton, Shamann \(BOS\)](#); [Administrator, City \(ADM\)](#); [Imbert, Elizabeth \(UCSF\)](#); [info@sfcityattorney.org](#); [james.queally@latimes.com](#); [Carroll, John \(BOS\)](#); [Marie Crinnion](#); [Ben Baczowski](#)  
**Subject:** Re: Violations of Due Process for political gain that turn criminal when human lives are at risk.  
**Date:** Friday, February 12, 2021 9:45:30 AM

---

This message is from outside the City email system. Do not open links or attachments from untrusted sources.

## UPDATE on Bayshore

This morning I was told by Five Keys staff, Ken my bed neighbor has once again brought in bugs. They said bed bugs. We are all wondering where he goes and gets them.

In regards to my transfer, I hope it happens today. I hope and wish that all that want to transfer are able to do so.

I also feel that having been pushed back to take Director Tony Chase's offer means one of two things:

That I am to take his transfer to see where it takes me, if it's more harassment and more suffering in store for me

or

That this has gotten too out of hand, too political and that I am once again forced to leave on my own.

I guess I'll know that answer by the end of today.

I need to express to everyone here that I did not come into SF to discover this. I came here seeking safety from a corrupt city manager, his chief of police and their aligned partners who harassed me out of PS.

It has never been my intent to sue the city or hold anyone accountable. That's not my job, my job is selling really amazing designs and supporting the talent behind them, and the reward is hopefully making the buyers happy.

There are two people that I know of that have advocated for me and I am forever grateful, Marie, and Ben, thank you. Marie you are a light in a very dark tunnel.

I hope that what I've sent, what I've documented, gets used to better the process when it comes to a new migrant arriving to the city seeking a fresh start. I hope that Five Keys never gets another contract to run a shelter and Mr. Chase never has employment overseeing any community members. What he's done is criminal and he must be accountable. I hope that fraud investigations and accountability against those that do become a mandatory priority for this government.

This city still has a new community member of it, that came to SF seeking support and acceptance, was placed into a shelter with the notion of safety and help, but instead was sexually harassed, and yet when he had the courage to report it, was threatened with appearing

before the man he accused and that suggestion, that three way pow wow, was suggested by Mr. Chase. He is also suffering here.

Closing, I have never had any intention other than seeking justice and safety first for myself, but then I switched it to all those affected by corruption, and that, I guess, led me here.

I'm just a gay 52 year old designer that seeks community and happiness. I hope that comes back to me sooner than later.

I hope this is my last email about any of this. I thank you all for your time and your support. My story will come forward one day and I pray that by the time I start to tell it, I'll have seen some amazing changes.

On Wed, Feb 10, 2021 at 10:20 AM Shad Fenton <[shadfenton@gmail.com](mailto:shadfenton@gmail.com)> wrote:

All,

Today, I've brought in a couple of others that I've had contact with on this hellish journey for justice.

Yesterday, a bit more came clear on why my case record here at Bayshore has been refused, and it's the same reason that an investigation couldn't be started for me in Palm Springs.

The Cities do not want any documentation or record of what's transpired, because if a paper trail starts, actions would have to start, and that brings accountability which brings liability.

I'm an educated, driven business man. Not addicted to anything, except maybe the justice I seek, and before I close the case on this experience at Bayshore, I want everyone here to acknowledge all of the other victims that have fallen to the big lie of caring for the homeless, but have instead been forced out back onto the streets solely due to that lie.

The system here is corrupt. It's privileged and it's criminal. When human lives are not awarded due process, when a crime of sexual harassment is not documented, and that citizen is asked to have a "sit down conversation with the man he's accusing" when mitigation is not awarded to infect, that's all criminal.

I've watched these young, vulnerable employees turn aggravator, turn harasser, turn against care and embrace it.

Violating Due Process for political gain

Corruption

Where's my case file from Bayshore Navigation Center that has the same documentation in it that matches all of the complaints I've filed in these emails?

Civil Right violations to privilege parolees into permanent housing.

Please All:



Do not back down on change. Do not back down on accountability, and realign SF Civil Rights with the US Constitution and allow them for all citizens.

Sincerely, Homeless Citizen of San Francisco Shad

**From:** [Shad Fenton](#)  
**To:** [Board of Supervisors, \(BOS\)](#); [Brian Edwards](#); [Cityattorney](#); [Fewer, Sandra \(BOS\)](#); [Graff, Amy](#); [Haney, Matt \(BOS\)](#); [John Warner](#); [MandelmanStaff, \(BOS\)](#); [Mar, Gordon \(BOS\)](#); [Breed, Mayor London \(MYR\)](#); [Peskin, Aaron \(BOS\)](#); [Preston, Dean \(BOS\)](#); [Ronen, Hillary](#); [ROTHSCHILD, MATTHEW \(CAT\)](#); [Safai, Ahsha \(BOS\)](#); [Stefani, Catherine \(BOS\)](#); [Walton, Shamann \(BOS\)](#); [Administrator, City \(ADM\)](#); [Imbert, Elizabeth \(UCSF\)](#); [info@sfcityattorney.org](#); [james.queally@latimes.com](#); [Carroll, John \(BOS\)](#); [Marie Crinnion](#); [Ben Baczowski](#)  
**Subject:** Re: Violations of Due Process for political gain that turn criminal when human lives are at risk.  
**Date:** Friday, February 12, 2021 11:44:23 AM

---

This message is from outside the City email system. Do not open links or attachments from untrusted sources.

Guess I need to send another email.

Charles, my "case worker" came to me right after I sent the one above. He told me that he had no idea of Mr. Chase's offer to transfer any member here that has an issue with the heat. Said "no one tells me anything". That should be documented.

Also, there are staff members walking around in hazmat suits due to the bed bugs , but yet they don't walk around in them when a deadly positive case gets discovered here. Bed bugs seem to be the bigger hazard to humans.

On Fri, Feb 12, 2021 at 9:44 AM Shad Fenton <[shadfenton@gmail.com](mailto:shadfenton@gmail.com)> wrote:

UPDATE on Bayshore

This morning I was told by Five Keys staff, Ken my bed neighbor has once again brought in bugs. They said bed bugs. We are all wondering where he goes and gets them.

In regards to my transfer, I hope it happens today. I hope and wish that all that want to transfer are able to do so.

I also feel that having been pushed back to take Director Tony Chase's offer means one of two things:

That I am to take his transfer to see where it takes me, if it's more harassment and more suffering in store for me

or

That this has gotten too out of hand, too political and that I am once again forced to leave on my own.

I guess I'll know that answer by the end of today.

I need to express to everyone here that I did not come into SF to discover this. I came here seeking safety from a corrupt city manager, his chief of police and their aligned partners who harassed me out of PS.

It has never been my intent to sue the city or hold anyone accountable. That's not my job, my job is selling really amazing designs and supporting the talent behind them, and the reward is hopefully making the buyers happy.

There are two people that I know of that have advocated for me and I am forever grateful, Marie, and Ben, thank you. Marie you are a light in a very dark tunnel.

I hope that what I've sent, what I've documented, gets used to better the process when it comes to a new migrant arriving to the city seeking a fresh start. I hope that Five Keys never gets another contract to run a shelter and Mr. Chase never has employment overseeing any community members. What he's done is criminal and he must be accountable. I hope that fraud investigations and accountability against those that do become a mandatory priority for this government.

This city still has a new community member of it, that came to SF seeking support and acceptance, was placed into a shelter with the notion of safety and help, but instead was sexually harassed, and yet when he had the courage to report it, was threatened with appearing before the man he accused and that suggestion, that three way pow wow, was suggested by Mr. Chase. He is also suffering here.

Closing, I have never had any intention other than seeking justice and safety first for myself, but then I switched it to all those affected by corruption, and that, I guess, led me here.

I'm just a gay 52 year old designer that seeks community and happiness. I hope that comes back to me sooner than later.

I hope this is my last email about any of this. I thank you all for your time and your support. My story will come forward one day and I pray that by the time I start to tell it, I'll have seen some amazing changes.

On Wed, Feb 10, 2021 at 10:20 AM Shad Fenton <[shadfenton@gmail.com](mailto:shadfenton@gmail.com)> wrote:

All,

Today, I've brought in a couple of others that I've had contact with on this hellish journey for justice.

Yesterday, a bit more came clear on why my case record here at Bayshore has been refused, and it's the same reason that an investigation couldn't be started for me in Palm Springs.

The Cities do not want any documentation or record of what's transpired, because if a paper trail starts, actions would have to start, and that brings accountability which brings liability.

I'm an educated, driven business man. Not addicted to anything, except maybe the justice I seek, and before I close the case on this experience at Bayshore, I want everyone here to acknowledge all of the other victims that have fallen to the big lie of caring for the homeless, but have instead been forced out back onto the streets solely due to that lie.

The system here is corrupt. It's privileged and it's criminal. When human lives are not awarded due process, when a crime of sexual harassment is not documented, and that citizen is asked to have a "sit down conversation with the man he's accusing" when mitigation is not awarded to infect, that's all criminal.

I've watched these young, vulnerable employees turn aggravator, turn harasser, turn against care and embrace it.

Violating Due Process for political gain

Corruption

Where's my case file from Bayshore Navigation Center that has the same documentation in it that matches all of the complaints I've filed in these emails?

Civil Right violations to privilege parolees into permanent housing.

Please All:

Do not back down on change. Do not back down on accountability, and realign SF Civil Rights with the US Constitution and allow them for all citizens.

Sincerely, Homeless Citizen of San Francisco Shad

**From:** [Shad Fenton](#)  
**To:** [Board of Supervisors \(BOS\)](#); [Brian Edwards](#); [Cityattorney](#); [Fewer, Sandra \(BOS\)](#); [Graff, Amy](#); [Haney, Matt \(BOS\)](#); [John Warner](#); [MandelmanStaff \(BOS\)](#); [Mar, Gordon \(BOS\)](#); [Breed, Mayor London \(MYR\)](#); [Peskin, Aaron \(BOS\)](#); [Preston, Dean \(BOS\)](#); [Ronen, Hillary](#); [ROTHSCHILD, MATTHEW \(CAT\)](#); [Safai, Ahsha \(BOS\)](#); [Stefani, Catherine \(BOS\)](#); [Walton, Shamann \(BOS\)](#); [Administrator, City \(ADM\)](#); [Imbert, Elizabeth \(UCSF\)](#); [info@sfcityattorney.org](#); [james.queally@latimes.com](#); [Carroll, John \(BOS\)](#); [Marie Crinnion](#); [Ben Baczowski](#)  
**Subject:** \$20 million for Bayview Navigation Center on leased land with operating costs of 6.1 M.  
**Date:** Sunday, February 14, 2021 3:57:55 PM

---

This message is from outside the City email system. Do not open links or attachments from untrusted sources.

<https://sfmayor.org/article/mayor-london-breed-tours-brand-new-203-bed-safe-navigation-center-bayview>.

Having Bayview HP Foundation run this shelter.

Please recall, two Bayview HP employees, Charles and Aisha (his superior) denied me my case file with false statements. They lied.

Please recall, Five Keys and DPH is under investigation for Civil Rights Violations of due process of harassment, and the largest.. forced herd immunity by NOT installing proper standard mitigation techniques from the beginning.

Ironically, the only proof needed to confirm that allegation is leaving this shelter up and running. But of course there's these facts  
there was barely any mitigation when I arrived,  
the constant fresh air being blown at our bodies,  
the fresh air vents disengaged, and one cough could be spread throughout the entire dorm in a matter of minutes with that forced fresh air, spreading it onto every surface and sticking it there, keeping it alive with the appropriate temperature ( under 60 )  
The lack of a hand dryer, the lack of soap in the hand washing stations. The fact that Five Keys took away hygiene kits. One employee stating that razors weren't available because they can be used as a weapon. It just doesn't end here.

How are the taxpayers going to trust their 27M investment into a new shelter when this comes forward?

How are they going to trust any politician here with their civil rights when it comes forward the City of San Francisco learned about civil rights being violated against the most vulnerable people in the city and they continued to let it happen, let more harassment to occur, AND decided to outsource to another agency their new 27M dollar dream Navigation Center?

There has never been the amount of care here needed to protect, teach and service some very vulnerable special needs citizens. Instead, the City partnered with Five Keys who directed staff that they are wardens seeing over prisoners. These employees are also victims to this Director's criminal behavior.

If the City doesn't address the core needs of the homeless, ie, drug addiction, mental health and instead places another very expensive bandaid and states it's all for caring, then it's all

fraud and it's all for political gain.

DPW ran the 20M investment? Might want to check the numbers of how much that should have cost, considering the corruption investigation right now.

I am no longer going to be here, policing when victims get abused. When they get evicted because it's too expensive to provide them services, but I've got my story, you've all got it in your inboxes. I hope you at least skim over them and get something from them on what you can do to effect change.

Number one, it's survival from the minute I became homeless, and a big part of it was trying to avoid getting harassed, so when I'm constantly trying to dodge that, how can I ever feel safe.

I've discovered homeless funds are the easiest to corrupt, and also that many many agencies latch on to the cause just so they can get and retain funding.

How many trained Health Care workers salaries can be covered by 27 million dollars? How many lives can be cared for and saved with those workers in place?

There is a new meth encampment right down the street. Until those people's needs are addressed, we will always have suffering.

Please stop the fraud of care.

**From:** [Shad Fenton](#)  
**To:** [Board of Supervisors, \(BOS\)](#); [Brian Edwards](#); [Cityattorney](#); [Fewer, Sandra \(BOS\)](#); [Graff, Amy](#); [Haney, Matt \(BOS\)](#); [John Warner](#); [MandelmanStaff, \(BOS\)](#); [Mar, Gordon \(BOS\)](#); [Breed, Mayor London \(MYR\)](#); [Peskin, Aaron \(BOS\)](#); [Preston, Dean \(BOS\)](#); [Ronen, Hillary](#); [ROTHSCHILD, MATTHEW \(CAT\)](#); [Safai, Ahsha \(BOS\)](#); [Stefani, Catherine \(BOS\)](#); [Walton, Shamann \(BOS\)](#); [Administrator, City \(ADM\)](#); [Imbert, Elizabeth \(UCSF\)](#); [info@sfcityattorney.org](#); [james.queally@latimes.com](#); [Carroll, John \(BOS\)](#); [Marie Crinnion](#); [Ben Baczowski](#)  
**Subject:** Re: \$20 million for Bayview Navigation Center on leased land with operating costs of 6.1 M.  
**Date:** Tuesday, February 16, 2021 10:17:37 AM

---

This message is from outside the City email system. Do not open links or attachments from untrusted sources.

Good Morning,

I've read enough about homelessness, about how SF Mayors from the past have tried to work with it. I can tell you all one thing I've learned from talking to this community, everyone wants a room, no one wants to be in a shelter.

I've sent emails about Bayshore, that many don't sleep here. It's a place to store items, maybe take a shower, eat, and go. Drug use happens offsite and on. Overdoses happen onsite. It will always happen unless there's actions taken against using. Unless people get the care they deserve to help them stop, until that happens, there will always be addiction, because being out here everyone needs to escape.

I am freaked by what I witnessed happening in the TL when I came back seeking help. Those images will haunt me for a long time.

The SIP Hotel workers stories are coming out. One is on the street sheet podcast. You might want to listen to it.

If you all want to truly help the homeless situation, stop managing it and start putting an end to it. Health over wealth. Open up rehabilitation centers, privilege healthcare workers instead of tech. Vaccinate the unhoused. Subsidized housing for health care workers could be a start. Mayor Breed stated she couldn't find staffing for the hotels.

A DPH nurse from the Travelodge told me after 30 years, she's leaving the city. Random conversation upon checking into a quarantined room, but that's what she wanted me to hear.

I will always believe when Tech was privileged with busses, we lost the city to them, and I am not alone in that.

<https://www.bbc.com/reel/playlist/why-equality-matters-now-more-than-ever?vpid=p091rr49>

Talk to as many unhoused on the streets as you can daily, listen to their needs, address them. You're all smart, this isn't new, and I never in my entire life thought that one day I would not only be homeless, but would become an advocate for us. I had to because in Palm Springs the only initiative I uncovered was the harassment, endangerment and negligence of care of unhoused citizens. Just 500 miles up the state, I witnessed and documented the same, but sneakier.

On Sun, Feb 14, 2021 at 3:57 PM Shad Fenton <[shadfenton@gmail.com](mailto:shadfenton@gmail.com)> wrote:  
<https://sfmayor.org/article/mayor-london-breed-tours-brand-new-203-bed-safe-navigation-center-bayview>.

Having Bayview HP Foundation run this shelter.

Please recall, two Bayview HP employees, Charles and Aisha (his superior) denied me my case file with false statements. They lied.

Please recall, Five Keys and DPH is under investigation for Civil Rights Violations of due process of harassment, and the largest.. forced herd immunity by NOT installing proper standard mitigation techniques from the beginning.

Ironically, the only proof needed to confirm that allegation is leaving this shelter up and running. But of course there's these facts  
there was barely any mitigation when I arrived,  
the constant fresh air being blown at our bodies,  
the fresh air vents disengaged, and one cough could be spread throughout the entire dorm in a matter of minutes with that forced fresh air, spreading it onto every surface and sticking it there, keeping it alive with the appropriate temperature ( under 60 )  
The lack of a hand dryer, the lack of soap in the hand washing stations. The fact that Five Keys took away hygiene kits. One employee stating that razors weren't available because they can be used as a weapon. It just doesn't end here.

How are the taxpayers going to trust their 27M investment into a new shelter when this comes forward?

How are they going to trust any politician here with their civil rights when it comes forward the City of San Francisco learned about civil rights being violated against the most vulnerable people in the city and they continued to let it happen, let more harassment to occur, AND decided to outsource to another agency their new 27M dollar dream Navigation Center?

There has never been the amount of care here needed to protect, teach and service some very vulnerable special needs citizens. Instead, the City partnered with Five Keys who directed staff that they are wardens seeing over prisoners. These employees are also victims to this Director's criminal behavior.

If the City doesn't address the core needs of the homeless, ie, drug addiction, mental health and instead places another very expensive bandaid and states it's all for caring, then it's all fraud and it's all for political gain.

DPW ran the 20M investment? Might want to check the numbers of how much that should have cost, considering the corruption investigation right now.

I am no longer going to be here, policing when victims get abused. When they get evicted because it's too expensive to provide them services, but I've got my story, you've all got it in your inboxes. I hope you at least skim over them and get something from them on what you can do to effect change.



Number one, it's survival from the minute I became homeless, and a big part of it was trying to avoid getting harassed, so when I'm constantly trying to dodge that, how can I ever feel safe.

I've discovered homeless funds are the easiest to corrupt, and also that many many agencies latch on to the cause just so they can get and retain funding.

How many trained Health Care workers salaries can be covered by 27 million dollars? How many lives can be cared for and saved with those workers in place?

There is a new meth encampment right down the street. Until those people's needs are addressed, we will always have suffering.

Please stop the fraud of care.

**From:** [Shad Fenton](#)  
**To:** [tonyc@fivekeys.org](mailto:tonyc@fivekeys.org); [Graff, Amy](#); [Peskin, Aaron \(BOS\)](#); [John Warner](#); [Safai, Ahsha \(BOS\)](#); [Stefani, Catherine \(BOS\)](#); [Preston, Dean \(BOS\)](#); [Mar, Gordon \(BOS\)](#); [Brian Edwards](#); [Ronen, Hillary](#); [MandelmanStaff, \[BOS\]](#); [Haney, Matt \(BOS\)](#); [Breed, Mayor London \(MYR\)](#); [Fewer, Sandra \(BOS\)](#); [Walton, Shamann \(BOS\)](#); [Board of Supervisors, \(BOS\)](#); [Cityattorney](#); [Carroll, John \(BOS\)](#); [Ben Baczkowski](#); [Marie Crinnion](#); [Administrator, City \(ADM\)](#)  
**Subject:** Re: DPH, CCSF NEW Shelter Document to sign away rights to permanent housing.  
**Date:** Tuesday, February 16, 2021 5:29:45 PM  
**Attachments:** [Housing rights taken away, 12152020.pdf](#)

---

This message is from outside the City email system. Do not open links or attachments from untrusted sources.

Here is the front page of the document that we were told was from the government and we needed to sign it.

Ben asked me for a copy. I have all the following pages as well. The first paragraph is the most important. Please understand, this document was given to us to take away our rights to permanent housing. It was not explained to me, it was forced onto me by two security staff members. The same occurred for others as well.

If a member here, i.e. one with special needs, one that is incapable of reading, signs that document, what would their rights be? Given everything else that has transpired here, it's very difficult to believe that it wouldn't be used as an escape for the City or Five Keys or Mr. Chase to actually follow through with the promise of once placed into this Bayshore Navigation Center it would lead us to permanent housing, guaranteed. Charles stated that to me when I first arrived.

If anyone wants to review the other documents I have them.  
If anyone wants to see the before mitigation photos or any other photos I've taken, I have them as well.

#### UPDATE:

There was a fight that broke out today in the courtyard.  
Fresh outside air is still blowing directly at us, leaving this dorm room just above the outside temperature.  
There continues to be no safety from Covid exposure, no safety from coughs or from beliefs that the virus exists.  
Having Presidents Day off yesterday was more important than Covid testing.

Today it was also explained to me that the Mayor's office was the one that closed down the Shelter Monitoring Committee at the beginning of the pandemic last year, and they JUST got back up and running.

The Mayor's office shut down the agency that would have reported on negligence of care, mitigation violations, and took everyone's complaints. How many lives were lost, abused, neglected in SIP or so called shelters during an entire year? How will we ever know?

On Tue, Dec 15, 2020 at 12:59 PM Shad Fenton <[shadfenton@gmail.com](mailto:shadfenton@gmail.com)> wrote:

Mr. Chase,

I am going to have the document looked over by community advocates and council before I sign.

Thank you.





## COVID-19 CONGREGATE SHELTER PROGRAM PROGRAM RULES AND ACKNOWLEDGMENT OF RECEIPT

The COVID-19 Alternative Housing System provides places for people to remain in place during the COVID-19 crisis. Every guest receiving temporary shelter at a COVID-19 Alternative Housing System site does so at the invitation of the City and County of San Francisco (CCSF). The Alternative Housing System does not provide permanent housing, and guests staying at a COVID-19 Alternative Housing System site do not have tenancy rights. Nonetheless, all guests are entitled to fair, respectful, and equitable treatment.

The program rules described below apply to guests staying at Congregate Shelter Program sites managed by the COVID-19 Command Center. The program rules are similar to the rules in CCSF's shelters and navigation centers. The rules have been adapted to support guests in meeting essential needs during the COVID-19 crisis.

The following rules may be modified by a San Francisco Department of Public Health directive with respect to emerging public health needs.

### PROGRAM RULES

#### I. RESPECTFUL INTERACTIONS WITH OTHERS

All guests are expected to behave respectfully when interacting with anyone at the site. Guests must refrain from all forms of harassment, abusive language, or lewd behavior when interacting with others at the site. All site staff and guests are expected to treat others with dignity, civility, and courtesy.

Guest Initials: \_\_\_\_\_

#### II. HEALTH SCREENINGS

At the time of referral for an initial placement and at least daily, throughout a guest's stay, guests will be screened for COVID-19 symptoms, including temperature checks. When an individual screens with a temperature at or above 100.4 or other COVID-19 symptoms, site staff must contact SFPD for transfer to another site.

Guest Initials: \_\_\_\_\_

#### III. MASKS

All guests must wear masks any time they are not actively eating, drinking, showering, on their bed/mat, and/or in their room.

- Masks must cover the nose and mouth and may be made from a variety of materials. The most effective fabrics for cloth masks are tightly woven fabrics that are breathable and 2 or 3 layers.



**From:** [Board of Supervisors, \(BOS\)](#)  
**To:** [BOS-Supervisors](#)  
**Cc:** [Calvillo, Angela \(BOS\)](#); [Somera, Alisa \(BOS\)](#); [Ng, Wilson \(BOS\)](#)  
**Subject:** 91letters regarding the Observation Wheel remaining in Golden Gate Park  
**Date:** Thursday, February 18, 2021 3:08:00 PM  
**Attachments:** [91 letters regarding the Observation Wheel in Golden Gate Park.pdf](#)

---

Hello,

Please see attached 91 letters regarding the Observation Wheel remaining in Golden Gate Park.

Regards,

Jackie Hickey  
Board of Supervisors  
1 Dr. Carlton B. Goodlett Place, City Hall, Room 244  
San Francisco, CA 94102-4689  
Phone: (415) 554-5184 | Direct: (415) 554-7701  
[jacqueline.hickey@sfgov.org](mailto:jacqueline.hickey@sfgov.org) | [www.sfbos.org](http://www.sfbos.org)

**From:** [Glenna Dowling \(glenna.dowling@ucsf.edu\)](mailto:Glenna.Dowling@ucsf.edu) Sent You a Personal Message  
**To:** [Board of Supervisors, \(BOS\)](#)  
**Subject:** Stop the extension of the SkyStar Observation Wheel to protect our wildlife  
**Date:** Monday, February 8, 2021 4:20:56 PM

---

This message is from outside the City email system. Do not open links or attachments from untrusted sources.

Dear San Francisco Board of Supervisors,

I am opposed to the Observation Wheel remaining in Golden Gate Park, San Francisco's premier historic landscape park and a major habitat area for birds and other wildlife. I appreciate that the Historic Preservation Commission limited the time period for the Observation Wheel to one year. I ask you to hold to this time period.

Our city parks are a vital refuge for wild animals struggling to deal with the loss of habitat and open space. Wildlife needs darkness. Light pollution can have a negative impact on birds – both resident and migrating – as well as bats, insects, amphibians, and other animals. Artificial light can alter an animal's circadian rhythm, disrupting breeding, foraging, and sheltering cycles. Furthermore, it can draw and disorient some species while repelling others – in both cases, to deadly effect. Golden Gate Park is one of the few places in San Francisco where wildlife can find refuge at night.

Since its inception, Golden Gate Park has provided the opportunity for families and children from all income levels to enjoy nature close to home; this is especially important for those who do not have easy access to distant natural areas. If our own local nature is continuously infringed upon by artificial attractions – particularly those which harm wildlife – then that deprives those communities of a direct experience with nature.

Please deny the extension and remove the Observation Wheel from Golden Gate Park permanently.

Sincerely,

Glenna Dowling  
2841 Bush St  
San Francisco, CA 94115  
[glenna.dowling@ucsf.edu](mailto:glenna.dowling@ucsf.edu)  
(415) 346-2807

This message was sent by KnowWho, as a service provider, on behalf of an individual associated with Sierra Club. If you need more information, please contact Elizabeth Hall at Sierra Club at [elizabeth.hall@sierraclub.org](mailto:elizabeth.hall@sierraclub.org) or (415) 977-5500.

**From:** [Bruce Johnson \(brucejoh@gmail.com\)](mailto:brucejoh@gmail.com) Sent You a Personal Message  
**To:** [Board of Supervisors, \(BOS\)](#)  
**Subject:** Stop the extension of the SkyStar Observation Wheel to protect our wildlife  
**Date:** Monday, February 8, 2021 6:35:20 PM

---

This message is from outside the City email system. Do not open links or attachments from untrusted sources.

Dear San Francisco Board of Supervisors,

I am opposed to the Observation Wheel remaining in Golden Gate Park, San Francisco's premier historic landscape park and a major habitat area for birds and other wildlife. I appreciate that the Historic Preservation Commission limited the time period for the Observation Wheel to one year. I ask you to hold to this time period.

Our city parks are a vital refuge for wild animals struggling to deal with the loss of habitat and open space. Wildlife needs darkness. Light pollution can have a negative impact on birds – both resident and migrating – as well as bats, insects, amphibians, and other animals. Artificial light can alter an animal's circadian rhythm, disrupting breeding, foraging, and sheltering cycles. Furthermore, it can draw and disorient some species while repelling others – in both cases, to deadly effect. Golden Gate Park is one of the few places in San Francisco where wildlife can find refuge at night.

Since its inception, Golden Gate Park has provided the opportunity for families and children from all income levels to enjoy nature close to home; this is especially important for those who do not have easy access to distant natural areas. If our own local nature is continuously infringed upon by artificial attractions – particularly those which harm wildlife – then that deprives those communities of a direct experience with nature.

Please deny the extension and remove the Observation Wheel from Golden Gate Park permanently.

Sincerely,

Bruce Johnson  
311 Moultrie St  
San Francisco, CA 94110  
[brucejoh@gmail.com](mailto:brucejoh@gmail.com)  
(415) 425-7907

This message was sent by KnowWho, as a service provider, on behalf of an individual associated with Sierra Club. If you need more information, please contact Elizabeth Hall at Sierra Club at [elizabeth.hall@sierraclub.org](mailto:elizabeth.hall@sierraclub.org) or (415) 977-5500.

**From:** [David Romano \(droma4@gmail.com\) Sent You a Personal Message](mailto:droma4@gmail.com)  
**To:** [Board of Supervisors, \(BOS\)](#)  
**Subject:** Stop the extension of the SkyStar Observation Wheel to protect our wildlife  
**Date:** Monday, February 8, 2021 6:47:04 PM

---

This message is from outside the City email system. Do not open links or attachments from untrusted sources.

Dear San Francisco Board of Supervisors,

The Wheel does not belong in the Music Concourse or anywhere in Golden Gate Park. We want our Music Concourse back and the Wheel gone.

I am opposed to the Observation Wheel remaining in Golden Gate Park, San Francisco's premier historic landscape park and a major habitat area for birds and other wildlife. I appreciate that the Historic Preservation Commission limited the time period for the Observation Wheel to one year. I ask you to hold to this time period.

Our city parks are a vital refuge for wild animals struggling to deal with the loss of habitat and open space. Wildlife needs darkness. Light pollution can have a negative impact on birds ? both resident and migrating ? as well as bats, insects, amphibians, and other animals. Artificial light can alter an animal's circadian rhythm, disrupting breeding, foraging, and sheltering cycles. Furthermore, it can draw and disorient some species while repelling others ? in both cases, to deadly effect. Golden Gate Park is one of the few places in San Francisco where wildlife can find refuge at night.

Since its inception, Golden Gate Park has provided the opportunity for families and children from all income levels to enjoy nature close to home; this is especially important for those who do not have easy access to distant natural areas. If our own local nature is continuously infringed upon by artificial attractions ? particularly those which harm wildlife ? then that deprives those communities of a direct experience with nature.

Please deny the extension and remove the Observation Wheel from Golden Gate Park permanently.

Sincerely,

David Romano  
759 La Playa St  
San Francisco, CA 94121  
[droma4@gmail.com](mailto:droma4@gmail.com)  
(415) 729-6027

This message was sent by KnowWho, as a service provider, on behalf of an individual associated with Sierra Club. If you need more information, please contact Elizabeth Hall at Sierra Club at [elizabeth.hall@sierraclub.org](mailto:elizabeth.hall@sierraclub.org) or (415) 977-5500.



**From:** [Ruth Conroy \(conroy56@comcast.net\) Sent You a Personal Message](#)  
**To:** [Board of Supervisors, \(BOS\)](#)  
**Subject:** Stop the extension of the SkyStar Observation Wheel to protect our wildlife  
**Date:** Monday, February 8, 2021 7:34:44 PM

---

This message is from outside the City email system. Do not open links or attachments from untrusted sources.

Dear San Francisco Board of Supervisors,

I went up in the SkyStar observation wheel in October and enjoyed it. I do however feel that fir wildlife especially birds that it should not stay in golden Gate park. Especially not for additional YEARS. A couple of months extension is all that would be appropriate in its current location. Thank you for your consideration.

I am opposed to the Observation Wheel remaining in Golden Gate Park, San Francisco's premier historic landscape park and a major habitat area for birds and other wildlife. I appreciate that the Historic Preservation Commission limited the time period for the Observation Wheel to one year. I ask you to hold to this time period.

Our city parks are a vital refuge for wild animals struggling to deal with the loss of habitat and open space. Wildlife needs darkness. Light pollution can have a negative impact on birds ? both resident and migrating ? as well as bats, insects, amphibians, and other animals. Artificial light can alter an animal's circadian rhythm, disrupting breeding, foraging, and sheltering cycles. Furthermore, it can draw and disorient some species while repelling others ? in both cases, to deadly effect. Golden Gate Park is one of the few places in San Francisco where wildlife can find refuge at night.

Since its inception, Golden Gate Park has provided the opportunity for families and children from all income levels to enjoy nature close to home; this is especially important for those who do not have easy access to distant natural areas. If our own local nature is continuously infringed upon by artificial attractions ? particularly those which harm wildlife ? then that deprives those communities of a direct experience with nature.

Please deny the extension and remove the Observation Wheel from Golden Gate Park permanently.

Sincerely,

Ruth Conroy  
3639 19th St  
San Francisco, CA 94110  
conroy56@comcast.net  
(415) 648-0865

This message was sent by KnowWho, as a service provider, on behalf of an individual associated with Sierra Club. If you need more information, please contact Elizabeth Hall at Sierra Club at [elizabeth.hall@sierraclub.org](mailto:elizabeth.hall@sierraclub.org) or (415) 977-5500.

**From:** [Erica Petrofsky \(duckie1781@gmail.com\)](mailto:duckie1781@gmail.com) Sent You a Personal Message  
**To:** [Board of Supervisors, \(BOS\)](#)  
**Subject:** Stop the extension of the SkyStar Observation Wheel to protect our wildlife  
**Date:** Monday, February 8, 2021 7:34:52 PM

---

This message is from outside the City email system. Do not open links or attachments from untrusted sources.

Dear San Francisco Board of Supervisors,

There is nothing more historic than the ecosystems that evolved on this land before humans were even here. The wildlife that needs actual night to live should take precedence over a novelty for us, who have many ways to entertain ourselves.

If you absolutely refuse to deny the extension, please require that the lights be dimmed drastically (they'll look more historic that way, like incandescents!) and turned off earlier each night than they currently are.

I am opposed to the Observation Wheel remaining in Golden Gate Park, San Francisco's premier historic landscape park and a major habitat area for birds and other wildlife. I appreciate that the Historic Preservation Commission limited the time period for the Observation Wheel to one year. I ask you to hold to this time period.

Our city parks are a vital refuge for wild animals struggling to deal with the loss of habitat and open space. Wildlife needs darkness. Light pollution can have a negative impact on birds ? both resident and migrating ? as well as bats, insects, amphibians, and other animals. Artificial light can alter an animal's circadian rhythm, disrupting breeding, foraging, and sheltering cycles. Furthermore, it can draw and disorient some species while repelling others ? in both cases, to deadly effect. Golden Gate Park is one of the few places in San Francisco where wildlife can find refuge at night.

Since its inception, Golden Gate Park has provided the opportunity for families and children from all income levels to enjoy nature close to home; this is especially important for those who do not have easy access to distant natural areas. If our own local nature is continuously infringed upon by artificial attractions ? particularly those which harm wildlife ? then that deprives those communities of a direct experience with nature.

Please deny the extension and remove the Observation Wheel from Golden Gate Park permanently.

Sincerely,

Erica Petrofsky  
1705 Brooks Street  
San Francisco, CA 94129  
[duckie1781@gmail.com](mailto:duckie1781@gmail.com)  
(510) 221-8253

This message was sent by KnowWho, as a service provider, on behalf of an individual associated with Sierra Club. If you need more information, please contact Elizabeth Hall at Sierra Club at [elizabeth.hall@sierraclub.org](mailto:elizabeth.hall@sierraclub.org) or (415) 977-5500.

**From:** [Vivian Young \(vivant3@gmail.com\)](mailto:vivant3@gmail.com) Sent You a Personal Message  
**To:** [Board of Supervisors, \(BOS\)](#)  
**Subject:** Stop the extension of the SkyStar Observation Wheel to protect our wildlife  
**Date:** Monday, February 8, 2021 8:05:18 PM

---

This message is from outside the City email system. Do not open links or attachments from untrusted sources.

Dear San Francisco Board of Supervisors,

I am opposed to the Observation Wheel remaining in Golden Gate Park, San Francisco's premier historic landscape park and a major habitat area for birds and other wildlife. I appreciate that the Historic Preservation Commission limited the time period for the Observation Wheel to one year. I ask you to hold to this time period.

Our city parks are a vital refuge for wild animals struggling to deal with the loss of habitat and open space. Wildlife needs darkness. Light pollution can have a negative impact on birds – both resident and migrating – as well as bats, insects, amphibians, and other animals. Artificial light can alter an animal's circadian rhythm, disrupting breeding, foraging, and sheltering cycles. Furthermore, it can draw and disorient some species while repelling others – in both cases, to deadly effect. Golden Gate Park is one of the few places in San Francisco where wildlife can find refuge at night.

Since its inception, Golden Gate Park has provided the opportunity for families and children from all income levels to enjoy nature close to home; this is especially important for those who do not have easy access to distant natural areas. If our own local nature is continuously infringed upon by artificial attractions – particularly those which harm wildlife – then that deprives those communities of a direct experience with nature.

Please deny the extension and remove the Observation Wheel from Golden Gate Park permanently.

Sincerely,

Vivian Young  
3875 21st St  
San Francisco, CA 94114  
[vivant3@gmail.com](mailto:vivant3@gmail.com)  
(415) 867-1262

This message was sent by KnowWho, as a service provider, on behalf of an individual associated with Sierra Club. If you need more information, please contact Elizabeth Hall at Sierra Club at [elizabeth.hall@sierraclub.org](mailto:elizabeth.hall@sierraclub.org) or (415) 977-5500.

**From:** [LYNNE ZOLLI \(lynnezolli@yahoo.com\)](mailto:lynnezolli@yahoo.com) Sent You a Personal Message  
**To:** [Board of Supervisors, \(BOS\)](#)  
**Subject:** Stop the extension of the SkyStar Observation Wheel to protect our wildlife  
**Date:** Monday, February 8, 2021 9:11:24 PM

---

This message is from outside the City email system. Do not open links or attachments from untrusted sources.

Dear San Francisco Board of Supervisors,

I am opposed to the Observation Wheel remaining in Golden Gate Park, San Francisco's premier historic landscape park and a major habitat area for birds and other wildlife. I appreciate that the Historic Preservation Commission limited the time period for the Observation Wheel to one year. I ask you to hold to this time period.

Our city parks are a vital refuge for wild animals struggling to deal with the loss of habitat and open space. Wildlife needs darkness. Light pollution can have a negative impact on birds ? both resident and migrating ? as well as bats, insects, amphibians, and other animals. Artificial light can alter an animal's circadian rhythm, disrupting breeding, foraging, and sheltering cycles. Furthermore, it can draw and disorient some species while repelling others ? in both cases, to deadly effect. Golden Gate Park is one of the few places in San Francisco where wildlife can find refuge at night.

Since its inception, Golden Gate Park has provided the opportunity for families and children from all income levels to enjoy nature close to home; this is especially important for those who do not have easy access to distant natural areas. If our own local nature is continuously infringed upon by artificial attractions ? particularly those which harm wildlife ? then that deprives those communities of a direct experience with nature.

Please deny the extension and remove the Observation Wheel from Golden Gate Park permanently.

Sincerely,

LYNNE ZOLLI  
2515 32nd Avenue  
LYNNE, CA 94116  
[lynnezolli@yahoo.com](mailto:lynnezolli@yahoo.com)  
(415) 664-8748

This message was sent by KnowWho, as a service provider, on behalf of an individual associated with Sierra Club. If you need more information, please contact Elizabeth Hall at Sierra Club at [elizabeth.hall@sierraclub.org](mailto:elizabeth.hall@sierraclub.org) or (415) 977-5500.

**From:** [DAVID MECKLEY \(david.meckley@gmail.com\)](mailto:david.meckley@gmail.com) Sent You a Personal Message  
**To:** [Board of Supervisors, \(BOS\)](#)  
**Subject:** Stop the extension of the SkyStar Observation Wheel to protect our wildlife  
**Date:** Monday, February 8, 2021 9:14:09 PM

---

This message is from outside the City email system. Do not open links or attachments from untrusted sources.

Dear San Francisco Board of Supervisors,

It is not in keeping with the parks mission as a preserve to have this in the park. It's has served its original stated purpose, to celebrate the parks 150 Anniversary. Now it's time to go and let the park return to its intended habitat.

I am opposed to the Observation Wheel remaining in Golden Gate Park, San Francisco's premier historic landscape park and a major habitat area for birds and other wildlife. I appreciate that the Historic Preservation Commission limited the time period for the Observation Wheel to one year. I ask you to hold to this time period.

Our city parks are a vital refuge for wild animals struggling to deal with the loss of habitat and open space. Wildlife needs darkness. Light pollution can have a negative impact on birds ? both resident and migrating ? as well as bats, insects, amphibians, and other animals. Artificial light can alter an animal's circadian rhythm, disrupting breeding, foraging, and sheltering cycles. Furthermore, it can draw and disorient some species while repelling others ? in both cases, to deadly effect. Golden Gate Park is one of the few places in San Francisco where wildlife can find refuge at night.

Since its inception, Golden Gate Park has provided the opportunity for families and children from all income levels to enjoy nature close to home; this is especially important for those who do not have easy access to distant natural areas. If our own local nature is continuously infringed upon by artificial attractions ? particularly those which harm wildlife ? then that deprives those communities of a direct experience with nature.

Please deny the extension and remove the Observation Wheel from Golden Gate Park permanently.

Sincerely,

DAVID MECKLEY  
735 Geary Street, Apt 503  
San Francisco, CA 94109  
[david.meckley@gmail.com](mailto:david.meckley@gmail.com)  
(415) 505-3223

This message was sent by KnowWho, as a service provider, on behalf of an individual associated with Sierra Club. If you need more information, please contact Elizabeth Hall at Sierra Club at [elizabeth.hall@sierraclub.org](mailto:elizabeth.hall@sierraclub.org) or (415) 977-5500.

**From:** [Darca Morgan \(darcamorgan@gmail.com\)](mailto:darcamorgan@gmail.com) Sent You a Personal Message  
**To:** [Board of Supervisors, \(BOS\)](#)  
**Subject:** Stop the extension of the SkyStar Observation Wheel to protect our wildlife  
**Date:** Monday, February 8, 2021 9:54:32 PM

---

This message is from outside the City email system. Do not open links or attachments from untrusted sources.

Dear San Francisco Board of Supervisors,

I am opposed to the Observation Wheel remaining in Golden Gate Park, San Francisco's premier historic landscape park and a major habitat area for birds and other wildlife. I appreciate that the Historic Preservation Commission limited the time period for the Observation Wheel to one year. I ask you to hold to this time period.

Our city parks are a vital refuge for wild animals struggling to deal with the loss of habitat and open space. Wildlife needs darkness. Light pollution can have a negative impact on birds – both resident and migrating – as well as bats, insects, amphibians, and other animals. Artificial light can alter an animal's circadian rhythm, disrupting breeding, foraging, and sheltering cycles. Furthermore, it can draw and disorient some species while repelling others – in both cases, to deadly effect. Golden Gate Park is one of the few places in San Francisco where wildlife can find refuge at night.

Since its inception, Golden Gate Park has provided the opportunity for families and children from all income levels to enjoy nature close to home; this is especially important for those who do not have easy access to distant natural areas. If our own local nature is continuously infringed upon by artificial attractions – particularly those which harm wildlife – then that deprives those communities of a direct experience with nature.

Please deny the extension and remove the Observation Wheel from Golden Gate Park permanently.

Sincerely,

Darca Morgan  
43 Seaview Dr  
Daly City, CA 94015  
[darcamorgan@gmail.com](mailto:darcamorgan@gmail.com)  
(415) 816-3359

This message was sent by KnowWho, as a service provider, on behalf of an individual associated with Sierra Club. If you need more information, please contact Elizabeth Hall at Sierra Club at [elizabeth.hall@sierraclub.org](mailto:elizabeth.hall@sierraclub.org) or (415) 977-5500.

**From:** [Catherine Butler \(catherine.butler@sierraclub.org\)](mailto:catherine.butler@sierraclub.org) Sent You a Personal Message  
**To:** [Board of Supervisors, \(BOS\)](#)  
**Subject:** Stop the extension of the SkyStar Observation Wheel to protect our wildlife  
**Date:** Tuesday, February 9, 2021 7:34:34 AM

---

This message is from outside the City email system. Do not open links or attachments from untrusted sources.

Dear San Francisco Board of Supervisors,

We need this darkness and so do many species. Please do not extend the permit for this wheel and please remove it permanently.

I am opposed to the Observation Wheel remaining in Golden Gate Park, San Francisco's premier historic landscape park and a major habitat area for birds and other wildlife. I appreciate that the Historic Preservation Commission limited the time period for the Observation Wheel to one year. I ask you to hold to this time period.

Our city parks are a vital refuge for wild animals struggling to deal with the loss of habitat and open space. Wildlife needs darkness. Light pollution can have a negative impact on birds – both resident and migrating – as well as bats, insects, amphibians, and other animals. Artificial light can alter an animal's circadian rhythm, disrupting breeding, foraging, and sheltering cycles. Furthermore, it can draw and disorient some species while repelling others – in both cases, to deadly effect. Golden Gate Park is one of the few places in San Francisco where wildlife can find refuge at night.

Since its inception, Golden Gate Park has provided the opportunity for families and children from all income levels to enjoy nature close to home; this is especially important for those who do not have easy access to distant natural areas. If our own local nature is continuously infringed upon by artificial attractions – particularly those which harm wildlife – then that deprives those communities of a direct experience with nature.

Please deny the extension and remove the Observation Wheel from Golden Gate Park permanently.

Sincerely,

Catherine Butler  
242 Prentiss St Apt C  
San Francisco, CA 94110  
[catherine.butler@sierraclub.org](mailto:catherine.butler@sierraclub.org)  
(415) 395-6810

This message was sent by KnowWho, as a service provider, on behalf of an individual associated with Sierra Club. If you need more information, please contact Elizabeth Hall at Sierra Club at [elizabeth.hall@sierraclub.org](mailto:elizabeth.hall@sierraclub.org) or (415) 977-5500.

**From:** [Michael Barnett \(mbarnett@sonic.net\)](mailto:mbarnett@sonic.net) Sent You a Personal Message  
**To:** [Board of Supervisors, \(BOS\)](#)  
**Subject:** Stop the extension of the SkyStar Observation Wheel to protect our wildlife  
**Date:** Tuesday, February 9, 2021 9:04:29 AM

---

This message is from outside the City email system. Do not open links or attachments from untrusted sources.

Dear San Francisco Board of Supervisors,

I am opposed to the Observation Wheel remaining in Golden Gate Park, San Francisco's premier historic landscape park and a major habitat area for birds and other wildlife. I appreciate that the Historic Preservation Commission limited the time period for the Observation Wheel to one year. I ask you to hold to this time period.

Our city parks are a vital refuge for wild animals struggling to deal with the loss of habitat and open space. Wildlife needs darkness. Light pollution can have a negative impact on birds – both resident and migrating – as well as bats, insects, amphibians, and other animals. Artificial light can alter an animal's circadian rhythm, disrupting breeding, foraging, and sheltering cycles. Furthermore, it can draw and disorient some species while repelling others – in both cases, to deadly effect. Golden Gate Park is one of the few places in San Francisco where wildlife can find refuge at night.

Since its inception, Golden Gate Park has provided the opportunity for families and children from all income levels to enjoy nature close to home; this is especially important for those who do not have easy access to distant natural areas. If our own local nature is continuously infringed upon by artificial attractions – particularly those which harm wildlife – then that deprives those communities of a direct experience with nature.

Please deny the extension and remove the Observation Wheel from Golden Gate Park permanently.

Sincerely,

Michael Barnett  
679 Madrid St  
San Francisco, CA 94112  
[mbarnett@sonic.net](mailto:mbarnett@sonic.net)  
(415) 334-7119

This message was sent by KnowWho, as a service provider, on behalf of an individual associated with Sierra Club. If you need more information, please contact Elizabeth Hall at Sierra Club at [elizabeth.hall@sierraclub.org](mailto:elizabeth.hall@sierraclub.org) or (415) 977-5500.



**From:** [Audrey Ng \(audrey\\_lai\\_ng@yahoo.com\) Sent You a Personal Message](#)  
**To:** [Board of Supervisors, \(BOS\)](#)  
**Subject:** Stop the extension of the SkyStar Observation Wheel to protect our wildlife  
**Date:** Tuesday, February 9, 2021 9:25:22 AM

---

This message is from outside the City email system. Do not open links or attachments from untrusted sources.

Dear San Francisco Board of Supervisors,

I am opposed to the Observation Wheel remaining in Golden Gate Park, San Francisco's premier historic landscape park and a major habitat area for birds and other wildlife. I appreciate that the Historic Preservation Commission limited the time period for the Observation Wheel to one year. I ask you to hold to this time period.

Our city parks are a vital refuge for wild animals struggling to deal with the loss of habitat and open space. Wildlife needs darkness. Light pollution can have a negative impact on birds – both resident and migrating – as well as bats, insects, amphibians, and other animals. Artificial light can alter an animal's circadian rhythm, disrupting breeding, foraging, and sheltering cycles. Furthermore, it can draw and disorient some species while repelling others – in both cases, to deadly effect. Golden Gate Park is one of the few places in San Francisco where wildlife can find refuge at night.

Since its inception, Golden Gate Park has provided the opportunity for families and children from all income levels to enjoy nature close to home; this is especially important for those who do not have easy access to distant natural areas. If our own local nature is continuously infringed upon by artificial attractions – particularly those which harm wildlife – then that deprives those communities of a direct experience with nature.

Please deny the extension and remove the Observation Wheel from Golden Gate Park permanently.

Sincerely,

Audrey Ng  
552 24th Ave  
San Francisco, CA 94121  
[audrey\\_lai\\_ng@yahoo.com](mailto:audrey_lai_ng@yahoo.com)  
(415) 831-1277

This message was sent by KnowWho, as a service provider, on behalf of an individual associated with Sierra Club. If you need more information, please contact Elizabeth Hall at Sierra Club at [elizabeth.hall@sierraclub.org](mailto:elizabeth.hall@sierraclub.org) or (415) 977-5500.

**From:** [Lauran Emerson \(lauran.emerson@yahoo.com\)](mailto:lauran.emerson@yahoo.com) Sent You a Personal Message  
**To:** [Board of Supervisors, \(BOS\)](#)  
**Subject:** Stop the extension of the SkyStar Observation Wheel to protect our wildlife  
**Date:** Tuesday, February 9, 2021 6:05:18 PM

---

This message is from outside the City email system. Do not open links or attachments from untrusted sources.

Dear San Francisco Board of Supervisors,

I am opposed to the Observation Wheel remaining in Golden Gate Park, San Francisco's premier historic landscape park and a major habitat area for birds and other wildlife. I appreciate that the Historic Preservation Commission limited the time period for the Observation Wheel to one year. I ask you to hold to this time period.

Our city parks are a vital refuge for wild animals struggling to deal with the loss of habitat and open space. Wildlife needs darkness. Light pollution can have a negative impact on birds ? both resident and migrating ? as well as bats, insects, amphibians, and other animals. Artificial light can alter an animal's circadian rhythm, disrupting breeding, foraging, and sheltering cycles. Furthermore, it can draw and disorient some species while repelling others ? in both cases, to deadly effect. Golden Gate Park is one of the few places in San Francisco where wildlife can find refuge at night.

Since its inception, Golden Gate Park has provided the opportunity for families and children from all income levels to enjoy nature close to home; this is especially important for those who do not have easy access to distant natural areas. If our own local nature is continuously infringed upon by artificial attractions ? particularly those which harm wildlife ? then that deprives those communities of a direct experience with nature.

Please deny the extension and remove the Observation Wheel from Golden Gate Park permanently.

Sincerely,

Lauran Emerson  
432 Sanchez St  
San Francisco, CA 94114  
[lauran.emerson@yahoo.com](mailto:lauran.emerson@yahoo.com)  
(802) 299-5924

This message was sent by KnowWho, as a service provider, on behalf of an individual associated with Sierra Club. If you need more information, please contact Elizabeth Hall at Sierra Club at [elizabeth.hall@sierraclub.org](mailto:elizabeth.hall@sierraclub.org) or (415) 977-5500.

**From:** [Susan Ford \(susan.ford103@gmail.com\) Sent You a Personal Message](mailto:susan.ford103@gmail.com)  
**To:** [Board of Supervisors, \(BOS\)](#)  
**Subject:** Stop the SkyStar Observation Wheel to protect our wildlife  
**Date:** Tuesday, February 9, 2021 8:21:15 PM

---

This message is from outside the City email system. Do not open links or attachments from untrusted sources.

Dear San Francisco Board of Supervisors,

It was a big mistake to allow this supposed money maker into the park contrary to its bylaws. it is ugly and disrupts not only the natural life, but peoples' enjoyment and relaxation.

Get rid of this monster intruding on the Park. The park rules forbid night lights in its charter, and I oppose the use of this natural habitat as an amusement park. The park loses money and the citizens lose outdoors!!! Get rid of it ASAP!

I am opposed to the Observation Wheel remaining in Golden Gate Park, San Francisco's premier historic landscape park and a major habitat area for birds and other wildlife. I appreciate that the Historic Preservation Commission limited the time period for the Observation Wheel to one year. I ask you to hold to this time period.

Our city parks are a vital refuge for wild animals struggling to deal with the loss of habitat and open space. Wildlife needs darkness. Light pollution can have a negative impact on birds ? both resident and migrating ? as well as bats, insects, amphibians, and other animals. Golden Gate Park is one of the few places in San Francisco where wildlife can find refuge at night.

Since its inception, Golden Gate Park has provided the opportunity for families and children from all income levels to enjoy nature close to home; this is especially important for those who do not have easy access to distant natural areas. If our own local nature is continuously infringed upon by artificial attractions ? particularly those which harm wildlife ? then that deprives those communities of a direct experience with nature.

Please deny the extension and remove the Observation Wheel from Golden Gate Park permanently.

Sincerely,

Susan Ford  
1070 Green St Apt 103  
San Francisco, CA 94133  
[susan.ford103@gmail.com](mailto:susan.ford103@gmail.com)  
(415) 674-8973

This message was sent by KnowWho, as a service provider, on behalf of an individual associated with Sierra Club. If you need more information, please contact Elizabeth Hall at Sierra Club at [elizabeth.hall@sierraclub.org](mailto:elizabeth.hall@sierraclub.org) or (415) 977-5500.

**From:** [Kristi Elkins \(kelkins@hotmail.com\) Sent You a Personal Message](#)  
**To:** [Board of Supervisors, \(BOS\)](#)  
**Subject:** Stop the extension of the SkyStar Observation Wheel to protect our wildlife  
**Date:** Tuesday, February 9, 2021 8:39:18 PM

---

This message is from outside the City email system. Do not open links or attachments from untrusted sources.

Dear San Francisco Board of Supervisors,

I am opposed to the Observation Wheel remaining in Golden Gate Park, San Francisco's premier historic landscape park and a major habitat area for birds and other wildlife. I appreciate that the Historic Preservation Commission limited the time period for the Observation Wheel to one year. I ask you to hold to this time period.

Our city parks are a vital refuge for wild animals struggling to deal with the loss of habitat and open space. Wildlife needs darkness. Light pollution can have a negative impact on birds – both resident and migrating – as well as bats, insects, amphibians, and other animals. Artificial light can alter an animal's circadian rhythm, disrupting breeding, foraging, and sheltering cycles. Furthermore, it can draw and disorient some species while repelling others – in both cases, to deadly effect. Golden Gate Park is one of the few places in San Francisco where wildlife can find refuge at night.

Since its inception, Golden Gate Park has provided the opportunity for families and children from all income levels to enjoy nature close to home; this is especially important for those who do not have easy access to distant natural areas. If our own local nature is continuously infringed upon by artificial attractions – particularly those which harm wildlife – then that deprives those communities of a direct experience with nature.

Please deny the extension and remove the Observation Wheel from Golden Gate Park permanently.

Sincerely,

Kristi Elkins  
554 Naples St  
San Francisco, CA 94112  
kelkins@hotmail.com  
(415) 601-7253

This message was sent by KnowWho, as a service provider, on behalf of an individual associated with Sierra Club. If you need more information, please contact Elizabeth Hall at Sierra Club at [elizabeth.hall@sierraclub.org](mailto:elizabeth.hall@sierraclub.org) or (415) 977-5500.

**From:** [Yushi Chen \(yushichen19@gmail.com\) Sent You a Personal Message](#)  
**To:** [Board of Supervisors, \(BOS\)](#)  
**Subject:** Stop the extension of the SkyStar Observation Wheel to protect our wildlife  
**Date:** Wednesday, February 10, 2021 9:42:20 AM

---

This message is from outside the City email system. Do not open links or attachments from untrusted sources.

Dear San Francisco Board of Supervisors,

I am opposed to the Observation Wheel remaining in Golden Gate Park, San Francisco's premier historic landscape park and a major habitat area for birds and other wildlife. I appreciate that the Historic Preservation Commission limited the time period for the Observation Wheel to one year. I ask you to hold to this time period.

Our city parks are a vital refuge for wild animals struggling to deal with the loss of habitat and open space. Wildlife needs darkness. Light pollution can have a negative impact on birds ? both resident and migrating ? as well as bats, insects, amphibians, and other animals. Artificial light can alter an animal's circadian rhythm, disrupting breeding, foraging, and sheltering cycles. Furthermore, it can draw and disorient some species while repelling others ? in both cases, to deadly effect. Golden Gate Park is one of the few places in San Francisco where wildlife can find refuge at night.

Since its inception, Golden Gate Park has provided the opportunity for families and children from all income levels to enjoy nature close to home; this is especially important for those who do not have easy access to distant natural areas. If our own local nature is continuously infringed upon by artificial attractions ? particularly those which harm wildlife ? then that deprives those communities of a direct experience with nature.

Please deny the extension and remove the Observation Wheel from Golden Gate Park permanently.

Sincerely,

Yushi Chen  
107 Moneta Way  
San Francisco, CA 94112  
[yushichen19@gmail.com](mailto:yushichen19@gmail.com)  
(415) 481-9903

This message was sent by KnowWho, as a service provider, on behalf of an individual associated with Sierra Club. If you need more information, please contact Elizabeth Hall at Sierra Club at [elizabeth.hall@sierraclub.org](mailto:elizabeth.hall@sierraclub.org) or (415) 977-5500.

**From:** [Christine Cronin](#)  
**To:** [Board of Supervisors, \(BOS\)](#)  
**Subject:** Oppose Extension of the Ferris Wheel in Golden Gate Park  
**Date:** Wednesday, February 10, 2021 3:27:16 PM

---

This message is from outside the City email system. Do not open links or attachments from untrusted sources.

Take it down!

Sent from my iPad

**From:** [Tonitha Wilson](#)  
**To:** [Preston, Dean \(BOS\)](#); [Fewer, Sandra \(BOS\)](#); [Haney, Matt \(BOS\)](#); [Mandelman, Rafael \(BOS\)](#); [Mar, Gordon \(BOS\)](#); [Peskin, Aaron \(BOS\)](#); [Ronen, Hillary](#); [Safai, Ahsha \(BOS\)](#); [Stefani, Catherine \(BOS\)](#); [Walton, Shamann \(BOS\)](#); [Yee, Norman \(BOS\)](#); [Board of Supervisors, \(BOS\)](#)  
**Subject:** Stop SFPD's illegal use of private cameras to spy on Black-led protests against police violence.  
**Date:** Thursday, February 11, 2021 4:13:25 AM

---

This message is from outside the City email system. Do not open links or attachments from untrusted sources.

Dear members of the Board of Supervisors, As a San Francisco resident, I am writing to urge you to prohibit the San Francisco Police Department (SFPD) and other city agencies from making real-time use of private networks of surveillance cameras, and from obtaining data dumps of footage from these systems. With overwhelming Board support, the Stop Secret Surveillance ordinance was adopted to empower the people of San Francisco to participate in meaningful decisions about government surveillance technology and to prohibit city use of face recognition technology. The Electronic Frontier Foundation recently revealed that, without notifying the public or the Board of Supervisors, the SFPD established real-time access to the Union Square Business Improvement Districts' surveillance camera system. The SFPD did so in order to spy on protests calling for an end to police violence against Black people. Situations like this are precisely what the ordinance was passed to prevent. As you know, the Stop Secret Surveillance ordinance is the result of robust and open debate among the city's residents, civil society organizations, and government stakeholders. In providing an opportunity for robust and informed community engagement before adopting technologies with the power to chill free speech and disproportionately burden marginalized members of our community, the Stop Secret Surveillance Ordinance puts into action the values that make our city a shining light in a troubled nation. Public safety requires trust between the public and the agencies sworn to keep them safe. With this in mind, I ask that you rebuke unlawful spying on activity protected by the First Amendment and the California Constitution, and take immediate action to prevent further harm by banning real-time SFPD use of private surveillance camera systems and data dumps of footage from those systems. Respectfully,

tonitha wilson

**From:** [Hannah Salassi \(hannah.salassi@gmail.com\) Sent You a Personal Message](mailto:hannah.salassi@gmail.com)  
**To:** [Board of Supervisors, \(BOS\)](#)  
**Subject:** Stop the extension of the SkyStar Observation Wheel to protect our wildlife  
**Date:** Thursday, February 11, 2021 9:04:35 AM

---

This message is from outside the City email system. Do not open links or attachments from untrusted sources.

Dear San Francisco Board of Supervisors,

We have to be vigilant in our protection of biodiversity. We are at a crisis stage, and we have been failing dismally as custodians of our world.

I am opposed to the Observation Wheel remaining in Golden Gate Park, San Francisco's premier historic landscape park and a major habitat area for birds and other wildlife. I appreciate that the Historic Preservation Commission limited the time period for the Observation Wheel to one year. I ask you to hold to this time period.

Our city parks are a vital refuge for wild animals struggling to deal with the loss of habitat and open space. Wildlife needs darkness. Light pollution can have a negative impact on birds – both resident and migrating – as well as bats, insects, amphibians, and other animals. Artificial light can alter an animal's circadian rhythm, disrupting breeding, foraging, and sheltering cycles. Furthermore, it can draw and disorient some species while repelling others – in both cases, to deadly effect. Golden Gate Park is one of the few places in San Francisco where wildlife can find refuge at night.

Since its inception, Golden Gate Park has provided the opportunity for families and children from all income levels to enjoy nature close to home; this is especially important for those who do not have easy access to distant natural areas. If our own local nature is continuously infringed upon by artificial attractions – particularly those which harm wildlife – then that deprives those communities of a direct experience with nature.

Please deny the extension and remove the Observation Wheel from Golden Gate Park permanently.

Sincerely,

Hannah Salassi  
2611 45th Ave  
San Francisco, CA 94116  
[hannah.salassi@gmail.com](mailto:hannah.salassi@gmail.com)  
(415) 314-3186

This message was sent by KnowWho, as a service provider, on behalf of an individual associated with Sierra Club. If you need more information, please contact Elizabeth Hall at Sierra Club at [elizabeth.hall@sierraclub.org](mailto:elizabeth.hall@sierraclub.org) or (415) 977-5500.



**From:** [Denise Louie](#)  
**To:** [Board of Supervisors, \(BOS\)](#); [Commission, Recpark \(REC\)](#); [CPC-Commissions Secretary](#)  
**Subject:** Skyview Ferris Wheel / Biodiversity needs your support  
**Date:** Thursday, February 11, 2021 9:34:13 AM

---

This message is from outside the City email system. Do not open links or attachments from untrusted sources.

Hi,  
Please forward my email to supervisors and commissioners.  
Thanks!  
Denise

\*\*\*\*\*

Hi San Francisco Supervisors, Rec and Park Commissioners and Historic Preservation Commissioners,  
I urge you to not extend any period of time for Skyview's Ferris Wheel in San Francisco. That means it does not belong anywhere in our fair City.

I urge you to consider biodiversity loss. Human activities have caused bee, butterfly and bird populations to crash in a few short decades. Such activities include development, landscaping with non-native plants, noise and lights. San Francisco is an important part of the biodiversity hotspot that is California.\*

I urge you to respect the City's Biodiversity Resolution, the State's Biodiversity Initiative and the United Nation's Decade on Biodiversity. Eyes around the world are on us, watching to see whether we are willing to take action to support wildlife, such as bees, butterflies and birds.

Thank you,  
Denise Louie  
Member, Center for Biological Diversity  
Native and resident of San Francisco, D7

*Vote NO on the Ferris Wheel!*

\* California is one of only 36 internationally recognized biodiversity hotspots. This means that we are blessed with an abundance of naturally occurring plant and animal species, but also that we humans have brought many to the brink of extinction. For example, our City bird, the California quail, has just gone locally extinct; the last one in Golden Gate Park is likely gone. (Meanwhile, RPD spends millions of dollars on playgrounds, etc.)

No other state has greater biodiversity than California. This is largely due to our geologic history of vulcanism and tectonic activity, leading to many soil and climate types.

There are 468 different plants indigenous to San Francisco still in existence. Only a paltry few occur in Golden Gate Park. Wildlife depend on plants they co-evolved with.

And, in turn, plants depend on wildlife for pollination and dispersion. We've caused more than enough habitat disturbance for plant and wildlife populations to diminish.

**From:** [danrichman@earthlink.net](mailto:danrichman@earthlink.net)  
**To:** [Board of Supervisors, \(BOS\)](#)  
**Subject:** Open Letter to SF Recreation and Parks Dept  
**Date:** Thursday, February 11, 2021 11:14:33 AM

---

This message is from outside the City email system. Do not open links or attachments from untrusted sources.

TO: San Francisco Recreation and Parks Department – 2/11/21

It is common knowledge that what can contribute to a worthwhile life is to stop along the way, perhaps a number of times, to ask some difficult questions, as in: What am I doing? Why am I doing it?

I would suggest, and here I am echoing the opinions of everyone I know, and every local organization I hear from, that now is the time for San Francisco Recreation and Parks Department to stop, just stop its headlong momentum for a moment and ask itself the above questions.

For instance, what are you doing to Golden Gate Park? What have you been doing? You obliterated the woodsy west end of the Park with its open-to-all playing field to install an industrial-size pay-to-play soccer stadium, with night lights worthy of the movie Close Encounters of the Third Kind. This despite the great outcry of Park lovers and environmentalists, the presence of an international bird migration flyway right next door, and the loss of World Heritage status for that end of the Park, an embarrassing dishonor for the City.

You fenced off the center of the Park's Polo Fields for – more pay-to-play soccer! This area again was once a free space where families picnicked, folks threw Frisbees, and dogs cavorted.

And lately you have decided to erect a 150-foot high Ferris wheel in the heart of the Park's Music Concourse, close by the de Young and Science Museums. Evidently its blazing lights, gigantic motion, musical accompaniment, and glitzy vendors appeal to children of all ages (so to speak). And now you campaign to extend the monster's original three-month installation contract to four years, just to ensure, one might suggest in a light-hearted moment, that everyone in the world gets to visit this grotesque wonder. And spread their money around.

Why have you taken this path? Or, more significantly, what is your idea of an urban park? What is the legacy you wish to leave for your grandchildren and ours? We believe a park like GGP should be a natural oasis in the midst of a busy city, as it has been for 150 years, though recently less so. We believe our city children need a means to escape the relentless racket and frenetic action of video games, the insistent distraction of cell phones, in fact the whole universe of blinking, chattering gadgetry that increasingly threatens to overwhelm immature minds. In other words, the kids need a place where nature dominates. And so do their parents.

Do you not agree? Please ask yourselves this question seriously. If you do agree, then why your apparent obsession with transforming the Park into a venue for highly organized sports and at the same time a lit-up amusement park?

And if you do not agree that the Park should be set aside from the clatter of the modern techno world, but should be used like a vacant lot into which the modern world must be introduced, then you are at peace with the idea that your grandchildren and ours will inherit a permanent carnival between Fulton Street and Lincoln Avenue, a very long one.

Please consider these questions seriously for a moment. Please give us that much.

Respectfully,

Dan Richman  
San Franciscan

P.S. I am one hundred percent opposed to extending the existence of the Ferris wheel in its current place – our Park.



**From:** [Helga Zimmerer \(helga.zimmerer@gmail.com\) Sent You a Personal Message](mailto:helga.zimmerer@gmail.com)  
**To:** [Board of Supervisors, \(BOS\)](#)  
**Subject:** Stop the extension of the SkyStar Observation Wheel to protect our wildlife  
**Date:** Thursday, February 11, 2021 3:08:54 PM

---

This message is from outside the City email system. Do not open links or attachments from untrusted sources.

Dear San Francisco Board of Supervisors,

I am opposed to the Observation Wheel remaining in Golden Gate Park, San Francisco's premier historic landscape park and a major habitat area for birds and other wildlife. I appreciate that the Historic Preservation Commission limited the time period for the Observation Wheel to one year. I ask you to hold to this time period.

Our city parks are a vital refuge for wild animals struggling to deal with the loss of habitat and open space. Wildlife needs darkness. Light pollution can have a negative impact on birds – both resident and migrating – as well as bats, insects, amphibians, and other animals. Artificial light can alter an animal's circadian rhythm, disrupting breeding, foraging, and sheltering cycles. Furthermore, it can draw and disorient some species while repelling others – in both cases, to deadly effect. Golden Gate Park is one of the few places in San Francisco where wildlife can find refuge at night.

Since its inception, Golden Gate Park has provided the opportunity for families and children from all income levels to enjoy nature close to home; this is especially important for those who do not have easy access to distant natural areas. If our own local nature is continuously infringed upon by artificial attractions – particularly those which harm wildlife – then that deprives those communities of a direct experience with nature.

Please deny the extension and remove the Observation Wheel from Golden Gate Park permanently.

Sincerely,

Helga Zimmerer  
3724 Quintara St  
San Francisco, CA 94116  
[helga.zimmerer@gmail.com](mailto:helga.zimmerer@gmail.com)  
(415) 759-0358

This message was sent by KnowWho, as a service provider, on behalf of an individual associated with Sierra Club. If you need more information, please contact Elizabeth Hall at Sierra Club at [elizabeth.hall@sierraclub.org](mailto:elizabeth.hall@sierraclub.org) or (415) 977-5500.

**From:** [Haiwa Wu \(wados500@gmail.com\)](mailto:wados500@gmail.com) Sent You a Personal Message  
**To:** [Board of Supervisors, \(BOS\)](#)  
**Subject:** Stop the extension of the SkyStar Observation Wheel to protect our wildlife  
**Date:** Thursday, February 11, 2021 3:45:32 PM

---

This message is from outside the City email system. Do not open links or attachments from untrusted sources.

Dear San Francisco Board of Supervisors,

Golden Gate Park is my favorite place to view wildlife and enjoy some peace in the city. I'd be devastated if the Ferris wheel stays up for longer and harms the wellbeing of the park's wildlife.

I am opposed to the Observation Wheel remaining in Golden Gate Park, San Francisco's premier historic landscape park and a major habitat area for birds and other wildlife. I appreciate that the Historic Preservation Commission limited the time period for the Observation Wheel to one year. I ask you to hold to this time period.

Our city parks are a vital refuge for wild animals struggling to deal with the loss of habitat and open space. Wildlife needs darkness. Light pollution can have a negative impact on birds ? both resident and migrating ? as well as bats, insects, amphibians, and other animals. Artificial light can alter an animal's circadian rhythm, disrupting breeding, foraging, and sheltering cycles. Furthermore, it can draw and disorient some species while repelling others ? in both cases, to deadly effect. Golden Gate Park is one of the few places in San Francisco where wildlife can find refuge at night.

Since its inception, Golden Gate Park has provided the opportunity for families and children from all income levels to enjoy nature close to home; this is especially important for those who do not have easy access to distant natural areas. If our own local nature is continuously infringed upon by artificial attractions ? particularly those which harm wildlife ? then that deprives those communities of a direct experience with nature.

Please deny the extension and remove the Observation Wheel from Golden Gate Park permanently.

Sincerely,

Haiwa Wu  
732 Fell St  
San Francisco, CA 94109  
[wados500@gmail.com](mailto:wados500@gmail.com)  
(858) 761-7047

This message was sent by KnowWho, as a service provider, on behalf of an individual associated with Sierra Club. If you need more information, please contact Elizabeth Hall at Sierra Club at [elizabeth.hall@sierraclub.org](mailto:elizabeth.hall@sierraclub.org) or (415) 977-5500.

**From:** [SF Parc](#)  
**To:** [CPC-Commissions Secretary](#)  
**Cc:** [Commission, Recpark \(REC\)](#); [Board of Supervisors, \(BOS\)](#); [Breed, Mayor London \(MYR\)](#)  
**Subject:** HPC: letter from SPEAK opposing an extension to the time period for the Observation Wheel  
**Date:** Thursday, February 11, 2021 5:27:53 PM  
**Attachments:** [SPEAK neighborhood group -OPPOSE WHEEL IN GGP 2-11-21.pdf](#)

---

This message is from outside the City email system. Do not open links or attachments from untrusted sources.

***SPEAK*** SUNSET PARKSIDE EDUCATION AND ACTION COMMITTEE  
1329 7th Avenue, San Francisco, CA 94122-2507 (415) 976-4816

**To:** Historic Preservation Commission  
Recreation and Park Commission  
Board of Supervisors  
Mayor London Breed

**Date:** February 10, 2021

**Subject:** Oppose time extension for the Observation Wheel in the Music Concourse, Golden Gate Park

---

SPEAK is a neighborhood organization founded in 1969 to serve residents of the Sunset and Parkside Districts.

We appreciate that the Historic Preservation Commission limited the time period for the Observation Wheel to the end of the Anniversary Celebration. We ask you to hold to this time period.

Many years back, when the Music Concourse was threatened by the building of the underground garage, SPEAK weighed in to support the historic character of the Concourse and to oppose the destruction of the Bowl and the 100-year-old trees. Today, we face a different kind of destruction. The Observation Wheel is an intrusive, non-historic feature, that should not remain in the Music Concourse.

It is clear that the Department of Recreation and Park does not understand either the design or the intent of the Music Concourse. Unfortunately, this is often the case with historic and cultural landscapes. There is a tendency to give less importance to their preservation than is given to even the smallest feature on an historic building.

SPEAK is also appalled that the Recreation and Park Department is trying to keep this non-contributory feature in the Music Concourse based on economic arguments. If the City succumbs to 'how can we make money' arguments for all historic properties, then we will lose them very quickly. And while it is unfortunate that the Wheel operator MAY be losing money, that would have been the case wherever this Wheel was set up; San Francisco cannot sell off its crown jewel park for one out-of-town business owner.

Our members come from all economic backgrounds. They value golden Gate Park as a place to enjoy nature without having the expense and time to travel outside of the City. They also appreciate the areas of the park that they can visit often, with no cost. The Music Concourse is a place where they can relax in quiet and enjoy the trees and the fountains. The Observation Wheel, with its carnival atmosphere, not only does not fit with the historic character of the Concourse but also infringes on the peace and quiet of an area that is currently an attractant for those desiring to escape the noise and stress of the surrounding City.

Since its inception, Golden Gate Park has provided the opportunity for families and children from all income levels to enjoy nature close to home; this is especially important for those who do not have easy access to distant natural areas. If our own local nature is continuously infringed upon by artificial attractions — particularly those which harm wildlife — then that deprives those communities of a direct experience with nature.

Please deny the extension and remove the Observation Wheel from Golden Gate Park permanently.

Sincerely,

**Eileen Boken**

Eileen Boken, President



**SPEAK** SUNSET PARKSIDE EDUCATION AND ACTION COMMITTEE  
1329 7th Avenue, San Francisco, CA 94122-2507 (415) 976-4816

To: Historic Preservation Commission  
Recreation and Park Commission  
Board of Supervisors  
Mayor London Breed

Date: February 10, 2021

Subject: Oppose time extension for the Observation Wheel in the Music Concourse, Golden Gate Park

---

SPEAK is a neighborhood organization founded in 1969 to serve residents of the Sunset and Parkside Districts.

We appreciate that the Historic Preservation Commission limited the time period for the Observation Wheel to the end of the Anniversary Celebration. We ask you to hold to this time period.

Many years back, when the Music Concourse was threatened by the building of the underground garage, SPEAK weighed in to support the historic character of the Concourse and to oppose the destruction of the Bowl and the 100-year-old trees. Today, we face a different kind of destruction. The Observation Wheel is an intrusive, non-historic feature, that should not remain in the Music Concourse.

It is clear that the Department of Recreation and Park does not understand either the design or the intent of the Music Concourse. Unfortunately, this is often the case with historic and cultural landscapes. There is a tendency to give less importance to their preservation than is given to even the smallest feature on an historic building.

SPEAK is also appalled that the Recreation and Park Department is trying to keep this non-contributory feature in the Music Concourse based on economic arguments. If the City succumbs to 'how can we make money' arguments for all historic properties, then we will lose them very quickly. And while it is unfortunate that the Wheel operator MAY be losing money, that would have been the case wherever this Wheel was set up; San Francisco cannot sell off its crown jewel park for one out-of-town business owner.

Our members come from all economic backgrounds. They value Golden Gate Park as a place to enjoy nature without having the expense and time to travel outside of the City. They also appreciate the areas of the park that they can visit often, with no cost. The Music Concourse is a place where they can relax in quiet and enjoy the trees and the fountains. The Observation Wheel, with its carnival atmosphere, not only does not fit with the historic character of the Concourse but also infringes on the peace and quiet of an area that is currently an attractant for those desiring to escape the noise and stress of the surrounding City.

Since its inception, Golden Gate Park has provided the opportunity for families and children from all income levels to enjoy nature close to home; this is especially important for those who do not have easy access to distant natural areas. If our own local nature is continuously infringed upon by artificial attractions — particularly those which harm wildlife — then that deprives those communities of a direct experience with nature.

Please deny the extension and remove the Observation Wheel from Golden Gate Park permanently.

Sincerely,

*Eileen Boken*

Eileen Boken, President

**From:** [Perry Matlock \(savetheshellmounds@gmail.com\) Sent You a Personal Message](#)  
**To:** [Board of Supervisors, \(BOS\)](#)  
**Subject:** Stop the extension of the SkyStar Observation Wheel to protect our wildlife  
**Date:** Thursday, February 11, 2021 7:35:33 PM

---

This message is from outside the City email system. Do not open links or attachments from untrusted sources.

Dear San Francisco Board of Supervisors,

I am opposed to the Observation Wheel remaining in Golden Gate Park, San Francisco's premier historic landscape park and a major habitat area for birds and other wildlife. I appreciate that the Historic Preservation Commission limited the time period for the Observation Wheel to one year. I ask you to hold to this time period.

Our city parks are a vital refuge for wild animals struggling to deal with the loss of habitat and open space. Wildlife needs darkness. Light pollution can have a negative impact on birds ? both resident and migrating ? as well as bats, insects, amphibians, and other animals. Artificial light can alter an animal's circadian rhythm, disrupting breeding, foraging, and sheltering cycles. Furthermore, it can draw and disorient some species while repelling others ? in both cases, to deadly effect. Golden Gate Park is one of the few places in San Francisco where wildlife can find refuge at night.

Since its inception, Golden Gate Park has provided the opportunity for families and children from all income levels to enjoy nature close to home; this is especially important for those who do not have easy access to distant natural areas. If our own local nature is continuously infringed upon by artificial attractions ? particularly those which harm wildlife ? then that deprives those communities of a direct experience with nature.

Please deny the extension and remove the Observation Wheel from Golden Gate Park permanently.

Sincerely,

Perry Matlock  
300 2nd Ave Apt 5  
San Francisco, CA 94118  
[savetheshellmounds@gmail.com](mailto:savetheshellmounds@gmail.com)  
(415) 221-4240

This message was sent by KnowWho, as a service provider, on behalf of an individual associated with Sierra Club. If you need more information, please contact Elizabeth Hall at Sierra Club at [elizabeth.hall@sierraclub.org](mailto:elizabeth.hall@sierraclub.org) or (415) 977-5500.

**From:** [Ruben Canonizado \(rjcanon666@gmail.com\)](mailto:rjcanon666@gmail.com) Sent You a Personal Message  
**To:** [Board of Supervisors, \(BOS\)](#)  
**Subject:** Stop the extension of the SkyStar Observation Wheel to protect our wildlife  
**Date:** Friday, February 12, 2021 8:54:37 AM

---

This message is from outside the City email system. Do not open links or attachments from untrusted sources.

Dear San Francisco Board of Supervisors,

Keep amusement attractions out of the last refuge our S.F. critters have. It is not Disneyland.....

I am opposed to the Observation Wheel remaining in Golden Gate Park, San Francisco's premier historic landscape park and a major habitat area for birds and other wildlife. I appreciate that the Historic Preservation Commission limited the time period for the Observation Wheel to one year. I ask you to hold to this time period.

Our city parks are a vital refuge for wild animals struggling to deal with the loss of habitat and open space. Wildlife needs darkness. Light pollution can have a negative impact on birds ? both resident and migrating ? as well as bats, insects, amphibians, and other animals. Artificial light can alter an animal's circadian rhythm, disrupting breeding, foraging, and sheltering cycles. Furthermore, it can draw and disorient some species while repelling others ? in both cases, to deadly effect. Golden Gate Park is one of the few places in San Francisco where wildlife can find refuge at night.

Since its inception, Golden Gate Park has provided the opportunity for families and children from all income levels to enjoy nature close to home; this is especially important for those who do not have easy access to distant natural areas. If our own local nature is continuously infringed upon by artificial attractions ? particularly those which harm wildlife ? then that deprives those communities of a direct experience with nature.

Please deny the extension and remove the Observation Wheel from Golden Gate Park permanently.

Sincerely,

Ruben Canonizado  
918 Huron Ave  
San Francisco, CA 94112  
[rjcanon666@gmail.com](mailto:rjcanon666@gmail.com)  
(415) 334-1508

This message was sent by KnowWho, as a service provider, on behalf of an individual associated with Sierra Club. If you need more information, please contact Elizabeth Hall at Sierra Club at [elizabeth.hall@sierraclub.org](mailto:elizabeth.hall@sierraclub.org) or (415) 977-5500.

**From:** [Jaime Michaels \(jaimeenroute@yahoo.com\)](mailto:jaimeenroute@yahoo.com) Sent You a Personal Message  
**To:** [Board of Supervisors, \(BOS\)](#)  
**Subject:** Stop the extension of the SkyStar Observation Wheel to protect our wildlife  
**Date:** Saturday, February 13, 2021 8:37:52 AM

---

This message is from outside the City email system. Do not open links or attachments from untrusted sources.

Dear San Francisco Board of Supervisors,

Thank you for considering my voice of opposition to the extended time period during which the Observation Wheel remains in place. I believe that our beloved Golden Gate Park is appreciated for far more than the pay-per-use activities, such as the Wheel. This activity is expensive for families and does not necessarily add to the experience of enjoying the park; in fact, as previously stated, it actually will have an impact in several ways including on the patterns of birds in migration during the hours when the Wheel is lighted. Please consider that this activity should be in place no longer than the originally approved period during which it was intended to honor the Park's 150th anniversary. Again, thank you.

I am opposed to the Observation Wheel remaining in Golden Gate Park, San Francisco's premier historic landscape park and a major habitat area for birds and other wildlife. I appreciate that the Historic Preservation Commission limited the time period for the Observation Wheel to one year. I ask you to hold to this time period.

Our city parks are a vital refuge for wild animals struggling to deal with the loss of habitat and open space. Wildlife needs darkness. Light pollution can have a negative impact on birds ? both resident and migrating ? as well as bats, insects, amphibians, and other animals. Artificial light can alter an animal's circadian rhythm, disrupting breeding, foraging, and sheltering cycles. Furthermore, it can draw and disorient some species while repelling others ? in both cases, to deadly effect. Golden Gate Park is one of the few places in San Francisco where wildlife can find refuge at night.

Since its inception, Golden Gate Park has provided the opportunity for families and children from all income levels to enjoy nature close to home; this is especially important for those who do not have easy access to distant natural areas. If our own local nature is continuously infringed upon by artificial attractions ? particularly those which harm wildlife ? then that deprives those communities of a direct experience with nature.

Please deny the extension and remove the Observation Wheel from Golden Gate Park permanently.

Sincerely,

Jaime Michaels  
786 Clayton St  
San Francisco, CA 94117  
[jaimeenroute@yahoo.com](mailto:jaimeenroute@yahoo.com)  
(415) 317-5077

This message was sent by KnowWho, as a service provider, on behalf of an individual associated with Sierra Club. If you need more information, please contact Elizabeth Hall at Sierra Club at [elizabeth.hall@sierraclub.org](mailto:elizabeth.hall@sierraclub.org) or (415) 977-5500.

**From:** [Annalee Pineda \(annaleepinedasf@yahoo.com\) Sent You a Personal Message](mailto:annaleepinedasf@yahoo.com)  
**To:** [Board of Supervisors, \(BOS\)](#)  
**Subject:** Stop the extension of the SkyStar Observation Wheel to protect our wildlife  
**Date:** Saturday, February 13, 2021 10:22:47 AM

---

This message is from outside the City email system. Do not open links or attachments from untrusted sources.

Dear San Francisco Board of Supervisors,

I am opposed to the Observation Wheel remaining in Golden Gate Park, San Francisco's premier historic landscape park and a major habitat area for birds and other wildlife. I appreciate that the Historic Preservation Commission limited the time period for the Observation Wheel to one year. I ask you to hold to this time period.

Our city parks are a vital refuge for wild animals struggling to deal with the loss of habitat and open space. Wildlife needs darkness. Light pollution can have a negative impact on birds ? both resident and migrating ? as well as bats, insects, amphibians, and other animals. Artificial light can alter an animal's circadian rhythm, disrupting breeding, foraging, and sheltering cycles. Furthermore, it can draw and disorient some species while repelling others ? in both cases, to deadly effect. Golden Gate Park is one of the few places in San Francisco where wildlife can find refuge at night.

Since its inception, Golden Gate Park has provided the opportunity for families and children from all income levels to enjoy nature close to home; this is especially important for those who do not have easy access to distant natural areas. If our own local nature is continuously infringed upon by artificial attractions ? particularly those which harm wildlife ? then that deprives those communities of a direct experience with nature.

Please deny the extension and remove the Observation Wheel from Golden Gate Park permanently.

Sincerely,

Annalee Pineda  
1035 Sutter St Apt 24  
San Francisco, CA 94109  
[annaleepinedasf@yahoo.com](mailto:annaleepinedasf@yahoo.com)  
(415) 673-3558

This message was sent by KnowWho, as a service provider, on behalf of an individual associated with Sierra Club. If you need more information, please contact Elizabeth Hall at Sierra Club at [elizabeth.hall@sierraclub.org](mailto:elizabeth.hall@sierraclub.org) or (415) 977-5500.

**From:** [SF Parc](#)  
**To:** [Board of Supervisors. \(BOS\)](#)  
**Subject:** Oppose Observation Wheel in Music Concourse - Analysis of Extension Request and Reasons to Oppose  
**Date:** Saturday, February 13, 2021 11:08:45 AM  
**Attachments:** [image005.png](#)  
[SFUN - Argument against Observation Wheel remaining in GGP Music Concourse 2-9-21 -2\[2\]\[1\]\[1\].pdf](#)

---

This message is from outside the City email system. Do not open links or attachments from untrusted sources.

Board of Supervisors,

After first stating that the Observation Wheel would only be in Golden Gate Park for one year, the Department of Recreation and Park is now requesting that the Wheel remain an additional four years. **San Franciscans for Urban Nature opposes this extension.**

Given the historical inappropriateness of the Observation Wheel in this historic setting, the potential damage to wildlife, and the messages the wheel sends that artificial attractions are more important than parkland or habitat and that historic preservation must bow to commercial interests, we encourage the Historic Preservation Commission to enforce the original agreement and remove the Wheel from the historic Music Concourse at the end of the original one-year time period.

Attached and below please find SFUN's analysis of the proposal and our reasons for opposing this extension.

Thank you for your consideration.

San Franciscans for Urban Nature (SFUN)  
Observation Wheel Sub-Committee



++++++

*San Franciscans for Urban  
Nature*

---

## **Arguments against the Observation Wheel remaining in the Music Concourse in Golden Gate Park**

**Prepared for the San Francisco Historic Preservation Commission and Staff**

**February 9, 2021**

### **Introduction**

We wish to thank the Commission for setting a deadline for the removal of the Observation Wheel from the Music Concourse in a few months. The Wheel was installed by the Recreation and Park

Department (Rec and Park) to celebrate the 150th Anniversary of Golden Gate Park. That event, like so many other activities, was truncated by COVID and is now ending.

Despite claiming initially that the Wheel was to be in place for the purpose of the one-year celebration of the 150th Anniversary of Golden Gate Park, the Rec and Park has now asked to keep the Wheel in the Music Concourse for four more years.

**SFUN opposes this extension.** Our concerns are outlined in the following report.

## Table of Contents

### [Introduction. 1](#)

### [Negative impact on the historic character of the Music Concourse. 2](#)

### [Negative impact on the historic character of Golden Gate Park. 3](#)

### [Economic Analysis of Claims made in RPD supporting document regarding fulfilling original expectations 4](#)

#### [Expectations about Wheel Ridership. 4](#)

#### [Expectations about operator income. 4](#)

##### [Revenues. 4](#)

##### [Extra Costs. 5](#)

#### [Final Rebuttal to argument that the wheel's stay should be extended "to help offset the financial hardship suffered by the Operator.". 6](#)

### [Rebuttal to RPD claims of increased economic benefits from increased tourism and visitors in Golden Gate Park due to the Wheel 6](#)

### [30 x 30 State and National Executive Orders. 7](#)

### [San Francisco is a biophilic city and as such should be working to "build an understanding of the value and contribution of nature in cities". 7](#)

### [Lack of adequate environmental review and references by staff to past flawed environmental review documents. 8](#)

### [Golden Gate Park 's historic habitat is negatively impacted by the Wheel 9](#)

### [City policy supports protecting biodiversity in parks. 11](#)

### [RPD's own strategic plan supports stewardship of SF's natural resources. 11](#)

### [The negative impact of loss of nature on children's development. 11](#)

### [The negative impact of loss of local access to nature on social equity. 11](#)

### [When does 'temporary' become 'permanent'?. 12](#)

### [Conclusions. 13](#)

### [Appendix A: Photo of Wheel in Music Concourse. 14](#)

### [Appendix B: Golden Gate Park as a refuge from the city surrounding it. 15](#)

## Negative impact on the historic character of the Music Concourse

The Recreation and Park Department packet referenced the 1894 Mid-Winter Exposition as a reason to allow the Ferris wheel in the Concourse. However, if one reviews the documentation, the National Register contains three full pages of lists of Individual Park Resources in Golden Gate Park, and the 6-month Ferris wheel from the Mid-Winter Exposition is not on that list. <sup>[1]</sup> The City landmarking (#249) does not list a Ferris wheel as either contributing or non-contributing. <sup>[2]</sup>

The City landmarking lists the French Formal design of the area, which features a main axis and secondary intersecting axes, all of which are listed as important Contributory Features in the landmarking documents. <sup>[3]</sup> However, the Ferris Wheel is not aligned with the central axis and is completely out of scale with the other elements in the Concourse. While the Temple of Music's architecture, placement and scale fit with the overall formal design, the Wheel is, first of all, too large when compared to the scale of the other elements. Its off-center location and enormous size detract from the formal design. As such the Wheel dominates the eastern end of the Concourse and detracts from its historic character.

The Music Concourse's formal design, along with the circular fountains, place the focus of the design on the Bandshell and lend a feeling of serenity to the area. This calm has been enjoyed throughout the COVID crisis by people who enjoy walking through the area, doing meditative exercise in the gravel planting areas, or relaxing on the benches that line the paths and reinforce the design. Unfortunately, that feeling of sanctuary has been disturbed by the presence of what can only be described as a carnival attraction.

SF Heritage has reinforced this view by pointing out that:

"a decision should not be based on whether people enjoy amusement rides, but of the impact the massive structure has on a landmarked landscape. The view from the top of the \$18 ride may be impressive, but the same can't be said from ground level, where security fencing, lights, an ever-present patrol car, an enormous tarped-and-fenced-off generator, and the massive wheel itself all clutter and block views of the Concourse. This was never a good place for such an attraction. Please do not encourage continuation of the observation wheel and if, in the end, you decide to extend the time, again set an end date, so that the Recreation and Park Department is not tempted to permanently disfigure the Music Concourse." <sup>[4]</sup>

Lest we think the public is insensitive to the nuances of historic landscape design and intent, please note that this has been remarked on in public testimony and letters by members of the general public.

- "... In this pandemic time, we desperately need respite in quiet natural areas such as the Golden Gate Park." AM. Opposition letter to RPC: 02-02-21
- "... For me it interferes with the natural environment the park was historically created to provide its visitors. Its overwhelming presence disrupts a sense of peace and sanctuary that I personally go there to experience." SW. Opposition letter to RPC: 02-04-21.



## Negative impact on the historic character of Golden Gate Park

The National Register designation describes Golden Gate Park as a "*green oasis in a sea of urbanization*."<sup>[5]</sup> The Register further states that,

*"Golden Gate Park was conceived as a naturalistic pleasure ground park to provide a sylvan retreat from urban pressures for all citizens, rich and poor. . . With development spurred on by the park, the city grew up around the park and it is now a green oasis in a sea of urbanization."*<sup>[6]</sup>

This is especially true during the COVID pandemic, when San Francisco residents have been flocking to our parks in record numbers for the sustenance provided by nature.

According to the National Register listing,

*"Although the park contains the individual resources listed here, it is important to view Golden Gate Park as a whole. Golden Gate Park was developed over many years, but it was conceived as a single creation that we now consider an historic designed landscape."*<sup>[7]</sup>

Unfortunately, by promoting the Observation Wheel as a symbol of Golden Gate Park, the Recreation and Park Department has made a symbolic statement that Golden Gate Park is meant to be seen as a series of artificial attractions, not as a landscape. This will change how the public sees and uses the Park. Since its inception, there have been innumerable proposals to add built attractions to Golden Gate Park. The Wheel sets a bad precedent that can lead to further cannibalization of the Park by even more attractions, buildings, and other built elements and the eventual loss of its historic character and significance. This is what happened to the Beach Chalet Soccer Fields in the western end of the Park. Paving over a natural meadow with artificial turf, adding various built elements, and introducing various sports stadium lighting, caused that section of the park to lose its listing in the National Register.

Instead of the totally artificial, non-contributory Observation Wheel becoming the center of the anniversary celebration, over the last year the people of San Francisco came to Golden Gate Park and celebrated it as a landscape park, finding relief and inspiration in its lawns, meadows, forests, and lakes. The true celebration of the 150th Anniversary of Golden Gate Park became the rediscovery of our iconic park as a landscape park by the people of San Francisco.

## Economic Analysis of Claims made in RPD supporting document regarding fulfilling original expectations<sup>[8]</sup>

.

*"...extension will accommodate the anticipated riders from the original permit ..."*

[RPD Staff Report to RecPark Commission Operations Committee].<sup>[9]</sup>

### Expectations about Wheel Ridership

We are not aware of any contractual obligation guaranteeing SkyStar a minimum number of wheel riders. This section addresses the statement that during the 150th celebration year, total ridership was expected to be 500,000.

Actual ridership during 39 days of operation in 2020 at 25% capacity has been reported as 65,700

[1685/day on avg.], leaving the operator 434,300 riders short of the stated expectation. With use of some simple arithmetic, one can predict that even at 25% capacity, it should only take about 37 weeks – about 8.5 months- to get those additional 434,300 riders. At full capacity it would take even less time.

We realize no one knows how long it might be before the wheel could start operating again. Even so, and even if it were accepted (which we do not) that the wheel should be allowed to resume operating so that ridership can reach a level close to what was expected during the single originally permitted year of operation, it should not take more than 8.5 months of additional operation for such a goal to be achieved.

**Conclusion: As part of the four-year extension proposal, there is absolutely no way to justify asking for a 2-year extension to make up for lost ridership during the 150th Anniversary Celebration.**

### Expectations about operator income

#### Revenues

Based on simple calculations, a conservative estimate is that during the 39 days of operation, gross revenues from ticket sales were close to \$1,000,000. Gross revenues after revenue sharing (roughly \$.89 per ticket on average goes to the San Francisco Parks Alliance, a total of \$58,309) were roughly \$942,000.

[Explanation:

Ticket prices are: \$18 for those aged 13-64, \$12 for seniors 65+ and children 3-12, free for children 2 and under.

65,700 people are reported to have taken rides on the wheel when it was operating. The proportion in each age category is unknown, but some idea about possible gross revenues from those riders can easily be generated using hypothetical average ticket prices.

#### **If Avg. ticket price is:**

#### **Expected gross\*\* revenues would be:**

|                                                |             |
|------------------------------------------------|-------------|
| \$12 (all riders are seniors or children 3-12) | \$ 788,400  |
| \$15 (half paid \$12 and half paid \$18)       | \$ 985,500  |
| \$18 (all riders are adults or children 13+)   | \$1,182,600 |

[ \*\*It is stated that few of the 500 free tickets for at-risk youth were used, so they were ignored for purposes of these calculations; it is unknown how many riders were children 2 or younger OR if they were even counted as riders.]

In addition to ticket sales, the operator also had a photography booth and a retail sales booth selling food & drink in addition to other items. Actual gross revenues (minus 5% revenue sharing on sales) would include an unknown amount of income from those as well.

## Extra Costs

In the request to amend the CofA, reference is made to “significant” COVID related costs incurred by the operator; specifically, costs of securing and maintaining the wheel during closure, and those of following COVID requirements for extra staffing and protocols.

Of course, it makes sense that there might have been extra, unanticipated costs. **Large numbers of businesses in the city and elsewhere have incurred the same kinds of COVID related costs.**

But without actual \$ figures it is hard to judge how “significant” the operator’s extra costs were. Questions to which it would be helpful to have answers:

---How much HIGHER were costs as compared to normal operating costs? (For example, wouldn’t the wheel normally have to be secured and maintained?)

---During the time when the wheel was not operating, some costs would be lower than normal. What were the **net** extra costs?

Whatever the level of net extra costs, surely some of them were covered by the \$93,830 forgivable PPP Loan via the Federal CARES act that Skystar Wheel LLC received in April 2020. [<https://avanan.url-protection.com/v1/url?o=https%3A//www.federalpay.org/paycheck-protection-program/skystar-wheel-llc-saint-louis-mo%5D.&g=ODk0MTI1NmM3YjA3YzUwYg==&h=MGIwOGE4NWY3MjI4N2NlMWU1MzhkYmQyM2VkMzExMmQyMWE0MzcwNzdiMmY5MDM1ZjY0MTBiODNhMTM1MDIxMA==&p=YXAzOnNmZHQyOmF2YW5hbGpvZmZpY2UzNjVfZW1haWxzX2VtYWlsOmZmOTA3NjEyNTUyMTYxMjRiOTFiY2JhY2M0NzRhNTg0OnYx>]

**Summary: The operator no doubt had extra COVID related costs (even allowing for any decline in normal operating costs during the period of non-operation.) Some of those costs were covered by the forgivable PPP Loan, and some by revenues received. Without actual figures, it is hard to know if the operator was in any worse financial state than any other business. Furthermore, why should San Francisco be responsible for expenses that the operator would probably have had at any location they chose to set up?**

Final Rebuttal to argument that the wheel's stay should be extended "to help offset the financial hardship suffered by the Operator."

Why should a department in the city of San Francisco be so concerned about helping a business headquartered in St. Louis MO when so many businesses here in the City need help?

SkyStar LLC took the gamble to bear the expenses of setting up to operate here, hoping to reap rewards in the form of lots of short-term revenues. It is bad luck that the gamble might not pay off, just as it is unfortunate that lots of locally based businesses are in trouble. **That is no reason to allow a business to continue to operate in a site where it should not have been permitted to do so in the first place.**

Rebuttal to RPD claims of increased economic benefits from increased tourism and visitors in Golden Gate Park due to the Wheel

From the Rec and Park request for an extension: [\[10\]](#)

*“During the brief time that the wheel was open, the wheel encouraged new visitors to the park and increased visits to museum institutions and local merchants in the Inner Sunset, as well as nearby commercial corridors in the Richmond and NOPA/Haight.” [\[11\]](#)(RPD)*

Rec and Park has not provided any data to support this claim. Were local businesses in the area surveyed to find out if they did indeed get business from wheel riders? Were riders asked if they patronized area businesses that they do not usually patronize? Or where they come from? In fact, during the RPC Operations Committee meeting of February 4th, a caller stated that he had requested this data and was still waiting to receive it. Given that tourism is virtually non-existent, it is unlikely that there have been numerous “new visitors” to the park at this time, purportedly drawn by the wheel.

The business area closest to the Music Concourse is centered at 9th and Irving, where there are cafes, restaurants and retail businesses such as Green Apple Books. Parking is difficult, so it has always been patronized more by locals who can easily walk there for a meal or shopping. The locals continue to support the businesses that offer takeout and online ordering. These are the same people who use the park regularly for walking, running, bicycling, and just sitting in nature, because the park is in their backyard. Before COVID, 9th and Irving was a thriving area without the Ferris wheel and will be again after COVID is under control. The commercial corridors in the Richmond and NOPA/Haight are not nearby.

The SkyStar Observation Wheel also sells food and drink in its retail sales outlet. This competes not only with local merchants, but also with Golden Gate Park Concessionaires like Annie’s Hot Dogs and the institutions. It is inconsistent to say that the wheel is benefitting local merchants when in fact the wheel is competing against them.

“Tourists will be drawn back to San Francisco for this new experience.” [\[12\]](#)

**Seriously? Are we to believe that tourists will travel to San Francisco to take a 12-minute ride on a Ferris wheel in the middle of a park that offers so many other attractions, located in a city full of them?** Tourists who are looking for amusement park rides will go to Disneyland or Disney World or Six Flags in Vallejo or the Nut Tree Plaza in Vacaville. Tourists who come to Golden Gate Park want to see the Botanical Garden, the Japanese Tea Garden, the Conservatory of Flowers, the De Young Museum, or the Cal Academy. And they can always go up in the 144-foot-tall De Young Tower for free.

**The Wheel is a relic from a celebration that has passed. It certainly is not integral to economic recovery in San Francisco.**

## 30 x 30 State and National Executive Orders

Both President Biden [\[13\]](#) and California Governor Newsom [\[14\]](#) have now issued executive orders, calling for preservation of 30 percent of lands and coastal water by 2030. California is the first state to adopt "30 by 30" as an official goal -- that is, to fight crises of species extinction and biodiversity

loss, as well as effects of climate change, by conserving at least 30 percent of our lands and coastal waters to benefit nature by 2030. .

Biologists say 30 percent is the very minimum needed to keep our world in balance, and many view it not as a final goal but as a stepping stone on the way to conserving "half earth". The concept of "nature needs half" was first formally promulgated in fall of 2009, at the Ninth World Wilderness Congress, in Merida, Mexico, and has achieved wide global concurrence since then from scientists in many countries.

Yet, expanding green areas in our city is no simple task; densely built up commercial and residential areas do not make it easy to find additional open space that can be made into new parks. **The simplest way to enhance biodiversity and also to increase equitable access to Nature in our present green areas, with minimal capital investment and construction needs, is to make present parks MORE Nature friendly by decreasing development in parks – not increasing it.**

San Francisco is a biophilic city and as such should be working to "build an understanding of the value and contribution of nature in cities"

San Francisco has declared itself to be a biophilic city. <sup>[15]</sup> From the stated mission of Biophilic Cities: *"Partners with cities, scholars and advocates from across the globe to build an understanding of the value and contribution of nature in cities to the lives of urban residents. As a central element of its work, Biophilic Cities facilitates a global network of partner cities working collectively to pursue the vision of a natureful city within their unique and diverse environments and cultures. These partner cities are working in concert to conserve and celebrate nature in all its forms and the many important ways in which cities and their inhabitants benefit from the biodiversity and wild urban spaces present in cities. Biophilic Cities acknowledges the importance of daily contact with nature as an element of a meaningful urban life, as well as the ethical responsibility that cities have to conserve global nature as shared habitat for non-human life and people."* <sup>[16]</sup>

Lack of adequate environmental review and references by staff to past flawed environmental review documents

The Sierra Club has expressed concerns about the lighted Observation Wheel, because it was installed without an adequate environmental review. <sup>[17]</sup>

During public hearings on the Wheel, staff has referred to the Environmental Impact Report for the Beach Chalet Soccer Fields as evidence that the lighted Wheel is not environmentally impactful. However, the EIR for that project was deeply flawed. In a letter analyzing the lighting section of the EIR for the Beach Chalet Soccer Fields, internationally renowned lighting experts, Dr. Travis Longcore, and Catherine Rich, made the following statements:

"The project proposal and analysis set forth in the EIR does not adequately describe the extent of light pollution that would occur from the new sports field lighting, nor does it take into account the exacerbating effects of the unique weather conditions on the western side of San Francisco and the project site's location 450 feet from the beach. It improperly discounts the potential impacts to biological resources including nesting birds in the park, migratory birds, seabirds, shorebirds, bats, and any other species

currently living in the vicinity of the sports fields. The EIR for the proposed project is far too optimistic that mitigation measures such as lamp design will limit any adverse impacts, especially since the EIR for the project fails to exhibit knowledge of the basic physical properties of light or the different ways in which light affects animal species, including humans. In short, and as elaborated below, the proposed project would create a luminous dome of bright white light where it is currently darker than the surrounding city. This dome, especially under foggy conditions (which occur at least one third of the year), would be the defining visual feature of the nighttime environment in the National Park to the west, and would increase ambient illumination over a wide area to levels that are ecologically disruptive."

" Based on the analysis above, we conclude that *the project goal of a lighted field cannot be achieved without significant adverse impacts on coastal zone resources*. The Commission should protect those resources, and in this instance, should only approve a renovated grass field and bathroom structure without any of the proposed sports field lighting . . . [\[18\]](#)

## Golden Gate Park 's historic habitat is negatively impacted by the Wheel

Golden Gate Park is more than a historic retreat from city life for its human residents; it is also a historic home for wildlife. Wildlife have been an intrinsic part of the Park's history. Early in the Park's development, various animal species were introduced and were popular with visitors.[\[19\]](#) As the Park evolved and the trees and shrubs developed into valuable habitat, the Park became populated with many native wildlife species that have turned to our urban parks for shelter, both as a daytime habitat and also a nighttime refuge. The Park also became a place that people visit to view wildlife in their own habitat.

Even though this installation and operation have lacked adequate environmental review, various other studies indicate that the Observation Wheel can threaten wildlife habitat in Golden Gate Park:

- Dark skies and quiet night-time areas are important for wildlife health, providing rest and cover from predators.[\[20\]](#)
- Golden Gate Park is on the path of the Pacific Flyway, and as such, thousands of birds pass over at night during the bird migration seasons.[\[21\]](#) Birds can be drawn off course due to night time artificial lighting, resulting in disorientation and collisions during bird migration. With its several-story height, and very bright lights, there is potential for harm in distracting and deterring birds from their habitat in Golden Gate Park [\[22\]](#)
- Too much artificial lighting can have an impact on their lifecycles and nesting patterns. [\[23\]](#)
- Not only birds but also insects are impacted by the presence of artificial nighttime lighting, resulting in clustering around the lights until they are exhausted; this has contributed to the decline of the insect population.[\[24\]](#) Insects are vital to the health of the food chain.[\[25\]](#)
- The San Francisco-based Chapter of California Native Plant Society (Yerba Buena Chapter) has expressed strong opposition to continuation of the Observation Wheel due to the impact it may have on Golden Gate Park's biodiversity.

*"The United Nations' Global Assessment Report on Biodiversity and Ecosystem Services*

has found a 45 percent decline in insect populations – insects that rely on our native plants for food – in just in the past 40 years. Lighting pollution has been cited as a major contributor to the decline of insect populations. Insects are most attracted to blue and white light, though shades of orange, yellow and red also draw them in. [26]

"The Wheel operates in a broad spectrum of colors late into the night flashing many of these colors. Half of all insect species are nocturnal. [27] It has long been known that artificial night lighting affects wildlife through attraction and disorientation, [28] and recent research has documented the extent of the adverse consequences of artificial night lighting to include, for example, plant phenology [29], predator-prey relations, [30] circadian rhythms, [31] and nocturnal rest and recovery. [32] Importantly, light attraction and disorientation results in direct mortality of many groups of insects [33], birds [34], including seabirds [35], contributing to species decline [36]. Insects form the basis of food webs that feed everything from fish on up to grizzly bears. Birds, in particular, depend on them."

- Bats can be impacted by high frequency and ultra-frequency sound pollution from equipment that is run at night when they are hunting, resulting in failed feedings and potential collisions and mortality. What is the impact on the wildlife that have to live with this noise 24/7? Security lights are left on all night and are overly bright, even compared to the other facilities in the Concourse. The Music Concourse is not a crime center, and we assume that any funds are removed from the area at end of the business day.

The artificial lighting and generator noise and fumes also can contribute to human health problems:

- The bright lights impact the skies over the Park, providing a glow on foggy nights that contributes to blocking out the night sky. According to the Dark Sky Association, "The inappropriate or excessive use of artificial light – known as light pollution – can have serious environmental consequences for humans, wildlife, and our climate." [37]
- Generator noise has already been recorded in multiple complaints to the Recreation and Park Department. What is the impact on residents and Park users who visit the Concourse frequently?
- Generator fumes have also been recorded in complaints. What City and other regulations should be applied to this use of a diesel generator?

## City policy supports protecting biodiversity in parks

San Francisco city policy supports protecting biodiversity in our parks,

"...The City should employ appropriate management practices to maintain a healthy and resilient ecosystem which preserves and protects plant and wildlife habitat. (ROSE, Policy 4.1). [38]

## RPD's own strategic plan supports stewardship of SF's natural resources

The 2020-2024 Strategic Plan for the Department of Recreation and Park states as one of five goals

for the Department, to

*"Inspire stewardship - protect and enhance San Francisco's precious natural resources through conservation, education, and sustainable land/facility management practices."* [\[39\]](#)

## The negative impact of loss of nature on children's development

San Francisco has a great many artificial, lighted attractions. However, the long-term loss of nature deprives children of the opportunity to learn about and to enjoy the natural world outside of books or museum exhibits. As Richard Louv states in his pivotal book about the important for childhood development of experiencing nature:

*"... the child in nature is an endangered species, and the health of children and the health of the Earth are inseparable."* [\[40\]](#)

What is the lesson for the children who come to see the Observation Wheel? That it is all right to damage the environment for short-term gain -- instead of teaching them the need to protect the environment over the long term.

## The negative impact of loss of local access to nature on social equity

Not all people enjoy an equal access to Nature. Throughout the world, throughout our nation, throughout our state, and even in our city, there is a "Nature Gap". Where people live and what their income levels are directly affects their practical ability to immerse themselves in or even very occasionally to visit natural, green areas. And all natural, green areas are not the same; any city can feature a large number of small parks or parklets (occupying one block or less). It is not so easy to have multiple large, wild areas—that offer the maximum ability to create urban biodiversity—and provide people a profound Nature experience.

San Francisco is exceptionally fortunate to have Golden Gate Park, which is big enough and in many parts of it, wild enough, to allow habitat, and to allow residents to wander freely and immerse themselves in Nature. From most under-served neighborhoods in the city, such as the Tenderloin, the Mission, and even Hunters Point, Golden Gate Park can be reached relatively easily via city bus.. Its Nature features can be enjoyed without additional expenditures for a whole afternoon, even a whole day by anyone. This is especially relevant for San Franciscans who do not own second homes outside of the city or cannot afford – either by money or by time or both -- to visit distant national parks or national forests, or other public lands offering natural landscapes and remote recreational opportunities. Nature in Golden Gate Park must be preserved - without being compromised by interference from unnatural structures - to allow for these communities to enjoy nature locally and for children to develop a love of and appreciation for the natural world.

The present pandemic, still far from over with, has only accentuated these needs. Unable or unwilling now to make long risk-fraught travels, and beset by multiple uncertainties and concerns, people have increasingly turned to nearby Nature for solace. What a difference to the spirit an hour spent surrounded by Nature's peace and quiet amid green spaces can make!

The recent report from the Hispanic Access Foundation, entitled, "The Nature Gap" highlights this inequity; among the report's "key findings":

"Nature is supposed to be a "great equalizer" whose services are free, universal, and accessible to all humans without discrimination. In reality, however, American society



distributes nature's benefits—and the effects of its destruction and decline—unequally by race, income, and age.

In many parts of the country, the coronavirus pandemic has exposed an uneven and inequitable distribution of nearby outdoor spaces for recreation, respite, and enjoyment. Particularly in communities of color and low-income communities, families have too few safe, close-to-home parks and coastlines where they are able to get outside. At this time of social distancing, when clean, fresh air is most wanted and needed, nature is out of reach for too many.

The unequal distribution of nature in America—and the unjust experiences that many people of color have in the outdoors—is a problem that national, state, and local leaders can no longer ignore. With scientists urging policymakers to protect at least 30 percent of U.S. lands and ocean by 2030 to address the biodiversity and climate crises, now is the time to imagine how, by protecting far more lands and waters over the next decade, the United States can guarantee every child in America the opportunity to enjoy the benefits of nature near their home. " [\[41\]](#)

## When does 'temporary' become 'permanent'?

The continued presence of the Wheel will contribute to the possibility of the Wheel becoming a permanent installation in Golden Gate Park. As SF Heritage pointed out during a hearing last year, the more Instagram photos taken and the more people get used to it, the more likely it is that it will become a permanent fixture in the center of our landmarked Music Concourse.

The Department of Recreation and Park is now involved in intense lobbying, using city employees to gather support from various organizations, many of which depend on the Parks. [\[42\]](#) [\[43\]](#) In addition, Rec and Park has negotiated from the vendor thousands of free tickets, as part of the contract; the tickets are an enticement for cash-strapped groups to support this project.

In fact, letters from the public are already advocating for this structure to be made permanent.:

- Letter to RPC, 12-03-2020, SB: "I would be very happy to have it as a permanent part of the park...."
- Letter to RPC, 12-14-20, CM: "I hope someone starts a movement to have this added as a permanent addition to the park."

**It will be extremely difficult to remove the Wheel after a long extension.**

## Conclusions


Given the historical inappropriateness of the Observation Wheel in this historic setting, the potential damage to wildlife, and the message the wheel sends that artificial attractions are more important than parkland or habitat, and especially, the message that historic preservation must bow to commercial interests, we encourage the Historic Preservation Commission to enforce the original agreement and remove the Wheel from the historic Music Concourse at the end of the one-year time period.

## Appendix A: Photo of Wheel in Music Concourse




The brightly lighted wheel in the Music Concourse. The lights on the gondolas cannot be turned off. The ring and other lights have been left on constantly, even on days and nights that the Wheel was shut down

## Appendix B: Golden Gate Park as a refuge from the city surrounding it.

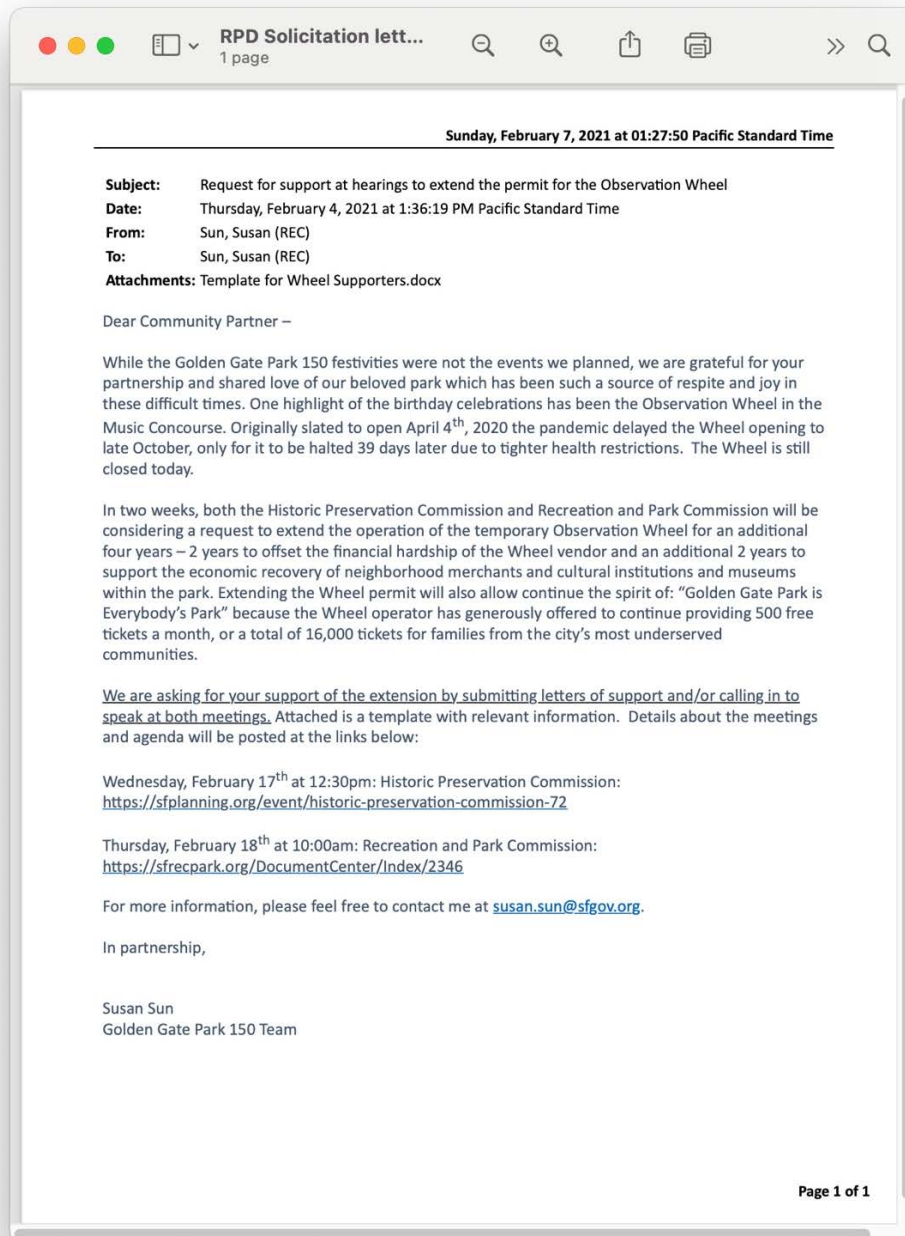


Golden Gate Park - A haven from the noise and lights of the surrounding urban environment, for people and for wildlife.



The brightly-lighted Wheel as seen towering over the park trees, from Parnassus Heights. The de Young Tower with its subdued night lighting is by the arrow..

## Appendix C: RPD Solicitation letter



## Appendix D: RPD Template for Soliciting Comments

Historic Preservation Commissioners/ Recreation and Park Commissioners,

I am writing in support of the Sky Wheel in Golden Gate Park.

A COUPLE SENTENCES ABOUT WHO YOU ARE AND WHY THE WHEEL IS IMPORTANT TO YOU. (eg: As a



resident of the Inner Sunset close to the Wheel my family and I delight in seeing the symbol of hope during our visits to Golden Gate Park.)

Parks and open spaces have provided immeasurable opportunities for physical and mental health well-being during this pandemic. The addition of the Observation Wheel in Golden Gate Park has only added to rich amenities that are available to be explored and enjoyed by all. I know that the Wheel needs to be closed right now for health reasons, but my family and I are looking forward to riding it when it is safe again to do so. Even closed it makes the Music Concourse a nice place to visit and get outside, and when it reopens it will be a wonderful place to belatedly celebrate the 150<sup>th</sup> Anniversary of our beloved park.

**FROM BUSINESS OWNERS/SUNSET ADVOCATES:** It's no secret that our business community has been economically impacted by COVID-19. The Sky Wheel has helped bring increased foot traffic to our neighborhood and businesses that are desperately needing patronage. As health restrictions are lessened, I hope that we experience increased foot traffic for the small businesses in the Richmond and Sunset that have been so hard hit by the Shelter in Place restrictions.

I look forward to celebrating our community through the holidays and then, I hope with a ride on the wheel to take in a view of this entire beautiful city.

Best regards,

XXXXXXX

\*\*\* \*\*

\*\*\*\*\*  
\*\*\*\*\*

NOTE: Footnotes can be found by opening the attached document.

[www.surbannature.org](http://www.surbannature.org)

---

[1] "National Register of Historic Places," OMB No. 1024-0018, United State Department of the Interior, National Park Service, Oct. 15, 2004 certification. Section 7, pages 3- 5.

[2] Music Concourse landmarking #249, Attachment F.

[3] Music Concourse landmarking #249, Attachment F.

[4] SF Heritage, Letter to HPC, "Casa Sanchez, Mission Cultural Center, and GGP Observation Wheel," 12-15-20.

[5] "National Register of Historic Places," OMB No. 1024-0018, United State Department of the Interior, National Park Service, Oct. 15, 2004 certification. Section 7, page 1.

[6] "National Register of Historic Places," OMB No. 1024-0018, United State Department of the Interior, National Park Service, Oct. 15, 2004 certification. Section 7, page 1.

[7] "National Register of Historic Places," OMB No. 1024-0018, United State Department of the Interior, National Park Service, Oct. 15, 2004 certification. Section 7, page2.

[8] "Golden Gate Park 150<sup>th</sup> Anniversary – Observation Wheel Installation, Amendment to Extend Permit Term to March 1, 2025," 02-04-21

[9] "Golden Gate Park 150<sup>th</sup> Anniversary – Observation Wheel Installation, Amendment to Extend Permit Term to March 1, 2025," 02-04-21

- [10] "Golden Gate Park 150<sup>th</sup> Anniversary – Observation Wheel Installation, Amendment to Extend Permit Term to March 1, 2025," 02-04-21, page 2
- [11] Golden Gate Park 150<sup>th</sup> Anniversary – Observation Wheel Installation, Amendment to Extend Permit Term to March 1, 2025," 02-04-21.
- [12] "Golden Gate Park 150<sup>th</sup> Anniversary – Observation Wheel Installation, Amendment to Extend Permit Term to March 1, 2025," 02-04-21, page 2.
- [13] Executive Order on Climate Change, President Biden, January 26, 2021
- [14] Executive Order, Governor Newsom, October 7, 2020
- [15] <https://www.biophiliccities.org/san-francisco>
- [16] <https://www.biophiliccities.org/our-vision>
- [17] Sierra Club San Francisco Group, letters of 0107-20 and 10-27-20.)
- [18] "Effects of Night Lighting from Proposed Beach Chalet Athletic Fields Renovation, San Francisco, California " Travis Longcore, Ph.D. Catherine Rich, J.D., M.A., March 26, 2013. The full report can be read at [www.sfurbannature.org](http://www.sfurbannature.org) .
- [19] "Golden Gate Park at Your Feet," Doss, Margot Patterson, 1978. `..Elk, bears, beavers, ... kangaroos, sheep and moose also have roamed in park meadows . . ." page 154.
- [20] <https://www.darksky.org/light-pollution/wildlife/>
- [21] <https://www.sfbayjv.org/about-san-francisco-bay.php>
- [22] <https://www.pnas.org/content/114/42/11175>
- [23] <https://www.darksky.org/light-pollution/wildlife/> and <https://phys.org/news/2020-11-artificial-night-widespread-impacts-nature.html>
- [24] <https://www.nature.com/articles/d41586-018-00665-7>
- [25] <https://www.sciencedaily.com/releases/2020/11/201102120053.htm>
- [26] "Re: Item 2, Golden Gate Park Music Concourse – Observation Wheel Permit Amendment, " California Native Plant Society letter, to Historic Preservation Commission, 2-3-21
- [27] <https://avanan.url-protection.com/v1/url?o=https%3A//www.smithsonianmag.com/smart-news/light-pollution-contributes-insect-apocalypse-&g=NmQ3ODJmYjMwMjY5ZGU2Zg==&h=ZDVhNmY4ZjQ4MGUyMjAwMjU3NTg3OTczY2RjMGYyNGFIZDhmMzcxZjE1NmUyMmIwYmZmNTcxYmU1N2MxNzIxNg==&p=YXAzOnNmZHQyOmF2YW5hbGpvZmZpY2UzNjVfZW1haWxzX2VtYWlsOmZmOTA3NjEyNTUyMTYxMjRiOTFiY2JhY2M0NzRhNTg0OnYx180973642/>
- [28] Allen, 1880
- [29] Somers-Yeates et al., 2016
- [30] Minnaar, Boyles, Minnaar, Sole, & McKechnie, 2015
- [31] Dominoni, 2015
- [32] Gaston, Bennie, Davies, & Hopkins, 2013
- [33] Eisenbeis & Hänel, 2009
- [34] Longcore et al., 2012
- [35] Rodríguez et al., 2017b
- [36] ox, 2013;Wilson et al., 2018
- [37] <https://www.darksky.org/light-pollution/>
- [38]

*"Recreation and Open Space Elements (ROSE), OBJECTIVE 4, PROTECT AND ENHANCE THE BIODIVERSITY, HABITAT VALUE, AND ECOLOGICAL INTEGRITY OF OPEN SPACES AND ENCOURAGE SUSTAINABLE PRACTICES IN THE DESIGN AND MANAGEMENT OF OUR OPEN SPACE SYSTEM"*

[https://generalplan.sfplanning.org/Recreation\\_OpenSpace\\_Element\\_ADOPTED.pdf](https://generalplan.sfplanning.org/Recreation_OpenSpace_Element_ADOPTED.pdf)

[39] "2020-2024 Update - Strategic Plan," Recreation and Park Department,

[40] "Last Child in the Wood, Saving our Children from Nature-Deficit Disorder," Louv, Richard. 2008.

[41] <https://hispanicaccess.org/news-resources/research-library/item/978-the-nature-gap-confronting-racial-and-economic-disparities-in-the-destruction-and-protection-of-nature-in-america>.

[42] RPD Solicitation letter, 2-4-21 - Appendix C

[43] RPD Template for Wheel Supporters, 2-4-21 - Appendix D



---

**Arguments against the Observation Wheel  
remaining in the Music Concourse in Golden Gate Park  
Prepared for the San Francisco Historic Preservation Commission and Staff  
February 9, 2021**

## Introduction

We wish to thank the Commission for setting a deadline for the removal of the Observation Wheel from the Music Concourse in a few months. The Wheel was installed by the Recreation and Park Department (Rec and Park) to celebrate the 150th Anniversary of Golden Gate Park. That event, like so many other activities, was truncated by COVID and is now ending.

Despite claiming initially that the Wheel was to be in place for the purpose of the one-year celebration of the 150th Anniversary of Golden Gate Park, the Rec and Park has now asked to keep the Wheel in the Music Concourse for four more years.

**SFUN opposes this extension.** Our concerns are outlined in the following report.

## Table of Contents

|                                                                                                                                                            |          |
|------------------------------------------------------------------------------------------------------------------------------------------------------------|----------|
| <b>Introduction .....</b>                                                                                                                                  | <b>1</b> |
| <b>Negative impact on the historic character of the Music Concourse .....</b>                                                                              | <b>2</b> |
| <b>Negative impact on the historic character of Golden Gate Park .....</b>                                                                                 | <b>3</b> |
| <b>Economic Analysis of Claims made in RPD supporting document regarding fulfilling original expectations.....</b>                                         | <b>4</b> |
| Expectations about Wheel Ridership.....                                                                                                                    | 4        |
| Expectations about operator income .....                                                                                                                   | 4        |
| Revenues.....                                                                                                                                              | 4        |
| Extra Costs.....                                                                                                                                           | 5        |
| Final Rebuttal to argument that the wheel's stay should be extended "to help offset the financial hardship suffered by the Operator." .....                | 6        |
| <b>Rebuttal to RPD claims of increased economic benefits from increased tourism and visitors in Golden Gate Park due to the Wheel.....</b>                 | <b>6</b> |
| <b>30 x 30 State and National Executive Orders.....</b>                                                                                                    | <b>7</b> |
| <b>San Francisco is a biophilic city and as such should be working to "build an understanding of the value and contribution of nature in cities" .....</b> | <b>7</b> |

\* \* \* \* \*



|                                                                                                                                 |                  |
|---------------------------------------------------------------------------------------------------------------------------------|------------------|
| <b><i>Lack of adequate environmental review and references by staff to past flawed environmental review documents .....</i></b> | <b><i>8</i></b>  |
| <b><i>Golden Gate Park 's historic habitat is negatively impacted by the Wheel .....</i></b>                                    | <b><i>9</i></b>  |
| <b><i>City policy supports protecting biodiversity in parks .....</i></b>                                                       | <b><i>11</i></b> |
| <b><i>RPD's own strategic plan supports stewardship of SF's natural resources .....</i></b>                                     | <b><i>11</i></b> |
| <b><i>The negative impact of loss of nature on children's development .....</i></b>                                             | <b><i>11</i></b> |
| <b><i>The negative impact of loss of local access to nature on social equity.....</i></b>                                       | <b><i>11</i></b> |
| <b><i>When does 'temporary' become 'permanent'?.....</i></b>                                                                    | <b><i>12</i></b> |
| <b><i>Conclusions .....</i></b>                                                                                                 | <b><i>13</i></b> |
| <b><i>Appendix A: Photo of Wheel in Music Concourse .....</i></b>                                                               | <b><i>14</i></b> |
| <b><i>Appendix B: Golden Gate Park as a refuge from the city surrounding it. ....</i></b>                                       | <b><i>15</i></b> |
| <b><i>Appendix C: RPD Solicitation letter .....</i></b>                                                                         | <b><i>16</i></b> |
| <b><i>Appendix D: RPD Template for Soliciting Comments .....</i></b>                                                            | <b><i>17</i></b> |

## Negative impact on the historic character of the Music Concourse

The Recreation and Park Department packet referenced the 1894 Mid-Winter Exposition as a reason to allow the Ferris wheel in the Concourse. However, if one reviews the documentation, the National Register contains three full pages of lists of Individual Park Resources in Golden Gate Park, and the 6-month Ferris wheel from the Mid-Winter Exposition is not on that list.<sup>1</sup> The City landmarking (#249) does not list a Ferris wheel as either contributing or non-contributing.<sup>2</sup>

The City landmarking lists the French Formal design of the area, which features a main axis and secondary intersecting axes, all of which are listed as important Contributory Features in the landmarking documents.<sup>3</sup> However, the Ferris Wheel is not aligned with the central axis and is completely out of scale with the other elements in the Concourse. While the Temple of Music's architecture, placement and scale fit with the overall formal design, the Wheel is, first of all, too large when compared to the scale of the other elements. Its off-center location and enormous size detract from the formal design. As such the Wheel dominates the eastern end of the Concourse and detracts from its historic character.

The Music Concourse's formal design, along with the circular fountains, place the focus of the design on the Bandshell and lend a feeling of serenity to the area. This calm has been enjoyed throughout the COVID crisis by people who enjoy walking through the area, doing meditative exercise in the gravel planting areas, or relaxing on the benches that line the paths and reinforce the design. Unfortunately,

---

<sup>1</sup> "National Register of Historic Places," OMB No. 1024-0018, United State Department of the Interior, National Park Service, Oct. 15, 2004 certification. Section 7, pages 3- 5.

<sup>2</sup> Music Concourse landmarking #249, Attachment F.

<sup>3</sup> Music Concourse landmarking #249, Attachment F.

that feeling of sanctuary has been disturbed by the presence of what can only be described as a carnival attraction.

SF Heritage has reinforced this view by pointing out that:

“a decision should not be based on whether people enjoy amusement rides, but of the impact the massive structure has on a landmarked landscape. The view from the top of the \$18 ride may be impressive, but the same can’t be said from ground level, where security fencing, lights, an ever-present patrol car, an enormous tarped-and-fenced-off generator, and the massive wheel itself all clutter and block views of the Concourse. This was never a good place for such an attraction. Please do not encourage continuation of the observation wheel and if, in the end, you decide to extend the time, again set an end date, so that the Recreation and Park Department is not tempted to permanently disfigure the Music Concourse.”<sup>4</sup>

Lest we think the public is insensitive to the nuances of historic landscape design and intent, please note that this has been remarked on in public testimony and letters by members of the general public.

- “. . . In this pandemic time, we desperately need respite in quiet natural areas such as the Golden Gate Park.” AM. Opposition letter to RPC: 02-02-21
- “. . . For me it interferes with the natural environment the park was historically created to provide its visitors. Its overwhelming presence disrupts a sense of peace and sanctuary that I personally go there to experience.” SW. Opposition letter to RPC: 02-04-21.

## Negative impact on the historic character of Golden Gate Park

The National Register designation describes Golden Gate Park as a “*green oasis in a sea of urbanization*.”<sup>5</sup> The Register further states that,

*“Golden Gate Park was conceived as a naturalistic pleasure ground park to provide a sylvan retreat from urban pressures for all citizens, rich and poor. . . With development spurred on by the park, the city grew up around the park and it is now a green oasis in a sea of urbanization.”*<sup>6</sup>

This is especially true during the COVID pandemic, when San Francisco residents have been flocking to our parks in record numbers for the sustenance provided by nature.

According to the National Register listing,

*“Although the park contains the individual resources listed here, it is important to view Golden Gate Park as a whole. Golden Gate Park was developed over many years, but it was conceived as a single creation that we now consider an historic designed landscape.”*<sup>7</sup>

Unfortunately, by promoting the Observation Wheel as a symbol of Golden Gate Park, the Recreation and Park Department has made a symbolic statement that Golden Gate Park is meant to be seen as a series of artificial attractions, not as a landscape. This will change how the public sees and uses the Park. Since its inception, there have been innumerable proposals to add built attractions to Golden Gate Park. The Wheel sets a bad precedent that can lead to further cannibalization of the Park by even more

---

<sup>4</sup> SF Heritage, Letter to HPC, “Casa Sanchez, Mission Cultural Center, and GGP Observation Wheel,” 12-15-20.

<sup>5</sup> “National Register of Historic Places,” OMB No. 1024-0018, United State Department of the Interior, National Park Service, Oct. 15, 2004 certification. Section 7, page 1.

<sup>6</sup> “National Register of Historic Places,” OMB No. 1024-0018, United State Department of the Interior, National Park Service, Oct. 15, 2004 certification. Section 7, page 1.

<sup>7</sup> “National Register of Historic Places,” OMB No. 1024-0018, United State Department of the Interior, National Park Service, Oct. 15, 2004 certification. Section 7, page2.

\* \* \* \* \*

attractions, buildings, and other built elements and the eventual loss of its historic character and significance. This is what happened to the Beach Chalet Soccer Fields in the western end of the Park. Paving over a natural meadow with artificial turf, adding various built elements, and introducing various sports stadium lighting, caused that section of the park to lose its listing in the National Register.

Instead of the totally artificial, non-contributory Observation Wheel becoming the center of the anniversary celebration, over the last year the people of San Francisco came to Golden Gate Park and celebrated it as a landscape park, finding relief and inspiration in its lawns, meadows, forests, and lakes. The true celebration of the 150th Anniversary of Golden Gate Park became the rediscovery of our iconic park as a landscape park by the people of San Francisco.

## Economic Analysis of Claims made in RPD supporting document regarding fulfilling original expectations<sup>8</sup>

.  
. *"...extension will accommodate the anticipated riders from the original permit ..."* [RPD Staff Report to RecPark Commission Operations Committee]. <sup>9</sup>

### Expectations about Wheel Ridership

We are not aware of any contractual obligation guaranteeing SkyStar a minimum number of wheel riders. This section addresses the statement that during the 150th celebration year, total ridership was expected to be 500,000.

Actual ridership during 39 days of operation in 2020 at 25% capacity has been reported as 65,700 [1685/day on avg.], leaving the operator 434,300 riders short of the stated expectation. With use of some simple arithmetic, one can predict that even at 25% capacity, it should only take about 37 weeks – about 8.5 months - to get those additional 434,300 riders. At full capacity it would take even less time.

We realize no one knows how long it might be before the wheel could start operating again. Even so, and even if it were accepted (which we do not) that the wheel should be allowed to resume operating so that ridership can reach a level close to what was expected during the single originally permitted year of operation, it should not take more than 8.5 months of additional operation for such a goal to be achieved.

**Conclusion: As part of the four-year extension proposal, there is absolutely no way to justify asking for a 2-year extension to make up for lost ridership during the 150th Anniversary Celebration.**

### Expectations about operator income

#### Revenues

Based on simple calculations, a conservative estimate is that during the 39 days of operation, gross revenues from ticket sales were close to \$1,000,000. Gross revenues after revenue sharing (roughly \$.89

---

<sup>8</sup> "Golden Gate Park 150<sup>th</sup> Anniversary – Observation Wheel Installation, Amendment to Extend Permit Term to March 1, 2025," 02-04-21

<sup>9</sup> "Golden Gate Park 150<sup>th</sup> Anniversary – Observation Wheel Installation, Amendment to Extend Permit Term to March 1, 2025," 02-04-21

per ticket on average goes to the San Francisco Parks Alliance, a total of \$58,309) were roughly \$942,000.

[Explanation:

Ticket prices are: \$18 for those aged 13-64, \$12 for seniors 65+ and children 3-12, free for children 2 and under.

65,700 people are reported to have taken rides on the wheel when it was operating. The proportion in each age category is unknown, but some idea about possible gross revenues from those riders can easily be generated using hypothetical average ticket prices.

| <u>If Avg. ticket price is:</u>                | <u>Expected gross** revenues would be:</u> |
|------------------------------------------------|--------------------------------------------|
| \$12 (all riders are seniors or children 3-12) | \$ 788,400                                 |
| \$15 (half paid \$12 and half paid \$18)       | \$ 985,500                                 |
| \$18 (all riders are adults or children 13+)   | \$1,182,600                                |

[ \*\*It is stated that few of the 500 free tickets for at-risk youth were used, so they were ignored for purposes of these calculations; it is unknown how many riders were children 2 or younger OR if they were even counted as riders.]

In addition to ticket sales, the operator also had a photography booth and a retail sales booth selling food & drink in addition to other items. Actual gross revenues (minus 5% revenue sharing on sales) would include an unknown amount of income from those as well.

### Extra Costs

In the request to amend the CofA, reference is made to “significant” COVID related costs incurred by the operator; specifically, costs of securing and maintaining the wheel during closure, and those of following COVID requirements for extra staffing and protocols.

Of course, it makes sense that there might have been extra, unanticipated costs. **Large numbers of businesses in the city and elsewhere have incurred the same kinds of COVID related costs.**

But without actual \$ figures it is hard to judge how “significant” the operator’s extra costs were.

Questions to which it would be helpful to have answers:

---How much HIGHER were costs as compared to normal operating costs? (For example, wouldn’t the wheel normally have to be secured and maintained?)

---During the time when the wheel was not operating, some costs would be lower than normal. What were the **net** extra costs?

Whatever the level of net extra costs, surely some of them were covered by the \$93,830 forgivable PPP Loan via the Federal CARES act that Skystar Wheel LLC received in April 2020.

[<https://www.federalpay.org/paycheck-protection-program/skystar-wheel-llc-saint-louis-mo>].

\* \* \* \* \*

**Summary: The operator no doubt had extra COVID related costs (even allowing for any decline in normal operating costs during the period of non-operation.) Some of those costs were covered by the forgivable PPP Loan, and some by revenues received. Without actual figures, it is hard to know if the operator was in any worse financial state than any other business. Furthermore, why should San Francisco be responsible for expenses that the operator would probably have had at any location they chose to set up?**

**Final Rebuttal to argument that the wheel's stay should be extended "to help offset the financial hardship suffered by the Operator."**

Why should a department in the city of San Francisco be so concerned about helping a business headquartered in St. Louis MO when so many businesses here in the City need help?

SkyStar LLC took the gamble to bear the expenses of setting up to operate here, hoping to reap rewards in the form of lots of short-term revenues. It is bad luck that the gamble might not pay off, just as it is unfortunate that lots of locally based businesses are in trouble. **That is no reason to allow a business to continue to operate in a site where it should not have been permitted to do so in the first place.**

## **Rebuttal to RPD claims of increased economic benefits from increased tourism and visitors in Golden Gate Park due to the Wheel**

From the Rec and Park request for an extension: <sup>10</sup>

*“During the brief time that the wheel was open, the wheel encouraged new visitors to the park and increased visits to museum institutions and local merchants in the Inner Sunset, as well as nearby commercial corridors in the Richmond and NOPA/Haight.” <sup>11</sup>(RPD)*

Rec and Park has not provided any data to support this claim. Were local businesses in the area surveyed to find out if they did indeed get business from wheel riders? Were riders asked if they patronized area businesses that they do not usually patronize? Or where they come from? In fact, during the RPC Operations Committee meeting of February 4th, a caller stated that he had requested this data and was still waiting to receive it. Given that tourism is virtually non-existent, it is unlikely that there have been numerous “new visitors” to the park at this time, purportedly drawn by the wheel.

The business area closest to the Music Concourse is centered at 9th and Irving, where there are cafes, restaurants and retail businesses such as Green Apple Books. Parking is difficult, so it has always been patronized more by locals who can easily walk there for a meal or shopping. The locals continue to support the businesses that offer takeout and online ordering. These are the same people who use the park regularly for walking, running, bicycling, and just sitting in nature, because the park is in their backyard. Before COVID, 9th and Irving was a thriving area without the Ferris wheel and will be again after COVID is under control. The commercial corridors in the Richmond and NOPA/Haight are not

---

<sup>10</sup> " Golden Gate Park 150<sup>th</sup> Anniversary – Observation Wheel Installation, Amendment to Extend Permit Term to March 1, 2025," 02-04-21, page 2

<sup>11</sup> Golden Gate Park 150<sup>th</sup> Anniversary – Observation Wheel Installation, Amendment to Extend Permit Term to March 1, 2025," 02-04-21.

nearby.

The SkyStar Observation Wheel also sells food and drink in its retail sales outlet. This competes not only with local merchants, but also with Golden Gate Park Concessionaires like Annie's Hot Dogs and the institutions. It is inconsistent to say that the wheel is benefitting local merchants when in fact the wheel is competing against them.

"Tourists will be drawn back to San Francisco for this new experience." <sup>12</sup>

**Seriously? Are we to believe that tourists will travel to San Francisco to take a 12-minute ride on a Ferris wheel in the middle of a park that offers so many other attractions, located in a city full of them?** Tourists who are looking for amusement park rides will go to Disneyland or Disney World or Six Flags in Vallejo or the Nut Tree Plaza in Vacaville. Tourists who come to Golden Gate Park want to see the Botanical Garden, the Japanese Tea Garden, the Conservatory of Flowers, the De Young Museum, or the Cal Academy. And they can always go up in the 144-foot-tall De Young Tower for free.

**The Wheel is a relic from a celebration that has passed. It certainly is not integral to economic recovery in San Francisco.**

## 30 x 30 State and National Executive Orders

Both President Biden <sup>13</sup> and California Governor Newsom <sup>14</sup> have now issued executive orders, calling for preservation of 30 percent of lands and coastal water by 2030. California is the first state to adopt "30 by 30" as an official goal -- that is, to fight crises of species extinction and biodiversity loss, as well as effects of climate change, by conserving at least 30 percent of our lands and coastal waters to benefit nature by 2030. .

Biologists say 30 percent is the very minimum needed to keep our world in balance, and many view it not as a final goal but as a stepping stone on the way to conserving "half earth". The concept of "nature needs half" was first formally promulgated in fall of 2009, at the Ninth World Wilderness Congress, in Merida, Mexico, and has achieved wide global concurrence since then from scientists in many countries.

Yet, expanding green areas in our city is no simple task; densely built up commercial and residential areas do not make it easy to find additional open space that can be made into new parks. **The simplest way to enhance biodiversity and also to increase equitable access to Nature in our present green areas, with minimal capital investment and construction needs, is to make present parks MORE Nature friendly by decreasing development in parks – not increasing it.**

*San Francisco is a biophilic city and as such should be working to "build an understanding of the value and contribution of nature in cities"*

---

<sup>12</sup> "Golden Gate Park 150<sup>th</sup> Anniversary – Observation Wheel Installation, Amendment to Extend Permit Term to March 1, 2025," 02-04-21, page 2.

<sup>13</sup> Executive Order on Climate Change, President Biden, January 26, 2021

<sup>14</sup> Executive Order, Governor Newsom, October 7, 2020

\* \* \* \* \*

San Francisco has declared itself to be a biophilic city.<sup>15</sup> From the stated mission of Biophilic Cities:

*"Partners with cities, scholars and advocates from across the globe to build an understanding of the value and contribution of nature in cities to the lives of urban residents. As a central element of its work, Biophilic Cities facilitates a global network of partner cities working collectively to pursue the vision of a natureful city within their unique and diverse environments and cultures. These partner cities are working in concert to conserve and celebrate nature in all its forms and the many important ways in which cities and their inhabitants benefit from the biodiversity and wild urban spaces present in cities. Biophilic Cities acknowledges the importance of daily contact with nature as an element of a meaningful urban life, as well as the ethical responsibility that cities have to conserve global nature as shared habitat for non-human life and people."*<sup>16</sup>

## Lack of adequate environmental review and references by staff to past flawed environmental review documents

The Sierra Club has expressed concerns about the lighted Observation Wheel, because it was installed without an adequate environmental review.<sup>17</sup>

During public hearings on the Wheel, staff has referred to the Environmental Impact Report for the Beach Chalet Soccer Fields as evidence that the lighted Wheel is not environmentally impactful. However, the EIR for that project was deeply flawed. In a letter analyzing the lighting section of the EIR for the Beach Chalet Soccer Fields, internationally renowned lighting experts, Dr. Travis Longcore, and Catherine Rich, made the following statements:

*"The project proposal and analysis set forth in the EIR does not adequately describe the extent of light pollution that would occur from the new sports field lighting, nor does it take into account the exacerbating effects of the unique weather conditions on the western side of San Francisco and the project site's location 450 feet from the beach. It improperly discounts the potential impacts to biological resources including nesting birds in the park, migratory birds, seabirds, shorebirds, bats, and any other species currently living in the vicinity of the sports fields. The EIR for the proposed project is far too optimistic that mitigation measures such as lamp design will limit any adverse impacts, especially since the EIR for the project fails to exhibit knowledge of the basic physical properties of light or the different ways in which light affects animal species, including humans. In short, and as elaborated below, the proposed project would create a luminous dome of bright white light where it is currently darker than the surrounding city. This dome, especially under foggy conditions (which occur at least one third of the year), would be the defining visual feature of the nighttime environment in the National Park to the west, and would increase ambient illumination over a wide area to levels that are ecologically disruptive."*

***"Based on the analysis above, we conclude that the project goal of a lighted field cannot be achieved without significant adverse impacts on coastal zone resources. The***

---

<sup>15</sup> <https://www.biophiliccities.org/san-francisco>

<sup>16</sup> <https://www.biophiliccities.org/our-vision>

<sup>17</sup> Sierra Club San Francisco Group, letters of 0107-20 and 10-27-20.)



*Commission should protect those resources, and in this instance, should only approve a renovated grass field and bathroom structure without any of the proposed sports field lighting . . .*<sup>18</sup>

## Golden Gate Park 's historic habitat is negatively impacted by the Wheel

Golden Gate Park is more than a historic retreat from city life for its human residents; it is also a historic home for wildlife. Wildlife have been an intrinsic part of the Park's history. Early in the Park's development, various animal species were introduced and were popular with visitors.<sup>19</sup> As the Park evolved and the trees and shrubs developed into valuable habitat, the Park became populated with many native wildlife species that have turned to our urban parks for shelter, both as a daytime habitat and also a nighttime refuge. The Park also became a place that people visit to view wildlife in their own habitat.

Even though this installation and operation have lacked adequate environmental review, various other studies indicate that the Observation Wheel can threaten wildlife habitat in Golden Gate Park:

- Dark skies and quiet night-time areas are important for wildlife health, providing rest and cover from predators.<sup>21</sup>
- Golden Gate Park is on the path of the Pacific Flyway, and as such, thousands of birds pass over at night during the bird migration seasons.<sup>22</sup> Birds can be drawn off course due to night time artificial lighting, resulting in disorientation and collisions during bird migration. With its several-story height, and very bright lights, there is potential for harm in distracting and deterring birds from their habitat in Golden Gate Park<sup>23</sup>
- Too much artificial lighting can have an impact on their lifecycles and nesting patterns.<sup>24</sup>
- Not only birds but also insects are impacted by the presence of artificial nighttime lighting, resulting in clustering around the lights until they are exhausted; this has contributed to the decline of the insect population.<sup>25</sup> Insects are vital to the health of the food chain.<sup>26</sup>
- The San Francisco-based Chapter of California Native Plant Society (Yerba Buena Chapter) has expressed strong opposition to continuation of the Observation Wheel due to the impact it may have on Golden Gate Park's biodiversity.

*"The United Nations' Global Assessment Report on Biodiversity and Ecosystem Services has found a 45 percent decline in insect populations – insects that rely on our native*

---

<sup>18</sup> "Effects of Night Lighting from Proposed Beach Chalet Athletic Fields Renovation, San Francisco, California " Travis Longcore, Ph.D. Catherine Rich, J.D., M.A., March 26, 2013. The full report can be read at [www.sfurbanature.org](http://www.sfurbanature.org) .

<sup>19</sup> "Golden Gate Park at Your Feet," Doss, Margot Patterson, 1978. "...Elk, bears, beavers, ... kangaroos, sheep and moose also have roamed in park meadows . . . " page 154.

<sup>21</sup> <https://www.darksky.org/light-pollution/wildlife/>

<sup>22</sup> <https://www.sfbayjv.org/about-san-francisco-bay.php>

<sup>23</sup> <https://www.pnas.org/content/114/42/11175>

<sup>24</sup> <https://www.darksky.org/light-pollution/wildlife/> and <https://phys.org/news/2020-11-artificial-night-widespread-impacts-nature.html>

<sup>25</sup> <https://www.nature.com/articles/d41586-018-00665-7>

<sup>26</sup> <https://www.sciencedaily.com/releases/2020/11/201102120053.htm>

\* \* \* \* \*



*plants for food – in just in the past 40 years. Lighting pollution has been cited as a major contributor to the decline of insect populations. Insects are most attracted to blue and white light, though shades of orange, yellow and red also draw them in.* <sup>27</sup>

*“The Wheel operates in a broad spectrum of colors late into the night flashing many of these colors. Half of all insect species are nocturnal. <sup>28</sup> It has long been known that artificial night lighting affects wildlife through attraction and disorientation, <sup>29</sup> and recent research has documented the extent of the adverse consequences of artificial night lighting to include, for example, plant phenology<sup>30</sup>, predator-prey relations, <sup>31</sup> circadian rhythms, <sup>32</sup> and nocturnal rest and recovery. <sup>33</sup> Importantly, light attraction and disorientation results in direct mortality of many groups of insects<sup>34</sup>, birds<sup>35</sup>, including seabirds<sup>36</sup>, contributing to species decline<sup>37</sup>. Insects form the basis of food webs that feed everything from fish on up to grizzly bears. Birds, in particular, depend on them.”*

- Bats can be impacted by high frequency and ultra-frequency sound pollution from equipment that is run at night when they are hunting, resulting in failed feedings and potential collisions and mortality. What is the impact on the wildlife that have to live with this noise 24/7? Security lights are left on all night and are overly bright, even compared to the other facilities in the Concourse. The Music Concourse is not a crime center, and we assume that any funds are removed from the area at end of the business day.

The artificial lighting and generator noise and fumes also can contribute to human health problems:

- The bright lights impact the skies over the Park, providing a glow on foggy nights that contributes to blocking out the night sky. According to the Dark Sky Association, "The inappropriate or excessive use of artificial light – known as light pollution – can have serious environmental consequences for humans, wildlife, and our climate." <sup>38</sup>
- Generator noise has already been recorded in multiple complaints to the Recreation and Park Department. What is the impact on residents and Park users who visit the Concourse frequently?
- Generator fumes have also been recorded in complaints. What City and other regulations should be applied to this use of a diesel generator?

---

<sup>27</sup> "Re: Item 2, Golden Gate Park Music Concourse – Observation Wheel Permit Amendment, " California Native Plant Society letter, to Historic Preservation Commission, 2-3-21

<sup>28</sup> <https://www.smithsonianmag.com/smart-news/light-pollution-contributes-insect-apocalypse-180973642/>

<sup>29</sup> Allen, 1880

<sup>30</sup> Somers-Yeates et al., 2016

<sup>31</sup> Minnaar, Boyles, Minnaar, Sole, & McKechnie, 2015

<sup>32</sup> Dominoni, 2015

<sup>33</sup> Gaston, Bennie, Davies, & Hopkins, 2013

<sup>34</sup> Eisenbeis & Hänel, 2009

<sup>35</sup> Longcore et al., 2012

<sup>36</sup> Rodríguez et al., 2017b

<sup>37</sup> ox, 2013; Wilson et al., 2018

<sup>38</sup> <https://www.darksky.org/light-pollution/>

## City policy supports protecting biodiversity in parks

San Francisco city policy supports protecting biodiversity in our parks,

*" . . . The City should employ appropriate management practices to maintain a healthy and resilient ecosystem which preserves and protects plant and wildlife habitat. (ROSE, Policy 4.1). "*<sup>39</sup>

## RPD's own strategic plan supports stewardship of SF's natural resources

The 2020-2024 Strategic Plan for the Department of Recreation and Park states as one of five goals for the Department, to

*"Inspire stewardship - protect and enhance San Francisco's precious natural resources through conservation, education, and sustainable land/facility management practices." "*<sup>40</sup>

## The negative impact of loss of nature on children's development

San Francisco has a great many artificial, lighted attractions. However, the long-term loss of nature deprives children of the opportunity to learn about and to enjoy the natural world outside of books or museum exhibits. As Richard Louv states in his pivotal book about the important for childhood development of experiencing nature:

*" . . . the child in nature is an endangered species, and the health of children and the health of the Earth are inseparable." "*<sup>41</sup>

What is the lesson for the children who come to see the Observation Wheel? That it is all right to damage the environment for short-term gain -- instead of teaching them the need to protect the environment over the long term.

## The negative impact of loss of local access to nature on social equity

Not all people enjoy an equal access to Nature. Throughout the world, throughout our nation, throughout our state, and even in our city, there is a "Nature Gap". Where people live and what their income levels are directly affects their practical ability to immerse themselves in or even very occasionally to visit natural, green areas. And all natural, green areas are not the same; any city can feature a large number of small parks or parklets (occupying one block or less). It is not so easy to have multiple large, wild areas—that offer the maximum ability to create urban biodiversity—and provide people a profound Nature experience.

San Francisco is exceptionally fortunate to have Golden Gate Park, which is big enough and in many parts of it, wild enough, to allow habitat, and to allow residents to wander freely and immerse

---

<sup>39</sup> "Recreation and Open Space Elements (ROSE), OBJECTIVE 4, PROTECT AND ENHANCE THE BIODIVERSITY, HABITAT VALUE, AND ECOLOGICAL INTEGRITY OF OPEN SPACES AND ENCOURAGE SUSTAINABLE PRACTICES IN THE DESIGN AND MANAGEMENT OF OUR OPEN SPACE SYSTEM"

[https://generalplan.sfplanning.org/Recreation\\_OpenSpace\\_Element\\_ADOPTED.pdf](https://generalplan.sfplanning.org/Recreation_OpenSpace_Element_ADOPTED.pdf)

<sup>40</sup> "2020-2024 Update - Strategic Plan," Recreation and Park Department,

<sup>41</sup> "Last Child in the Wood, Saving our Children from Nature-Deficit Disorder," Louv, Richard. 2008.

themselves in Nature. From most under-served neighborhoods in the city, such as the Tenderloin, the Mission, and even Hunters Point, Golden Gate Park can be reached relatively easily via city bus.. Its Nature features can be enjoyed without additional expenditures for a whole afternoon, even a whole day by anyone. This is especially relevant for San Franciscans who do not own second homes outside of the city or cannot afford – either by money or by time or both -- to visit distant national parks or national forests, or other public lands offering natural landscapes and remote recreational opportunities. Nature in Golden Gate Park must be preserved - without being compromised by interference from unnatural structures - to allow for these communities to enjoy nature locally and for children to develop a love of and appreciation for the natural world.

The present pandemic, still far from over with, has only accentuated these needs. Unable or unwilling now to make long risk-fraught travels, and beset by multiple uncertainties and concerns, people have increasingly turned to nearby Nature for solace. What a difference to the spirit an hour spent surrounded by Nature's peace and quiet amid green spaces can make!

The recent report from the Hispanic Access Foundation, entitled, "The Nature Gap" highlights this inequity; among the report's "key findings":

"Nature is supposed to be a "great equalizer" whose services are free, universal, and accessible to all humans without discrimination. In reality, however, American society distributes nature's benefits—and the effects of its destruction and decline—unequally by race, income, and age.

In many parts of the country, the coronavirus pandemic has exposed an uneven and inequitable distribution of nearby outdoor spaces for recreation, respite, and enjoyment. Particularly in communities of color and low-income communities, families have too few safe, close-to-home parks and coastlines where they are able to get outside. At this time of social distancing, when clean, fresh air is most wanted and needed, nature is out of reach for too many.

The unequal distribution of nature in America—and the unjust experiences that many people of color have in the outdoors—is a problem that national, state, and local leaders can no longer ignore. With scientists urging policymakers to protect at least 30 percent of U.S. lands and ocean by 2030 to address the biodiversity and climate crises, now is the time to imagine how, by protecting far more lands and waters over the next decade, the United States can guarantee every child in America the opportunity to enjoy the benefits of nature near their home. " <sup>42</sup>

## When does 'temporary' become 'permanent'?

The continued presence of the Wheel will contribute to the possibility of the Wheel becoming a permanent installation in Golden Gate Park. As SF Heritage pointed out during a hearing last year, the more Instagram photos taken and the more people get used to it, the more likely it is that it will become a permanent fixture in the center of our landmarked Music Concourse.

The Department of Recreation and Park is now involved in intense lobbying, using city employees to gather support from various organizations, many of which depend on the Parks. <sup>43</sup> <sup>44</sup> In addition, Rec

---

<sup>42</sup> <https://hispanicaccess.org/news-resources/research-library/item/978-the-nature-gap-confronting-racial-and-economic-disparities-in-the-destruction-and-protection-of-nature-in-america>.

<sup>43</sup> RPD Solicitation letter, 2-4-21 - Appendix C

<sup>44</sup> RPD Template for Wheel Supporters, 2-4-21 - Appendix D

and Park has negotiated from the vendor thousands of free tickets, as part of the contract; the tickets are an enticement for cash-strapped groups to support this project.

In fact, letters from the public are already advocating for this structure to be made permanent.:

- Letter to RPC, 12-03-2020, SB: "I would be very happy to have it as a permanent part of the park...."
- Letter to RPC, 12-14-20, CM: "I hope someone starts a movement to have this added as a permanent addition to the park."

**It will be extremely difficult to remove the Wheel after a long extension.**

## Conclusions

Given the historical inappropriateness of the Observation Wheel in this historic setting, the potential damage to wildlife, and the message the wheel sends that artificial attractions are more important than parkland or habitat, and especially ,the message that historic preservation must bow to commercial interests, we encourage the Historic Preservation Commission to enforce the original agreement and remove the Wheel from the historic Music Concourse at the end of the one-year time period.

## Appendix A: Photo of Wheel in Music Concourse



The brightly lighted wheel in the Music Concourse. The lights on the gondolas cannot be turned off. The ring and other lights have been left on constantly, even on days and nights that the Wheel was shut down

\* \* \* \* \*



## Appendix B: Golden Gate Park as a refuge from the city surrounding it.



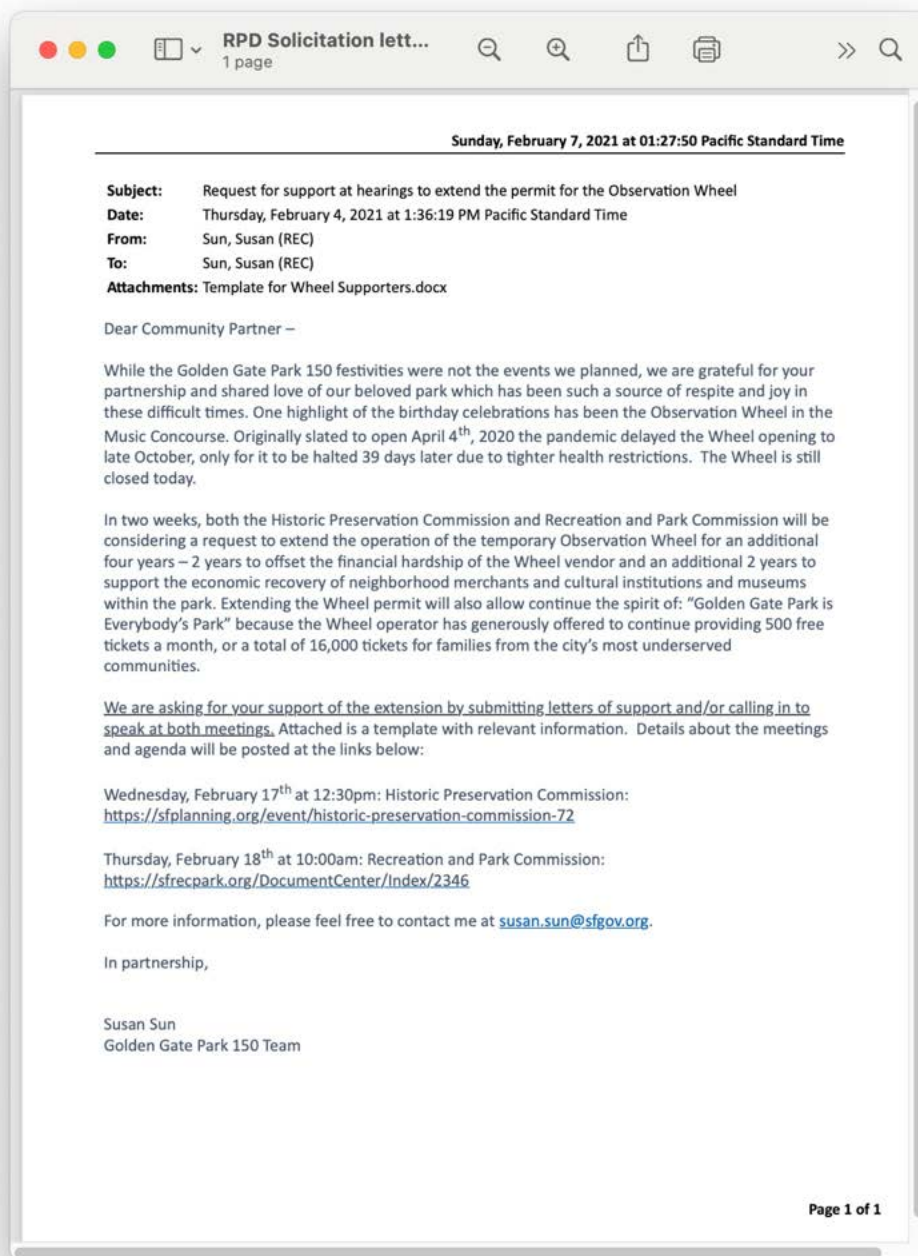
Golden Gate Park - A haven from the noise and lights of the surrounding urban environment, for people and for wildlife.



The brightly-lighted Wheel as seen towering over the park trees, from Parnassus Heights. The de Young Tower with its subdued night lighting is by the arrow..

\* \* \* \* \*

## Appendix C: RPD Solicitation letter



\* \* \* \* \*

## Appendix D: RPD Template for Soliciting Comments

Historic Preservation Commissioners/ Recreation and Park Commissioners,

I am writing in support of the Sky Wheel in Golden Gate Park.

A COUPLE SENTENCES ABOUT WHO YOU ARE AND WHY THE WHEEL IS IMPORTANT TO YOU. (eg: As a resident of the Inner Sunset close to the Wheel my family and I delight in seeing the symbol of hope during our visits to Golden Gate Park.)

Parks and open spaces have provided immeasurable opportunities for physical and mental health well-being during this pandemic. The addition of the Observation Wheel in Golden Gate Park has only added to rich amenities that are available to be explored and enjoyed by all. I know that the Wheel needs to be closed right now for health reasons, but my family and I are looking forward to riding it when it is safe again to do so. Even closed it makes the Music Concourse a nice place to visit and get outside, and when it reopens it will be a wonderful place to belatedly celebrate the 150<sup>th</sup> Anniversary of our beloved park.

**FROM BUSINESS OWNERS/SUNSET ADVOCATES:** It's no secret that our business community has been economically impacted by COVID-19. The Sky Wheel has helped bring increased foot traffic to our neighborhood and businesses that are desperately needing patronage. As health restrictions are lessened, I hope that we experience increased foot traffic for the small businesses in the Richmond and Sunset that have been so hard hit by the Shelter in Place restrictions.

I look forward to celebrating our community through the holidays and then, I hope with a ride on the wheel to take in a view of this entire beautiful city.

Best regards,

XXXXXXXX

\* \* \* \* \*



**From:** [zrants](#)  
**To:** [CPC-Commissions Secretary](#)  
**Cc:** [Commission, Recpark \(REC\)](#); [Board of Supervisors, \(BOS\)](#); [Environment, ENV \(ENV\)](#); [Breed, Mayor London \(MYR\)](#)  
**Subject:** Honor the original contract for removal of the Ferris Wheel at the Music Concourse  
**Date:** Saturday, February 13, 2021 4:36:09 PM

---

This message is from outside the City email system. Do not open links or attachments from untrusted sources.

February 13, 2021

Mayor Breed, Commissioners, and Supervisors

re: Honor the original contract for removal of the Ferris Wheel at the Music Concourse

We support the removal of the Wheel at the end of the terms originally agreed to. Please enforce the original agreement and remove the Wheel from the historic Music Concourse at the end of the original one-year time period in March 2021.

Sincerely,

Mari Eliza

**From:** [Denise Zietlow](#)  
**To:** [CPC-Commissions Secretary](#); [Commission, Recpark \(REC\)](#); [Board of Supervisors, \(BOS\)](#); [Environment, ENV \(ENV\)](#); [Breed, Mayor London \(MYR\)](#)  
**Cc:** [sfparc@earthlink.net](mailto:sfparc@earthlink.net)  
**Subject:** Observation Wheel in Golden Gate Park  
**Date:** Sunday, February 14, 2021 3:17:25 PM

---

This message is from outside the City email system. Do not open links or attachments from untrusted sources.

Dear Commissions, Supervisors, Department of the Environment and Mayor Breed,

I am opposed to granting an extension for the installation of the Observation Wheel in the Music Concourse in Golden Gate Park. While the Wheel may have provided a celebratory, fun-filled (though overpriced) activity, it was erected for the 150th Anniversary Celebration of Golden Gate Park which is now ending.

Golden Gate Park was conceived as a peaceful and natural retreat for the residents of San Francisco. Over the years it has become a home for wildlife, (flora, fauna and avian). Having an intrusive artificially-lit amusement park ride powered with diesel fuel goes against this idea. It is essential to the health of wildlife to have dark skies and quiet for refuge. Too much artificial light can affect lifecycle and nesting patterns. Bird migration can be drawn off course due to artificial lighting; the park is on the migration path of the Pacific Flyway. Also, bats can be impacted by sound pollution such as generator noise.

This overly bright pollution-causing structure has no place in Golden Gate Park, which was not designed or created as an amusement park. It should continue to be a serene, natural retreat for humans and wildlife.

Please do not extend the time period for this installation.

Thank you.

Denise Zietlow  
San Francisco Resident

**From:** [Charles Calhoun \(clcalhoun@pacbell.net\) Sent You a Personal Message](mailto:clcalhoun@pacbell.net)  
**To:** [Board of Supervisors, \(BOS\)](#)  
**Subject:** Stop the extension of the SkyStar Observation Wheel to protect our wildlife  
**Date:** Sunday, February 14, 2021 5:11:50 PM

---

This message is from outside the City email system. Do not open links or attachments from untrusted sources.

Dear San Francisco Board of Supervisors,

I am opposed to the Observation Wheel remaining in Golden Gate Park, San Francisco's premier historic landscape park and a major habitat area for birds and other wildlife. I appreciate that the Historic Preservation Commission limited the time period for the Observation Wheel to one year. I ask you to hold to this time period.

Our city parks are a vital refuge for wild animals struggling to deal with the loss of habitat and open space. Wildlife needs darkness. Light pollution can have a negative impact on birds – both resident and migrating – as well as bats, insects, amphibians, and other animals. Artificial light can alter an animal's circadian rhythm, disrupting breeding, foraging, and sheltering cycles. Furthermore, it can draw and disorient some species while repelling others – in both cases, to deadly effect. Golden Gate Park is one of the few places in San Francisco where wildlife can find refuge at night.

Since its inception, Golden Gate Park has provided the opportunity for families and children from all income levels to enjoy nature close to home; this is especially important for those who do not have easy access to distant natural areas. If our own local nature is continuously infringed upon by artificial attractions – particularly those which harm wildlife – then that deprives those communities of a direct experience with nature.

Please deny the extension and remove the Observation Wheel from Golden Gate Park permanently.

Sincerely,

Charles Calhoun  
2459 Post St  
San Francisco, CA 94115  
[clcalhoun@pacbell.net](mailto:clcalhoun@pacbell.net)  
(415) 440-4126

This message was sent by KnowWho, as a service provider, on behalf of an individual associated with Sierra Club. If you need more information, please contact Elizabeth Hall at Sierra Club at [elizabeth.hall@sierraclub.org](mailto:elizabeth.hall@sierraclub.org) or (415) 977-5500.

**From:** [Vicky Hoover](#)  
**To:** [CPC-Commissions Secretary](#); [Commission, Recpark \(REC\)](#); [Board of Supervisors, \(BOS\)](#); [Environment, ENV \(ENV\)](#); [Breed, Mayor London \(MYR\)](#)  
**Subject:** Opposition to Observation/Ferris Wheel remaining in Golden Gate Park  
**Date:** Sunday, February 14, 2021 5:41:52 PM  
**Attachments:** [Opposition to keeping Observation Wheel in Golden Gate Park.docx](#)

---

This message is from outside the City email system. Do not open links or attachments from untrusted sources.

February 14, 2021

To San Francisco Historic Preservation Commission,  
SF Recreation and Parks Commission.  
Dear Commissioners:

Last year, the Recreation and Park Department testified to the Historic Preservation Commission that the Observation Wheel would be in Golden Gate Park for only one year, giving firm assurances that the Wheel would be gone in a year. Now, Rec and Park asks for 'only' four more years. That is suspiciously akin to "permanent" but coyly refraining from using the word, "permanent". **I ask the Historic Preservation Commission to enforce the original agreement and remove the Wheel from the historic Music Concourse at the end of the original one-year time period in March 2021.**

I oppose extending the contract for the ferris wheel (aka observation wheel) currently in Golden Gate Park as part of the 150-anniversary celebration.

It was put there for a SPECIFIC reason, with a clearly limited time, and that celebration is now over. Please stick to the original agreement. It is time for this carnival-type structure to go.

I OPPOSE ITS EXTENSION FOR MANY REASONS. FIRST, THE HISTORIC CHARACTER of Golden Gate Park is a place where urban people can seek Nature near home. Finding and appreciating Nature and its balm is quite different from the amusement-park-like character around a huge ferris wheel with too-bright lights and too-loud noises, especially with a generator that is on all the time.

2. The enormous scale of this structure, which seems about ten stories high, is inappropriate to the aesthetics of the Music Concourse area. It overwhelmingly negates the park Nature experience. It turns a quiet park suffused with Nature into a garish amusement park.

3. Its location in the historic Music Concourse--an important cultural site and official City landmark-- is completely inconsistent with the formal design of the many historical structures and artistic sculptures in the area--which all relate directly back to the founding of this park.

4. As a temporary structure for a limited, finite-time celebration, which is now over, it could be reluctantly accepted; but now it is time for this carnival structure to go. It should be removed by mid-February when bird migration seasons begin. (or removal sooner would be even better.) The excessively intrusive, wildlife-disturbing lighting should be modified even sooner.

5. Especially during 2021 with COVID-19, when people cannot easily travel far, this park becomes more necessary than ever as a place where people can go to find solace in nature--now urgently needed. The amusement-park atmosphere of this ferris wheel does not lead to solace in Nature. We humans depend on Nature--it our SUPPORT System.

6. Our heavily urbanized area has many disadvantaged, underserved communities who, even in the best of times cannot seek nature in distant parks and resorts; they need the peace and quiet of nearby nature in the City. Let Golden Gate park be that place for all our human residents and for many wildlife species, including birds, bats, and insects-- let it not turn into a highly developed amusement park. *Give Nature a chance.*

7. In addition to the damaging effects on wildlife of the brightly-lit Wheel, the wheel's obliteration of Dark Skies is a serious general concern; viewing a natural star-filled nighttime sky is rare enough in an urban metropolis, but Golden Gate Park was a place where people could experience awe and wonder of seeing a dark night sky. Let that resume as soon as possible—when the Wheel goes.

8. California's governor recently made our state the first in the Nation to adopt the "30 by 30" principle as official state policy--via Executive Order N-82-20, of October 7, 2020. (This means preserving 30 percent of our lands for Nature by the year 2030.). This is an ambitious, exciting, and welcome goal, and the City and County of San Francisco ought now to make "30 by 30" a City-wide goal as well—if simply to comply with the governor's order. To do so, Golden Gate Park, our largest city-green nature area, must become a LESS developed and a wilder place. It is possible to make this happen, BUT not by extending the contract for this ferris wheel. This Wheel extension proposal goes in the opposite direction and is clearly and blatantly contrary to the governor's executive order.

I urge the Historical Preservation Commission and Recreation and Parks Commission to firmly oppose extension of the Observation Wheel's contract and time within Golden Gate Park. Thank you for your consideration,

Vicky Hoover  
735 Geary St #501  
San Francisco  
415-928-1038

City resident since mid 1980s and member, National Trust for Historic Preservation since that

time.

(Letter also attached.)

February 14, 2021

To San Francisco Historic Preservation Commission, SF Recreation and Parks Commission:  
Dear Commissioners:

Last year, the Recreation and Park Department testified to the Historic Preservation Commission that the Observation Wheel would be in Golden Gate Park for only one year, giving firm assurances that the Wheel would be gone in a year. Now, Rec and Park asks for 'only' four more years. That is suspiciously akin to "permanent" but coyly refraining from using the word, "permanent". **I ask the Historic Preservation Commission to enforce the original agreement and remove the Wheel from the historic Music Concourse at the end of the original one-year time period in March 2021.**

I oppose extending the contract for the ferris wheel (aka observation wheel) currently in Golden Gate Park as part of the 150-anniversary celebration.

It was put there for a SPECIFIC reason, with a clearly limited time, and that celebration is now over. Please stick to the original agreement. It is time for this carnival-type structure to go.

I OPPOSE ITS EXTENSION FOR MANY REASONS. FIRST, THE HISTORIC CHARACTER of Golden Gate Park is a place where urban people can seek Nature near home. Finding and appreciating Nature and its balm is quite different from the amusement-park-like character around a huge ferris wheel with too-bright lights and too-loud noises, especially with a generator that is on all the time.

2. The enormous scale of this structure, which seems about ten stories high, is inappropriate to the aesthetics of the Music Concourse area. It overwhelmingly negates the park Nature experience. It turns a quiet park suffused with Nature into a garish amusement park.

3. Its location in the historic Music Concourse--an important cultural site and official City landmark-- is completely inconsistent with the formal design of the many historical structures and artistic sculptures in the area--which all relate directly back to the founding of this park.

4. As a temporary structure for a limited, finite-time celebration, which is now over, it could be reluctantly accepted; but now it is time for this carnival structure to go. It should be removed by mid-February when bird migration seasons begin. (or removal sooner would be even better.) The excessively intrusive, wildlife-disturbing lighting should be modified even sooner.

5. Especially during 2021 with COVID-19, when people cannot easily travel far, this park becomes more necessary than ever as a place where people can go to find solace in nature--now urgently needed. The amusement-park atmosphere of this ferris wheel does not lead to solace in Nature. We humans depend on Nature--it our our SUPPORT System.

6. Our heavily urbanized area has many disadvantaged, underserved communities who, even in the best of times cannot seek nature in distant parks and resorts; they need the peace and quiet of nearby nature in the City. Let Golden Gate park be that place for all our human

residents and for many wildlife species, including birds, bats, and insects-- let it not turn into a highly developed amusement park. *Give Nature a chance.*

7. In addition to the damaging effects on wildlife of the brightly-lit Wheel, the wheel's obliteration of Dark Skies is a serious general concern; viewing a natural star-filled nighttime sky is rare enough in an urban metropolis, but Golden Gate Park was a place where people could experience awe and wonder of seeing a dark night sky. Let that resume as soon as possible—when the Wheel goes.

8. California's governor recently made our state the first in the Nation to adopt the "30 by 30" principle as official state policy--via Executive Order N-82-20, of October 7, 2020. (This means preserving 30 percent of our lands for Nature by the year 2030.). This is an ambitious, exciting, and welcome goal, and the City and County of San Francisco ought now to make "30 by 30" a City-wide goal as well—if simply to comply with the governor's order. To do so, Golden Gate Park, our largest city-green nature area, must become a LESS developed and a wilder place. It is possible to make this happen, BUT not by extending the contract for this ferris wheel. This Wheel extension proposal goes in the opposite direction and is clearly and blatantly contrary to the governor's executive order.

I urge the Historical Preservation Commission to vigorously oppose extension of the Observation Wheel's contract, and time within Golden Gate Park. Thank you for your consideration,

Vicky Hoover  
735 Geary St #501  
San Francisco  
415-928-1038

City resident since mid 1980s and member, National Trust for Historic Preservation since that time.



**From:** [SF Parc](#)  
**To:** [Board of Supervisors, \(BOS\)](#)  
**Subject:** New video showing Rec and Park's assurances that the Wheel would only be in GGP for one year.  
**Date:** Monday, February 15, 2021 4:04:09 AM

---

This message is from outside the City email system. Do not open links or attachments from untrusted sources.

Dear Supervisors,

Last year, the Recreation and Park Department testified to the Historic Preservation Commission that the Observation Wheel would only be in Golden Gate Park for one year. The HPC was very concerned with the Wheel being in the historic Music Concourse. This [video](#) from SFUN (San Franciscans for Urban Nature) shows Rec and Park's assurances that the Wheel would be gone in a year. <https://youtu.be/NMml-8kPbuA>

Now, Rec and Park is asking for 'only' four more years. **Why would anyone trust RPD to stick to the new 'agreement?'**

**San Franciscans for Urban Nature is asking the Historic Preservation Commission to enforce the original agreement and remove the Wheel from the historic Music Concourse at the end of the original one-year time period in March 2021.**

You can read our full analysis of the problems with the Observation Wheel in Golden Gate Park here:

[www.sfurbannature.org](http://www.sfurbannature.org) -- 'documents'

@sfurbannature

San Franciscans for Urban Nature  
Observation Wheel Sub-Committee

**From:** [Emily Huston \(just\\_another\\_emily@yahoo.com\) Sent You a Personal Message](#)  
**To:** [Board of Supervisors, \(BOS\)](#)  
**Subject:** Preserve Golden Gate Park for the animals who live there  
**Date:** Monday, February 15, 2021 7:41:48 AM

---

This message is from outside the City email system. Do not open links or attachments from untrusted sources.

Dear San Francisco Board of Supervisors,

I live a few blocks away from the Ferris Wheel and bike past it almost every day. I am against the commercialization of the parks for city profit. These spaces are meant to be refuge for coyotes, bats, and birds, many of which I see on my nightly rides. The darkness of the park is also lost with this 150-foot flashlight needlessly illuminating the entire park. I hope you'll at least consider reducing the contract length to a more reasonable 1-2 years, as originally planned. Thank you

I am opposed to the Observation Wheel remaining in Golden Gate Park, San Francisco's premier historic landscape park and a major habitat area for birds and other wildlife. I appreciate that the Historic Preservation Commission limited the time period for the Observation Wheel to one year. I ask you to hold to this time period.

Our city parks are a vital refuge for wild animals struggling to deal with the loss of habitat and open space. Wildlife needs darkness. Light pollution can have a negative impact on birds ? both resident and migrating ? as well as bats, insects, amphibians, and other animals. Artificial light can alter an animal's circadian rhythm, disrupting breeding, foraging, and sheltering cycles. Furthermore, it can draw and disorient some species while repelling others ? in both cases, to deadly effect. Golden Gate Park is one of the few places in San Francisco where wildlife can find refuge at night.

Since its inception, Golden Gate Park has provided the opportunity for families and children from all income levels to enjoy nature close to home; this is especially important for those who do not have easy access to distant natural areas. If our own local nature is continuously infringed upon by artificial attractions ? particularly those which harm wildlife ? then that deprives those communities of a direct experience with nature.

Please deny the extension and remove the Observation Wheel from Golden Gate Park permanently.

Sincerely,

Emily Huston  
3930 Judah St  
San Francisco, CA 94118  
[just\\_another\\_emily@yahoo.com](mailto:just_another_emily@yahoo.com)  
(916) 717-0038

This message was sent by KnowWho, as a service provider, on behalf of an individual associated with Sierra Club. If you need more information, please contact Elizabeth Hall at Sierra Club at [elizabeth.hall@sierraclub.org](mailto:elizabeth.hall@sierraclub.org) or (415) 977-5500.

**From:** [Paul Lufkin](#)  
**To:** [CPC-Commissions Secretary](#); [Commission, Recpark \(REC\)](#); [Board of Supervisors, \(BOS\)](#); [Environment, ENV \(ENV\)](#); [Breed, Mayor London \(MYR\)](#)  
**Subject:** The Wheel in the Park should leave on schedule.  
**Date:** Monday, February 15, 2021 7:52:25 AM

---

This message is from outside the City email system. Do not open links or attachments from untrusted sources.

We were promised that the oversized machinery messing up the tranquility and the view at our GGP Concourse would be removed in March. Now they want four more years. *For crying out loud!* No wonder people have a hard time trusting their local officials.

**Please add my name to any list of San Francisco voters you may be compiling of those who are urging the Historic Preservation Commission to enforce the original agreement and remove the Wheel from the historic Music Concourse at the end of the original one-year time period in March 2021.**

Thank you very much.

Paul Lufkin

240 Cumberland St, San Francisco, CA 94114

**From:** [Pam Hemphill](#)  
**To:** [Commission, Recpark \(REC\)](#); [Board of Supervisors, \(BOS\)](#)  
**Subject:** Please vote to remove the wheel by March 2021 as originally agreed  
**Date:** Monday, February 15, 2021 8:51:17 AM

---

This message is from outside the City email system. Do not open links or attachments from untrusted sources.

This letter was sent to each of the 7 HPC commissioners.

Dear Commissioner \_\_\_\_\_:

I am writing to you to ask that you please not extend the operating agreement for the "temporary" ferris wheel in Golden Gate Park. It was controversial even as a temporary event, and uncomfortably out of place in our historic Golden Gate Park. I hope that the Historic Preservation Commission will protect the Music Concourse and Golden Gate Park. Rec and Park seems to see our park as land that is ripe for development, ignoring its historic importance to San Francisco residents and McLaren's vision.

I was very shocked to learn that we have already lost the west end of the park from the National Register of Historic Places due to the placement of the artificial turf soccer fields by the Rec and Park Department. Are we headed toward losing more historic designation, this time in the heart of the park, by creating a permanent amusement park?

Golden Gate Park is home to birds and animals, and is a green refuge for San Francisco residents who do not have their own green spaces. San Franciscans who use the park enjoy those birds and animals. It is a precious urban resource. However, the diesel generator for the ferris wheel is loud and smelly and seems to be on all the time. The garish lights on the wheel are being used to produce an extremely bright light show at night, disruptive to the wildlife in the park, and more suited to a carnival. These lights should be turned off soon after sunset.

It appears that very bright expensive lights have also been added to the Music Concourse bandshell. Rec and Park spends our bond money to create a carnival space, while ignoring nature.

Our Covid crisis will not be resolved soon. As the anxiously awaited vaccines start to be rolled out, we can see that the process will be slow and there will be many problems extending long into 2021 or 2022. The carnival wheel places people together in small compartments which is less than ideal. This is another reason for a prompt removal.

Please vote to remove the wheel as scheduled in March, 2021. The amusement park wheel should stay "temporary" and depart soon.

Thanks for your service on the Historic Preservation Commission!

Pam Hemphill MD  
SF

**From:** [Karen](#)  
**To:** [CPC-Commissions Secretary](#); [Commission, Recpark \(REC\)](#); [Board of Supervisors, \(BOS\)](#); [Environment, ENV \(ENV\)](#); [Breed, Mayor London \(MYR\)](#)  
**Subject:** Broken promises - Ferris wheel in GGP  
**Date:** Monday, February 15, 2021 10:34:09 AM

---

This message is from outside the City email system. Do not open links or attachments from untrusted sources.

Dear Commissioners -

I was driving through GGP the other night and saw the brightly lit observation Ferris wheel and it was so out of place and inappropriate and I thought – why is this all lit up at night – what a waste? I understand COVID lockdowns have affected the wheels original effect; perhaps it is reasonable to extend it one year, but 5 years is outrageous and is unacceptable since the approval was conditioned on the 1 year timeframe. There needs to be an environmental impact assessment if it stays longer than the one year promised as there are a number of impacts that needs to be mitigated if it stays. The park is not for this kind of entertainment – it would be better positioned even in the panhandle or at the Ocean Beach parking lot (but better still in a paved location with some parking, not in this location).

Please keep your promise and DO NOT extend the Ferris wheel in this location.

Sincerely -

Karen Vitulano  
4124 Moraga St.  
San Francisco, CA 94122

**From:** [Simpson, Paul](#)  
**To:** [Commission, Recpark \(REC\)](#); [Board of Supervisors, \(BOS\)](#); [Breed, Mayor London \(MYR\)](#)  
**Cc:** [kathyhoward@earthlink.net](mailto:kathyhoward@earthlink.net)  
**Subject:** Golden Gate Park Ferris Wheel -Opposed  
**Date:** Monday, February 15, 2021 10:36:03 AM

---

This message is from outside the City email system. Do not open links or attachments from untrusted sources.

Dear Commissioners,

As a native San Franciscan who continues to enjoy the greatest urban Park in the country, I see no place for a long-term Ferris Wheel in the GGP Concourse. The Concourse is a beautiful and historic plaza that will only be despoiled by a Coney Island style amusement ride. I am in favor of the Ferris Wheel provided it is re-located to Pier 39 or near the ballpark where tourists, day-visitors visitors and natives can enjoy it. Those locations will also generate greater revenue from folks who do not mind paying \$20 for a ride. Can you imagine the French putting a giant Ferris wheel in Luxembourg Gardens or the Pope installing one in St. Peter's Square?

Respectfully,

Paul V. Simpson  
San Francisco Native

**From:** [Sharon Wilensky \(sharonwilensky@sonic.net\)](mailto:sharonwilensky@sonic.net) Sent You a Personal Message  
**To:** [Board of Supervisors, \(BOS\)](#)  
**Subject:** Stop the extension of the SkyStar Observation Wheel to protect our wildlife  
**Date:** Monday, February 15, 2021 11:05:47 AM

---

This message is from outside the City email system. Do not open links or attachments from untrusted sources.

Dear San Francisco Board of Supervisors,

I live in the neighborhood and treasure the park as a place which prioritizes nature, which we need so badly in the city especially during the pandemic when we can't travel. The Ferris Wheel doesn't belong there.

I am opposed to the Observation Wheel remaining in Golden Gate Park, San Francisco's premier historic landscape park and a major habitat area for birds and other wildlife. I appreciate that the Historic Preservation Commission limited the time period for the Observation Wheel to one year. I ask you to hold to this time period.

Our city parks are a vital refuge for wild animals struggling to deal with the loss of habitat and open space. Wildlife needs darkness. Light pollution can have a negative impact on birds ? both resident and migrating ? as well as bats, insects, amphibians, and other animals. Artificial light can alter an animal's circadian rhythm, disrupting breeding, foraging, and sheltering cycles. Furthermore, it can draw and disorient some species while repelling others ? in both cases, to deadly effect. Golden Gate Park is one of the few places in San Francisco where wildlife can find refuge at night.

Since its inception, Golden Gate Park has provided the opportunity for families and children from all income levels to enjoy nature close to home; this is especially important for those who do not have easy access to distant natural areas. If our own local nature is continuously infringed upon by artificial attractions ? particularly those which harm wildlife ? then that deprives those communities of a direct experience with nature.

Please deny the extension and remove the Observation Wheel from Golden Gate Park permanently.

Sincerely,

Sharon Wilensky  
1355 12th Ave  
San Francisco, CA 94122  
[sharonwilensky@sonic.net](mailto:sharonwilensky@sonic.net)  
(415) 753-1161

This message was sent by KnowWho, as a service provider, on behalf of an individual associated with Sierra Club. If you need more information, please contact Elizabeth Hall at Sierra Club at [elizabeth.hall@sierraclub.org](mailto:elizabeth.hall@sierraclub.org) or (415) 977-5500.



**From:** [Lisa Awbrey](#)  
**To:** [Board of Supervisors, \(BOS\)](#)  
**Subject:** OPPOSE: Extension of the Observation Wheel in the Golden Gate Park Music Concourse  
**Date:** Monday, February 15, 2021 11:12:23 AM

---

This message is from outside the City email system. Do not open links or attachments from untrusted sources.

February 15, 2021

Dear San Francisco Board of Supervisors:

The Haight Ashbury Neighborhood Council (HANC) has served the Haight Ashbury neighborhood of San Francisco since before 1960.

As close neighbors of Golden Gate Park, we are very concerned about the installation and possible continuation of the Observation Wheel in the Music Concourse. We have just learned that the Recreation and Park Department (RPD) seeks to keep this intrusive, brightly-lighted, air polluting Wheel in Golden Gate Park for four additional years.

We are opposed to any extension of the timeline of the Observation Wheel in Golden Gate Park for the following reasons:

- Our members enjoy Golden Gate Park as a place of great natural beauty. The Wheel detracts from that beauty.
- In great numbers, HANC members and neighbors use Golden Gate Park for safe, quiet recreation at all times, and particularly during the COVID-19 pandemic.
- Our members support habitat for birds and other wildlife. Golden Gate Park is a major habitat area for San Francisco wildlife, and that habitat must be protected. Bright lights that remain on throughout the evening can have a negative impact on wildlife.
- Our members appreciate the history of the Music Concourse. Despite RPD's statement that there was a Ferris wheel in the Concourse during the 1894 Exposition, that Ferris wheel was there for only six months and is not part of the landmarking documents. Using a criteria of six months for new installations would mean that even a food cart could be considered historic. The Wheel is also totally inappropriate.
- It is unjustifiable to cite a toxic fume spewing, noisy, brightly lit Ferris Wheel in Golden Gate Park. HANC supports teaching children (along with all global citizens) the value of our natural environment. This Wheel promotes the opposite message—that it is acceptable to damage Nature for short term gain or instant gratification; that is not a message that HANC supports.

-Furthermore, HANC questions the economic rationales given by RPD for continuing the Wheel in Golden Gate Park.

-First, Rec and Park/RPD speciously claims that the Wheel has attracted “thousands” of new visitors to Golden Gate Park during COVID; this is unlikely, as the Wheel has been closed down for most of 2020 due to local, state and federal health directives and orders during the COVID19 pandemic. Rather, an enduring desire to be outdoors and to experience Nature has attracted visitors to Golden Gate Park during the global pandemic.

-Second, Rec and Park speciously claims that extending the Wheel four more years will attract tourists to Golden Gate Park, promote business interests, and even revive the city's economy. HANC does not support the idea that our parks are to be used for commercial attractions or financial gain. A primary goal and function of our treasured parks is for all of the people of San Francisco to freely enjoy Nature.

HANC requests that the HPC deny the request for an extension and require the immediate removal of the Wheel from Golden Gate Park.

Sincerely,

Lisa Awbrey  
President  
Haight Ashbury Neighborhood Council

Sent from my iPad

**From:** [John Odell](#)  
**To:** [Board of Supervisors, \(BOS\)](#)  
**Subject:** OPPOSE extension of Observation Wheel  
**Date:** Monday, February 15, 2021 11:40:02 AM

---

This message is from outside the City email system. Do not open links or attachments from untrusted sources.

To the San Francisco Board of Supervisors:

I'm writing you to express my outrage at the request by the San Francisco Recreation and Parks Department to extend the installation of the Ferris Wheel in the Music Concourse of Golden Gate Park for an additional four years.

In my opinion, this was a bad idea to begin with. A gaudy, vulgar eyesore visible for miles, this monstrosity is totally out of keeping with the vision of the park's creators some 150 years ago. But what the heck, let's celebrate the park's anniversary by desecrating it!

When RPD came before the Historic Preservation Commission on January 15<sup>th</sup> of last year to request a Certificate of Appropriateness for the wheel installation, their representative was repeatedly emphatic that it would only be up for one year. Now we're being given the "bait and switch," the "camel's nose in the tent."

And this is typical of RPD's management under the "leadership" of Phil Ginsburg. The man has no respect for the sanctity of the world-renowned San Francisco attraction that is Golden Gate Park. Under his policies of "monetization," what I call "pimping the park," we've gotten Astroturf, artificial lighting, and monster rock concerts. So much for nature, so much for a refuge from our urban world!

So I'm asking you to use your influence and vote to say "no" emphatically to this obscenely misguided request. It's time to return the Music Concourse back to the Park, and the Park back to the people whose taxes pay for it.

Sincerely Yours,

John Odell  
555 Ulloa Street

**From:** [San Francisco CC](#)  
**To:** [CPC-Commissions Secretary](#)  
**Cc:** [Board of Supervisors, \(BOS\)](#); [pyoung@goldengateaudubon.org](mailto:pyoung@goldengateaudubon.org); [BOS Legislation, \(BOS\)](#)  
**Subject:** Comments in opposition to Certificate of Appropriateness Record No. 2019-022126COA-04: Extension of the Observation Wheel in GGP. Landmark No. 249.  
**Date:** Monday, February 15, 2021 1:17:07 PM

---

This message is from outside the City email system. Do not open links or attachments from untrusted sources.



February 14, 2021

San Francisco Planning Department  
Historic Preservation Commission  
[commissions.secretary@sfgov.org](mailto:commissions.secretary@sfgov.org)

CC: San Francisco Board of Supervisors  
[board.of.supervisors@sfgov.org](mailto:board.of.supervisors@sfgov.org)  
[bos.legislation@sfgov.org](mailto:bos.legislation@sfgov.org)

RE: Opposition to Certificate of Appropriateness Record No. 2019-022126COA-04:  
Extension of the Observation Wheel in GGP. Landmark No. 249.

Dear Historic Preservation Commissioners,

Please accept our comments from Golden Gate Audubon Society (GGAS) pertaining to our strong opposition to the extension request by the Recreation and Parks Department to permit the temporary observation wheel to remain for an additional four years. GGAS is a 104 year old non-profit organization of several thousand bird and nature lovers across the Bay Area. Outside of the pandemic, we host many bird walks in Golden Gate Park through our monthly field trips and regular classes. Our mission is to engage people to experience the wonder of birds and to translate that wonder into actions which protect native bird populations and their habitats. The observation wheel poses potentially harmful and possibly deadly impacts to the more than 200 species of birds that depend on Golden Gate Park.

Birds migrate at night and use the stars and other natural night lights to navigate under complex adaptations to celestial navigation. Bright artificial lights, especially during migration season, are disorienting and disruptive<sup>1</sup>. Migration journeys are extremely physically demanding for birds and spending more energy being taken off course could be deadly. In addition, the bright lights of the Observation Wheel at ground level can make birds and their

nests more vulnerable to predators.

The bright night lighting and noise violates planning codes for protecting and enhancing the Park's biodiversity. By approving an extension on the permit for four additional years without offering feasible alternatives or adequate mitigation, the planners would continue to violate Section 7 from the General Plan Compliance Code, Objective 4 on page 7 of Record No 2019-022126COA-04.

Objective 4 states:

**“PROTECT AND ENHANCE THE BIODIVERSITY, HABITAT VALUE, AND ECOLOGICAL INTEGRITY OF OPEN SPACES AND ENCOURAGE SUSTAINABLE PRACTICES IN THE DESIGN AND MANAGEMENT OF OUR OPEN SPACE SYSTEM Policy 4.4 Include environmentally sustainable practices in construction, renovation, management and maintenance of open space and recreation facilities.”**

This proposal to amend the existing permit that calls for 76 LED spoke lights, 24 LED Ring Beam Lights that remain fully lit “to 10PM,” plus 2 LED Security lights that “provide after hours illumination ...to dawn,” as well as noise that will persist until 10PM, fails to meet the Objective 4 goal to enhance and protect biodiversity, habitat value, and ecological integrity.” The intense lighting and noise constitute significant effects and harmful impacts to wildlife that do not meet the Open Space System Policy to include “environmentally sustainable practices.” Planners must consider a feasible alternative that includes rejecting the permit extension.

Planners must adequately consider for harmful environmental impacts and present feasible alternatives and/or detailed methods for avoiding, minimizing, and mitigating such impacts under the California Environmental Quality Act (CEQA). Here, the Executive Summary provides no details for meeting Objective 4 nor feasible alternatives nor mitigations for these impacts in Document 2019-022126COA-04. A vaguely stated condition promises that, “[T]he City of San Francisco Recreation and Parks Department will conduct community outreach regarding the effect of lighting and implement measures to mitigate its impact in coordination with Planning Department staff.” Much more than outreach is required. The planners must consider feasible alternatives that avoid harmful impacts from intense lighting and noise that is potentially deadly to birds and other wildlife, such as rejecting the permit extension. Any permit extension requires adequate mitigation.

Golden Gate Park was created as a refuge for San Franciscans to enjoy an oasis of nature in the heart of a bustling city. It is a testament to the hard work and dedication of the Recreation and Parks Department as well as San Franciscan Naturalists throughout the last century, that the park has also become a refuge for wildlife, especially birds. Over 200 species of birds depend on Golden Gate Park as habitat and as their home for food and shelter.

In 2019, a sobering study<sup>2</sup> was released showing that 30% of North America's birds have been lost over the past 50 years. If we don't take action, this trend will continue. Even urban parks like Golden Gate Park can be part of the solution. Our park is already a bird habitat, so keeping additional dangers like a lighted ferris wheel truly temporary, will help make it a safe haven for birds and the humans who love them.

While GGAS supports Recreation and Parks and the rest of San Francisco in celebrating the amazing 150-year anniversary of Golden Gate Park, we must treasure our biodiversity and protect the legacy of all our hard work to restore habitat and ecosystem services. Let's honor the historic purpose of the park and keep its special value for San Franciscans to escape the bustle of the city and enjoy its natural beauty and cherish its natural sounds close to home both day and night.

Thank you for considering our comments and please notify us of all activities and materials relating to this matter.

Sincerely,



Pam Young  
Executive Director

---

Certificate of Appropriateness, Executive Summary, San Francisco Planning p.7  
Found at: <https://commissions.sfplanning.org/hpcpackets/2019-022126COA-04.pdf>

“[P]ublic agencies are not to approve projects as proposed if the significant environmental effects of such projects can be substantially reduced through feasible alternatives or feasible mitigation measures.” Found at:  
<https://www.codepublishing.com/CA/Winters/html/Winters18/Winters1804.html#18.04.010>

Certificate of Appropriateness, Executive Summary, San Francisco Planning p.16  
Found at: <https://commissions.sfplanning.org/hpcpackets/2019-022126COA-04.pdf>

1.  
<https://www.darksky.org/light-pollution-poses-threat-to-migrating-birds/>
2.  
<https://www.stateofthebirds.org/2019/download-pdf-report/>

**From:** [Lisa Dossey](#)  
**To:** [CPC-Commissions Secretary](#); [Board of Supervisors \(BOS\)](#); [Commission Recpark \(REC\)](#)  
**Subject:** Letter of concern regarding the Observation Wheel at Golden Gate Park  
**Date:** Monday, February 15, 2021 1:44:11 PM

---

This message is from outside the City email system. Do not open links or attachments from untrusted sources.

February 15, 2021

To: San Francisco Board of Supervisors and the San Francisco Recreation and Park Commission and Historic Preservation Committee Members:

Thank you so much for providing the care and maintenance of Golden Gate Park. We have enjoyed many walks through there and especially now admits Covid, the park has been an even more important place to connect with nature and enjoy the peaceful and restorative effects during quarantine. Thank you also for the opportunity to share our voices regarding the Observation Wheel in Golden Gate Park.

First, I would like to again, thank everyone for providing this amazing park. Secondly, I will discuss my concerns regarding keeping the Observation wheel in the park, with some data from various scientific sources; and finally, I would like to offer some possible alternatives to celebrate the 150th Anniversary of Golden Gate Park. Thank you for this opportunity.

—“Writing in the journal Nature Ecology and Evolution, University of Exeter scientists say their analysis of more than 100 studies reveals light pollution causes changes to animal behavior and physiology, especially hormone levels and patterns of waking, sleeping and activity. They say even low levels of artificial light can have profound effects.” “We need to view light like any other pollutant,” wrote researcher Kevin Gaston” (Newman, 2020, [earthweek.com](#), SF Chronicle, 8 Nov 2020).

—“Humans use of artificial light is causing widespread impacts on animals and plants, and researchers say it should be limited where possible” (Newman, 2021, earthweek, SF Chronicle, 3 Jan 2021).

—Example of the possible effects of light pollution on animals: “A New Zealand south Island village has switched off all of its streetlights in an attempt to stop young birds from crash-landing on roadways. Wildlife experts say the Westland petrel fledglings are possibly mistaking the streetlights of Punakaiki for the bioluminescent fish they typically eat...” (Newman, earthweek, SF Chronicle, 27 Dec 2020).

—“Glare from artificial lights can also impact wetland habitats that are home to amphibians such as frogs or toads...” - “Birds that migrate or hunt at night navigate by moonlight and starlight...” “Artificial lights can cause them to migrate too early or too late and miss ideal climate conditions for nesting, foraging and other behaviors” (International Dark Sky Association)

Possible alternatives to the Observation Wheel:

-Continue to celebrate the 150th Anniversary of the park with virtual talks on the history of the

park

- Partner with the Park Service to provide virtual - and when safe - socially distant small talks and walks about the animals and the history of the park
- Continue to provide and protect a park that has been such an important place for so many animals and people - especially now and moving forward.

Thank you again for this opportunity and for the beautiful parks!

Lisa C. Dossey  
San Francisco resident

-----  
Newman, S. (8 Nov 2020). Earthweek: a diary of the planet (Bay Area section). *San Francisco Chronicle*. [www.earthweek.com](http://www.earthweek.com)

Newman, S. (27 Dec 2020). Earthweek: a diary of the planet. *San Francisco Chronicle*. [www.earthweek.com](http://www.earthweek.com)

Newman, S. (3 Jan 2021). Earthweek: a diary of the planet. *San Francisco Chronicle*. [www.earthweek.com](http://www.earthweek.com)

<https://www.darksky.org/light-pollution/wildlife/>  
"Light Pollution Effects on Wildlife and Ecosystems"

Whiting, S. (15 Feb 2021). Opponents decry city proposal to keep Ferris Wheel in Golden Gate Park for four more years. *San Francisco Chronicle*. <https://www.sfchronicle.com/bayarea/article/Opponents-decry-city-proposal-to-keep-big-wheel-15951104.php>

*Westside Observer*. (June 2020). San Francisco. <https://westsideobserver.com/news/environment.html>

Lisa Dossey, CTC  
Pups at their Peak  
[Bonesdossey@gmail.com](mailto:Bonesdossey@gmail.com)  
650-642-6988



**From:** [Ann McPherson](#)  
**To:** [Board of Supervisors, \(BOS\)](#)  
**Subject:** OPPOSE Extension of the Wheel  
**Date:** Monday, February 15, 2021 1:54:19 PM

---

This message is from outside the City email system. Do not open links or attachments from untrusted sources.

February 15, 2021

Dear Commissioners:

I oppose any extension of the Skystar Observation Wheel within the Music Concourse in Golden Gate Park. The Wheel was brought to the Concourse to celebrate the 150th Anniversary of Golden Gate Park. This celebration is now over. We've seen the Wheel displayed at the end of the Music Concourse for almost a year. It is now time to remove the Wheel and restore the Music Concourse to its quiet, tranquil and historic grandeur. The Golden Gate Park is historically a landscape park, not an amusement park.

In this pandemic time, we desperately need respite in quiet natural areas such as Golden Gate Park. The Wheel utilizes an 85-decibel diesel generator that runs 24-hours a day, 7-days a week. Although the Wheel has been closed to passengers since November 29, 2020 the loud noise from the diesel generator has been continuous since Oct. 16, 2020. The noise from this generator has totally destroyed the peace and quiet within the Music Concourse and permeates the entire area. It now feels and sounds like an industrial zone. Many people practice tai chi, bike, walk, exercise, and enjoy sitting in the Music Concourse. These activities are no longer pleasurable due to the continuous noise from the generator. This noise gives me a severe headache and I cannot practice tai chi or spend time in the Music Concourse now. To allow the diesel generator to ruin the quiet, peaceful tranquility of the Music Concourse is an irresponsible and harmful act.

I am not alone. Many other people, and most certainly birds and animals, are also impacted by the noise. Quietness – particularly in an urban park – benefits all life and is something precious that should be preserved, and not willfully destroyed.

To grant Skystar a four-year extension to a one-year permit is wrong – particularly given the many detrimental impacts we now recognize that were never formally evaluated including: noise pollution, air pollution, and impacts to birds, animals, insects from the bright flashing lights.

It is time to remove the Wheel – as was promised last year – and restore peace and tranquility to the Music Concourse. I urge the Commission to OPPOSE the extension of the Wheel.

Thank you for your consideration.

Ann McPherson

**From:** [David Romano](#)  
**To:** [Hyland, Aaron \(CPC\)](#)  
**Cc:** [Jonin, Jonas \(CPC\)](#); [Commission, Recpark \(REC\)](#); [CPC-Commissions Secretary](#); [Breed, Mayor London \(MYR\)](#); [Board of Supervisors, \(BOS\)](#)  
**Subject:** Opposed to the Observation Wheel in the Music Concourse  
**Date:** Monday, February 15, 2021 3:19:38 PM

---

This message is from outside the City email system. Do not open links or attachments from untrusted sources.

Dear Commissioner Hyland:

Thank you for your original decision to allow the Observation Wheel for one year only. I am writing to ask you not to allow the Observation Wheel to stay in the Music Concourse or anywhere in Golden Gate Park. The Observation Wheel and attendant lighting are not in keeping with the Park's character or function. A better way to celebrate the 150th Anniversary of Golden Gate Park would be to keep the Park as dark and quiet as safety allows. We should honor the natural environment of the Park. The Observation Wheel is inappropriate for this historic setting. We should not be sending a message that carnival attractions are more important than the peace and quiet of the Park.

The Observation Wheel was only supposed to be in place for one year -- that year is up in March. Now Rec and Park is asking that it stay there for four more years. The Wheel is an intrusive structure that can be seen above the treeline from miles away. It has bright LEDs that stay lit until late every night. They are powered by a noisy diesel generator that runs 24/7. The noise and fumes from the diesel generator should not be part of the Music Concourse experience.

Rec and Park claims that extending the Wheel four more years will attract tourists to Golden Gate Park and promote local business interests, but that is speculative, and questionable, with COVID cases declining and more businesses and venues opening up. San Francisco needs to commit to conserving the environment. We should not be selling out Golden Gate Park so a vendor can operate their amusement park ride.

Our future, and the future of planet Earth, depend on mitigating the impact of human activity on the natural environment. Golden Gate Park is one of the few places in San Francisco where wildlife can find a refuge. Wildlife needs darkness at night. The increased artificial lighting from the Wheel has a negative impact on birds and other wildlife. In fact, people are also adversely affected by artificial light pollution at night.

Please do not grant an extension of time for the Wheel to stay in Golden Gate Park.

Thank you for your consideration of the above.

David Romano

San Francisco, CA

**From:** [Elizabeth Skrondal](#)  
**To:** [CPC-Commissions Secretary](#); [Commission, Recpark \(REC\)](#); [Board of Supervisors, \(BOS\)](#); [Environment, ENV \(ENV\)](#); [Breed, Mayor London \(MYR\)](#)  
**Cc:** [sfparc@earthlink.net](mailto:sfparc@earthlink.net)  
**Subject:** Objection to ferris wheel in GG Park  
**Date:** Monday, February 15, 2021 3:34:02 PM  
**Attachments:** [Ferris Wheel.pdf](#)

---

This message is from outside the City email system. Do not open links or attachments from untrusted sources.

To All-

Attached is my letter of objection to the continuation of the ferris wheel in Golden Gate Park. Please reconsider any decision to extend its presence in our glorious park.

Thank you.

Elizabeth Skrondal  
Former member of the Landmarks Preservation Advisory Board

February 13, 2021

Historic Preservation Commission

Dear Commissioners:

I am writing to you regarding the giant Ferris wheel in the Music Concourse. You are now being asked to consider its placement in the landmark district for another four years. Please vote against this.

The Music Concourse is a serene and placid respite from city life as we know it. People come here to breathe fresh air, listen to music, and perhaps to meditate quietly. Why spoil the serenity with an amusement park ride? The ride can be placed in several other locations throughout the city that offer additional activities, including various attractions and walkability. The Embarcadero (Pier 39?), The Great Highway, including near the former Cliff House, The Baseball Park, Mission Bay, Chase Center, Candlestick Point could all welcome a ferris wheel (to name a few).

I was a member of the Landmarks Preservation Advisory Board when we approved the nomination of the Music Concourse as an Article 10 landmark. I believe Mr. Cherney, my colleague at the time, sent you a copy of the nomination designation. Please note what he has pointed out to you:

*the general feeling of the Music Concourse as a late 19th century and early 20th century landscape should be preserved. Those features which were created in 1928 and earlier are harmonious in their materials and detailing, and work very well together. (pp. 17-18)*

*The two visual foci of the concourse are the Spreckels Temple of Music, at the southwest end, and the Francis Scott Key Monument, at the northeast end. (p. 18)*

*...the Music Concourse has significance at the national level as a late nineteenth century and early twentieth century urban park landscape.*

*The landscape is an unusually complex one . . . The aesthetic quality of the place is very high. . . . Very few urban park landscapes in the United States are this complex, have this level of quality, and retain this degree of integrity. . . . the major elements . . . all survive, with remarkably few modern intrusions. (p. 31)*

Please pay special attention to the word “feeling”. A ferris wheel hardly aspires to maintaining the concept of a harmonious park feeling.

While in your view, the wheel does not destroy the physical features of the historic concourse, and when removed, the concourse landscape will once again serve the public as a setting for music and tranquility, (two activities the wheel drowns out) but, four more years? It will be even more difficult to remove then. Please put it somewhere else NOW.

As Mr. Cherney noted, the landmark designation report makes clear that the Music Concourse is an *historic landscape*. What part of the word ‘landscape’ allows for an amusement ride? Zero! The Music Concourse was never meant to be an amusement park, ever, ever, ever!

In closing, please look up the word “temporary”. That time has passed. The temporary period is over. If a permanent location is what you seek, look elsewhere in the city where it might even be more acceptable.

Several citizens, including Robert Cherney and Kathy Howard, worked for years to honor the Music Concourse with landmark status. The Landmarks Board worked diligently to get the designation adopted. Installing an unattractive, noisy, unsympathetic amusement park ride is a true insult to them, to the public, and to the term Historic Landmark.

Please **do not consider** retaining the wheel at the Music Concourse.

Yours very truly,

Elizabeth Skrondal

**From:** [mckemper](#)  
**To:** [CPC-Commissions Secretary](#); [Commission, Recpark \(REC\)](#); [Board of Supervisors, \(BOS\)](#); [Breed, Mayor London \(MYR\)](#)  
**Subject:** The travesty of the Ferris Wheel in Golden Gate Park  
**Date:** Monday, February 15, 2021 3:37:08 PM

---

This message is from outside the City email system. Do not open links or attachments from untrusted sources.

Hello, Having lived in San Francisco since 1970 and having spent countless hours tramping around in Golden Gate Park from the panhandle to Ocean Beach from Fulton to Lincoln, in the Strybing Arboretum, now San Francisco Botanical Garden, and in the Conservatory I find it an abomination that there is a Blinking diesel belching monstrosity right smack in the middle of the most visited part of the park. And it has been inoperative for nearly a year!

The fact that it is in the park has to be the work of someone who has no, absolutely NO appreciation for nature and its beneficial effects. Turning the park into another Playland at the Beach is not a direction the city of San Francisco should be taking. Consider carefully. Do we want a carnival in Golden Gate Park? What would McLaren have thought? Remove the obscenity from the Park. PLEASE.

Michael Kemper  
1388 California Street  
San Francisco, CA

**From:** [Keiko Martinez \(anoodlehead@gmail.com\)](mailto:anoodlehead@gmail.com) Sent You a Personal Message  
**To:** [Board of Supervisors, \(BOS\)](#)  
**Subject:** Stop the extension of the SkyStar Observation Wheel to protect our wildlife  
**Date:** Monday, February 15, 2021 5:43:40 PM

---

This message is from outside the City email system. Do not open links or attachments from untrusted sources.

Dear San Francisco Board of Supervisors,

I am opposed to the Observation Wheel remaining in Golden Gate Park, San Francisco's premier historic landscape park and a major habitat area for birds and other wildlife. I appreciate that the Historic Preservation Commission limited the time period for the Observation Wheel to one year. I ask you to hold to this time period.

Our city parks are a vital refuge for wild animals struggling to deal with the loss of habitat and open space. Wildlife needs darkness. Light pollution can have a negative impact on birds ? both resident and migrating ? as well as bats, insects, amphibians, and other animals. Artificial light can alter an animal's circadian rhythm, disrupting breeding, foraging, and sheltering cycles. Furthermore, it can draw and disorient some species while repelling others ? in both cases, to deadly effect. Golden Gate Park is one of the few places in San Francisco where wildlife can find refuge at night.

Since its inception, Golden Gate Park has provided the opportunity for families and children from all income levels to enjoy nature close to home; this is especially important for those who do not have easy access to distant natural areas. If our own local nature is continuously infringed upon by artificial attractions ? particularly those which harm wildlife ? then that deprives those communities of a direct experience with nature.

Please deny the extension and remove the Observation Wheel from Golden Gate Park permanently.

Sincerely,

Keiko Martinez  
1647 Willow Pass Road #14 1  
Concord, CA 94520  
[anoodlehead@gmail.com](mailto:anoodlehead@gmail.com)  
(415) 216-6403

This message was sent by KnowWho, as a service provider, on behalf of an individual associated with Sierra Club. If you need more information, please contact Elizabeth Hall at Sierra Club at [elizabeth.hall@sierraclub.org](mailto:elizabeth.hall@sierraclub.org) or (415) 977-5500.



**From:** [Cira Curri](#)  
**To:** [CPC-Commissions Secretary](#)  
**Cc:** [Commission, Recpark \(REC\)](#); [Board of Supervisors. \(BOS\)](#); [Environment, ENV \(ENV\)](#); [Breed, Mayor London \(MYR\)](#)  
**Subject:** Opposition to extending the Observation Wheel in Golden Gate Park  
**Date:** Monday, February 15, 2021 6:07:03 PM

---

This message is from outside the City email system. Do not open links or attachments from untrusted sources.

Dear Commissioners,

Beyond the fact that the observation wheel significantly mars the symmetry of the concourse as it generates unwanted noise and diesel fumes, the adverse effects of its night lighting on wildlife should be cause enough to deny any extension particularly one of four years. The responsibility of the Park Department to protect nesting and migratory birds as well as nocturnal animals and insects should have precedence over any other consideration.

It is unfortunate that the vendor of this venture did not find it as lucrative as anticipated, but given that the company is headquartered in St. Louis Missouri and received a forgivable PPE loan of almost \$94,000, any loss he may have incurred should not be a consideration in this decision. My Richmond district neighborhood has been hard hit by the pandemic as has the Sunset including my favorite restaurant and local dress shop on 9th Ave. that have been driven out of business.

At the hearing before the San Francisco Historic Preservation Committee on January 15, 2020, the Recreation and Park representative said: "the wheel is intended only for a year to encourage excitement over the 150th anniversary celebration. We are not interested in extending it beyond the one year." That they are now asking for a four year extension is extremely troubling. Perhaps they were just bad faith actors all along and the wheel is just the first major moneymaking attraction that they have planned for the future.

Please also consider the danger that the continued operation of the wheel for four more years poses--its very existence will seem normal and may encourage even more development of this sort. I have lived across from Golden Gate Park for more than 45 years and am distressed by its continuing commercialization. Attractions like the Wheel are antithetical to the mission of urban parks. I ask that you please deny this extension.

Sincerely,

Cira Curri

Sent from my iPad

**From:** [Jamey Frank](#)  
**To:** [CPC-Commissions Secretary](#); [Commission, Recpark \(REC\)](#); [Board of Supervisors, \(BOS\)](#); [Environment, ENV \(ENV\)](#); [Breed, Mayor London \(MYR\)](#)  
**Subject:** Keep the Wheel in Golden Gate Park  
**Date:** Monday, February 15, 2021 6:18:35 PM

---

This message is from outside the City email system. Do not open links or attachments from untrusted sources.

Dear SF Government Officials,

We personally like the beautiful Ferris Wheel installed on the Music Concourse in Golden Gate Park. Due to COVID we haven't yet been able to ride it, but hope to be able to do so in 2021. (With most of the roads closed in the Park, it's no longer accessible to us.)

I'm sure that it'll be very popular and hopefully a source of continuing revenue for the Park.

Sincerely,

—Jamey Frank,  
Church Street, San Francisco

**From:** [Libby Ingalls](#)  
**To:** [Board of Supervisors, \(BOS\)](#)  
**Subject:** Please remove the Observation Wheel  
**Date:** Monday, February 15, 2021 6:31:52 PM

---

This message is from outside the City email system. Do not open links or attachments from untrusted sources.

Dear Board of Supervisors:

Please deny the extension of the Wheel and remove it from Golden Gate Park. It shouldn't have been there in the first place. Golden Gate Park is a place of refuge, not a theme park. Such a noisy, bright, anti-environmental commercial endeavor has no place in the Park. We are trying to promote biodiversity in our parks and the City, yet the bright lights have a negative impact on all wildlife - birds, bats, insects, and amphibians. To say nothing of human beings who go to the park for peace and quiet recreation, to renew our bodies and souls in nature. We are supposed to be protecting nature, not compromising it by using it for a theme park! The idea makes no sense and it is time to remove the Wheel.

Thank you,

Libby Ingalls  
2565 Washington St  
San Francisco

**From:** [LINDA SHAFFER](#)  
**To:** [Hyland, Aaron \(CPC\)](#); [Matsuda, Diane \(CPC\)](#); [Black, Kate \(CPC\)](#); [Foley, Chris \(CPC\)](#); [Johns, Richard \(CPC\)](#); [Pearlman, Jonathan \(CPC\)](#); [So, Lydia \(CPC\)](#)  
**Cc:** [Ionin, Jonas \(CPC\)](#); [Taylor, Michelle \(CPC\)](#); [Commission, Recpark \(REC\)](#); [Board of Supervisors, \(BOS\)](#); [Breed, Mayor London \(MYR\)](#)  
**Subject:** For the HPC hearing Feb 17 2021, Item 7. OPPOSE.  
**Date:** Monday, February 15, 2021 6:41:44 PM  
**Attachments:** [For HPC hearing.docx](#)

---

This message is from outside the City email system. Do not open links or attachments from untrusted sources.

For HPC hearing, Feb. 17 2021  
Agenda Item 7, 2019-022126COA-04, 55 HAGIWARA TEA GARDEN DRIVE  
OPPOSE

Commissioners:

Thank you for having imposed a one-year limit on the COA granted in Jan. 2020 for the observation wheel in the Music Concourse in Golden Gate Park.

I write to oppose RPD's request for "a four year operational extension of the observation wheel at the Music Concourse", and support termination of the wheel's operation and presence in the park as was originally scheduled. The reasons I oppose the request are many, but I will emphasize only three.

1) In the documents presented to the HPC on Jan 15 2020, Planning Staff state that the project meets the Secretary of the Interior's Standards. That is unclear.

I call your attention to Standard 1: "A property shall be used for its historic purpose or be placed in a new use that requires minimal change to the defining characteristics of the building and its site and environment."

Planning's response: *The proposal will retain the historic use as a park and outdoor event space of the Music Concourse. Although permanent installation of the wheel would result in a significant change to the look, feel, and use of the Music Concourse Area, the extension of the temporary installation of the proposed observation wheel will not permanently change the landscape's distinctive materials, features, spaces, and spatial relationships.*

And to Standard 9, the statement of which includes:

"The new work shall be differentiated from the old and shall be compatible with the massing, size, scale, and architectural features to protect the historic integrity of the property and its environment."

Planning's response: (underlining mine)

*The wheel's height, large footprint, and illumination are not compatible with the massing, scale, character, spatial organization, or defining features of the Music Concourse. At approximately 150 feet tall, the wheel is not an appropriate addition to the formally designed Music Concourse landscape; however, the proposal to extend the temporary operation of the observation wheel will not result in a permanent alteration of the historic landscape.*

Excuse me? If permanent, it wouldn't meet Standard 1 or Standard 9, but because it's temporary we'll just ignore those inconvenient facts? This reasoning could be used to justify installing anything, anywhere, apparently for any length of time, as long as it's "temporary".

Besides, without having performed any environmental analysis of possible effects on biological resources, how does one know there would be no “permanent change” or “alteration” of the historic landscape which includes, as all landscapes do, plants and animals?

At most, I would call this appearing to obey the letter of the law. To me, it certainly does not obey the spirit of the law.

2. The Music Concourse is usually described as an “outdoors performance space” or “urban park landscape devoted to public performances and as a setting for public art” [Planning packet, Findings, item 3], not as an “outdoor event space” as in Standard 1.

[What’s the difference?

A performance would be expected to last for at most 4-5 hours (think of the longest Shakespeare play or opera imaginable.) I am told that Luciano Pavarotti and The Grateful Dead\*\* have both performed in the Music Concourse. (\*\*Possibly this performance lasted even more than 5 hours, if they were on form!)

An event, on the other hand, is something that is expected to go on over a limited number of days at most. Bay to Breakers, the annual Pride Parade, “Hardly Strictly Bluegrass” and “Outside Lands” are events. Even the Exposition held in 1894 for 6 months was an event.

All performances are events but not all events are performances. ]

An observation wheel running 12 hours a day (powered by a generator that runs 24/7) over a period of a year (let alone 4 years plus), is neither a performance nor an event.

Once again, the wheel does NOT meet Standard 1.

3. I now call your attention to Step 5 of the CEQA Exemption Determination forms contained in the packet. Items 9 and 10 refer to considerations that apply to a Historic District. From 3. under Findings: “The Music Concourse also contributes to the National-Register listed Golden Gate Park historic district, significant under Criterion 1 (Events) and Criterion 3 (Architecture) in the areas of landscape architecture and social history”. Why is neither box in Step 5 checked?

These points articulate just some of the reasons I contend this “project” should never have been approved in the first place. It should certainly NOT be approved for an extension.

Thank you for considering my concerns.

(Dr.) Linda J. Shaffer, San Francisco Resident  
Former representative from D10 on PROSAC

For HPC hearing, Feb. 17 2021

Agenda Item 7, 2019-022126COA-04, 55 HAGIWARA TEA GARDEN DRIVE  
OPPOSE

Commissioners:

Thank you for having imposed a one-year limit on the COA granted in Jan. 2020 for the observation wheel in the Music Concourse in Golden Gate Park.

I write to oppose RPD's request for "a four year operational extension of the observation wheel at the Music Concourse", and support termination of the wheel's operation and presence in the park as was originally scheduled. The reasons I oppose the request are many, but I will emphasize only three.

1) In the documents presented to the HPC on Jan 15 2020, Planning Staff state that the project meets the Secretary of the Interior's Standards. That is unclear.

I call your attention to Standard 1: "A property shall be used for its historic purpose or be placed in a new use that requires minimal change to the defining characteristics of the building and its site and environment."

Planning's response: *The proposal will retain the historic use as a park and outdoor event space of the Music Concourse. Although permanent installation of the wheel would result in a significant change to the look, feel, and use of the Music Concourse Area, the extension of the temporary installation of the proposed observation wheel will not permanently change the landscape's distinctive materials, features, spaces, and spatial relationships.*

And to Standard 9, the statement of which includes:

"The new work shall be differentiated from the old and shall be compatible with the massing, size, scale, and architectural features to protect the historic integrity of the property and its environment."

Planning's response: (underlining mine)

*The wheel's height, large footprint, and illumination are not compatible with the massing, scale, character, spatial organization, or defining features of the Music Concourse. At approximately 150 feet tall, the wheel is not an appropriate addition to the formally designed Music Concourse landscape; however, the proposal to extend the temporary operation of the observation wheel will not result in a permanent alteration of the historic landscape.*

Excuse me? If permanent, it wouldn't meet Standard 1 or Standard 9, but because it's temporary we'll just ignore those inconvenient facts? This reasoning could be used to justify installing anything, anywhere, apparently for any length of time, as long as it's "temporary".

Besides, without having performed any environmental analysis of possible effects on biological resources, how does one know there would be no "permanent

change” or “alteration” of the historic landscape which includes, as all landscapes do, plants and animals?

At most, I would call this appearing to obey the letter of the law. To me, it certainly does not obey the spirit of the law.

2. The Music Concourse is usually described as an “outdoors performance space” or “urban park landscape devoted to public performances and as a setting for public art” [Planning packet, Findings, item 3], not as an “outdoor event space” as in Standard 1.

[What’s the difference? A performance would be expected to last for at most 4-5 hours (think of the longest Shakespeare play or opera imaginable.) I am told that Luciano Pavarotti and The Grateful Dead\*\* have both performed in the Music Concourse. (\*\*Possibly this performance lasted even more than 5 hours, if they were on form!)

An event, on the other hand, is something that is expected to go on over a limited number of days at most. Bay to Breakers, the annual Pride Parade, “Hardly Strictly Bluegrass” and “Outside Lands” are events. Even the Exposition held in 1894 for 6 months was an event.

All performances are events but not all events are performances. ]

An observation wheel running 12 hours a day, powered by a generator that runs 24/7, over a period of a year (let alone 4 years plus), is neither a performance nor an event. This is another way in which the wheel does NOT meet Standard 1.

3. I now call your attention to Step 5 of the CEQA Exemption Determination forms contained in the packet. Items 9 and 10 refer to considerations that apply to a Historic District. From 3. under Findings: “The Music Concourse also contributes to the National-Register listed Golden Gate Park historic district, significant under Criterion 1 (Events) and Criterion 3 (Architecture) in the areas of landscape architecture and social history”. Why is neither box in Step 5 checked?

These points articulate just part of my belief that this “project” should never have been approved in the first place.

Thank you for considering my concerns.

(Dr.) Linda J. Shaffer, San Francisco Resident  
Former representative from D10 on PROSAC

**From:** [Nora Roman](#)  
**To:** [Commission, Recpark \(REC\)](#); [CPC-Commissions Secretary](#); [Board of Supervisors. \(BOS\)](#); [Breed, Mayor London \(MYR\)](#)  
**Subject:** No more "ferris wheel"  
**Date:** Monday, February 15, 2021 7:06:24 PM

---

This message is from outside the City email system. Do not open links or attachments from untrusted sources.

I am writing to ask that the extension be denied and that the Observation Wheel be removed from Golden Gate Park permanently.

There are so many reasons not to have that in the park any longer: too much light for animals, birds, the neighbors; an eyesore you can see above the trees of the park; a generator running using fossil fuel and making noise and pollution 24/7..We are in a climate crisis and must start taking it seriously. There is no need for this type of backward technological thing in our space reserved for nature.

As some friends wrote:

"Why is it that in the 21st Century, with climate change upon us and when San Francisco has declared itself to be a biophilic city committed to conserving the environment, we are selling out the environment for commercial reasons?

What is the lesson for the children who come to see the Observation Wheel? That it's okay to damage the environment for short-term gain -- instead of teaching them the need to protect the environment? Their future and the future of the planet Earth depend on drastically mitigating the impact of human activity on the natural environment....During COVID, more San Franciscans than ever have flocked to Golden Gate Park. They don't come thinking Golden Gate Park is an amusement park. They come for the natural beauty. They come to birdwatch and to catch a glimpse of elusive wildlife. They come to take a relaxing stroll through the open meadows and to see their reflections in the many lakes. They come to enjoy the wonders of nature and find some respite from the noise and traffic of our city streets."

Thank you for removing it. Do not renew the agreement when it comes to its end in March.

**Please do the right thing.**

Thank you,  
Nora Roman, RN  
SF resident and homeowner & taxpayer



**From:** [Blair Sandler \(blair@drlapin.org\) Sent You a Personal Message](mailto:blair@drlapin.org)  
**To:** [Board of Supervisors, \(BOS\)](#)  
**Subject:** Stop the extension of the SkyStar Observation Wheel to protect our wildlife  
**Date:** Monday, February 15, 2021 8:19:31 PM

---

This message is from outside the City email system. Do not open links or attachments from untrusted sources.

Dear San Francisco Board of Supervisors,

I

I am opposed to the Observation Wheel remaining in Golden Gate Park, San Francisco's premier historic landscape park and a major habitat area for birds and other wildlife. I appreciate that the Historic Preservation Commission limited the time period for the Observation Wheel to one year. I ask you to hold to this time period.

Our city parks are a vital refuge for wild animals struggling to deal with the loss of habitat and open space. Wildlife needs darkness. Light pollution can have a negative impact on birds – both resident and migrating – as well as bats, insects, amphibians, and other animals. Artificial light can alter an animal's circadian rhythm, disrupting breeding, foraging, and sheltering cycles. Furthermore, it can draw and disorient some species while repelling others – in both cases, to deadly effect. Golden Gate Park is one of the few places in San Francisco where wildlife can find refuge at night.

Since its inception, Golden Gate Park has provided the opportunity for families and children from all income levels to enjoy nature close to home; this is especially important for those who do not have easy access to distant natural areas. If our own local nature is continuously infringed upon by artificial attractions – particularly those which harm wildlife – then that deprives those communities of a direct experience with nature.

Please deny the extension and remove the Observation Wheel from Golden Gate Park permanently.

Sincerely,

Blair Sandler  
1742 Newcomb Ave.  
Blair, CA 94124  
[blair@drlapin.org](mailto:blair@drlapin.org)  
(415) 555-1212

This message was sent by KnowWho, as a service provider, on behalf of an individual associated with Sierra Club. If you need more information, please contact Elizabeth Hall at Sierra Club at [elizabeth.hall@sierraclub.org](mailto:elizabeth.hall@sierraclub.org) or (415) 977-5500.

**From:** [Alec Chiono \(alecjchiono@gmail.com\)](mailto:alecjchiono@gmail.com) Sent You a Personal Message  
**To:** [Board of Supervisors, \(BOS\)](#)  
**Subject:** Stop the extension of the SkyStar Observation Wheel to protect our wildlife  
**Date:** Monday, February 15, 2021 8:32:13 PM

---

This message is from outside the City email system. Do not open links or attachments from untrusted sources.

Dear San Francisco Board of Supervisors,

Though I understand the appeal of the observation wheel, especially in its original context of celebrating the 150th anniversary, it is only a gimmicky attraction that takes away from the other parts of the park that are also better integrated with the natural environment.

I'm also deeply disturbed that, in a city that prides itself on being forward thinking, environmental concerns are cast aside eagerly without even an attempt to compromise with environmental groups.

I am opposed to the Observation Wheel remaining in Golden Gate Park, San Francisco's premier historic landscape park and a major habitat area for birds and other wildlife. I appreciate that the Historic Preservation Commission limited the time period for the Observation Wheel to one year. I ask you to hold to this time period.

Our city parks are a vital refuge for wild animals struggling to deal with the loss of habitat and open space. Wildlife needs darkness. Light pollution can have a negative impact on birds ? both resident and migrating ? as well as bats, insects, amphibians, and other animals. Artificial light can alter an animal's circadian rhythm, disrupting breeding, foraging, and sheltering cycles. Furthermore, it can draw and disorient some species while repelling others ? in both cases, to deadly effect. Golden Gate Park is one of the few places in San Francisco where wildlife can find refuge at night.

Since its inception, Golden Gate Park has provided the opportunity for families and children from all income levels to enjoy nature close to home; this is especially important for those who do not have easy access to distant natural areas. If our own local nature is continuously infringed upon by artificial attractions ? particularly those which harm wildlife ? then that deprives those communities of a direct experience with nature.

Please deny the extension and remove the Observation Wheel from Golden Gate Park permanently.

Sincerely,

Alec Chiono  
674A 5th Ave  
San Francisco, CA 94118  
[alecjchiono@gmail.com](mailto:alecjchiono@gmail.com)  
(707) 246-6147

This message was sent by KnowWho, as a service provider, on behalf of an individual associated with Sierra Club. If you need more information, please contact Elizabeth Hall at Sierra Club at [elizabeth.hall@sierraclub.org](mailto:elizabeth.hall@sierraclub.org) or (415) 977-5500.

**From:** [Pamela Carrara](#)  
**To:** [Board of Supervisors, \(BOS\)](#)  
**Subject:** the Wheel in the historic Music Concourse  
**Date:** Monday, February 15, 2021 9:29:33 PM

---

This message is from outside the City email system. Do not open links or attachments from untrusted sources.

Dear San Francisco Board of Supervisors,

What is happening to our dear beloved Golden Gate Park that was very specifically built to serve as a sanctuary for nature within our city? What with installing an astro turf soccer field with excessive light pollution, and now this wheel, it is so harmful to this precious enviroment in so many ways!

**Please do all you can to enforce the original agreement and remove the Wheel from the historic Music Concourse at the end of the original one-year time period in March 2021.**

Thank you very much!

Pamela

**From:** [Adrienne Klein](#)  
**To:** [CPC-Commissions Secretary](#); [Commission, Recpark \(REC\)](#); [Board of Supervisors, \(BOS\)](#); [Environment, ENV \(ENV\)](#); [Breed, Mayor London \(MYR\)](#)  
**Cc:** [sfparc@earthlink.net](mailto:sfparc@earthlink.net)  
**Subject:** Golden Gate Park Ferris Wheel - Statement of Opposition to Its Extension without FULL Environmental Analysis  
**Date:** Monday, February 15, 2021 9:59:19 PM

---

This message is from outside the City email system. Do not open links or attachments from untrusted sources.

Dear Members of the Board of Supervisors, Mayor Breed and Department of Parks and Recreation,

While I supported the commemoration of GG Park's 150th anniversary with the ferris wheel, I do not support its future presence in the park for four more years without a full analysis of its impacts on the Park's natural environment enjoyed by all San Franciscans as a refuge from urban living and for education in the museums and gardens.

While the pandemic unfortunately impacted plans for its enjoyment, that is not a reason to extend its duration.

Thank you for the opportunity to express my views and for your consideration of this matter.

Sincerely,

Adrienne Klein  
Havens Street  
SF CA 94133

P.S. Please do not re-open JFK Drive. The full time absence of cars along this corridor improves our collective quality of life.

**From:** [Joe Litehiser](#)  
**To:** [CPC-Commissions Secretary](#)  
**Cc:** [Commission, Recpark \(REC\)](#); [Board of Supervisors, \(BOS\)](#); [Environment, ENV \(ENV\)](#); [Breed, Mayor London \(MYR\)](#)  
**Subject:** A note in favor of extending the contract for the Golden Gate Park Sky Star Observational Ferris Wheel.  
**Date:** Monday, February 15, 2021 10:06:44 PM

---

This message is from outside the City email system. Do not open links or attachments from untrusted sources.

Dear Commissioners – I write briefly in support of acceding to SFRPD’s request to extend the Certificate of Appropriateness for the Sky Star Observation Wheel in Golden Gate Park. I understand that many opposed the original decision to allow this attraction to be erected and operated as part of the 150<sup>th</sup> anniversary of the Park on the grounds that it fundamentally did violence to what has been described as, “John McLaren’s sylvan vision of Golden Gate Park.” I recognize that the original Certificate was for the period of one year, a period soon to lapse in earliest April.

I cannot know what John McLaren had in mind for what to include or exclude for the use of Golden Gate Park, but during the 51 years I have lived in San Francisco I have found many uses for its many and diverse charms and amenities. in the words of Mayor Breed, I have enjoyed, “...all that it has to offer within its 1,017 beautiful acres (f)rom hiking trails, playgrounds and open spaces, to biking, museums, recreation, and amazing groves and gardens...) .

And, of course, when the Commission agreed to the current Certificate of Appropriateness in mid-January 2020 none of us did foresee or could have foreseen the COVID-19 pandemic and the disruptions to virtually all of our plans that it has caused. Among these has certainly been the substantial loss of opportunity to ride on the Sky Star.

As for me, my wife and I were lucky enough to get a reservation for a well-disinfected ride on the afternoon of November 9. It was a clear afternoon and we greatly enjoyed the views and experience.

And again, during this most restricted of years, on the evening of December 17<sup>th</sup> we made our way to the Park, walking between the Band Shell Concourse and McLaren Lodge indulging in the socially distanced cool night air to take in the lights of the McLaren Lodge tree, the “Entwined trees” of Peacock Meadow, the light show at the Conservatory of Flowers, and -yes- the lit up Observation Wheel.

I sincerely hope that a way can be found to keep the Sky Star around a few more years so that, when this horrible pandemic is finally behind us, many more visitors to Golden Gate Park will be able to say that, in this very urban park, they were able to take in a deferred “vertical circumnavigational” view of what 150 years has wrought.

Sincerely yours,  
Joe Litehiser



**From:** [SF Carl](#)  
**To:** [Breed, Mayor London \(MYR\)](#); [Board of Supervisors. \(BOS\)](#)  
**Cc:** [Commission, Recpark \(REC\)](#); [CPC-Commissions Secretary](#)  
**Subject:** ferris wheel  
**Date:** Monday, February 15, 2021 10:33:38 PM

---

This message is from outside the City email system. Do not open links or attachments from untrusted sources.

Dear Mayor Breed and Supervisors:

I write to oppose any extension of the time period during which the supposedly temporary ferris wheel is present in Golden Gate Park, where it now sits by the California Academy of Sciences and the de Young Museum.

The ferris wheel adds bright lights into the middle of the park at night and loud generator noise into the middle of the park all day long, 24/7. The lights and noise are disruptive and harmful to wildlife and to the park environment as a whole. The ferris wheel interferes with birdwatching and other outdoor activities in a park that should highlight a commitment to preserving nature and to acting as a respite from more urban activity. Golden Gate Park is not an amusement park that needs rides and other carnival-like attractions so that tourists will come.

The original contract for the ferris wheel to be in Golden Gate Park is meant to end soon. Please be sure that the contract ends on the original final date without extension and that the ferris wheel goes on its way to a new home.

Thank you,  
Carl Stein

**From:** [Scot Conner](#)  
**To:** [Board of Supervisors, \(BOS\)](#)  
**Subject:** Extend GGP Ferris Wheel through 2025  
**Date:** Tuesday, February 16, 2021 7:15:51 AM

---

This message is from outside the City email system. Do not open links or attachments from untrusted sources.

Dear Board of Supervisors,

I'm a SF resident and renter. I love the ferris wheel! I haven't had a chance to ride it yet because it closed down and a lot of my friends want to ride it as well. This is a very fun addition to Golden Gate Park for families and people of all ages to enjoy nature and get some great views of our beautiful city!

Getting more people in parks connects people with the environment. The lights at night are beautiful and with time, I believe this ferris wheel will become very popular and an "iconic" part of SF. Remember that when the Transamerica Pyramid was first built a very vocal minority hated it. But today, it's a beloved symbol of SF around the world.

Please do not listen to the NIMBYs who don't want anything to change in SF ever. Please approve the extension of the GGP Ferris Wheel through 2025. This is a great new tradition for SF to enjoy for years to come. Please don't take this away from our city.

Thank you,

Scot Conner



**From:** [Craig Matoes \(cam2376@yahoo.com\) Sent You a Personal Message](#)  
**To:** [Board of Supervisors, \(BOS\)](#)  
**Subject:** Stop the extension of the SkyStar Observation Wheel to protect our wildlife  
**Date:** Tuesday, February 16, 2021 7:23:44 AM

---

This message is from outside the City email system. Do not open links or attachments from untrusted sources.

Dear San Francisco Board of Supervisors,

I am opposed to the Observation Wheel remaining in Golden Gate Park, San Francisco's premier historic landscape park and a major habitat area for birds and other wildlife. I appreciate that the Historic Preservation Commission limited the time period for the Observation Wheel to one year. I ask you to hold to this time period.

Our city parks are a vital refuge for wild animals struggling to deal with the loss of habitat and open space. Wildlife needs darkness. Light pollution can have a negative impact on birds – both resident and migrating – as well as bats, insects, amphibians, and other animals. Artificial light can alter an animal's circadian rhythm, disrupting breeding, foraging, and sheltering cycles. Furthermore, it can draw and disorient some species while repelling others – in both cases, to deadly effect. Golden Gate Park is one of the few places in San Francisco where wildlife can find refuge at night.

Since its inception, Golden Gate Park has provided the opportunity for families and children from all income levels to enjoy nature close to home; this is especially important for those who do not have easy access to distant natural areas. If our own local nature is continuously infringed upon by artificial attractions – particularly those which harm wildlife – then that deprives those communities of a direct experience with nature.

Please deny the extension and remove the Observation Wheel from Golden Gate Park permanently.

Sincerely,

Craig Matoes  
401 43rd ave  
San Francisco, CA 94121  
cam2376@yahoo.com  
(415) 238-8977

This message was sent by KnowWho, as a service provider, on behalf of an individual associated with Sierra Club. If you need more information, please contact Elizabeth Hall at Sierra Club at [elizabeth.hall@sierraclub.org](mailto:elizabeth.hall@sierraclub.org) or (415) 977-5500.

From: [ShamBirds@siemah.org](mailto:ShamBirds@siemah.org) Sent: You a Personal Message  
To: [ShamBirds@siemah.org](#)  
Subject: Stop the extension of the Tajilar Observation Wheel to protect our wildlife  
Date: Tuesday, February 16, 2021 9:40:52 AM

---

This message is from outside the City email system. Do not open links or attachments from untrusted sources.

Dear San Francisco Board of Supervisors,

Artificial Light at Night is identified as causing breast, prostate and thyroid cancer, see <https://www.nsf.gov/protect/conservation/11/art/>

or <https://www.sciencedaily.com/releases/2021/02/21020808509.htm&g=ZTgTYWU3HNvANuYdCOQ1YQ--dkb-N2UeMnRjY2Q1NnRwYnY4MCFjMTQ1MnQ1NDNbnNDNnYjgYVWM2MWQ2Q2NDNNDYjM0RkYVZjZTFhNkY3ODgZWWM3Mg==&p=YXAuChNnZHQyOwF2YW53bGpzeZuZjY2UuQjVZVWlhaWw3XGVYVW5OwU1nRkMWNhZjZjZmUzZjEaNSWNBzNzZkMWM3aW5wZWQ2bWY>

I am opposed to the Observation Wheel remaining in Golden Gate Park, San Francisco's premier historic landscape park and a major habitat area for birds and other wildlife. I appreciate that the Historic Preservation Commission limited the time period for the Observation Wheel to one year. I ask you to hold to this time period.

Our city parks are a vital refuge for wild animals struggling to deal with the loss of habitat and open space. Wildlife needs darkness. Light pollution can have a negative impact on birds, as well as bats, insects, amphibians, and other animals. Artificial light can alter an animal's circadian rhythm, disrupting breeding, foraging, and sheltering cycles. Furthermore, it can draw and disorient some species while repelling others in both cases, to deadly effect. Golden Gate Park is one of the few places in San Francisco where wildlife can find refuge at night.

Since its inception, Golden Gate Park has provided the opportunity for families and children from all income levels to enjoy nature close to home; this is especially important for those who do not have easy access to distant natural areas. If our own local nature is continuously infringed upon by artificial attractions, particularly those which harm wildlife, then that deprives those communities of a direct experience with nature.

Please deny the extension and remove the Observation Wheel from Golden Gate Park permanently.

Sincerely,

ShamBirds  
3870 curtain way  
palo alto, CA 94303  
shambirds@gmail.com  
(650) 868-2114

This message was sent by KnowWho, a service provider, on behalf of an individual associated with Sierra Club. If you need more information, please contact Elizabeth Hall at [elizabeth.hall@siemah.org](mailto:elizabeth.hall@siemah.org) or (415) 977-5500.

**From:** [awmartinez@earthlink.net](mailto:awmartinez@earthlink.net)  
**To:** [CPC-Commissions Secretary](#)  
**Cc:** [Commission, Recpark \(REC\); Board of Supervisors, \(BOS\)](#)  
**Subject:** Carnival Ride in the Music Concourse  
**Date:** Tuesday, February 16, 2021 10:16:40 AM

---

This message is from outside the City email system. Do not open links or attachments from untrusted sources.

Historic Preservation Commissioners,

I did not have a problem with the ride as a temporary installation, but four years is bid towards this being a permanent installation. The ride itself is not compatible with the Music Concourse. I think an extension of a year is reasonable because of the epidemic, but not four years. If the Recreation and Park Dept. really wants this as a permanent installation they should look for an alternate location now, rather than wait until later. Perhaps near the Merry-Go-Round might be a more appropriate location, or even at some other park that has fewer amenities than Golden Gate Park.

This is not just a question of compatibility, it has also become an issue of trust. The Recreation and Park Department cannot now be trusted to remove the ride in four years.

Thank you,

Alan Martinez  
former commissioner, Historic Preservation Commission

ALAN WAYNE MARTINEZ  
512 VAN NESS AVE. #416  
San Francisco, Ca. 94102  
[awmartinez@earthlink.net](mailto:awmartinez@earthlink.net)  
415-860-9219

**From:** [John Morrison](#)  
**To:** [Board of Supervisors, \(BOS\)](#)  
**Subject:** Ugly Ferris wheel  
**Date:** Tuesday, February 16, 2021 10:43:12 AM

---

This message is from outside the City email system. Do not open links or attachments from untrusted sources.

I was appalled when I first stumbled upon it while cutting through the trees from the Conservatorium. What an eyesore and what an earsore. Get rid of it. Yet another bad decision from Parks and Rec.

John . D Morrison  
Crocker Amazon

**From:** [Claudia Furst](#)  
**To:** [Board of Supervisors, \(BOS\)](#)  
**Subject:** Removal of Observation Wheel  
**Date:** Tuesday, February 16, 2021 10:54:48 AM

---

This message is from outside the City email system. Do not open links or attachments from untrusted sources.

Greetings,

**I look forward to the removal of the** Observation Wheel from our GG Park.  
The location is so inappropriate, I wonder who had that idea and what the real motivation was. Is it even safe in case of a major earthquake? It's time to restore the natural condition of the area for all living creatures that partake in it.

Thanks for your consideration,

Claudia Furst  
[\(415\) 308-3333](tel:(415)308-3333)

**From:** [jrigo.sf@gmail.com](mailto:jrigo.sf@gmail.com)  
**To:** [CPC-Commissions Secretary](#)  
**Cc:** [Commission, Recpark \(REC\)](#); [Board of Supervisors, \(BOS\)](#); [Environment, ENV \(ENV\)](#); [Breed, Mayor London \(MYR\)](#)  
**Subject:** Ferris Wheel Out of Golden Gate Park  
**Date:** Tuesday, February 16, 2021 11:13:41 AM

---

This message is from outside the City email system. Do not open links or attachments from untrusted sources.

Commissioners:

Please enforce the original agreement and remove the Wheel from the historic Music Concourse at the end of the original one-year time period. Golden Gate Park was created to be a nature preserve in the middle of a dense urban city. It is not and was never intended to be an amusement park. The ferris wheel is incompatible with the purpose of the park and the wildlife that calls it home. I know the City is always in need of revenue sources, and looking for ways to entice tourists – but Golden Gate park is the wrong place for this attraction. It was only supposed to be here for one (1) year, and now it is being proposed to extend it to five (5) years because of the interruption due to COVID? One has to ask: who is benefitting from this? It's not even a good business deal; tickets are \$18 each, and the City is only getting \$1 (one dollar)! Are you kidding me? Move it to Pier 39/Fisherman's wharf where it would fit in and attract more people.

Sincerely,

Jeffrey Rigo  
San Francisco

**From:** [Ed Conley](#)  
**To:** [Board of Supervisors, \(BOS\)](#)  
**Subject:** GG Park Ferris Wheel  
**Date:** Tuesday, February 16, 2021 1:15:56 PM

---

This message is from outside the City email system. Do not open links or attachments from untrusted sources.

Dear Sir or Madam,

I urge that the responsible San Francisco agencies disapprove the extension of the agreement to remove the ferris wheel in March 2021. This structure, its size, and the light pollution in the Music Concourse are a visual blight on our beautiful park. Even worse, the outsize structure and its lighting are diminishing the biodiversity that our park and open spaces should be fostering.

Respectfully

Edward Conley  
39 Pond Street  
San Francisco, 94114

**From:** [Peggy Da Silva \(silvap@sonic.net\) Sent You a Personal Message](#)  
**To:** [Board of Supervisors, \(BOS\)](#)  
**Subject:** Stop the extension of the SkyStar Observation Wheel to protect our wildlife  
**Date:** Tuesday, February 16, 2021 1:17:11 PM

---

This message is from outside the City email system. Do not open links or attachments from untrusted sources.

Dear San Francisco Board of Supervisors,

Reduce cars and artificial attractions.

I am opposed to the Observation Wheel remaining in Golden Gate Park, San Francisco's premier historic landscape park and a major habitat area for birds and other wildlife. I appreciate that the Historic Preservation Commission limited the time period for the Observation Wheel to one year. I ask you to hold to this time period.

Since its inception, Golden Gate Park has provided the opportunity for families and children from all income levels to enjoy nature close to home; this is especially important for those who do not have easy access to distant natural areas. If our own local nature is continuously infringed upon by artificial attractions ? particularly those which harm wildlife ? then that deprives those communities of a direct experience with nature.

Extra attractions also bring more auto traffic, and the Park is already overrun with cars.

Please deny the extension and remove the Observation Wheel from Golden Gate Park permanently.

Sincerely,

Peggy Da Silva  
153 Vasquez Ave  
San Francisco, CA 94127  
silvap@sonic.net  
(415) 759-6702

This message was sent by KnowWho, as a service provider, on behalf of an individual associated with Sierra Club. If you need more information, please contact Elizabeth Hall at Sierra Club at [elizabeth.hall@sierraclub.org](mailto:elizabeth.hall@sierraclub.org) or (415) 977-5500.



**From:** [David Lansky](#)  
**To:** [CPC-Commissions Secretary](#); [Commission, Recpark \(REC\)](#)  
**Cc:** [Hyland, Aaron \(CPC\)](#); [Board of Supervisors, \(BOS\)](#); [Matsuda, Diane \(CPC\)](#)  
**Subject:** GG Park Ferris Wheel permit extension  
**Date:** Tuesday, February 16, 2021 1:17:55 PM

---

This message is from outside the City email system. Do not open links or attachments from untrusted sources.

To the Historical Preservation Commission:

I understand you will soon consider whether to extend the permit to operate the Ferris Wheel in the museum area of the park for four more years.

I want to convey my strong opposition to this proposal.

I've lived within a few blocks of this site for 11 years. I use the park daily for a variety of activities and I'm glad that thousands of other residents and visitors enjoy it as much as I do. The Park could easily lose its character, charm and vitality through a few ad hoc and short-term decisions and we rely on your Commission to recognize that our city's appeal is not based on gimmicky or spectacular rides and landmarks, but on historic, socially connected, healthy outdoor activities.

I first learned of the plan to set up the wheel from a billboard and did not feel we had any chance to voice our concerns before the deal was done. I'm concerned that a private venture will be making money off this attraction in our public space when the city has so many more important needs. And I'm especially concerned that the city will decide to make this a permanent (and unattractive, out of sync) feature of the park. This is the time to say "thanks" and have it removed.

Thank you for taking up this matter and your interest in public input.

David Lansky  
Sixth Ave.  
San Francisco

**From:** [Nina Block \(lemon.dolores@yahoo.com\)](mailto:lemon.dolores@yahoo.com) Sent You a Personal Message  
**To:** [Board of Supervisors, \(BOS\)](#)  
**Subject:** Stop the extension of the SkyStar Observation Wheel to protect our wildlife  
**Date:** Tuesday, February 16, 2021 1:29:03 PM

---

This message is from outside the City email system. Do not open links or attachments from untrusted sources.

Dear San Francisco Board of Supervisors,

I am opposed to the Observation Wheel remaining in Golden Gate Park, San Francisco's premier historic landscape park and a major habitat area for birds and other wildlife. I appreciate that the Historic Preservation Commission limited the time period for the Observation Wheel to one year. I ask you to hold to this time period.

Our city parks are a vital refuge for wild animals struggling to deal with the loss of habitat and open space. Wildlife needs darkness. Light pollution can have a negative impact on birds ? both resident and migrating ? as well as bats, insects, amphibians, and other animals. Artificial light can alter an animal's circadian rhythm, disrupting breeding, foraging, and sheltering cycles. Furthermore, it can draw and disorient some species while repelling others ? in both cases, to deadly effect. Golden Gate Park is one of the few places in San Francisco where wildlife can find refuge at night.

Since its inception, Golden Gate Park has provided the opportunity for families and children from all income levels to enjoy nature close to home; this is especially important for those who do not have easy access to distant natural areas. If our own local nature is continuously infringed upon by artificial attractions ? particularly those which harm wildlife ? then that deprives those communities of a direct experience with nature.

Please deny the extension and remove the Observation Wheel from Golden Gate Park permanently.

Sincerely,

Nina Block  
558 21st Avenue  
San Francisco, CA 94121  
[lemon.dolores@yahoo.com](mailto:lemon.dolores@yahoo.com)  
(415) 387-1446

This message was sent by KnowWho, as a service provider, on behalf of an individual associated with Sierra Club. If you need more information, please contact Elizabeth Hall at Sierra Club at [elizabeth.hall@sierraclub.org](mailto:elizabeth.hall@sierraclub.org) or (415) 977-5500.

**From:** [SF Parc](#)  
**To:** [Haney, Matt \(BOS\)](#); [MandelmanStaff, \[BOS\]](#); [Mar, Gordon \(BOS\)](#); [Peskin, Aaron \(BOS\)](#); [Preston, Dean \(BOS\)](#); [Ronen, Hillary](#); [Safai, Ahsha \(BOS\)](#); [Stefani, Catherine \(BOS\)](#); [Walton, Shamann \(BOS\)](#); [ChanStaff \(BOS\)](#); [MelgarStaff \(BOS\)](#)  
**Cc:** [Board of Supervisors, \(BOS\)](#)  
**Subject:** Sierra club - Oppose Wheel - Additional arguments against the Observation Wheel Extension  
**Date:** Tuesday, February 16, 2021 1:29:56 PM  
**Attachments:** [2021-02-15 Sierra Club - Additional comments - Oppose Observation Wheel -.pdf](#)

---

This message is from outside the City email system. Do not open links or attachments from untrusted sources.

Dear Supervisors,

Attached and below please find **a new letter from the Sierra Club with additional arguments** against extending the Observation Wheel in the Music Concourse.

Thank you for your consideration.

*Arthur Feinstein*

Member, Sierra Club California Executive Committee

Chair, Sierra Club California Conservation Committee Board

Member, SF Bay Chapter Executive Committee



**San Francisco Group, SF Bay Chapter**

Serving San Francisco County

February 15, 2021

Historic Preservation Commission

Planning Department, City and County of San Francisco

49 South Van Ness Ave, Suite 1400, San Francisco, CA 94103

Subject: Oppose Observation Wheel extension - additional arguments.

Commission President Aaron Jon Hyland,

The Sierra Club strenuously opposes a four-year extension of the Observation Wheel remaining in the Music Concourse. We have sent previous letters to this effect, but feel compelled to outline our reasons and add some additional arguments.

**Economic issues:**

- The Department of Recreation and Park proposal that Golden Gate Park and the Music Concourse should 'make whole' either an out-of-state or a local business is **a dangerous concept to apply to a historic property**. Putting business and commercial interests ahead of historic preservation threatens the future of not only the Music Concourse but also all of San

Francisco's historic properties.

**Historic issues:**

- The Observation Wheel is not natural by any stretch of the imagination and does not enhance the experience of Golden Gate Park as an **historic landscape park**.
- The Observation Wheel was originally proposed by the Department of Recreation and Park as an attraction that would bring people into Golden Gate Park during the 150th Anniversary Celebration. However, during COVID and before the Wheel was operational, local residents flooded into Golden Gate Park and **enjoyed Golden Gate Park as parkland, its primary historic use**.

**Environmental issues:**

- The Observation Wheel was installed **without an adequate environmental review**.
- In effect, a four-year extension is a "**creeping project approval**." The impacts may be tolerable for a few months, but if the project is to continue for years, it deserves a full CEQA review, that is, an Environmental Impact Report.
- **Wildlife needs darkness**. Golden Gate Park is one of the few places in San Francisco where wildlife can find refuge at night. The increased artificial lighting and generator noise and fumes have a negative impact on this valuable habitat.
- **The Wheel will have a negative impact** on birds - migrating and resident - as well as on insects, bats, and other wildlife living in and migrating through the Park. Scientific studies have consistently demonstrated this fact. We expect that **an independent, unbiased Environmental Impact Report will sustain that conclusion**.

**Environmental justice and equity:**

- The Sierra Club is committed to environmental justice and equity. We support **environmental education and free access to nature close to home for the under-served communities** that cannot afford to travel out of town to experience national parks or other natural amenities. **People cannot have that experience if nature is continuously infringed upon and damaged by artificial attractions**.
- Giving out free tickets to those groups that a City department favors does not mean that this is an attraction available to everyone. On the other hand, **Golden Gate Park and the Music Concourse are free to all**.
- When the de Young re-opens, **the equally tall Tower will be free to everyone**, without depending on the largesse of the Department of Recreation and Park.

Please do not extend the time that the Observation Wheel is in the Music Concourse.

Thank you for your consideration.

Sincerely,

**Arthur Feinstein**

Arthur Feinstein

Member, Sierra Club California Executive Committee  
Chair, Sierra Club California Conservation Committee  
Board Member, SF Bay Chapter Executive Committee

cc: San Francisco Board of Supervisors  
Recreation and Park Commission

Recreation and Park Department  
Department of the Environment  
Mayor London Breed



## San Francisco Group, SF Bay Chapter

Serving San Francisco County

February 15, 2021

Historic Preservation Commission  
Planning Department, City and County of San Francisco  
49 South Van Ness Ave, Suite 1400, San Francisco, CA 94103

Subject: Oppose Observation Wheel extension - additional arguments.

Commission President Aaron Jon Hyland,

The Sierra Club strenuously opposes a four-year extension of the Observation Wheel remaining in the Music Concourse. We have sent previous letters to this effect, but feel compelled to outline our reasons and add some additional arguments.

### Economic issues:

- The Department of Recreation and Park proposal that Golden Gate Park and the Music Concourse should 'make whole' either an out-of-state or a local business is **a dangerous concept to apply to a historic property**. Putting business and commercial interests ahead of historic preservation threatens the future of not only the Music Concourse but also all of San Francisco's historic properties.

### Historic issues:

- The Observation Wheel is not natural by any stretch of the imagination and does not enhance the experience of Golden Gate Park as an **historic landscape park**.
- The Observation Wheel was originally proposed by the Department of Recreation and Park as an attraction that would bring people into Golden Gate Park during the 150th Anniversary Celebration. However, during COVID and before the Wheel was operational, local residents flooded into Golden Gate Park and **enjoyed Golden Gate Park as parkland, its primary historic use**.

### Environmental issues:

- The Observation Wheel was installed **without an adequate environmental review**.
- In effect, a four-year extension is a **"creeping project approval."** The impacts may be tolerable for a few months, but if the project is to continue for years, it deserves a full CEQA review, that is, an Environmental Impact Report.
- **Wildlife needs darkness**. Golden Gate Park is one of the few places in San Francisco where wildlife can find refuge at night. The increased artificial lighting and generator noise and fumes have a negative impact on this valuable habitat.

- **The Wheel will have a negative impact** on birds - migrating and resident - as well as on insects, bats, and other wildlife living in and migrating through the Park. Scientific studies have consistently demonstrated this fact. We expect that **an independent, unbiased Environmental Impact Report will sustain that conclusion.**

**Environmental justice and equity:**

- The Sierra Club is committed to environmental justice and equity. We support **environmental education and free access to nature close to home for the under-served communities** that cannot afford to travel out of town to experience national parks or other natural amenities. **People cannot have that experience if nature is continuously infringed upon and damaged by artificial attractions.**
- Giving out free tickets to those groups that a City department favors does not mean that this is an attraction available to everyone. On the other hand, **Golden Gate Park and the Music Concourse are free to all.**
- When the de Young re-opens, **the equally tall Tower will be free to everyone**, without depending on the largesse of the Department of Recreation and Park.

Please do not extend the time that the Observation Wheel is in the Music Concourse.

Thank you for your consideration.

Sincerely,

*Arthur Feinstein*

Arthur Feinstein

Member, Sierra Club California Executive Committee  
Chair, Sierra Club California Conservation Committee  
Board Member, SF Bay Chapter Executive Committee

cc: San Francisco Board of Supervisors  
Recreation and Park Commission  
Recreation and Park Department  
Department of the Environment  
Mayor London Breed

**From:** [Mark Guenther \(markguen@aol.com\)](mailto:markguen@aol.com) Sent You a Personal Message  
**To:** [Board of Supervisors, \(BOS\)](#)  
**Subject:** Stop the extension of the SkyStar Observation Wheel to protect our wildlife  
**Date:** Tuesday, February 16, 2021 2:34:00 PM

---

This message is from outside the City email system. Do not open links or attachments from untrusted sources.

Dear San Francisco Board of Supervisors,

I live over a mile away from the SkyStar Wheel on the hill overlooking that portion of the park, and the light is so bright it casts shadows on the wall opposite my windows. This extremely unnatural light is harmful to the environment. Please close the wheel.

I am opposed to the Observation Wheel remaining in Golden Gate Park, San Francisco's premier historic landscape park and a major habitat area for birds and other wildlife. I appreciate that the Historic Preservation Commission limited the time period for the Observation Wheel to one year. I ask you to hold to this time period.

Our city parks are a vital refuge for wild animals struggling to deal with the loss of habitat and open space. Wildlife needs darkness. Light pollution can have a negative impact on birds ? both resident and migrating ? as well as bats, insects, amphibians, and other animals. Artificial light can alter an animal's circadian rhythm, disrupting breeding, foraging, and sheltering cycles. Furthermore, it can draw and disorient some species while repelling others ? in both cases, to deadly effect. Golden Gate Park is one of the few places in San Francisco where wildlife can find refuge at night.

Since its inception, Golden Gate Park has provided the opportunity for families and children from all income levels to enjoy nature close to home; this is especially important for those who do not have easy access to distant natural areas. If our own local nature is continuously infringed upon by artificial attractions ? particularly those which harm wildlife ? then that deprives those communities of a direct experience with nature.

Please deny the extension and remove the Observation Wheel from Golden Gate Park permanently.

Sincerely,

Mark Guenther  
54 Aloha Ave  
San Francisco, CA 94122  
[markguen@aol.com](mailto:markguen@aol.com)  
(415) 828-5640

This message was sent by KnowWho, as a service provider, on behalf of an individual associated with Sierra Club. If you need more information, please contact Elizabeth Hall at Sierra Club at [elizabeth.hall@sierraclub.org](mailto:elizabeth.hall@sierraclub.org) or (415) 977-5500.



**From:** [John Rizzo](#)  
**To:** [CPC-Commissions Secretary](#)  
**Cc:** [Board of Supervisors \(BOS\)](#)  
**Subject:** Historic Preservation Commission: Remove the ferris wheel from GG PARK  
**Date:** Tuesday, February 16, 2021 3:28:31 PM

---

This message is from outside the City email system. Do not open links or attachments from untrusted sources.

Dear Historic Preservation Commissioners:

Please vote to not extend the ferris wheel in Golden Gate Park. The loud diesel generator that runs 24 hours a day, 7 days a week is an ear-sore and not in keeping with the historic character of the Museum Concourse.

The noise ruins the experience of the Concourse and spews greenhouse gasses into the atmosphere. Please visit the site yourselves before your vote.

Sincerely,  
John Rizzo

**From:** [Jeffrey Solari \(jeffrey@solari.org\) Sent You a Personal Message](mailto:jeffrey@solari.org)  
**To:** [Board of Supervisors, \(BOS\)](#)  
**Subject:** Keep the Observation Wheel  
**Date:** Tuesday, February 16, 2021 3:51:22 PM

---

This message is from outside the City email system. Do not open links or attachments from untrusted sources.

Dear San Francisco Board of Supervisors,

I am in favor of the Observation Wheel remaining in Golden Gate Park for a few more years. I believe urban parks are the appropriate place to put an attraction like this, instead of requiring San Franciscans to drive long distances for such an experience.

I live in the nearby Haight Ashbury, and since the pandemic started, I have seen our city residents rediscover our parks and appreciate them more fully. The Observation Wheel will continue to draw people to the park and increase the sense of community that has been building over the past year.

Although the Sierra Club opposes keeping the Observation Wheel, and I am a lifetime Sierra Club member, I believe the Sierra Club is misguided on this issue.

Please approve the extension and keep the Observation Wheel in Golden Gate Park for the extension period.

Thank you!

Sincerely,

Jeffrey Solari  
120 Lyon Street  
San Francisco, CA 94117  
[jeffrey@solari.org](mailto:jeffrey@solari.org)  
(415) 701-9720

This message was sent by KnowWho, as a service provider, on behalf of an individual associated with Sierra Club. If you need more information, please contact Elizabeth Hall at Sierra Club at [elizabeth.hall@sierraclub.org](mailto:elizabeth.hall@sierraclub.org) or (415) 977-5500.

**From:** [Julia Lavroushin \(jlavroushin@yahoo.com\)](mailto:jlavroushin@yahoo.com) Sent You a Personal Message  
**To:** [Board of Supervisors, \(BOS\)](#)  
**Subject:** Stop the extension of the SkyStar Observation Wheel to protect our wildlife  
**Date:** Tuesday, February 16, 2021 3:52:56 PM

---

This message is from outside the City email system. Do not open links or attachments from untrusted sources.

Dear San Francisco Board of Supervisors,

As a native San Franciscan, this has a place at the pier or the wharf NOT where nature should reign. NO HUGE NEON WHEEL IN GOLDEN GATE PARK.

I am opposed to the Observation Wheel remaining in Golden Gate Park, San Francisco's premier historic landscape park and a major habitat area for birds and other wildlife. I appreciate that the Historic Preservation Commission limited the time period for the Observation Wheel to one year. I ask you to hold to this time period.

Our city parks are a vital refuge for wild animals struggling to deal with the loss of habitat and open space. Wildlife needs darkness. Light pollution can have a negative impact on birds ? both resident and migrating ? as well as bats, insects, amphibians, and other animals. Artificial light can alter an animal's circadian rhythm, disrupting breeding, foraging, and sheltering cycles. Furthermore, it can draw and disorient some species while repelling others ? in both cases, to deadly effect. Golden Gate Park is one of the few places in San Francisco where wildlife can find refuge at night.

Since its inception, Golden Gate Park has provided the opportunity for families and children from all income levels to enjoy nature close to home; this is especially important for those who do not have easy access to distant natural areas. If our own local nature is continuously infringed upon by artificial attractions ? particularly those which harm wildlife ? then that deprives those communities of a direct experience with nature.

Please deny the extension and remove the Observation Wheel from Golden Gate Park permanently.

Sincerely,

Julia Lavroushin  
660 Second Avenue,  
San Francisco, CA 94118  
[jlavroushin@yahoo.com](mailto:jlavroushin@yahoo.com)  
(415) 386-7163

This message was sent by KnowWho, as a service provider, on behalf of an individual associated with Sierra Club. If you need more information, please contact Elizabeth Hall at Sierra Club at [elizabeth.hall@sierraclub.org](mailto:elizabeth.hall@sierraclub.org) or (415) 977-5500.

**From:** [Friends of the Music Concourse](#)  
**To:** [Haney, Matt \(BOS\)](#); [MandelmanStaff, \[BOS\]](#); [Mar, Gordon \(BOS\)](#); [Peskin, Aaron \(BOS\)](#); [Preston, Dean \(BOS\)](#); [Ronen, Hillary](#); [Safai, Ahsha \(BOS\)](#); [Stefani, Catherine \(BOS\)](#); [Walton, Shamann \(BOS\)](#); [MelgarStaff \(BOS\)](#); [ChanStaff \(BOS\)](#)  
**Cc:** [Board of Supervisors, \(BOS\)](#)  
**Subject:** Oppose Wheel - Friends of the Music Concourse - new arguments against Observation Wheel Extension  
**Date:** Tuesday, February 16, 2021 4:10:22 PM  
**Attachments:** [image001.png](#)  
[2021-02-16 Oppose Observation Wheel - Friends of the Music Concourse - new comments\[2\].pdf](#)

---

This message is from outside the City email system. Do not open links or attachments from untrusted sources.

Dear Supervisors,

Attached and below please find our letter with some new arguments against extending the Observation Wheel in the Music Concourse. Thank you for your consideration.

Katherine Howard, ASLA

=====  
=====



Friends of the Music Concourse <sup>(c)</sup>

Dedicated to the Preservation  
of the Historic Golden Gate Park  
Music Concourse

February 16, 2021

Historic Preservation Commission

Planning Department

City and County of San Francisco

49 South Van Ness Ave, Suite 1400, San Francisco, CA 94103

Subject: OPPOSE Observation Wheel Extension: Additional comments.

Commission President Aaron Jon Hyland and Commissioners,

The Observation Wheel does not belong in the historic Music Concourse; if it is allowed to remain, it will likely become permanent, setting a precedent for additional intrusive elements.

**The Wheel does not belong in the historic Music Concourse.**

- It does not fit the formal design of the Concourse and is not even aligned with the central axis.

The Wheel is out of scale with the other contributory elements in the space. It dominates the design. It is taller than the Bandshell, which should be the dominant feature in the Bowl.

- The Wheel detracts from the classic beauty and charm of the area and destroys much of what makes the area a special place for many visitors.

### **Was the intent always to make the Wheel permanent?**

The SkyStar Corporation brought this Wheel to San Francisco from Cincinnati; it was first installed on a temporary basis in Cincinnati. This is SkyStar's usual mode of getting a permanent Wheel installed.

*"The SkyStar observation wheel at the Banks, a 150-foot-tall mobile observation wheel, was originally scheduled to be in place from September through Dec. 2, 2018. It's not just extending its stay, it's being replaced by a permanent wheel that's 50 feet taller. The plan is to begin swapping out the existing wheel for the permanent one in the down months of winter. It will take nine months to assemble the new wheel."*

*" 'We designed SkyStar to be moveable – **we prove out a market, get engaged and hope to open up permanently,** ' [Todd Schneider](#), managing partner of St. Louis-based SkyStar Wheel LLC, told me. 'Cincinnati has proven to be a market where the wheel has been so well received and attendance is strong. Knowing what we can **do with a permanent project**, we're excited.' "* [\[1\]](#)

### **Leaving the wheel in the Concourse would set a precedent for other intrusive elements and is the first step to making the Concourse a midway 'attraction.'**

If we do not remove the Observation Wheel soon, it will set a precedent for more clutter in the name of commercial viability. Another member of this industry, **the Dutch Wheels company**, explains this process on its marketing website:

***" ' Turning the wheel into a destination ' is key to make it a success. "***

*"Additional amenities will make visitors “hang around”, spend more money and attract more people. A wheel should be integrated in its environment so local authorities support the project, instead of opposing it reasoning that they do not want to turn their city into an attraction park!*

*"In order to achieve this potential, it is important to understand why “turning the wheel into a destination” is critical. A wheel should not be seen as just an attraction in which people can turn rounds and enjoy the view. Offering additional amenities that will make people “hang around,” spend more money and attract even more people. Ensuring the wheel project integrates in its environment will also help local authorities to support a project. The integration of a wheel in a mixed use or leisure development, creates a synergy that will benefit both the wheel operator and the real estate development."*

*". . . Another interesting example is the Sky Wheel in Myrtle Beach, SC, situated on the boardwalk, overlooking the ocean. This wheel is part of a small development including a restaurant, a surf shop and a merchandising area making this an interesting and fun*

destination." [2]

This will ruin this beautiful space for future generations of San Franciscans, who will wonder -- what was the City thinking?

**Department of Recreation and Park has always fought preserving the historic character of the Music Concourse.**

Sadly, there is little awareness by the senior management of the Department of Recreation and Park of either the design intent or the value of this historic space. That attitude remains unchanged from when Friends of the Music Concourse pushed to landmark the Concourse to protect it from destruction during the construction of the garage.

In the early 2000's, when RPD proposed cutting down all of the trees in front of the Bandshell to 'streamline' the parking garage construction, a group of residents had to mobilize to stop that. To prevent this from happening again, we worked very hard to make the Music Concourse a City landmark.

*The Rec and Park Department fought tooth and nail in an attempt to avoid effective landmarking of the Music Concourse.*

**Rec and Park often follows a path of commercialization and privatization of our parks.**

For example, for years local residents fought a mostly losing battle against renting out RPD's public clubhouses to private organizations. One such clubhouse housed a free City College program in early childhood development. That was changed to a private daycare center that charged thousands of dollars to participants.

**San Francisco should not sacrifice its historic treasures to support an out-of-town business that is having the same problems in other cities.**

SkyStar is having the same problems in Cincinnati. This is not a San Francisco problem.

*"The future of the SkyStar observation wheel that was to become a permanent fixture on the banks of the Ohio River is uncertain amid the disruption caused by the coronavirus pandemic.*

*"In a Dec. 16, 2020 email to Hamilton County Administrator [Jeff Aluotto](#), SkyView Partners managing partner [Todd Schneider](#) wrote the project is not moving forward, at least as planned.*

*" ' Obviously it's been a rough year and this has forced us to put the project on hold,' Schneider wrote. " ' Unfortunately, we will not be able to deliver a wheel there this coming spring as originally forecasted.' " [3]*

If recouping income for an out-of-town business becomes the purpose of our public spaces, then it is going to be very difficult to preserve our public historic properties.

**San Francisco should not sacrifice its historic treasures to the unpredictable nature of the COVID epidemic.**

The Department of Recreation and Park has prescribed a timetable they would like you to follow. But no one knows how much longer the COVID lockdowns will be in place. What will happen with the new strains of COVID? What happens if another pandemic shows up? Will there be more

**The Landmarks Preservation Advisory Board was right in declaring the Music Concourse a landmark with strict protections. Now this Commission has the opportunity to use that landmarking to protect this remarkable cultural landscape.**

It would be ironic if the celebration of the Park ended up in tarnishing the beautiful heart of the Park, the Music Concourse. The 150th Anniversary of Golden Gate Park will end in a few weeks; so should the Wheel's presence in Golden Gate Park.

*Katherine Howard*

Co-Chair

cc: San Francisco Board of Supervisors  
Recreation and Park Commission  
Planning Commission  
Mayor London Breed

[1] "Cincinnati's SkyStar wheel will be replaced" Wetterich, Chris. Cincinnati Business Courier, 2-19-20

[2] <https://avanan.url-protection.com/v1/url?o=https%3A//www.dutchwheels.com/about-us&g=M2ViODc2OTI1N2ViNTdkZQ==&h=OTE4ZDI5MGRkOTkwYzM5ZTFiNDc0OWUwYWJfOTkyMTUzMdHkOWE5MmUwNGU0OWZhMGZiYWExODVjYzRlbnBmZg==&p=YXAzOnNmZHQyOmF2YW5hbGpvZmZpY2UzNjVfZW1haWxzX2VtYWlsOjkzMtFiN2Y5NTU2NTRiMTJkYmU3ZTdiMWI4ZTJmZTJiOnYx>

[3] "Future of the SkyStar Ferris wheel uncertain amid pandemic," Andy Brownfield, Cincinnati Business Courier, Jan 27, 2021



## Friends of the Music Concourse (c)

Dedicated to the Preservation  
of the Historic Golden Gate Park  
Music Concourse

February 16, 2021

Historic Preservation Commission  
Planning Department  
City and County of San Francisco  
49 South Van Ness Ave, Suite 1400, San Francisco, CA 94103

Subject: OPPOSE Observation Wheel Extension: Additional comments.

Commission President Aaron Jon Hyland and Commissioners,

The Observation Wheel does not belong in the historic Music Concourse; if it is allowed to remain, it will likely become permanent, setting a precedent for additional intrusive elements.

### **The Wheel does not belong in the historic Music Concourse.**

- It does not fit the formal design of the Concourse and is not even aligned with the central axis.
- The Wheel is out of scale with the other contributory elements in the space. It dominates the design. It is taller than the Bandshell, which should be the dominant feature in the Bowl.
- The Wheel detracts from the classic beauty and charm of the area and destroys much of what makes the area a special place for many visitors.

### **Was the intent always to make the Wheel permanent?**

The SkyStar Corporation brought this Wheel to San Francisco from Cincinnati; it was first installed on a temporary basis in Cincinnati. This is SkyStar's usual mode of getting a permanent Wheel installed.

*"The SkyStar observation wheel at the Banks, a 150-foot-tall mobile observation wheel, was originally scheduled to be in place from September through Dec. 2, 2018. It's not just extending its stay, it's being replaced by a permanent wheel that's 50 feet taller. The plan is to begin swapping out the existing wheel for the permanent one in the down months of winter. It will take nine months to assemble the new wheel."*

*" 'We designed SkyStar to be moveable – **we prove out a market, get engaged and hope to open up permanently,** ' [Todd Schneider](#), managing partner of St. Louis-based SkyStar Wheel LLC, told me. 'Cincinnati has proven to be a market where the wheel has been so well received and attendance is strong. Knowing what we can **do with a permanent project**, we're excited.' "*<sup>1</sup>

---

<sup>1</sup> "Cincinnati's SkyStar wheel will be replaced" Wetterich, Chris. Cincinnati Business Courier, 2-19-20



**Leaving the wheel in the Concourse would set a precedent for other intrusive elements and is the first step to making the Concourse a midway 'attraction.'**

If we do not remove the Observation Wheel soon, it will set a precedent for more clutter in the name of commercial viability. Another member of this industry, the Dutch Wheels company, explains this process on its marketing website:

***" ' Turning the wheel into a destination ' is key to make it a success. "***

*"Additional amenities will make visitors "hang around", spend more money and attract more people. A wheel should be integrated in its environment so local authorities support the project, instead of opposing it reasoning that they do not want to turn their city into an attraction park!*

*"In order to achieve this potential, it is important to understand why "turning the wheel into a destination" is critical. A wheel should not be seen as just an attraction in which people can turn rounds and enjoy the view. Offering additional amenities that will make people "hang around," spend more money and attract even more people. Ensuring the wheel project integrates in its environment will also help local authorities to support a project. The integration of a wheel in a mixed use or leisure development, creates a synergy that will benefit both the wheel operator and the real estate development."*

*". . . Another interesting example is the Sky Wheel in Myrtle Beach, SC, situated on the boardwalk, overlooking the ocean. This wheel is part of a small development including a restaurant, a surf shop and a merchandising area making this an interesting and fun destination." <sup>2</sup>*

This will ruin this beautiful space for future generations of San Franciscans, who will wonder -- what was the City thinking?

**Department of Recreation and Park has always fought preserving the historic character of the Music Concourse.**

Sadly, there is little awareness by the senior management of the Department of Recreation and Park of either the design intent or the value of this historic space. That attitude remains unchanged from when Friends of the Music Concourse pushed to landmark the Concourse to protect it from destruction during the construction of the garage.

In the early 2000's, when RPD proposed cutting down all of the trees in front of the Bandshell to 'streamline' the parking garage construction, a group of residents had to mobilize to stop that. To prevent this from happening again, we worked very hard to make the Music Concourse a City landmark. *The Rec and Park Department fought tooth and nail in an attempt to avoid effective landmarking of the Music Concourse.*

**Rec and Park often follows a path of commercialization and privatization of our parks.**

For example, for years local residents fought a mostly losing battle against renting out RPD's public clubhouses to private organizations. One such clubhouse housed a free City College program in early childhood development. That was changed to a private daycare center that charged thousands of dollars to participants.

---

<sup>2</sup> <https://www.dutchwheels.com/about-us>

**San Francisco should not sacrifice its historic treasures to support an out-of-town business that is having the same problems in other cities.**

SkyStar is having the same problems in Cincinnati. This is not a San Francisco problem.

*"The future of the SkyStar observation wheel that was to become a permanent fixture on the banks of the Ohio River is uncertain amid the disruption caused by the coronavirus pandemic.*

*"In a Dec. 16, 2020 email to Hamilton County Administrator [Jeff Aluotto](#), SkyView Partners managing partner [Todd Schneider](#) wrote the project is not moving forward, at least as planned.*

*" ' Obviously it's been a rough year and this has forced us to put the project on hold,' Schneider wrote. " ' Unfortunately, we will not be able to deliver a wheel there this coming spring as originally forecasted.' " <sup>3</sup>*

If recouping income for an out-of-town business becomes the purpose of our public spaces, then it is going to be very difficult to preserve our public historic properties.

**San Francisco should not sacrifice its historic treasures to the unpredictable nature of the COVID epidemic.**

The Department of Recreation and Park has prescribed a timetable they would like you to follow. But no one knows how much longer the COVID lockdowns will be in place. What will happen with the new strains of COVID? What happens if another pandemic shows up? Will there be more demands for the Wheel to remain in place? ***When does temporary become permanent?***

**The Landmarks Preservation Advisory Board was right in declaring the Music Concourse a landmark with strict protections. Now this Commission has the opportunity to use that landmarking to protect this remarkable cultural landscape.**

We are depending on your knowledge of and commitment to historic preservation to ensure that these precious resources are not lost to the ever-present pressures of development and financial gain. In the long run, it is the City and the people of San Francisco who lose when that happens

It would be ironic if the celebration of the Park ended up in tarnishing the beautiful heart of the Park, the Music Concourse. The 150th Anniversary of Golden Gate Park will end in a few weeks; so should the Wheel's presence in Golden Gate Park.

Sincerely,

*Katherine Howard*

Katherine Howard, ASLA

Co-Chair

cc: San Francisco Board of Supervisors  
Recreation and Park Commission  
Planning Commission  
Mayor London Breed

---

<sup>3</sup> "Future of the SkyStar Ferris wheel uncertain amid pandemic," [Andy Brownfield](#), Cincinnati Business Courier, Jan 27, 2021

**From:** [Patricia Cericola](#)  
**To:** [CPC-Commissions Secretary](#); [Commission, Recpark \(REC\)](#)  
**Cc:** [Board of Supervisors, \(BOS\)](#); [Matsuda, Diane \(CPC\)](#)  
**Subject:** Observation Wheel input - please vote NO.  
**Date:** Tuesday, February 16, 2021 4:19:16 PM

---

This message is from outside the City email system. Do not open links or attachments from untrusted sources.

To the Historical Preservation Commission:

I understand you are considering extension of the permit to operate the Observation Wheel in the museum area of the park.

**I would ask that you seriously reconsider the extension.**

I've traveled widely and seen other locals (Paris, London, Melbourne) with observations wheels. I've watched as other great cities (Barcelona, Nice) are starting with their "disneyfication" of their cities. This result has muted my desire to visit them.

*The hum from the generator, the lights, the lines of people, the cost of the ticket ...* are all fine in another environment. But they take away from the purpose of this park. This park enhances the well being of the residents, allow cost free entertainment for those that can't afford the ticket price of museums and expensive restaurants, brings us together for picnics and the birthday parties of children and allows a place of quiet in a busy city.

For tourists, the love of San Francisco is in the bridges and restaurants and museums, the bay and the ocean, the walkability and layout of a beautiful city. For locals, their families and children, the park is a respite from city life. Most come for the wildlife of herons and bison, to ride bikes and walk and commune a bit with nature. I use the park several times a week and love the museums, to sit on a bench and watch the kids roll by, to ride my bike, to walk in the Rhododendron grove, to listen to music on the music concourse (pre covid, of course)

I do understand the financial pressure of Covid and the attractiveness of blinking lights and curated "fun" but hope that you'll prioritize the long term well-being of the residents and the attractiveness of a unique city over any short term benefits.

It would be a shame to see SF go the way of other cities and lose it's unique livable and tourist qualities.

I'd prefer if we kept Disneyland at Disney, or in a more industrial area and, in the way that California protects its state parks and set-asides of land, would like you to vote to keep Golden Gate Park set aside for a few square miles of quiet, without gas-powered hum or blinking colorful lights.

**Please vote NO on the extension of the permit.**

Thank you for your serious consideration.

Patricia Cericola  
Inner Richmond  
San Francisco

--

Patricia Cericola  
512.750.9278

San Francisco  
[plcericola@earthlink.net](mailto:plcericola@earthlink.net)

**From:** [Lori Liederman](#)  
**To:** [CPC-Commissions Secretary](#); [Commission, Recpark \(REC\)](#)  
**Cc:** [Board of Supervisors, \(BOS\)](#); [Breed, Mayor London \(MYR\)](#)  
**Subject:** Oppose 4-year extension of Ferris Wheel  
**Date:** Tuesday, February 16, 2021 4:23:17 PM

---

This message is from outside the City email system. Do not open links or attachments from untrusted sources.

Dear Historic Preservation Commissioners,

I ask that you oppose RPD's proposed 4-year extension of the ferris wheel in Golden Gate Park. Golden Gate Park was never envisioned as an amusement park by its designers, and never should be. The proposed extension appears to be a thinly veiled plan to make the giant wheel with its gaudy lights and diesel generator a permanent fixture in the park. It was tolerated by many of us in its first presentation as a temporary attraction specifically to celebrate the 150th anniversary of the park, with an obligation to move on to other cities. Suddenly it is available to San Francisco for another 4 years at least. Although Covid has changed many things in the world, this still sounds like a classic bait and switch. Have all other destinations voided their contracts with the vendor?

And while RPD has stated their noble intentions to make the operator of the wheel whole for losses incurred due to non-operation during the pandemic, the actual proposal goes far beyond any such time frame. It also raises a very fair and important question about the obligations of our City. Are our obligations to an out-of-town vendor with a short-term contract greater than our obligations to the hundreds if not thousands of long-time San Francisco based small businesses who have struggled, and either continue to struggle or have met their demise during this enduring crisis?

As a resident of the Inner Sunset who walks regularly, both in the park and the surrounding hills, the ferris wheel quite literally sticks out like a sore thumb day and night.

Lastly the price to ride the wheel, while somewhat reduced from the initial proposal, is still extraordinarily expensive for any low to moderate-income family. It is clearly not for the many San Francisco children and their families who have suffered the most during this pandemic and will suffer the financial consequences for a very long time to come. It is the antithesis of equity and inappropriate for Golden Gate Park.

Please oppose the proposed extension.

Thank you,  
Lori Liederman  
Inner Sunset (D-5)

**From:** [Eddie Bartley](#)  
**To:** [Board of Supervisors, \(BOS\)](#)  
**Subject:** OPPOSING the extension of the Ferris wheel contract  
**Date:** Tuesday, February 16, 2021 4:44:07 PM

---

This message is from outside the City email system. Do not open links or attachments from untrusted sources.

I'm writing on behalf of the California Native Plant Society (CNPS) Yerba Buena chapter. Our chapter which represents San Francisco has over 630 local members, CNPS, our parent organization, over 11,000 members state wide.

We have joined many other SF local conservation science organizations in OPPOSING the four year extension of the Ferris wheel contract. Scientists know, based on abundant peer reviewed studies (some of which have been shared with various SF RPD commissions) of the major negative impacts of night lighting on nature. Along with the night light pollution the Ferris wheel has been emitting abundant air and noise pollution into the normally nocturnally dark and quiet portions of the park, far from the Ferris wheel location, even during the idle cycles. Timing is key to biological functions, especially birds and insect production (which other animals depend on). There is already anecdotal evidence that nests where owls and raptors have been using for years have been abandoned on Strawberry Island.

We consider it a great irony that SF RPD is going back on its word to limit the Ferris wheel operation even as the city pursues its Climate Action Plan which includes a "healthy ecosystems" chapter. Oh my, that's some disconnect!

When the Ferris wheel was proposed and the community began to realize the environmental impacts, one of the reasons that our organizations did not strongly oppose at that time was the explicit promise that it would be limited to one year maximum, explicitly for the 150th Golden Gate Park celebration. Celebrations should have clear beginning and end points and this one's time has come and gone. That anniversary opportunity is indeed a lost celebration, but on the pandemic scale of things, not in the top 1,000 of most residents list. This surprise four year extension is so disappointing and trust has been broken in this regard. Furthermore, we were really surprised by just how intrusive the wheel with strobing lights and generator hum is to the community. Much more so than we imagined based on the descriptions provided by SFRPD staff.

We find the arguments that the extension will support the city's economic recovery as well as the claim that "crime has been reduced" due to the lighting to be exaggeration and fabrication. Can the city produce statistics that support this claim? That attracting more people to the park at night increases criminal activity is just common sense. Studies have shown that direct lighting does not deter crime. Indeed, artificial lighting often causes "night blindness" for humans making it increasingly difficult to see into shadows. People who wilderness camp and criminals know this.

Furthermore, we are concerned about the funding involved and it's sources to create and manage the impressive "four more years" SF RPD propaganda campaign. Especially at a time when so many budgets for basic park necessities and maintenance are being threatened.

Our community, more than ever, requires nature immersion for it's well known healing properties. San Francisco has a long, sad history of biodiversity loss due to poor planning and policies. Isn't it time to start listening to peer reviewed science, try to save what little we have left and build on that core? It really isn't that difficult to make more ecologically sound decisions. That Ferris Wheel could be at the UN Plaza in an already light activated part of town.

Eddie Bartley  
CNPS Yerba Buena, President

**From:** [Steph Wiseman](#)  
**To:** [lydi.so@sfgov.org](mailto:lydi.so@sfgov.org); [Pearlman, Jonathan \(CPC\)](#); [Johns, Richard \(CPC\)](#); [Foley, Chris \(CPC\)](#); [Matsuda, Diane \(CPC\)](#); [Hyland, Aaron \(CPC\)](#)  
**Cc:** [Board of Supervisors, \(BOS\)](#); [BOS Legislation, \(BOS\)](#); [CPC-Commissions Secretary](#); [James Huntington - ABC 7 News scheduler](#); [Pam Young - Executive director Of audubon](#); [Kathy Howard - SFUN - Golden gate ferris Wheel - San Franciscans For Urban Nature](#); [Joshua Klipp](#); [Breed, Mayor London \(MYR\)](#)  
**Subject:** Please let John McLaren's words and actions guide you to not extend Observation Wheel  
**Date:** Wednesday, February 17, 2021 12:32:25 AM

---

This message is from outside the City email system. Do not open links or attachments from untrusted sources.

February 16, 2021

San Francisco Planning Department  
Historic Preservation Commission  
[commissions.secretary@sfgov.org](mailto:commissions.secretary@sfgov.org)

CC: San Francisco Board of Supervisors  
[board.of.supervisors@sfgov.org](mailto:board.of.supervisors@sfgov.org)  
[bos.legislation@sfgov.org](mailto:bos.legislation@sfgov.org)

RE: Opposition to Certificate of Appropriateness Record No. 2019-022126COA-04:  
Extension of the Observation Wheel in GGP. Landmark No. 249.

Dear Historic Preservation Commissioners,

Please let John McLaren's simple words and actions guide you to not extend the wheel past March 2021.

His Words:

John fought against holding the 1994 exposition in the park claiming, "the damage to the natural setting would take decades to reverse." \*

The 1894 Midwinter Fair theme was Illumination. In the center of the Music Concourse (at the fair it was called the Grand Court) stood the Electric Tower designed by Leopold Bonet (it was also known as Bonet's Tower). The 266-foot tall iron and steel structure echoed the Eiffel Tower. It was topped by and electric spotlight weighing 6,000 pounds producing a beam of 375 million candle power, which was the largest constructed at that time \*\* (see photograph below taken by the fair's official photographer Isaiah West



Taber; photo taken from Strawberry Hill).



It was boasted it could provide light to read a news paper at a dozen miles away.

Thousands of electric lamps were woven over the entire tower from base to apex forming figures and intricate designs of all patterns.\*\* The entire structure was strung with over three thousand incandescent light bulbs programmed to flash in alternating designs and patterns.\*\*\*

The Fair closed on July 4th, 1894. Though the agreement stated that after closing, the organizers would return the park to "as nearly natural condition as possible", John McLaren was left with the task of removing many of the structures and all of the concrete foundations. \*\*\*\* Some community pressure developed to keep the Music Concourse. During that time (2 years) Bonnet's Tower remained standing.

#### His Actions:

In his impatience John had his crew place dynamite on two legs of the tower and after it fell, had it cut up and sold for junk, the proceeds going to the Park Improvement Fund.\*\*\*\*\*

Please also note: The Observation Wheel and lights are viewable from Strawberry Hill. The wheel's lights can make it appear opaque and also make it strobe; rendering it one of the biggest and brightest strobe lights in the world. A January 11, 2021 World Birds article by Garth C Clifford titled "12 Tips on How to Get Rid of Owls Fast", item 3. Use Strobe Lights to Scare Owls Away. It goes on to say, Owls hate strobe lights in specific. You can find these devices in a pet shop near you ... American DJ Strobe light is one of the effective strobe lights to scare owls.



(View for top of Strawberry Hill)

Parks and Recreation has installed a death-star sized strobe light and the Great Horned Owl's nesting areas near Strawberry Hill and Bison Paddock are abandoned this year. Why was no environmental impact assessment performed on the Observation Wheel?

Please remove the Observation Wheel in March 2021 as planned.

Please let me know how I can help in any way. Thank you for your time.

Stephanie Wiseman  
Lead Organizer of the "Keep The Park Dark" group



Our banner hanging recently at a media event at the band shell

\* Crafts, D.S. "[The 1894 Midwinter Fair in Golden Gate Park: Unfinished History](#)". FoundSF. Retrieved March 5, 2013.

\*\* Info from [founds.org](http://founds.org) in [Architecture of the Midwinter Fair - Historical Assay](#) by Gary A Gross & Walter Biller, San Francisco Examiner

\*\*\* [Outsidelands.org](http://Outsidelands.org) article by Woody LaBounty

\*\*\*\* [sfoix.com](http://sfoix.com) [THE HISTORY OF THE MUSIC CONCOURSE IN GOLDEN GATE PARK](#)

From: [Sandra Yagi](#)  
To: [Mayor of San Francisco, SFCA](#), [Commission, Skystar, SFCA](#)  
Subject: Ferris wheel at GGP  
Date: Wednesday, February 12, 2021 12:42:22 PM

This message is from outside the City email system. Do not open links or attachments from untrusted sources.

Dear Commission Members:

As a longtime resident of San Francisco, I disagree with extending the stay for the Ferris wheel in Golden Gate Park.

From a historical perspective, this never should have been permitted. Nor from a financial one.

No EIR was performed. It is not clear why the project claims exemptions to review.

It will most likely confuse migrating birds with its glaring lights.

There was no outreach to neighbors.

The demand that San Franciscans owe something to this corporation is unsupportable. Very little to no City support has been given to struggling local businesses here in the Inner Sunset, many of which have closed permanently. Yet, taxpayers are expected to continue to subsidize Skystar's fiscal endeavors.

Please vote against keeping this tacky amusement park ride in a park that is meant to bring us closer to nature

Thank you

Sandra Yagi  
246 Sanchez st. #C  
San Francisco 94114  
[http://www.aunai.protection.com/v1/ur1?  
o=http%3A%2F%2Fwww.aunai.protection.com%3FNTL3MmJlNGQ1NTBhNGhMw%3D&h%3DZlRlbnNldGZlYWE3ZWZlYmYwNGQ1NjY0Y2Y2NDY0MjY0ODM4ODR0YVNmNWY4OGI4YUJlZGp%3Dp%3DYXAuOnNmZlR0Y0mF2YWShbGpvcZmZpY2U%3DnYVZlWlhaWxX2VlYWVhOmlE1OWY4YjkwZGQ2NmE3NDY4ZWUyY2RjOTkxMjE4ZjA3OwYs](http://www.aunai.protection.com/v1/ur1?o=http%3A%2F%2Fwww.aunai.protection.com%3FNTL3MmJlNGQ1NTBhNGhMw%3D&h%3DZlRlbnNldGZlYWE3ZWZlYmYwNGQ1NjY0Y2Y2NDY0MjY0ODM4ODR0YVNmNWY4OGI4YUJlZGp%3Dp%3DYXAuOnNmZlR0Y0mF2YWShbGpvcZmZpY2U%3DnYVZlWlhaWxX2VlYWVhOmlE1OWY4YjkwZGQ2NmE3NDY4ZWUyY2RjOTkxMjE4ZjA3OwYs)  
Sent from my iPad

**From:** [Janet Carpinelli](#)  
**To:** [CPC-Commissions Secretary](#); [Commission, Recpark \(REC\)](#)  
**Cc:** [Board of Supervisors, \(BOS\)](#); [BOS Legislation, \(BOS\)](#)  
**Subject:** Oppose extension of Observation Wheel in Golden Gate Park!  
**Date:** Wednesday, February 17, 2021 1:28:22 AM

---

This message is from outside the City email system. Do not open links or attachments from untrusted sources.

February 16, 2021

Historic Preservation Commission  
San Francisco Planning Department

RE: Opposition to Certificate of Appropriateness Record No. 2019-022126COA-04:  
Extension  
of the Observation Wheel in GGP. Landmark No. 249.

To: Historic Preservation Commissioners

Please do the wildlife and everyone a favor and **Keep The Park Dark at night!** Please do not extend the Observation Wheel for four years! or even for one year. If anything, I suggest moving the Wheel to Pier 39 or Fisherman's wharf where it is more appropriate and will serve the purpose of being an attraction for tourists and residents who can go up and view the Bay area from the waterfront. There is absolutely no need or reason to have this type of invasive structure in Golden Gate Park! If people want to see GGPark and surrounds from above, they can do so from the beautiful observation deck at the deYoung museum when it opens to visitors as will surely happen within the next year!

Protect dark skies at night for the creatures who depend on that for their natural habitat in a natural area such as a large urban park.

This amusement ride is one of the world's largest LED strobe lights. Lighting pollution is a major contributor to the decline of insect populations. Lighting affects wildlife through attraction and disorientation. Research has documented adverse consequences in plant phenology, predator-prey relations, circadian rhythms and nocturnal rest and recovery.

Dazzling light throws migrating bats and birds off-course and could discourage the great horned owls and great egrets from nesting at Strawberry Hill and Stow Lake which are great attractors of SF residents and visitors alike!

**Please speak out for our wildlife and for human enjoyment of wildlife!**  
**Oppose the Observation Wheel extension and Keep The Park Dark.**

Thank you,  
Janet Carpinelli  
SF Resident and wildlife appreciator!

**From:** [Robert Hall](#)  
**To:** [CPC-Commissions Secretary](#); [Commission, Recpark \(REC\)](#); [Board of Supervisors, \(BOS\)](#); [BOS Legislation, \(BOS\)](#)  
**Subject:** ALERT: Public Comment Opposing the Observation Wheel Permit Extension  
**Date:** Wednesday, February 17, 2021 8:36:48 AM  
**Attachments:** [Observation Wheel Comment.pdf](#)

---

This message is from outside the City email system. Do not open links or attachments from untrusted sources.

February 17, 2021

Historic Preservation Commission  
San Francisco Planning Department

RE: Opposition to Certificate of Appropriateness Record No. 2019-022126COA-04: Extension of the Observation Wheel in GGP. Landmark No. 249.

Dear Commissioners,

In San Francisco in the 60s, the saying was, if it feels good do it.

Today, the saying might be, if it feels good think about how it affects others.

Think about how four years of bright, flashing strobe lights affects bird and bat migration.

Think about how the lights that blare all night affects the owls that nest on Strawberry Hill and the great blue herons that nest at Stow Lake.

Think about the insects that get dazzled and trapped in the glare, the plant phenology that will be thrown out of sync, the scientists and their experiments that will be rendered useless on the Science Academy's green living rooftop.

Think about the resolution signed by the board of supervisors in 2018 to protect biodiversity. Think about carbon pollution reduction mandates being written into San Francisco's 2021 Climate Action Plan. Think about those lights, the fossil fuel wasted and the vanity.

If science isn't your thing, think about the Observation Deck at the de Young Museum not far away that provides the same view free of charge.

Unplug the wheel and keep the park dark.

Bob Hall  
1946 Grove St. Apt. 6  
San Francisco

February 17, 2021

Historic Preservation Commission  
San Francisco Planning Department

RE: Opposition to Certificate of Appropriateness Record No.  
2019-022126COA-04: Extension  
of the Observation Wheel in GGP. Landmark No. 249.

Dear Commissioners,

In San Francisco in the 60s, the saying was, if it feels good do it.

Today, the saying might be, if it feels good think about how it affects others.

Think about how four years of bright, flashing strobe lights affects bird and bat migration.

Think about how the lights that blare all night affects the owls that nest on Strawberry Hill and the great blue herons that nest at Stow Lake.

Think about the insects that get dazzled and trapped in the glare, the plant phenology that will be thrown out of sync, the scientists and their experiments that will be rendered useless on the Science Academy's green living rooftop.

Think about the resolution signed by the board of supervisors in 2018 to protect biodiversity. Think about carbon pollution reduction mandates being written into San Francisco's 2021 Climate Action Plan. Think about those lights, the fossil fuel wasted and the vanity.

If science isn't your thing, think about the Observation Deck at the de Young Museum not far away that provides the same view free of charge.

Unplug the wheel and keep the park dark.

Bob Hall  
1946 Grove St. Apt. 6  
San Francisco

**From:** [Leslie Lombre](#)  
**To:** [Board of Supervisors, \(BOS\)](#)  
**Subject:** Veto the Observation Wheel extension  
**Date:** Wednesday, February 17, 2021 9:34:30 AM

---

This message is from outside the City email system. Do not open links or attachments from untrusted sources.

Dear Board Members,

Please veto the contract extension for the Observation Wheel in Golden Gate Park. We should not feel obligated to fulfill the financial revenue projections of Skyview Partners. The prices for tickets are exorbitant for San Francisco residents and do not provide any local benefit.

Please keep our parks free and enjoyable for all. Let Skyview move to an adjacent country fair or amusement park.

Sincerely,

*Leslie Lombre  
Bernal Heights Outdoor Cinema  
Co-founder & Director of Exhibitions  
(415) 999-2952*

*[Showcasing local film in free screenings in parks, playgrounds and open spaces.](#)*



**From:** [John Goldsmith](#)  
**To:** [Commission, Recpark \(REC\)](#); [CPC-Commissions Secretary](#); [Board of Supervisors, \(BOS\)](#)  
**Cc:** [Hyland, Aaron \(CPC\)](#); [Matsuda, Diane \(CPC\)](#); [Bradley, Stacy \(REC\)](#); [Taylor, Michelle \(CPC\)](#); [Black, Kate \(CPC\)](#); [Foley, Chris \(CPC\)](#); [Johns, Richard \(CPC\)](#); [Pearlman, Jonathan \(CPC\)](#); [So, Lydia \(CPC\)](#); [Koppel, Joel \(CPC\)](#); [Moore, Kathrin \(CPC\)](#); [Chan, Deland \(CPC\)](#); [Diamond, Susan \(CPC\)](#); [Fung, Frank \(CPC\)](#); [Imperial, Theresa \(CPC\)](#); [Tanner, Rachael \(CPC\)](#); [Preston, Dean \(BOS\)](#); [Chan, Connie \(BOS\)](#)  
**Subject:** Historic Preservation Commission: Please do not extend Observation Wheel!  
**Date:** Wednesday, February 17, 2021 10:08:18 AM

---

This message is from outside the City email system. Do not open links or attachments from untrusted sources.

Historic Preservation Commission: Please do not extend Observation Wheel!

Though, 'fun', the wheel is not suited it being in Golden Gate Park any longer. It is a source of light pollution and has many negative impacts on the natural and living environment that it occupies.

Please remove asap, when the contract finishes. Please do not extend the contract. It is wasteful, expensive and the resources and "FUN" can certainly be better used elsewhere.

Thank you, Concerned Neighbor  
John Goldsmith

#Save Harvey Milk Plaza  
#Save LGBT Veterans Grove  
#Save Harvey's Gardens

**From:** [SB](#)  
**To:** [CPC-Commissions Secretary](#); [Commission, Recpark \(REC\)](#)  
**Cc:** [Environment, ENV \(ENV\)](#); [Board of Supervisors, \(BOS\)](#)  
**Subject:** I Oppose Keeping the Observation Wheel in the Music Concourse  
**Date:** Wednesday, February 17, 2021 11:05:46 AM

---

This message is from outside the City email system. Do not open links or attachments from untrusted sources.

Good morning,

I strongly oppose keeping the Observation Wheel in the Music Concourse. It is bright and very visible at night. It has impacted the surrounding neighborhoods. I live close to the park, and nobody wants to keep it. It also has a negative impact on the birds and animals in the park.

There is no reason to extend this deadline. The deadline was the only reason that there wasn't more opposition in the first place. It is disingenuous to now try to extend this.

And, I did take a ride on the Observation Wheel. It was fun, but everyone should have had a chance to go on it by now. There is no reason to keep it here, and lots of reasons not to keep it.

Thank you,  
Susan Brock  
SF resident

**From:** [Nadine May](#)  
**To:** [CPC-Commissions Secretary](#)  
**Cc:** [Commission, Recpark \(REC\)](#); [Board of Supervisors, \(BOS\)](#); [Breed, Mayor London \(MYR\)](#)  
**Subject:** NO to the extension of the lease for the observation wheel in Golden Gate Park  
**Date:** Wednesday, February 17, 2021 11:40:07 AM

---

This message is from outside the City email system. Do not open links or attachments from untrusted sources.

SF Historic Preservation Commission:

SF Recreation and Parks Commission :

San Francisco Board of Supervisors:

Mayor London Breed:

I was born and raised on Fulton Street facing Golden Gate Park and I currently live only two blocks away. When I was a child our family went to the park all the time, to go to the museum, the academy, the Tea Garden, the Arboretum, to row on Stow Lake and have picnics. I rode my bicycle through all of Golden Gate Park. It was an extension of my backyard. I go to the park very often for the same reasons as most people go to the park, to be in nature, to see wildlife, to enjoy peace and quiet, especially during these hard times. I was not in favor of the observation wheel being put up and I am not in favor of its presence in this wonderful park for another 4 years. It is beautiful but it does not belong in the park. I am sure that McLaren would agree. Indeed I think he would be horrified by this unnatural artificial element in the beautiful park that he created.

The presence of this observation wheel, with its bright lights and loud noise, is extremely detrimental to all sorts of wildlife who live in and travel through the park. They need peace and quiet and periods of darkness, just as we ALL do, to thrive.

Golden Gate Park is a sanctuary, not an amusement park, and many San franciscans are increasingly disturbed by the fact that it is being privatized and used to make money rather than to offer peace and quiet to all the people who come to visit it, including all the tourists.

I urge you not to renew the presence of the wheel for four more years. Thank you.

Sincerely,

Nadine May

554 Sixth Ave #302

San Francisco California 94118

**From:** [danrichman@earthlink.net](mailto:danrichman@earthlink.net)  
**To:** [Board of Supervisors, \(BOS\)](#)  
**Subject:** A suggestion  
**Date:** Wednesday, February 17, 2021 11:45:47 AM

---

This message is from outside the City email system. Do not open links or attachments from untrusted sources.

### A SUGGESTION

Here's a friendly suggestion. Maybe the administrators of the SF Rec and Park Department might shift over to a different department altogether. It could be the Department of Tourism, Entertainment, and Revenue. And if there is no such Department in existence, then one might be hatched.

The suggestion is made since the present honchos of Rec and Park don't seem to understand that urban parks are created to provide a free green place to escape for awhile the noise and pressures of urban streets, of urban life in general. They are busy transforming Golden Gate Park, for instance, into a highly organized sports venue and lately a carnival.

The honchos of Rec and Park have every right to offer these things to the public, and the public has every right to indulge in these diversions as long as they pay for a ticket.

Everything has its proper place, they teach in kindergarten. But the proper place for the glitz and the noise and the lights of the Ferris wheel for instance, is not in a gem of a Park that has, during most of its life, offered us city folks a blessed respite from city life.

That is why the suggestion has been made that those who run San Francisco Parks switch to a department more suitable for their apparent obsessions. We can replace those people with naturalists, horticulturists, and environmentalists. Then it might just be possible to heal the scars in Golden Gate Park and restore it to its previous sweet glory.

Dan Richman  
Member, SFUN

**From:** [Teri Kota](#)  
**To:** [CPC-Commissions Secretary](#); [Commission, Recpark \(REC\)](#); [Board of Supervisors, \(BOS\)](#); [Breed, Mayor London \(MYR\)](#)  
**Subject:** The ferris wheel in GGP should go  
**Date:** Wednesday, February 17, 2021 5:28:57 PM

---

This message is from outside the City email system. Do not open links or attachments from untrusted sources.

To Whom It May Concern,

I was surprised to find out that we would have a ferris wheel installed in GGP, but relieved when I found out it was temporary and I think it should be removed as soon as possible.

We live in a wonderful city, with plenty of tourist attractions already. Let's not use more energy and possibly damage the air and physical environment further for the local humans and critters that live in the park. Less can actually be more, the physical beauty of the park is more than enough and that is what should be supported and preserved for now and future generations.

Respectfully,  
Theresa Nuqui  
300 Page Street  
SF CA 9102

**From:** [Pinky Kushner](#)  
**To:** [CPC-Commissions Secretary](#); [Board of Supervisors. \(BOS\)](#)  
**Subject:** Ferris wheel in Golden Gate Park  
**Date:** Wednesday, February 17, 2021 5:46:18 PM

---

This message is from outside the City email system. Do not open links or attachments from untrusted sources.

Please distribute to supervisors and to Planning commissioners. Thank you. Pinky

Greetings Commissioners,

I am against the approval of the extension of the Ferris wheel for 4 more years. One year more would be the appropriate time frame to make up for LOST time/revenue. Four years SHOULD kick in a requirement for an environmental impact report on the proposal, given the well established effects of lights and noise on bird life and other animal wildlife in this park.

Thank you for your attention,

Pinky Kushner

510 459 8289 mobile phone

1362 6th Avenue  
San Francisco, CA. 94122

**From:** [Sherif Soliman](#)  
**To:** [Commission, Recpark \(REC\)](#)  
**Cc:** [Board of Supervisors, \(BOS\)](#); [sfoceanedge@earthlink.net](mailto:sfoceanedge@earthlink.net)  
**Subject:** Opposition to ferris wheel  
**Date:** Thursday, February 18, 2021 5:14:18 AM

---

This message is from outside the City email system. Do not open links or attachments from untrusted sources.

I want to voice my opposition to the ferris wheel extension in golden gate park.

Please preserve the park in it's historical state and remove the ferris wheel when it's date runs out

Sherif Soliman  
Sunset resident

Get [Outlook for Android](#)

**From:** [David Romano](#)  
**To:** [Hyland, Aaron \(CPC\)](#)  
**Cc:** [Jonin, Jonas \(CPC\)](#); [Commission, Recpark \(REC\)](#); [Board of Supervisors, \(BOS\)](#); [Ginsburg, Phil \(REC\)](#); [SFUN - San Franciscans for Urban Nature](#); [Breed, Mayor London \(MYR\)](#)  
**Subject:** Richmond District resident opposed to the extension of the SkyWheel  
**Date:** Thursday, February 18, 2021 8:58:05 AM

---

This message is from outside the City email system. Do not open links or attachments from untrusted sources.

Dear Commissioner Hyland:

Thank you for your patience and diplomacy at yesterday's meeting. You had a lot to contend with. I listened to the hearing and was dismayed by what some of the Commissioners were saying. Is the Historical Preservation Commission the unofficial Chamber of Commerce for the inner Richmond and inner Sunset? Small businesses are hurting everywhere in San Francisco. What about the small businesses at Pier 39, Fisherman's Wharf, Civic Center, and SOMA? Don't they deserve a chance to have the Wheel? They are desperate for business and they don't have the Japanese Tea Garden, Academy of Sciences, Arboretum and de Young Museum nearby to attract visitors. Is it the job of the HPC to lobby for certain local businesses but not for businesses in other parts of town? Why hasn't the HPC or Rec and Park considered other locations for the Wheel? Or has a permanent fixture been set up in the Music Concourse? In any case, the evidence for the Wheel being an "economic engine" is speculative and anecdotal at best.

What do the words Historical Preservation mean? Is it to encourage small business, further diversification of activities in our parks, create more fun things to do, create jobs? Is the task of the HPC to teach geography to children, suggest ways to improve the mental health of children, bring children joy and hope if they're feeling down because of the strictures of the pandemic? What is the mission of the HPC? Is it to further Phil Ginsburg's plans to monetize and "activate" Golden Gate Park? What does it mean to "activate" spaces in the Park? Does it mean we have to make money from every square foot of our Park? With all due respect, I don't think concerns about the mental health of San Franciscans is within the purview of the HPC.

If fun things to do for children is the criteria for historical preservation why not put bright lights on McLaren Lodge and have ice cream vendors right there? Children would love that. It would also be a teaching opportunity for them to learn about John McLaren, the creator of the Park. In fact, why not put bright colored lights on all the historical structures in the City? That way there will beacons of hope everywhere. It would be temporary of course.

The 150th Anniversary of Golden Gate Park is over. If SkyStar is suffering business losses, so is everyone else. It's not the job of the City and County of San Francisco to indemnify an out-of-town contractor. The modest, unlit, 100 foot Ferris Wheel of the 1894 Exposition was part of a World's Fair and is no precedent for the 150 foot, garishly lit mechanical monstrosity that now dominates the Music Concourse. There is something very wrong about the massive PR campaign mounted by Rec and Park in favor of this out-of-town vendor.

*The City Dark* was a popular documentary on PBS some years back. It's available online. In



addition to the adverse effects on birds and other wildlife, bright artificial light at night is not good for human health. We are all aware of the parallel pandemic of sleeplessness that afflicts many, young and old, right now. Sleep is not helped by bright electric lights. If you can find a patch of night sky in the City, children love learning about the stars and planets. Adults also. I have lived in the outer Richmond, near Golden Gate Park, for the past 30 years. The light pollution from the Beach Chalet Soccer Fields has already degraded the night-time environment of the Park and adversely affected the quality of life in the outer Richmond and Sunset. Please don't let this happen to the residents of the inner Richmond and Sunset.

Please do not allow the SkyStar Wheel to stay in the Music Concourse. It doesn't belong in Golden Gate Park.

Thank you for your consideration of the above.

David Romano  
San Francisco CA

**From:** [Board of Supervisors, \(BOS\)](#)  
**To:** [BOS-Supervisors](#)  
**Cc:** [Calvillo, Angela \(BOS\)](#); [Somera, Alisa \(BOS\)](#); [Ng, Wilson \(BOS\)](#)  
**Subject:** FW:  
**Date:** Thursday, February 18, 2021 12:30:00 PM

---

---

**From:** joeysseq <joeysseq@gmail.com>  
**Sent:** Thursday, February 18, 2021 11:47 AM  
**To:** Board of Supervisors, (BOS) <board.of.supervisors@sfgov.org>  
**Subject:**

This message is from outside the City email system. Do not open links or attachments from untrusted sources.

Dr. Borne, Mayor Breed, and SF board of Sup.

I understand your position on vaccines for the homeless who pay NO TAXES to pay your heavy salary and that of the Mayor of our city.

When do I as a working/ essential worker/ tax payer to your salary get mine ?

Through who?...when I pay for my own health care through Kaiser and they tell me you and the city do NOT have enough vaccines??

And when do I get to go back to the gym to PREVENT myself from getting heart disease and diabetes?????? WHEN ?

Thank you for getting back to me before I join your homeless program.

Joey Sequeira

Sent via the Samsung Galaxy S9+, an AT&T 5G Evolution capable smartphone

**From:** [Chris K.](#)  
**To:** [Lo, Michelle \(USACAN\)](#); [Execsec1@od.nih.gov](#); [Norris.Cochran@hhs.gov](#)  
**Cc:** [casework@feinstein.senate.gov](#); [Representative Nancy Pelosi](#); [Congressman Adam Schiff](#); [SFGOP Chair](#); [Vice Chair Political Affairs](#); [BOS-Supervisors](#)  
**Subject:** Think Aloud Protocol  
**Date:** Wednesday, February 10, 2021 7:53:29 AM

---

This message is from outside the City email system. Do not open links or attachments from untrusted sources.

Sharing for a reason!

Thinking Aloud Protocol - Science is science.

Health Care, the Church, Politicians to name just a few use this technology. It is covered by state and federal guidelines to be used for specific utilization needs.

It really can make to Think Aloud (you know like you are hearing voices) for reminders like prescriptions, the scriptures, guide you through a online survey, remind you of the speed limit, get out and vote, etc.

It can't be used to record your Think Aloud thoughts, to program radical thoughts, to cause criminal activity, to attempt to convince your talking to God or Aliens, to give false diagnosis, to discredit a person, to force you to move, to swindle or to impede a persons Bill of Rights.

If used illegally it falls under state and federal wiretapping charges with stiff penalties and fines!

Science is science. Put people on notice around you to abide and limit their Think Aloud programs!

[https://en.m.wikipedia.org/wiki/Think\\_aloud\\_protocol](https://en.m.wikipedia.org/wiki/Think_aloud_protocol)

**From:** [Chris K.](#)  
**To:** [Lo, Michelle \(USACAN\)](#)  
**Cc:** [casework@feinstein.senate.gov](mailto:casework@feinstein.senate.gov); [Representative Nancy Pelosi](#); [Public.Affairs.OIG@oig.hhs.gov](mailto:Public.Affairs.OIG@oig.hhs.gov); [Public.affairs@oig.hhs.gov](mailto:Public.affairs@oig.hhs.gov); [Breed, Mayor London \(MYR\)](#); [BOS-Supervisors](#); [SFGOP Chair](#); [Vice Chair Political Affairs](#)  
**Subject:** Public Health Surveillance  
**Date:** Saturday, February 6, 2021 12:31:59 PM

---

This message is from outside the City email system. Do not open links or attachments from untrusted sources.

All,

Just a reminder. Surveillance including public health surveillance is not classified. Here is a post on LinkedIn about my family and federal surveillance going back to 1932. Also watch the documentary about MLK and the FBI just released mid January 2021 (included at the end).

I know what it feels like and what it looks like. Also be advised. The FBI and other Intelligence agencies had me on this the day I was born in 1969. That means that if another agency like the county or state placed it on me, they would have been watching and listening to that surveillance. I have the information. Again, it is time to resolve this amicably with limited law enforcement exposure.

Regards,

Chris Ward Kline

Government surveillance now declassified. Public Health at county, state and federal government uses same surveillance techniques as FBI. The FBI is often the one blamed as in MLK and 2012 Kansas filings.

Surveillance is used to discredit, isolate and collect data with a host of tactics. From gaining credentials for social media accounts, sending false emails, text, giving false diagnosis or simply gaining information before a person can effectively utilize it!

1932 - my grandfathers (and others) land was claimed for Camp David. FBI placed agents outside of their homes conducting surveillance!

1952 - McCarthyism claimed more of my fathers land simply because one person disliked him because he had too much land.

1969 - my other grandfather placed in State Hospital and 'disappeared' due to his relationship with Konstanty and Boleslaw Chocha. The information government had was inaccurate and/or not shared. I investigated and know he is buried on Carlisle Military Base.

2019/2020 - I spoke up about Public Health Surveillance about impact on missing kids, suicide/overdoses, Politicians using illegally and about not hosting Chinese New Year Parade in San Francisco.

I know what electronic surveillance looks and what it feels like!

<https://m.youtube.com/watch?v=Lvfxzht9KUA>

**From:** [aeboken](#)  
**To:** [BOS-Supervisors](#); [BOS-Legislative Aides](#)  
**Subject:** CONCURRING WITH Condemning the Military Coup in Burma and Supporting a Peaceful Transition for Democracy File #210136  
**Date:** Tuesday, February 9, 2021 12:05:58 AM

---

This message is from outside the City email system. Do not open links or attachments from untrusted sources.

TO: Board of Supervisors members

I concur with the BOS in condemning the military coup in Burma (Myanmar).

Eileen Boken

Coalition for San Francisco Neighborhoods\*

\* For identification purposes only.

Sent from my Verizon, Samsung Galaxy smartphone

**From:** [aeboken](#)  
**To:** [BOS-Supervisors](#); [BOS-Legislative Aides](#)  
**Subject:** SUPPORTING BOS Agenda Item #28 Urging US Treasury to Expedite the Process to Feature Harriet Tubman on the Twenty Dollar Bill File #210128  
**Date:** Tuesday, February 9, 2021 12:00:34 AM

---

This message is from outside the City email system. Do not open links or attachments from untrusted sources.

TO: Board of Supervisors members

I am strongly supporting placing Harriet Tubman on the Twenty Dollar Bill.

Ms.Tubman is by far a more worthy person to honor than Andrew Jackson.

Eileen Boken

Coalition for San Francisco Neighborhoods\*

\*For identification purposes only.

Sent from my Verizon, Samsung Galaxy smartphone

**From:** [aeboken](#)  
**To:** [BOS-Supervisors](#); [BOS-Legislative Aides](#)  
**Subject:** OPPOSING BOS Agenda Items #7 and #8 Issuing SFMTA Revenue Bonds File #210027 and #210034  
**Date:** Monday, February 8, 2021 11:54:01 PM

---

This message is from outside the City email system. Do not open links or attachments from untrusted sources.

TO: Board of Supervisors members

I am strongly opposed to the SFMTA issuing new revenue bonds at this point in time.

At the BOS Budget and Finance Committee meeting, the SFMTA stated that these new revenue bonds would be stop gap funding.

The SFMTA followed up by stating that there would be funding from a [citywide] Community Benefit District (CBD).

That being said, this CBD has not been approved by the voters. It hasn't even been placed on the ballot.

Therefore, I strongly believe that these bond issuance items are premature and should be tabled.

Eileen Boken

Coalition for San Francisco Neighborhoods\*

\* For identification purposes only.

Sent from my Verizon, Samsung Galaxy smartphone



**From:** [Board of Supervisors, \(BOS\)](#)  
**To:** [BOS-Supervisors](#)  
**Cc:** [Calvillo, Angela \(BOS\)](#); [Somera, Alisa \(BOS\)](#); [Ng, Wilson \(BOS\)](#)  
**Subject:** FW: MMJ AWARENESS WEEK  
**Date:** Thursday, February 18, 2021 8:58:00 AM

---

**From:** Tony Bowles <tonebowles@gmail.com>  
**Sent:** Wednesday, February 17, 2021 8:51 PM  
**To:** Board of Supervisors, (BOS) <board.of.supervisors@sfgov.org>  
**Subject:** MMJ AWARENESS WEEK

This message is from outside the City email system. Do not open links or attachments from untrusted sources.

Dear Supervisors, I'm contacting you on behalf of the Bay Area Chapter of Americans for Safe Access.

We celebrate this week in honor of California's original medical cannabis law, Prop 215, the Compassionate Use Act of 1996.

In 2003 our Bay Area Americans for Safe Access chapter led efforts to get the SF City Council to vote on a resolution declaring 2-15 to 2-22 to be "Medical Marijuana Awareness Week." We would love to discuss making this a permanent annual celebration.

We still have work to do.

"ASA has been working 18 years for this," said ASA executive director Debbie Churgai. "The MORE Act was a signal to medical cannabis patients that their voices have finally been heard in Congress. Now we need the Senate to take the next step."

"The 4.5 million registered cannabis patients in the US have been denied rights because of the federal government's classification of cannabis as having no medical use," said Churgai. "ASA has worked with legislators to improve the MORE Act and hope to build on this landmark action until all the needs of medical cannabis patients are met at the federal level."

Until there is safe access for all, we are Americans for Safe Access!!

California prepares to streamline cannabis regulation in 2021. Cannabis regulators may loosen California rules to help struggling industry, but we also demand rules to help struggling patients as well.

As our three state cannabis licensing authorities move toward consolidation, we'll certainly have a lot of work to do. We'd love to hear what your priorities are.

The state legislative session has just begun. One piece of legislation we support is SB 311/Ryan's Law.

Ryan's Law Fact Sheet - <https://docs.google.com/document/d/1koNv8zDWyCdwGMZO-p7ralYXcPYauZY-8Gly4Nyyv6hc/edit?usp=sharing>

Ryan's Law Support Letter - <https://drive.google.com/file/d/1xqi7P3JxXH7lqUglw8MhE3YqwrGlnAM7/view?usp=sharing>

Please continue San Francisco's legacy protecting cannabis patients and defending safe access.

We ask you to encourage and motivate this new administration to make medical cannabis access a reality! Make the pledge to support medical cannabis advocacy in the first 100 days of the Biden-Harris administration and throughout the 117th congress.

[www.safeaccessnow.org/100days](http://www.safeaccessnow.org/100days)

ASA National will be putting out a Fact Sheet soon on policy's that are detrimental to patients. We will be following up with you for future discussion on how we can strengthen and defend safe access at a local, state, and federal level.

In Solidarity,  
Tony Bowles, Chair  
202-509-6119  
Bay Area ASA

<https://www.safeaccessnow.org/>

**From:** rjsloan <rjsloan@yahoo.com>  
**Sent:** Wednesday, February 17, 2021 9:49 PM  
**To:** Barahona, Luis (DBI) <luis.barahona@sfgov.org>  
**Cc:** mano.raju@sfgov.org; Haney, Matt (BOS) <matt.haney@sfgov.org>; Davis, Sheryl (HRC) <sheryl.davis@sfgov.org>; Fleisher, Arielle (DPH) <arielle.fleisher@sfdph.org>; DPH-SRO Sites <srosites@sfdph.org>; Board of Supervisors, (BOS) <board.of.supervisors@sfgov.org>; Breed, Mayor London (MYR) <mayorlondonbreed@sfgov.org>; Walton, Shamann (BOS) <shamann.walton@sfgov.org>  
**Subject:** One Eleven Taylor, SF, 94102 | HABITABILITY Report to SFDBI, 17-Feb-2021.

<https://avanan.url-protection.com/v1/url?o=https%3A//wearedefender.com/111-taylor&g=ZThjNTg3NDgzZDY0YTk3Mw==&h=MmNkNWwEwNGMxZThmYzU3NjVhZjU4YWNjYzliYmFLYzY2NTY0OTExZiFkZDhmZmJjZmRkYjdmMjllMDUzODZiOA==&p=YXAzOnNmZHQyOmF2YW5hbGpvcZmZp>

[Y2UzNjVfZW1haWxzX2VtYWlsOjEwYWM1YmQ4ZGE2Nm3ZWZhMWU0ZDk5NzY5NWUyZjFiOnYx](#)

#JanitorLivesMatter

**From:** [Zach](#)  
**To:** [OEWD \(ECN\)](#); [SBC \(ECN\)](#); [MOD \(ADM\)](#); [Info\\_HRC \(HRC\)](#); [Board of Supervisors \(BOS\)](#); [Cityattorney](#); [district6ideas@gmail.com](#); [Haney, Matt \(BOS\)](#); [Alex M. Madrid](#); [Stephen Herman](#); [orkidsfoto@me.com](#); [denise](#); [kwilliams@lighthouse-sf.org](#)  
**Subject:** Cant Visually Access Public Drug Task Force Meeting 2/9 Inaccessible  
**Date:** Tuesday, February 9, 2021 6:54:27 PM  
**Attachments:** [webex2.png](#)  
[Street Level Drug Dealing Task Force - February 9, 2021.pdf](#)

---

This message is from outside the City email system. Do not open links or attachments from untrusted sources.

Dear Department of Economic Development, MDC, MOD, City Attorney, and HRC:

There is a meeting happening right now for the Tenderloin Drug Task Force

<https://oewd.org/meeting/street-level-drug-dealing-task-force-february-9-2021-agenda>

I request a full, unedited video and audio recording of this meeting.

This webpage & meeting is appallingly inaccessible with the information provided to the community.

1. There is no contact information for during the meeting if you have a problem. and no name for phone number provided (must call before). Would somebody provide this please? And the number / contact of the secretary that can be reached during the meeting for accessibility related issues? This is especially important if these meetings happen after 5 PM

2. I could not view or visually participate in the meeting because there is no meeting ID provided. This is extremely problematic, as the link provided does not work for me. I have tried installing the browser application and even installed the standalone application, neither of which have worked (see attached pictures).

3. **The agenda has no information about how to raise your hand** during the phone call and how to participate in public comment. I finally discovered through trial and error, it was \*3. I had to repeatedly ask the host to announce this. They were about to end public comment when I asked again, and more hands were then raised (because now they knew how).

4. I request that the Mayors Office on Disability please file this complaint and assist with the access. Please respond if you are denying this request.

**5. The agenda for the meeting from above does not not even list the members in attendance.**

How do I know who is hosting the meeting? There's not a single name.

6. I request a full, unedited video and audio recording of this meeting.

7. It is the Mayor's Office on Disability's job to make sure that meetings are accessible, and yet time and again this is not being done and accessibility for the public to engage in meetings is lacking. Can someone please explain why?

8. I request a reasonable accommodation that the numbering system here be used in any responses, to keep track of all the issues so I do not have to repeat myself using accessibility aids in email after email. Thank you.

--

– Zach Karnazes

Disability Advocate | Journalist | Artist

<https://zkarnazes.wixsite.com/access/>

\*Please note: \*\* While technology has improved a lot, computer accessibility aids are not a magic bullet for all chronic pain and disability needs. \*Using the computer hurts for me, always.

My replies can take a while sometimes, depending on my pain levels and functional use of my hands. I appreciate your patience! Feel free to follow up with me if you don't get a reply.

My aids may leave typos in my message(s). Please let me know in your response if any part of my email needs clarifying or is confusing.

To help with confusion and disability, I ask that you please respond including the numbering system provided, if any is used.

\*CONFIDENTIALITY NOTICE: The contents of this email message and any attachments are intended solely for the addressee(s) and may contain confidential and/or privileged information and may be legally protected from disclosure.\*





**SAN FRANCISCO**  
Office of Economic and Workforce Development



About Us

Business Assistance

Industries

Development

Workforce

Neighborhoods

Initiatives

COVID-19

Meetings

Meetings - Street Level Drug Dealing Task Force

# Street Level Drug Dealing Task Force - February 9, 2021 - Agenda

## Meeting Date:

February 9, 2021 - 5:00pm

## Location:

1 Dr Carlton B Goodleett Pl  
San Francisco, CA94102

## SF Street-Level Drug Dealing Task Force

Meeting Notice #10 Agenda Tuesday, February 9, 2021 5-6:30pm PT

1. Administrative announcements
2. Feedback from the community outreach
3. Thinking about race, ethnicity, and equity as we consider recommendations
4. Next steps
5. Public comment

## Event address for members of the public:

<https://ccsf.webex.com/ccsf/onstage/g.php?MTID=e8bf96747be68b7846f9a8f2b...>

## Audio conference:

+1-415-655-0001

Access code: 146 450 9707

For questions about the meeting please contact 415-554-5694. The ringing of and use of cell phones, pagers and similar sound-producing electronic devices are prohibited at this meeting. Please be advised that the Chair may order the removal

from the meeting room of any person(s) responsible for the ringing or use of a cell phone, pager, or other similar sound- producing electronic devices.

Know Your Rights Under the Sunshine Ordinance

Government's duty is to serve the public, reaching its decisions in full view of the public. Commissions, boards, councils, and other agencies of the City and County exist to conduct the people's business. This ordinance assures that deliberations are conducted before the people and that City operations are open to the people's review. For information on your rights under the Sunshine Ordinance (Chapters 67 of the San Francisco Administrative Code) or to report a violation of the ordinance, please contact:

Sunshine Ordinance Task Force

1 Dr. Carlton B. Goodlett Place, Room 244 San Francisco, CA 94102 415-554-7724 (Office); 415-554-5163 (Fax)

E-mail: [SOTF@sfgov.org](mailto:SOTF@sfgov.org)

Copies of the Sunshine Ordinance can be obtained from the Clerk of the Sunshine Task Force, the San Francisco Public Library and on the City's website at [www.sfgov.org](http://www.sfgov.org).

Language Access

Per the Language Access Ordinance (Chapter 91 of the San Francisco Administrative Code), Chinese, Spanish and or

Filipino (Tagalog) interpreters will be available upon requests. Meeting Minutes may be translated, if requested, after they have been adopted by the Commission. Assistance in additional languages may be honored whenever possible. To request

assistance with these services please contact the Commission Clerk [your name here] at 415-554-6134, or [sbc@sfgov.org](mailto:sbc@sfgov.org) at least 48 hours in advance of the hearing. Late requests will be honored if possible.

語言服務

Acceso A Idiomas

Pag- Access Sa Wika

Accessible Meeting Information

根據語言服務條例(三藩市行政法典第91章), 中文、西班牙語和/或菲律賓語(泰加洛語)傳譯人員在收到要求後將會提供傳譯服務。翻譯版本的會議記錄可在委員會通過後透過要求而提供。其他語言協助在可能的情況下也將可提供。上述的要求, 請於會議前最少48小時致電 415-554-6134 或電郵至 [sbc@sfgov.org](mailto:sbc@sfgov.org) 向委員會秘書[your name here] 提出。逾期提出的請求, 若可能的話, 亦會被考慮接納。

De acuerdo con la Ordenanza de Acceso a Idiomas "Language Access Ordinance" (Capítulo 91 del Código Administrativo de

San Francisco "Chapter 91 of the San Francisco Administrative Code") intérpretes de chino, español y/o filipino (tagalo) estarán disponibles de ser requeridos. Las minutas podrán ser traducidas, de ser requeridas, luego de ser aprobadas por la Comisión. La asistencia en idiomas adicionales se tomará en cuenta siempre que sea posible. Para solicitar asistencia con estos servicios favor comunicarse con el Secretario de la Comisión [your name here] al 415-554-6134, o [sbc@sfgov.org](mailto:sbc@sfgov.org) por lo menos 48 horas antes de la reunión. Las solicitudes tardías serán consideradas de ser posible.

Ayon sa Language Access Ordinance (Chapter 91 ng San Francisco Administrative Code), maaaring mag-request ng mga tagapagsalin sa wikang Tsino, Espanyol, at/o Filipino (Tagalog). Kapag hiniling, ang mga kaganapan ng miting ay maaring isalin sa ibang wika matapos ito ay aprobahan ng komisyon. Maari din magkaroon ng tulong sa ibang wika. Sa mga ganitong uri ng kahilingan, mangyaring tumawag sa Clerk ng Commission [your name here] sa 415-554-6134, o [sbc@sfgov.org](mailto:sbc@sfgov.org) sa hindi bababa sa 48 oras bago mag miting. Kung maari, ang mga late na hiling ay posibleng pagbibigyan.

Transit: The nearest accessible BART station is Civic Center. Accessible MUNI Metro lines are the F, J, K, L, M, N, T (exit at Civic Center or Van Ness stations). MUNI bus routes also serving the area are the 5, 6, 9, 19, 21, 47, 49, 71, and 71L. For more information regarding MUNI accessible services, call (415) 701-4485 or call 311.

Parking: Accessible parking is available at the Civic Center Underground Parking Garage (McAllister and Polk), and at the

Performing Arts Parking Garage (Grove and Franklin). Accessible curbside parking spaces are located all around City Hall.

Disability Accommodations: To request assistive listening devices, real time captioning, sign language interpreters, readers, large print agendas or other accommodations, please contact the Commission Secretary at (415) 554-6134, or [sbc@sfgov.org](mailto:sbc@sfgov.org) at least 72 hours in advance of the hearing to help ensure availability.

Lobbyist Ordinance

Individuals and entities that influence or attempt to influence local legislative or administrative action may be required by San Francisco Lobbyist Ordinance [Article II of the San Francisco Campaign and Governmental Conduct Code] to register and report lobbying activity. For more information about the Lobbyist Ordinance, please contact the Ethics Commission at 25 Van Ness Ave., Suite 220, SF 94102 (415) 252-3100, FAX (415) 252-3112 and web site address at [www.sfethics.org](http://www.sfethics.org).

Chemical Sensitivity

In order to assist the City's efforts to accommodate persons with severe allergies, environmental illness, multiple chemical sensitivity or related disabilities, attendees at public meetings are reminded that other attendees may be sensitive to various chemical base products. Please help the City accommodate these individuals.

SHARE THIS

Select Language

Powered by Google Translate

Stay Connected



City and County of San Francisco



## Join a meeting

Meeting number, link, or video address

This session is not support, please use another option to join.

146 450 9707

Zach

zkarnazes@gmail.com

Next



By using Webex you accept the [Terms of Service](#), [Privacy Statement](#), [Notices](#) [Disclaimers](#).

[Terms of Service](#) [Privacy Statement](#) [Notices & Disclaimers](#) [Learn More](#)



Add Webex to Firefox

Follow this one-time process to join all Webex meetings quickly.

Add Webex to Firefox

Don't want to use an extension? [Run a temporary application](#) to join this meeting.



**THIRTY-FOURTH SUPPLEMENT TO MAYORAL PROCLAMATION  
DECLARING THE EXISTENCE OF A LOCAL EMERGENCY DATED  
FEBRUARY 25, 2020**

**WHEREAS**, California Government Code Sections 8550 et seq., San Francisco Charter Section 3.100(14) and Chapter 7 of the San Francisco Administrative Code empower the Mayor to proclaim the existence of a local emergency, subject to concurrence by the Board of Supervisors as provided in the Charter, in the case of an emergency threatening the lives, property or welfare of the City and County or its citizens; and

**WHEREAS**, On February 25, 2020, the Mayor issued a Proclamation (the “Proclamation”) declaring a local emergency to exist in connection with the imminent spread within the City of a novel (new) coronavirus (“COVID-19”); and

**WHEREAS**, On March 3, 2020, the Board of Supervisors concurred in the Proclamation and in the actions taken by the Mayor to meet the emergency; and

**WHEREAS**, On March 4, 2020, Governor Gavin Newsom proclaimed a state of emergency to exist within the State due to the threat posed by COVID-19; and

**WHEREAS**, On March 6, 2020, the Health Officer declared a local health emergency under Section 101080 of the California Health and Safety Code, and the Board of Supervisors concurred in that declaration on March 10, 2020; and

**WHEREAS**, On March 16, 2020, the City’s Health Officer issued a stay safe at home order, Health Officer Order No. C19-07 (the “Stay Safer At Home Order”), requiring most people to remain in their homes subject to certain exceptions including obtaining essential goods such as food and necessary supplies, and requiring the closure of non-essential businesses; the Health Officer has amended the Stay Safer At Home Order to modify the ongoing restrictions; and

**WHEREAS**, There have been over 31,000 confirmed cases of COVID-19 within the City and 345 COVID-19-related deaths in the City; there have been more than 3,300,000 confirmed cases in California and more than 43,000 COVID-19-related deaths in California; and



**WHEREAS**, In Section 2 of the Seventh Supplement to the Proclamation of Local Emergency, issued on March 30, 2020, the Mayor created a program to provide an additional 80 hours of paid sick leave for regularly scheduled City employees to use for sick leave related purposes and school closures. On October 19, 2020, in the Thirtieth Supplement to the Proclamation of Local Emergency, the Mayor modified this paid sick leave program to provide that the additional hours of sick leave be used only for sick leave related to COVID-19 infection, exposure, or direct impacts of COVID-19 on employees and their families. The current program does not apply to “as needed” employees of the Department of Public Health who work without a regular schedule, including as needed nurses. It is in the public interest to expand the paid sick leave program to include these as needed Department of Public Health employees, who are working during the emergency and contributing to the City’s COVID-19 response effort;

**NOW, THEREFORE,**

I, London N. Breed, Mayor of the City and County of San Francisco, proclaim that there continues to exist an emergency within the City and County threatening the lives, property or welfare of the City and County and its citizens;

**In addition to the measures outlined in the Proclamation and in the Supplements to the Proclamation issued on various dates, it is further ordered that:**

The program providing an additional 80 hours of new paid sick leave (pay code “COV”) to City employees with regular work schedules employed as of April 1, 2020, created in Section 2 of the Mayor’s Seventh Supplement to the Proclamation of Local Emergency, as modified in the Mayor’s Thirtieth Supplement to the Proclamation of Local Emergency, is further supplemented as follows: Effective Saturday, February 6, 2021, the COV paid sick leave benefit is expanded to “as needed” employees, i.e., employees without a regular work schedule, who work at the San Francisco Department of Public Health (“DPH”). Each as needed DPH employee shall receive up to 80 hours of COV paid sick leave, prorated based on the average number of hours that employee worked over the past 6 months, looking back from close of business Friday, February 5, 2021. COV paid sick leave will be added to employees’ balances by no later than Saturday, February 20, 2021. If the employee has less than six months of service, then the City will calculate the prorated COV paid sick leave hours based on the average number of hours the employee has worked since appointment, as long as the employee has at least 30 days



of City service from appointment. For employees with less than 30 days of service since appointment, the City will determine the employee's prorated hours and provide COV paid sick leave after the employee has 30 days of City service from appointment, based on the average number of hours worked in that 30-day period. Any employee who received COV paid sick leave based on another City appointment, and who also holds an as needed appointment, is not eligible for additional COV paid sick leave under this Order. This expansion of the benefit is only for employees that are solely appointed "as needed" (i.e., do not have another appointment with a regular work schedule). The Department of Human Resources may issue rules and guidance for this program. The other terms of the COV paid sick leave benefit shall remain in effect, including the permitted uses of COV paid sick leave and the June 30, 2021 expiration date of the benefit.

DATED: February 5, 2021

A handwritten signature in blue ink, reading "London Breed", written over a horizontal line.

London N. Breed  
Mayor of San Francisco