

# Commercial Shoplifting In San Francisco



**CITY & COUNTY OF SAN FRANCISCO**

Police Department

May 13, 2021

# Shoplifting Immediate Response Process

01

## Patrol

Units respond to calls for service received.



03

## Investigative Info

Officers collect detailed investigative information on the front end (suspect descriptions, loss inventories, video evidence, etc.)



02

## Police Reports

Police reports are forwarded to SFPD investigative units for follow up



04

## Outreach

District outreaches to communities impacted and crime alerts are issued



# Shoplifting Response Strategies

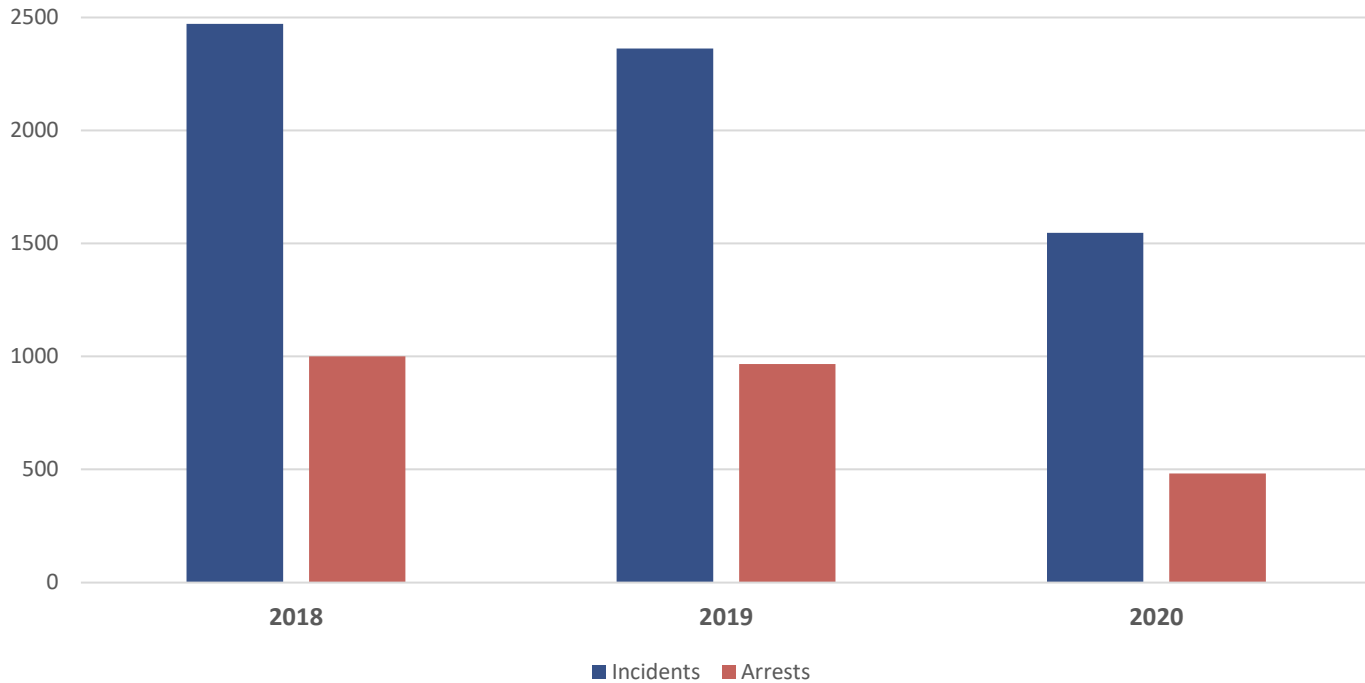
## PREVENTION & INTERVENTION

- Foot Beats – Commercial Corridors
- Consistent Passing Calls
- Data-Driven Policing – Focusing on known areas of shoplifting
- Marked patrol vehicles parked outside storefronts
- Some locations have opted to hire off-duty SFPD officers for security (10B)
- Investigation's strategies

## OUTREACH

- District Captain meets with Merchants Associations and Retail Store Managements to discuss security concerns & discuss collaborations
- Safety walks in commercial corridors with station/SFPD personnel

# Shoplifting Incidents & Arrests Three Year Comparison



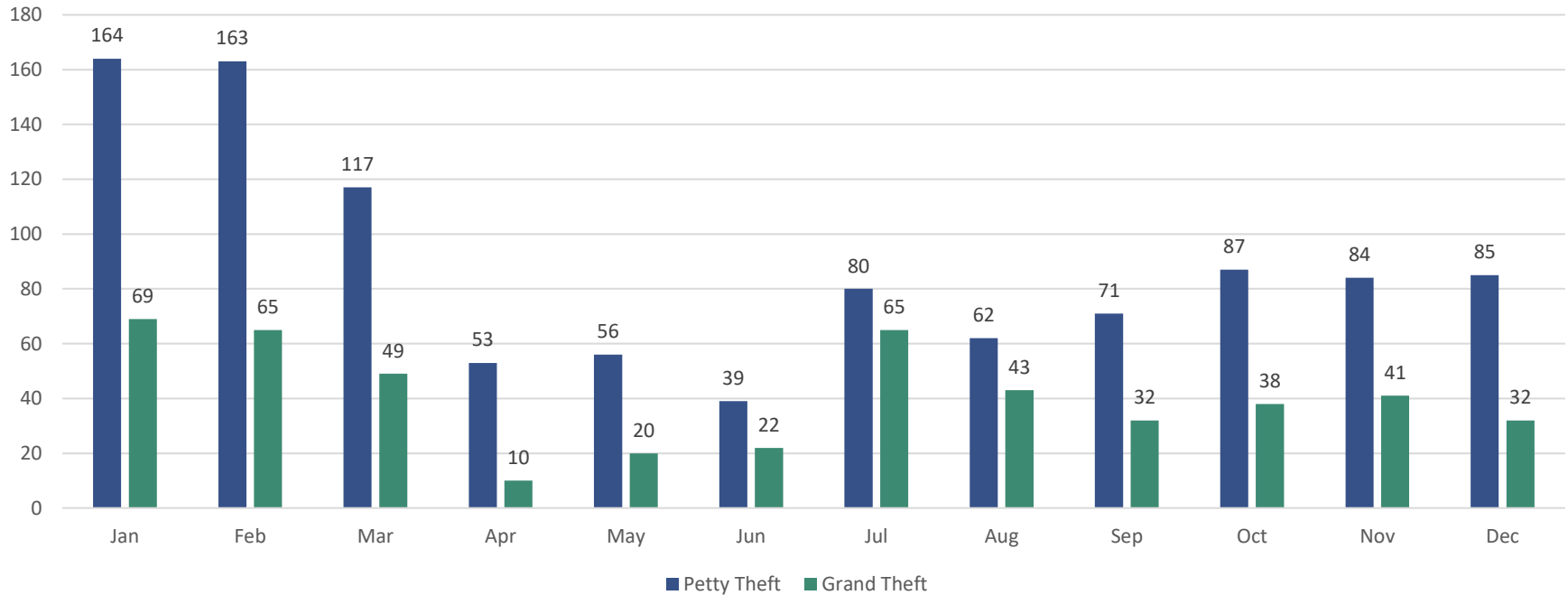
## Incidents

2018	2019	2020
2471	2362	1547

## Arrests

2018	2019	2020
1000	967	482

# 2020 Citywide Shoplifting Incidents By Month



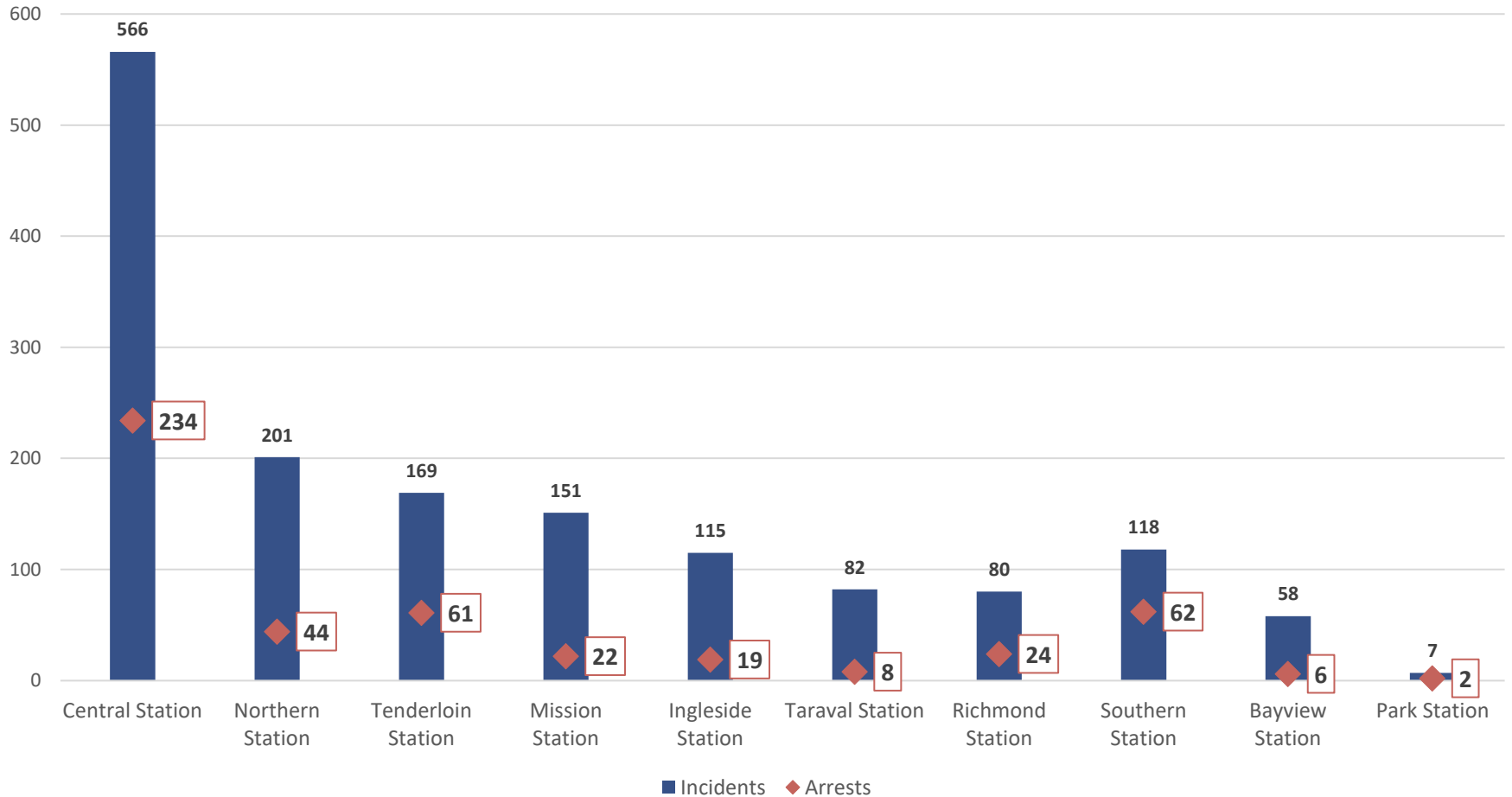
January – March 2020	January – March 2021
627	421

**There was a 33% decrease comparing the first quarter of 2020 to 2021.**

## Shoplifting Incidents Per District 2019 & 2020

SFPD District Stations	2019	2020	
Central Station	1045	566	↓
Northern Station	138	201	↑
Tenderloin Station	447	169	↓
Mission Station	132	151	↑
Ingleside Station	81	115	↑
Taraval Station	161	82	↓
Richmond Station	105	80	↓
Southern Station	151	118	↓
Bayview Station	73	58	↓
Park Station	26	7	↓

# Incidents & Arrests Per District 2020



Thank you.

Any questions?