

File No. 210592

Committee Item No. 3

Board Item No. 33

COMMITTEE/BOARD OF SUPERVISORS

AGENDA PACKET CONTENTS LIST

Committee: Rules Committee

Date Sept. 27, 2021

Board of Supervisors Meeting

Date Oct. 5, 2021

Cmte Board

<input type="checkbox"/>	<input checked="" type="checkbox"/>	Motion
<input type="checkbox"/>	<input type="checkbox"/>	Resolution
<input type="checkbox"/>	<input type="checkbox"/>	Ordinance
<input type="checkbox"/>	<input type="checkbox"/>	Legislative Digest
<input type="checkbox"/>	<input type="checkbox"/>	Budget and Legislative Analyst Report
<input type="checkbox"/>	<input type="checkbox"/>	Youth Commission Report
<input type="checkbox"/>	<input type="checkbox"/>	Introduction Form
<input checked="" type="checkbox"/>	<input checked="" type="checkbox"/>	Department/Agency Cover Letter and/or Report
<input type="checkbox"/>	<input type="checkbox"/>	Memorandum of Understanding (MOU)
<input type="checkbox"/>	<input type="checkbox"/>	Grant Information Form
<input type="checkbox"/>	<input type="checkbox"/>	Grant Budget
<input type="checkbox"/>	<input type="checkbox"/>	Subcontract Budget
<input type="checkbox"/>	<input type="checkbox"/>	Contract/Agreement
<input type="checkbox"/>	<input type="checkbox"/>	Form 126 - Ethics Commission
<input type="checkbox"/>	<input type="checkbox"/>	Award Letter
<input type="checkbox"/>	<input type="checkbox"/>	Application
<input checked="" type="checkbox"/>	<input checked="" type="checkbox"/>	Form 700
<input checked="" type="checkbox"/>	<input checked="" type="checkbox"/>	Vacancy Notice
<input checked="" type="checkbox"/>	<input checked="" type="checkbox"/>	Information Sheet
<input type="checkbox"/>	<input type="checkbox"/>	Public Correspondence

OTHER (Use back side if additional space is needed)

<input type="checkbox"/>	<input type="checkbox"/>	
<input type="checkbox"/>	<input type="checkbox"/>	
<input type="checkbox"/>	<input type="checkbox"/>	
<input type="checkbox"/>	<input type="checkbox"/>	
<input type="checkbox"/>	<input type="checkbox"/>	
<input type="checkbox"/>	<input type="checkbox"/>	
<input type="checkbox"/>	<input type="checkbox"/>	
<input type="checkbox"/>	<input type="checkbox"/>	
<input type="checkbox"/>	<input type="checkbox"/>	
<input type="checkbox"/>	<input type="checkbox"/>	

Completed by: Victor Young Date Sept. 23, 2021

Completed by: Alisa Somera Date Oct. 5, 2021

1 [Appointments, Assessment Appeals Board No. 1 - Kristine Nelson, John Kaeuper, Paul
2 Bellar, Elizabeth Zareh, and Scott Spertzel]

3 **Motion appointing Kristine Nelson, term ending September 5, 2022, and John Kaeuper,**
4 **Paul Bellar, Elizabeth Zareh, and Scott Spertzel, terms ending September 2, 2024, to the**
5 **Assessment Appeals Board No. 1.**

6
7 MOVED, That the Board of Supervisors of the City and County of San Francisco does
8 hereby appoint the hereinafter designated persons to serve as members of the Assessment
9 Appeals Board No. 1, pursuant to the provisions of California Revenue and Taxation Code,
10 Section 1620 et seq., and San Francisco Administrative Code, Section 2B.1 et seq., for the
11 terms specified:

12 John Kaeuper, Seat 2, succeeding Scott Spertzel, term expired, must have a minimum
13 of five years professional experience in the State of California as one of the following: certified
14 public accountant or public accountant; licensed real estate broker; attorney; or a property
15 appraiser accredited by a nationally recognized professional organization, certified by the
16 Office of Real Estate Appraisers, or certified by the State Board of Equalization, for the
17 unexpired portion of a three-year term ending September 2, 2024.

18 Kristine Nelson, Seat 4, succeeding Eugene Valla, resigned, must have a minimum of
19 five years professional experience in the State of California as one of the following: certified
20 public accountant or public accountant; licensed real estate broker; attorney; or a property
21 appraiser accredited by a nationally recognized professional organization, certified by the
22 Office of Real Estate Appraisers, or certified by the State Board of Equalization, for the
23 unexpired portion of a three-year term ending September 5, 2022.

24 Paul Bellar, Seat 5, succeeding Elizabeth Zareh, term expired, must have a minimum of
25 five years professional experience in the State of California as one of the following: certified public

1 accountant or public accountant; licensed real estate broker; attorney; or a property appraiser
2 accredited by a nationally recognized professional organization, certified by the Office of Real
3 Estate Appraisers, or certified by the State Board of Equalization, for the unexpired portion of a
4 three-year term ending September 2, 2024.

5 Elizabeth Zareh, Seat 6 (Alternate Member), succeeding Kristine Nelson, term expired,
6 must have a minimum of five years professional experience in the State of California as one of the
7 following: certified public accountant or public accountant; licensed real estate broker; attorney; or
8 a property appraiser accredited by a nationally recognized professional organization, certified by
9 the Office of Real Estate Appraisers, or certified by the State Board of Equalization, for the
10 unexpired portion of a three-year term ending September 2, 2024.

11 Scott Spertzel, Seat 8 (Alternate Member), succeeding Paul Bellar, term expired, must
12 have a minimum of five years professional experience in the State of California as one of the
13 following: certified public accountant or public accountant; licensed real estate broker; attorney; or
14 a property appraiser accredited by a nationally recognized professional organization, certified by
15 the Office of Real Estate Appraisers, or certified by the State Board of Equalization, for the
16 unexpired portion of a three-year term ending September 2, 2024.

Assessment Appeals Board
City and County of San Francisco
(415) 554-6778 Fax (415) 554-6775



City Hall, Room 405
1 Dr. Carlton B. Goodlett Place
San Francisco, CA 94102-4697

Complete and return this original Application to the Assessment Appeals Board

Application for Appointment to:
(Please circle one)

Board 1

or

Board 1 Alternate

Board 2

or

Board 2 Alternate

Board 3

or

Board 3 Alternate

Enter your name, mailing address and daytime telephone number in the spaces provided. Because this form is a document available for public review, you may list your business/office address, telephone number and e-mail address in lieu of your home address or other personal contact information.

Do you authorize release of your private/personal information? ☐ yes ☒ no

Name: Scott Spertzel Home Address: _____

City: _____ State: _____ Zip code: _____

Business Address: 875 4th Street, Suite 5 City: San Rafael State: CA Zip Code: 94901

Home Phone: _____ Work Phone: 415-508-3377 Fax #: _____

Pager #: _____ E-Mail Address: _____

Are you a United States citizen, or a resident alien who is eligible for and has applied for citizenship? ☒ Yes ☐ No

Have you ever been convicted of a felony in this state, or convicted of any offense which, if committed in this state, would be a felony? ☐ Yes ☒ No

(If yes, please attach a statement describing the offense(s) for which you have been convicted, the date of the conviction(s), and the court(s) that convicted you.)

Pursuant to Ordinance No. 393-98 the following qualifications are required:

A person shall not be eligible for nomination for membership on an assessment appeals board unless he or she has a minimum of five years' professional experience in this state as one of the following: (1) certified public accountant or public accountant; (2) licensed real estate broker; (3) attorney; or (4) property appraiser accredited by a nationally recognized professional organization, or property appraiser certified by either the Office of Real Estate Appraiser or by the State Board of Equalization. Documentation of qualifying experience must be submitted with this application form. This requirement does not apply to incumbent board members nominated for appointment to their same seats.

Please state your qualifications: Certified Public Accountant, Certified Fraud Examiner, Board Member for 12 years

Please state your business and/or professional experience: Twenty five years auditing and forensic accountant expert

Occupation: Forensic accountant/expert Education: BS Business Administration Concentration Accountin

Civic Activities: St Anne of the Sunset, SF Marin Food Bank, Catholic Charities

Ethnicity (optional): _____ Sex (optional): ☐ M ☐ F

Other Personal Information (optional) _____

Would you be able to attend Day Meetings? ☒ Yes ☐ No Evening meetings? ☐ Yes ☒ No

How many days a week would you be available for hearings? 2-3 How many evenings a week? 0

Have you attended an Assessment Appeals Board meeting? ☒ Yes ☐ No

Appearance before the RULES COMMITTEE is a requirement before any appointment can be made.

Please Note: Your application will be retained for one year.

Date: 7/13/2021

Applicant's Signature: [Signature]

For Office Use Only: Appointed to Board #: _____ Seat #: _____ Term Expires: _____



Information About the Assessment Appeals Boards

Purpose: To provide the taxpayers of San Francisco a means to appeal their property tax assessments.

Procedure: After an application is filed a hearing is scheduled to allow both the taxpayer and the Assessor an opportunity to present evidence upholding their opinions of the value of the property. A panel of three Assessment Appeals Board Members or a hearing officer will listen to the testimony, review documents, and question the participants. The panel or hearing officer then evaluates the evidence and decides what the assessment of the property will be.

Differences between Boards:

Board #1 is authorized to hear appeals regardless of value, type, or location.

Board #2 is only authorized to hear property assessed at less than \$50 million, excluding possessory interests and applications concerning real property located all or in part within Assessor's Blocks 1 through 876 and 3701 through 3899, inclusive.

Board #3 is the same as Board #2, however the members primarily serve as hearing officers (see below) for day and evening hearings of residential property comprised of four units or less.

Duties of Assessment Appeals Board Members & Alternates: To listen to testimony, review documents, and ask questions of the taxpayer and Assessor in order to determine the correct assessment of property according to the applicable California Revenue and Taxation Codes.

Duties of the Alternates: The same, except that they substitute for regular board members who cannot attend the hearing.

Hearing Officers: All board members and alternates act as hearing officers. Hearing officers perform the same duties as the board panel except that they can only hear applications on single family residences, condominiums, cooperatives, or multiple-family dwellings of four units or less. Hearing officers meet with the taxpayer and the Assessor's representative to evaluate their evidence. Afterwards, the hearing officer makes a recommendation of value that can be accepted or rejected by either the taxpayer or Assessor. If the value is rejected, the appeal will be re-scheduled before a panel of three Assessment Appeals Board members for final disposition.

Dates and Times of Meetings: The Assessment Appeals Board meets Monday through Friday. There are two daily sessions. The first starts at 9:30 A.M. and the second at 1:30 P.M. In addition, there are evening sessions that start at 5:30 P.M. as needed for hearing officers only. Each session lasts until all the calendared items are acted upon.

Composition of the Board: Due to the demanding hearing schedule, there are five regular members and three alternate members on each board. Members are chosen on a rotating basis from the five regular members to create a three-member panel to hear appeal applications.

Compensation: \$125 for each half-day or evening session of service.

TERM: _____

CALIFORNIA FORM 700
 FAIR POLITICAL PRACTICES COMMISSION
 A PUBLIC DOCUMENT

STATEMENT OF ECONOMIC INTERESTS
COVER PAGE

Date Initial Filing Received

Filing Official Use Only

 E-Filed
 03/09/2021
 12:28:58

 Filing ID:
 199270967

Please type or print in ink.

 NAME OF FILER (LAST) (FIRST) (MIDDLE)
 Spertzel, Scott
1. Office, Agency, or Court

Agency Name (Do not use acronyms)

City and County of San Francisco

Division, Board, Department, District, if applicable

Your Position

Assessment Appeals Board

Member

► If filing for multiple positions, list below or on an attachment. (Do not use acronyms)

Agency: _____ Position: _____

2. Jurisdiction of Office (Check at least one box)☐ State☐ Judge, Retired Judge, Pro Tem Judge, or Court Commissioner
(Statewide Jurisdiction)☐ Multi-County _____☒ County of San Francisco☐ City of _____☐ Other _____**3. Type of Statement (Check at least one box)**☒ Annual: The period covered is January 1, 2020 through
December 31, 2020☐ Leaving Office: Date Left ____/____/____

(Check one circle)

-or-

The period covered is ____/____/____, through
December 31, 2020☐ The period covered is January 1, 2020 through the date of
leaving office.☐ Assuming Office: Date assumed ____/____/____☐ The period covered is ____/____/____, through the date
of leaving office.☐ Candidate: Date of Election _____ and office sought, if different than Part 1: _____**4. Schedule Summary (must complete)**► Total number of pages including this cover page: 4**Schedules attached**☐ Schedule A-1 - Investments - schedule attached☒ Schedule C - Income, Loans, & Business Positions - schedule attached☒ Schedule A-2 - Investments - schedule attached☐ Schedule D - Income - Gifts - schedule attached☒ Schedule B - Real Property - schedule attached☐ Schedule E - Income - Gifts - Travel Payments - schedule attached

-or-

☐ None - No reportable interests on any schedule**5. Verification**
 MAILING ADDRESS STREET CITY STATE ZIP CODE
 (Business or Agency Address Recommended - Public Document)

San Rafael

CA

94901

DAYTIME TELEPHONE NUMBER

E-MAIL ADDRESS

()

 I have used all reasonable diligence in preparing this statement. I have reviewed this statement and to the best of my knowledge the information contained
 herein and in any attached schedules is true and complete. I acknowledge this is a public document.

I certify under penalty of perjury under the laws of the State of California that the foregoing is true and correct.

 Date Signed 03/09/2021
 (month, day, year)

 Signature Scott Spertzel
 (File the originally signed paper statement with your filing official.)

SCHEDULE A-2

Investments, Income, and Assets of Business Entities/Trusts

(Ownership Interest is 10% or Greater)

CALIFORNIA FORM 700
FAIR POLITICAL PRACTICES COMMISSION
Name Spertzel, Scott

▶ 1. BUSINESS ENTITY OR TRUST

Five Corners Consulting Group

Name

San Rafael, CA 94901

Address (Business Address Acceptable)

Check one

☐ Trust, go to 2 ☒ Business Entity, complete the box, then go to 2
GENERAL DESCRIPTION OF THIS BUSINESS

Consulting

FAIR MARKET VALUE

IF APPLICABLE, LIST DATE:

☐ \$0 - \$1,999☐ \$2,000 - \$10,000☐ \$10,001 - \$100,000☒ \$100,001 - \$1,000,000☐ Over \$1,000,000
 _____/_____/20
 ACQUIRED

 _____/_____/20
 DISPOSED

NATURE OF INVESTMENT

☒ Partnership ☐ Sole Proprietorship ☐ _____

Other

YOUR BUSINESS POSITION Principal**▶ 2. IDENTIFY THE GROSS INCOME RECEIVED (INCLUDE YOUR PRO RATA SHARE OF THE GROSS INCOME TO THE ENTITY/TRUST)**☐ \$0 - \$499☐ \$10,001 - \$100,000☐ \$500 - \$1,000☒ OVER \$100,000☐ \$1,001 - \$10,000**▶ 3. LIST THE NAME OF EACH REPORTABLE SINGLE SOURCE OF INCOME OF \$10,000 OR MORE (Attach a separate sheet if necessary.)**☐ None or ☒ Names listed below

Troutman Pepper Hamilton Sanders LLP

Wilson Sonsini Goodrich & Rosati, P.C.

Proskauer

▶ 4. INVESTMENTS AND INTERESTS IN REAL PROPERTY HELD OR LEASED BY THE BUSINESS ENTITY OR TRUST

Check one box:

☐ INVESTMENT☐ REAL PROPERTY

Name of Business Entity, if Investment, or

Assessor's Parcel Number or Street Address of Real Property

Description of Business Activity or

City or Other Precise Location of Real Property

FAIR MARKET VALUE

IF APPLICABLE, LIST DATE:

☐ \$2,000 - \$10,000☐ \$10,001 - \$100,000☐ \$100,001 - \$1,000,000☐ Over \$1,000,000
 _____/_____/20
 ACQUIRED

 _____/_____/20
 DISPOSED

NATURE OF INTEREST

☐ Property Ownership/Deed of Trust☐ Stock☐ Partnership
☐ Leasehold _____
 Yrs. remaining
☐ Other _____
☐ Check box if additional schedules reporting investments or real property are attached
▶ 1. BUSINESS ENTITY OR TRUST

Name

Address (Business Address Acceptable)

Check one

☐ Trust, go to 2 ☐ Business Entity, complete the box, then go to 2
GENERAL DESCRIPTION OF THIS BUSINESS

FAIR MARKET VALUE

IF APPLICABLE, LIST DATE:

☐ \$0 - \$1,999☐ \$2,000 - \$10,000☐ \$10,001 - \$100,000☐ \$100,001 - \$1,000,000☐ Over \$1,000,000
 _____/_____/20
 ACQUIRED

 _____/_____/20
 DISPOSED

NATURE OF INVESTMENT

☐ Partnership ☐ Sole Proprietorship ☐ _____

Other

YOUR BUSINESS POSITION _____

▶ 2. IDENTIFY THE GROSS INCOME RECEIVED (INCLUDE YOUR PRO RATA SHARE OF THE GROSS INCOME TO THE ENTITY/TRUST)☐ \$0 - \$499☐ \$10,001 - \$100,000☐ \$500 - \$1,000☐ OVER \$100,000☐ \$1,001 - \$10,000**▶ 3. LIST THE NAME OF EACH REPORTABLE SINGLE SOURCE OF INCOME OF \$10,000 OR MORE (Attach a separate sheet if necessary.)**☐ None or ☐ Names listed below**▶ 4. INVESTMENTS AND INTERESTS IN REAL PROPERTY HELD OR LEASED BY THE BUSINESS ENTITY OR TRUST**

Check one box:

☐ INVESTMENT☐ REAL PROPERTY

Name of Business Entity, if Investment, or

Assessor's Parcel Number or Street Address of Real Property

Description of Business Activity or

City or Other Precise Location of Real Property

FAIR MARKET VALUE

IF APPLICABLE, LIST DATE:

☐ \$2,000 - \$10,000☐ \$10,001 - \$100,000☐ \$100,001 - \$1,000,000☐ Over \$1,000,000
 _____/_____/20
 ACQUIRED

 _____/_____/20
 DISPOSED

NATURE OF INTEREST

☐ Property Ownership/Deed of Trust☐ Stock☐ Partnership
☐ Leasehold _____
 Yrs. remaining
☐ Other _____
☐ Check box if additional schedules reporting investments or real property are attached

Comments: _____

CALIFORNIA FORM 700 FAIR POLITICAL PRACTICES COMMISSION Name <u>Spertzel, Scott</u>

SCHEDULE B
Interests in Real Property
 (Including Rental Income)

► ASSESSOR'S PARCEL NUMBER OR STREET ADDRESS

1735 7th Ave

CITY

San Francisco

FAIR MARKET VALUE

☐ \$2,000 - \$10,000

☐ \$10,001 - \$100,000

☐ \$100,001 - \$1,000,000

☒ Over \$1,000,000

IF APPLICABLE, LIST DATE:

____/____/20 ____/____/20
 ACQUIRED DISPOSED

NATURE OF INTEREST

☒ Ownership/Deed of Trust

☐ Easement

☐ Leasehold

Yrs. remaining

☐

Other

IF RENTAL PROPERTY, GROSS INCOME RECEIVED

☐ \$0 - \$499

☐ \$500 - \$1,000

☐ \$1,001 - \$10,000

☐ \$10,001 - \$100,000

☐ OVER \$100,000

SOURCES OF RENTAL INCOME: If you own a 10% or greater interest, list the name of each tenant that is a single source of income of \$10,000 or more.

☐ None

► ASSESSOR'S PARCEL NUMBER OR STREET ADDRESS

CITY

FAIR MARKET VALUE

☐ \$2,000 - \$10,000

☐ \$10,001 - \$100,000

☐ \$100,001 - \$1,000,000

☐ Over \$1,000,000

IF APPLICABLE, LIST DATE:

____/____/20 ____/____/20
 ACQUIRED DISPOSED

NATURE OF INTEREST

☐ Ownership/Deed of Trust

☐ Easement

☐ Leasehold

Yrs. remaining

☐

Other

IF RENTAL PROPERTY, GROSS INCOME RECEIVED

☐ \$0 - \$499

☐ \$500 - \$1,000

☐ \$1,001 - \$10,000

☐ \$10,001 - \$100,000

☐ OVER \$100,000

SOURCES OF RENTAL INCOME: If you own a 10% or greater interest, list the name of each tenant that is a single source of income of \$10,000 or more.

☐ None

* You are not required to report loans from a commercial lending institution made in the lender's regular course of business on terms available to members of the public without regard to your official status. Personal loans and loans received not in a lender's regular course of business must be disclosed as follows:

NAME OF LENDER*

ADDRESS (Business Address Acceptable)

BUSINESS ACTIVITY, IF ANY, OF LENDER

INTEREST RATE

TERM (Months/Years)

_____% ☐ None

HIGHEST BALANCE DURING REPORTING PERIOD

☐ \$500 - \$1,000

☐ \$1,001 - \$10,000

☐ \$10,001 - \$100,000

☐ OVER \$100,000

☐ Guarantor, if applicable

NAME OF LENDER*

ADDRESS (Business Address Acceptable)

BUSINESS ACTIVITY, IF ANY, OF LENDER

INTEREST RATE

TERM (Months/Years)

_____% ☐ None

HIGHEST BALANCE DURING REPORTING PERIOD

☐ \$500 - \$1,000

☐ \$1,001 - \$10,000

☐ \$10,001 - \$100,000

☐ OVER \$100,000

☐ Guarantor, if applicable

Comments:

SCHEDULE C **Income, Loans, & Business Positions** (Other than Gifts and Travel Payments)

CALIFORNIA FORM 700
FAIR POLITICAL PRACTICES COMMISSION
Name _____
Spertzel, Scott

▶ 1. INCOME RECEIVED

NAME OF SOURCE OF INCOME

JAMS

ADDRESS (Business Address Acceptable)

San Francisco, CA 94111

BUSINESS ACTIVITY, IF ANY, OF SOURCE

Salary

YOUR BUSINESS POSITION

National Director of Practice Development

GROSS INCOME RECEIVED

☐ No Income - Business Position Only☐ \$500 - \$1,000☐ \$1,001 - \$10,000☐ \$10,001 - \$100,000☒ OVER \$100,000

CONSIDERATION FOR WHICH INCOME WAS RECEIVED

☐ Salary ☒ Spouse's or registered domestic partner's income
(For self-employed use Schedule A-2.)☐ Partnership (Less than 10% ownership. For 10% or greater use
Schedule A-2.)☐ Sale of _____
(Real property, car, boat, etc.)☐ Loan repayment☐ Commission or ☐ Rental Income, list each source of \$10,000 or more

(Describe)

☐ Other _____
(Describe)**▶ 1. INCOME RECEIVED**

NAME OF SOURCE OF INCOME

City & County of San Francisco

ADDRESS (Business Address Acceptable)

San Francisco, CA 94103

BUSINESS ACTIVITY, IF ANY, OF SOURCE

Salary

YOUR BUSINESS POSITION

Board Member

GROSS INCOME RECEIVED

☐ No Income - Business Position Only☐ \$500 - \$1,000☒ \$1,001 - \$10,000☐ \$10,001 - \$100,000☐ OVER \$100,000

CONSIDERATION FOR WHICH INCOME WAS RECEIVED

☒ Salary ☐ Spouse's or registered domestic partner's income
(For self-employed use Schedule A-2.)☐ Partnership (Less than 10% ownership. For 10% or greater use
Schedule A-2.)☐ Sale of _____
(Real property, car, boat, etc.)☐ Loan repayment☐ Commission or ☐ Rental Income, list each source of \$10,000 or more

(Describe)

☐ Other _____
(Describe)**▶ 2. LOANS RECEIVED OR OUTSTANDING DURING THE REPORTING PERIOD**

* You are not required to report loans from a commercial lending institution, or any indebtedness created as part of a retail installment or credit card transaction, made in the lender's regular course of business on terms available to members of the public without regard to your official status. Personal loans and loans received not in a lender's regular course of business must be disclosed as follows:

NAME OF LENDER*

ADDRESS (Business Address Acceptable)

BUSINESS ACTIVITY, IF ANY, OF LENDER

HIGHEST BALANCE DURING REPORTING PERIOD

☐ \$500 - \$1,000☐ \$1,001 - \$10,000☐ \$10,001 - \$100,000☐ OVER \$100,000

INTEREST RATE

TERM (Months/Years)

_____% ☐ None

SECURITY FOR LOAN

☐ None ☐ Personal residence☐ Real Property _____
Street address

City

☐ Guarantor _____☐ Other _____
(Describe)

Comments: _____

Assessment Appeals Board
City and County of San Francisco
(415) 554-6778 Fax (415) 554-6775



City Hall, Room 405
1 Dr. Carlton B. Goodlett Place
San Francisco, CA 94102-4697

Complete and return this original Application to the Assessment Appeals Board

Application for Appointment to:
(Please circle one)

Board 1
Board 2
Board 3

or **Board 1 Alternate**
or **Board 2 Alternate**
or **Board 3 Alternate**

Enter your name, mailing address and daytime telephone number in the spaces provided. Because this form is a document available for public review, you may list your business/office address, telephone number and e-mail address in lieu of your home address or other personal contact information.

Do you authorize release of your private/personal information? ☐ yes ☒ no

Name: John R Kaeuper Home Address: _____

City: _____ State: _____ Zip code: _____

Business Address: J Kaeuper & Co, 388 Market St, Ste 1300 City: San Francisco State: CA Zip Code: 94111

Home Phone: _____ Work Phone: 415.512.7034 Fax #: 866.661.0096

Pager #: _____ E-Mail Address: _____

Are you a United States citizen, or a resident alien who is eligible for and has applied for citizenship? ☒ Yes ☐ No

Have you ever been convicted of a felony in this state, or convicted of any offense which, if committed in this state, would be a felony? ☐ Yes ☒ No

(If yes, please attach a statement describing the offense(s) for which you have been convicted, the date of the conviction(s), and the court(s) that convicted you.)

Pursuant to Ordinance No. 393-98 the following qualifications are required:

A person shall not be eligible for nomination for membership on an assessment appeals board unless he or she has a minimum of five years' professional experience in this state as one of the following: (1) certified public accountant or public accountant; (2) licensed real estate broker; (3) attorney; or (4) property appraiser accredited by a nationally recognized professional organization, or property appraiser certified by either the Office of Real Estate Appraiser or by the State Board of Equalization. Documentation of qualifying experience must be submitted with this application form. This requirement does not apply to incumbent board members nominated for appointment to their same seats.

Please state your qualifications: MAI Member of the Appraisal Institute; Certified General Appraiser (BRE# AG006247); Licensed Real Estate Broker (DRE# 00597723)

Please state your business and/or professional experience: Commercial appraiser since 1987; Principal of J Kaeuper & Co (commercial appraisers) since 1994; previously agent/broker since 1978

Occupation: Commercial real estate appraiser (full-time) Education: MBA Finance, SF State U; BA English/Poli Sci, Miami U (Ohio)

Civic Activities: Director & Board President - GG Chapter of Hosting International; World Affairs Council; Commonwealth Club; SPUR

Ethnicity (optional): n/a Sex (optional): ☒ M ☐ F

Other Personal Information (optional) n/a

Would you be able to attend Day Meetings? ☒ Yes ☐ No Evening meetings? ☒ Yes ☐ No

How many days a week would you be available for hearings? 2-3 How many evenings a week? 1-2

Have you attended an Assessment Appeals Board meeting? ☒ Yes ☐ No

Appearance before the RULES COMMITTEE is a requirement before any appointment can be made.

Please Note: Your application will be retained for one year.

Date: May 6, 2021

Applicant's Signature: John R Kaeuper

For Office Use Only: Appointed to Board #: _____ Seat #: _____ Term Expires: _____

Revised July 2013

Department of Consumer Affairs
Bureau of Real Estate Appraisers



Licensee Details

New Search

First Name:	John
Middle Initial:	R
Last Name:	Kaeuper
License Number:	006247
Company:	J. Kaeuper & Co.
Phone:	(415) 512-7034
Street:	388 Market St Ste 1300
City:	San Francisco
State:	CA
Zip:	94111
County:	San Francisco
License Level:	AG
License Status:	Active
Effective Date:	01/03/2021
End Date:	01/02/2023
Renewal Effective Date:	
Renewal Expiration Date:	
Next Renewal:	USPAP
Compliance:	
ADA Documents:	

License History

License	Status	Start Date	End Date
Certified General	Renewal	01/03/2021	01/02/2023
Certified General	Renewal	01/03/2019	01/02/2021
Certified General	Renewal	01/03/2017	01/02/2019
Certified General	Renewal	01/03/2015	01/02/2017
Certified General	Renewal	01/03/2013	01/02/2015
Certified General	Renewal	01/03/2011	01/02/2013
Certified General	Renewal	01/03/2009	01/02/2011
Certified General	Renewal	01/03/2007	01/02/2009
Certified General	Renewal	01/03/2005	01/02/2007
Certified General	Renewal	01/03/2003	01/02/2005
Certified General	Renewal	11/21/2000	11/20/2002
Certified General	Renewal	11/21/1996	11/20/2000
Certified General	Initial	06/19/1992	11/20/1996

Course History

Course History shown for January 1, 2013 and beyond. Contact BREa for further history.

Completed Date	Course Title	Course Number
10/19/2020	2020 Annual Fall Conference	20CP754601436
06/03/2020	Federal and California Statutory and Regulatory Laws	19CP754601362
04/25/2020	2020-2021 Online 7 Hour USPAP Update Course	19CP754601413
09/27/2019	2019 Annual Fall Conference	19CP754601393
05/09/2019	2019 Spring Litigation Conference	19CP754601373
12/14/2018	2018-2019 Online 7-hour Equivalent USPAP Update Course	18CP754601306
10/19/2018	2018 Annual Fall Conference	18CP754601336
08/24/2018	Vineyard Valuation 2018	18CP754601331
05/17/2018	2018 Spring Litigation Conference	18CP754601320
05/11/2017	2017 Spring Litigation Conference	17CP754601260
11/11/2016	Laws and Regulations for California Appraisers	16CP167303065
11/07/2016	Online Introduction to Green Buildings: Principles & Concepts	12CP754601017
10/26/2016	2016-2017 Online 7-Hour National USPAP Update Equivalent Course	16CP754601208
10/19/2016	2016 Annual Fall Conference	16CP754601218
09/02/2016	Online Eminent Domain & Condemnation	15CP754601192
08/28/2016	Online Analyzing Operating Expenses	06754C927
08/20/2016	Online Forecasting Revenue	08754C088
05/19/2016	2016 Spring Litigation Conference	16CP754601207
05/21/2015	2015 Spring Litigation Conference	15CP754601165
11/04/2014	Online 7-Hour 2014-2015 National Uspap Update Equivalent Course	14CP754601126

[New Search](#)

[Back to Top](#)
[Conditions of Use](#)
[Privacy Policy](#)
[Accessibility](#)
[Contact Us](#)

STATE OF CALIFORNIA DEPARTMENT OF REAL ESTATE

In reviewing a licensee's information, please be aware that license discipline information may have been removed from a licensee's record pursuant to Business & Professions Code Section 10083.2 (c). However, discipline information may be available from the California Department of Real Estate upon submittal of a request, or by calling the Department's public information line at 1-877-373-4542.

The license information shown below represents public information. It will not reflect pending licensing changes which are being reviewed for subsequent updating. Although the business and mailing addresses of real estate licensees are included, this information is not intended for mass mailing purposes.

Some historical disciplinary action documents may not be in compliance with certain accessibility functions. For assistance with these documents, please contact the Department's Licensing Flag Section.

License information taken from records of the Department of Real Estate on 5/21/2020 4:25:39 PM

License Type:	BROKER
Name:	Kaeuper, John R
Mailing Address:	52 TURQUOISE WAY SAN FRANCISCO, CA 94131
License ID:	00597723
Expiration Date:	04/29/22
<u>License Status:</u>	LICENSED
<u>Broker License Issued:</u>	11/24/81 (Unofficial -- taken from secondary records)
Former Name(s):	NO FORMER NAMES
Main Office:	388 MARKET ST SUITE 1300 SAN FRANCISCO, CA 94111
DBA	Kaeuper Lustic & Assoc ACTIVE FROM 12/08/1982 TO 07/28/1987 Kaeuper Lustic & Co ACTIVE FROM 12/08/1982 TO 06/19/1987 NO CURRENT DBAS
Branches:	NO CURRENT BRANCHES
Affiliated Licensed Corporation(s):	NO CURRENT AFFILIATED CORPORATIONS
<u>Comment:</u>	NO DISCIPLINARY ACTION NO OTHER PUBLIC COMMENTS >>>> Public information request complete <<<<

MEMBERSHIP CERTIFICATE

This Certifies That

John R. Kaeuper

has been admitted to membership as an

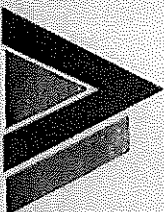

MAI Member

in the Appraisal Institute and is
entitled to all the rights and privileges of membership
subject only to the limitations and conditions set forth from time to time
in the Bylaws and Regulations of the Appraisal Institute.

In Witness Whereof, the Board of Directors of the Appraisal Institute has
authorized this certificate to be signed in its behalf by the President, and the
Corporate Seal to be herewith affixed on this *10th* day of *October, 1994*.

Donald C. Brown, MAI
President

THIS CERTIFICATE IS THE PROPERTY OF THE APPRAISAL INSTITUTE
AND MUST BE RETURNED TO THE SECRETARY UPON TERMINATION OF MEMBERSHIP



**APPRAISAL
INSTITUTE**

Appraiser's Qualifications

John R. Kaeuper, MAI

john.kaeuper@jkcompany.net

J Kaeuper & Company

388 Market Street
Suite 1300
San Francisco CA 94111

Professional Licenses and Affiliations

MAI (Member of the Appraisal Institute #10540.
Certified General Real Estate Appraiser (California)
#AG006247.
Real Estate Broker (California) #00597723.
International Right-of-Way Association.

Real Estate Experience

J. Kaeuper & Company (Principal), Appraiser, since
May 1993.
Pacific Gas & Electric Co., Property Appraiser, July
1989 until April 1993.
Arthur Gimmy International, San Francisco. Appraiser
December 1987 through June 1989.
J. Kaeuper & Co. (formerly Kaeuper, Lustic & Co.),
Principal, 1982 to 1987. Real estate broker.
Real Estate Agent & Broker, 1978-81.

Education

MBA, San Francisco State University.
BA, Miami University (Ohio).
Student, Miami University Luxembourg (Europe).
Student, Goethe Institute Munich.

Appraisal Institute Courses & Examinations

Standards of Professional Practice
Advanced Income Capitalization
Case Studies
Report Writing & Valuation Analysis
Appraisal Principles
Appraisal Procedures
Basic Income Capitalization
The Appraiser as an Expert Witness
Eminent Domain and Condemnation
Valuation of Detrimental Conditions

Appraisal Institute Seminars and Workshops

Appraisal Practices for Litigation
Commercial Construction Overview
Real Estate Damage Economics
Subdivision Analysis
Rates and Ratios: Making Sense of GIMs, OARs and
CDF
Analyzing Distressed Real Estate

Affordable Housing
Comparative Analysis
Feasibility, Market Value, Investment Timing: Option
Value
Marshall & Swift Cost Training
Site Use and Valuation Analysis
Appraisal Review - Income Properties
The Uniform Commercial/Industrial Appraisal Report
Understanding Limited Appraisals
The Appraiser's Complete Review
Vineyard Valuation II, III & V
Inspecting Commercial Properties
Forecasting Revenue
Analyzing Operating Expenses
Subdivision Valuation
Annual Spring Litigation Conference (multiple)
Business Practices and Ethics
GIS - The Executive Overview
Business Practices and Ethics
Data Verification Methods
What Commercial Clients Would Like Appraisers to
Know
Apartment Appraisal Concepts & Applications
The Discounted Cash Flow Model: Concepts, Issues
and Applications
Small Hotel/Motel Valuation
Real Estate Finance Statistics and Valuation Modeling
Appraisal Regulations of the Federal Banking Agencies
Federal and California Statutory and Regulatory Laws
Periodic USPAP Update
Introduction to Green Buildings: Principles &
Concepts

International Right-of-Way Association Seminars, Workshops and Conferences

Wetlands Valuation Issues
Corridor Valuation
Partial Acquisitions - Legal Issues and Update
Contaminated Properties
How to Plan and Execute a Successful Right-of-Way
Project

tel 415.512.7034
fax 866.661.0096
<http://www.jkcompany.net>

Commercial Real Estate Appraisers and Consultants

Appraiser's Qualifications

John R. Kaeuper, MAI

National Conference 1995 - Railroad Day

Eminent Domain and Mock Trial

College-level Real Estate Courses

Real Estate Law

Real Estate Appraisal

Real Estate Principles

Real Estate Finance

Real Estate Ethics

Real Estate Practice

Commercial Real Estate Lease Law

Other

CLE Condemnation Seminar for California Attorneys

The Technical Inspection of Real Estate

UC Berkeley Annual Real Estate & Economics

Symposium (Multiple Times)

Continuing education for brokers license.

Qualified as Expert Witness

Superior Court

Alameda County

San Francisco County

Santa Clara County

Contra Costa County

San Mateo County

Stanislaus County

Municipal Court

Arbitration & Mediation Proceedings

California Public Utilities Commission

Property Types Appraised

Vacant Land and Acreage

Industrial

Commercial

Residential

Agricultural

Timberland

Open Space

Wetlands

Improved Properties

Office - CBD & Suburban

Warehouse

R&D

Light Industrial

Heavy Industrial

Retail

Apartment

Hotel

Mixed Use

Various Special Purpose Properties

Right-of-Way and Easements

Conservation Easements

Riparian Easements

Canals

Electric Transmission Lines

Electric Distribution Lines

Gas Pipelines

Petroleum Pipelines

Water Pipelines

Sewer Pipelines

Railroad Properties

Partial Acquisitions

Air Rights

Underground Rights

Active Railroad R/W

Inactive Railroad R/W

Multi-Parcel Feasibility Studies

Telecommunications Facilities

Other

Partial Interests

Utility Properties

Port Properties (San Francisco & Oakland)

Contaminated Properties

Environmentally Sensitive Properties

Construction Defects

Land Leases

Appraised in 38 California Counties

**STATEMENT OF ECONOMIC INTERESTS
COVER PAGE
A PUBLIC DOCUMENT**

Date Initial Filing Received
Filing Official Use Only

Please type or print in ink.

NAME OF FILER (LAST) (FIRST) (MIDDLE)
Kaeuper John R

1. Office, Agency, or Court

Agency Name (Do not use acronyms)

Office of the Assessor-Recorder

Division, Board, Department, District, if applicable

Assessment Appeals Board

Your Position

Board Member

► If filing for multiple positions, list below or on an attachment. (Do not use acronyms)

Agency: Position:

2. Jurisdiction of Office (Check at least one box)

☐ State

☐ Judge, Retired Judge, Pro Tem Judge, or Court Commissioner
(Statewide Jurisdiction)

☐ Multi-County

☒ County of San Francisco

☐ City of

☐ Other

3. Type of Statement (Check at least one box)

☒ Annual: The period covered is January 1, 2020, through December 31, 2020.

-or-

The period covered is / / , through December 31, 2020.

☐ Leaving Office: Date Left / /
(Check one circle.)

☐ The period covered is January 1, 2020, through the date of leaving office.

-or-

☐ The period covered is / / , through the date of leaving office.

☐ Assuming Office: Date assumed / /

☐ Candidate: Date of Election and office sought, if different than Part 1:

4. Schedule Summary (must complete) ► Total number of pages including this cover page:

Schedules attached

☒ Schedule A-1 - Investments - schedule attached

☐ Schedule C - Income, Loans, & Business Positions - schedule attached

☒ Schedule A-2 - Investments - schedule attached

☐ Schedule D - Income - Gifts - schedule attached

☒ Schedule B - Real Property - schedule attached

☐ Schedule E - Income - Gifts - Travel Payments - schedule attached

-or- ☐ None - No reportable interests on any schedule

5. Verification

MAILING ADDRESS STREET
(Business or Agency Address Recommended - Public Document)
388 Market St, Ste 1300

CITY
San Francisco

STATE
CA

ZIP CODE
94111

DAYTIME TELEPHONE NUMBER
(415) 512-7034

EMAIL ADDRESS
john.kaeuper@jkcompany.net

I have used all reasonable diligence in preparing this statement. I have reviewed this statement and to the best of my knowledge the information contained herein and in any attached schedules is true and complete. I acknowledge this is a public document.

I certify under penalty of perjury under the laws of the State of California that the foregoing is true and correct.

Date Signed May 10, 2021
(month, day, year)

Signature
(File the originally signed paper statement with your filing official.)

Print

Clear

SCHEDULE A-1**Investments****Stocks, Bonds, and Other Interests**

(Ownership Interest is Less Than 10%)

Investments must be itemized.

Do not attach brokerage or financial statements.

CALIFORNIA FORM 700

FAIR POLITICAL PRACTICES COMMISSION

Name

▶ NAME OF BUSINESS ENTITY

AT&T Inc

GENERAL DESCRIPTION OF THIS BUSINESS

Diversified Telecommunications Services

FAIR MARKET VALUE

☐ \$2,000 - \$10,000 ☒ \$10,001 - \$100,000
☐ \$100,001 - \$1,000,000 ☐ Over \$1,000,000

NATURE OF INVESTMENT

☒ Stock ☐ Other _____ (Describe)
☐ Partnership ☐ Income Received of \$0 - \$499
☒ Income Received of \$500 or More (Report on Schedule C)

IF APPLICABLE, LIST DATE:

_____/_____/20 _____/_____/20
ACQUIRED DISPOSED

▶ NAME OF BUSINESS ENTITY

Adobe Inc

GENERAL DESCRIPTION OF THIS BUSINESS

Software

FAIR MARKET VALUE

☐ \$2,000 - \$10,000 ☒ \$10,001 - \$100,000
☐ \$100,001 - \$1,000,000 ☐ Over \$1,000,000

NATURE OF INVESTMENT

☒ Stock ☐ Other _____ (Describe)
☐ Partnership ☐ Income Received of \$0 - \$499
☐ Income Received of \$500 or More (Report on Schedule C)

IF APPLICABLE, LIST DATE:

_____/_____/20 _____/_____/20
ACQUIRED DISPOSED

▶ NAME OF BUSINESS ENTITY

Air Products & Chemicals Inc

GENERAL DESCRIPTION OF THIS BUSINESS

Chemicals

FAIR MARKET VALUE

☐ \$2,000 - \$10,000 ☒ \$10,001 - \$100,000
☐ \$100,001 - \$1,000,000 ☐ Over \$1,000,000

NATURE OF INVESTMENT

☒ Stock ☐ Other _____ (Describe)
☐ Partnership ☐ Income Received of \$0 - \$499
☐ Income Received of \$500 or More (Report on Schedule C)

IF APPLICABLE, LIST DATE:

_____/_____/20 _____/_____/20
ACQUIRED DISPOSED

▶ NAME OF BUSINESS ENTITY

Apple Inc

GENERAL DESCRIPTION OF THIS BUSINESS

Technology Hardware, Storage & Peripherals

FAIR MARKET VALUE

☐ \$2,000 - \$10,000 ☐ \$10,001 - \$100,000
☒ \$100,001 - \$1,000,000 ☐ Over \$1,000,000

NATURE OF INVESTMENT

☒ Stock ☐ Other _____ (Describe)
☐ Partnership ☐ Income Received of \$0 - \$499
☐ Income Received of \$500 or More (Report on Schedule C)

IF APPLICABLE, LIST DATE:

_____/_____/20 _____/_____/20
ACQUIRED DISPOSED

▶ NAME OF BUSINESS ENTITY

AMSL Holdings NV (ADRs)

GENERAL DESCRIPTION OF THIS BUSINESS

Semiconductors & Semiconductor Equipment

FAIR MARKET VALUE

☐ \$2,000 - \$10,000 ☒ \$10,001 - \$100,000
☐ \$100,001 - \$1,000,000 ☐ Over \$1,000,000

NATURE OF INVESTMENT

☒ Stock ☐ Other _____ (Describe)
☐ Partnership ☐ Income Received of \$0 - \$499
☐ Income Received of \$500 or More (Report on Schedule C)

IF APPLICABLE, LIST DATE:

_____/_____/20 _____/_____/20
ACQUIRED DISPOSED

▶ NAME OF BUSINESS ENTITY

Boeing Co

GENERAL DESCRIPTION OF THIS BUSINESS

Aerospace & Defense

FAIR MARKET VALUE

☐ \$2,000 - \$10,000 ☒ \$10,001 - \$100,000
☐ \$100,001 - \$1,000,000 ☐ Over \$1,000,000

NATURE OF INVESTMENT

☒ Stock ☐ Other _____ (Describe)
☐ Partnership ☐ Income Received of \$0 - \$499
☐ Income Received of \$500 or More (Report on Schedule C)

IF APPLICABLE, LIST DATE:

_____/_____/20 _____/_____/20
ACQUIRED DISPOSED

Comments: _____

Print

Clear

SCHEDULE A-1**Investments****Stocks, Bonds, and Other Interests**

(Ownership Interest is Less Than 10%)

Investments must be itemized.

Do not attach brokerage or financial statements.

CALIFORNIA FORM 700

FAIR POLITICAL PRACTICES COMMISSION

Name

► NAME OF BUSINESS ENTITY
Bristol-Myers Squibb

GENERAL DESCRIPTION OF THIS BUSINESS
Pharmaceuticals

FAIR MARKET VALUE
☐ \$2,000 - \$10,000 ☒ \$10,001 - \$100,000
☐ \$100,001 - \$1,000,000 ☐ Over \$1,000,000

NATURE OF INVESTMENT
☒ Stock ☐ Other _____ (Describe)
☐ Partnership ☐ Income Received of \$0 - \$499
☐ Income Received of \$500 or More (Report on Schedule C)

IF APPLICABLE, LIST DATE:
_____/_____/20 ACQUIRED _____/_____/20 DISPOSED

► NAME OF BUSINESS ENTITY
Caterpillar Inc

GENERAL DESCRIPTION OF THIS BUSINESS
Machinery

FAIR MARKET VALUE
☐ \$2,000 - \$10,000 ☒ \$10,001 - \$100,000
☐ \$100,001 - \$1,000,000 ☐ Over \$1,000,000

NATURE OF INVESTMENT
☒ Stock ☐ Other _____ (Describe)
☐ Partnership ☐ Income Received of \$0 - \$499
☐ Income Received of \$500 or More (Report on Schedule C)

IF APPLICABLE, LIST DATE:
_____/_____/20 ACQUIRED _____/_____/20 DISPOSED

► NAME OF BUSINESS ENTITY
Cisco Systems Inc

GENERAL DESCRIPTION OF THIS BUSINESS
Communications Equipment

FAIR MARKET VALUE
☐ \$2,000 - \$10,000 ☒ \$10,001 - \$100,000
☐ \$100,001 - \$1,000,000 ☐ Over \$1,000,000

NATURE OF INVESTMENT
☒ Stock ☐ Other _____ (Describe)
☐ Partnership ☐ Income Received of \$0 - \$499
☐ Income Received of \$500 or More (Report on Schedule C)

IF APPLICABLE, LIST DATE:
_____/_____/20 ACQUIRED _____/_____/20 DISPOSED

► NAME OF BUSINESS ENTITY
Deere & Company

GENERAL DESCRIPTION OF THIS BUSINESS
Machinery

FAIR MARKET VALUE
☐ \$2,000 - \$10,000 ☒ \$10,001 - \$100,000
☐ \$100,001 - \$1,000,000 ☐ Over \$1,000,000

NATURE OF INVESTMENT
☒ Stock ☐ Other _____ (Describe)
☐ Partnership ☐ Income Received of \$0 - \$499
☐ Income Received of \$500 or More (Report on Schedule C)

IF APPLICABLE, LIST DATE:
_____/_____/20 ACQUIRED _____/_____/20 DISPOSED

► NAME OF BUSINESS ENTITY
Fluor Corp

GENERAL DESCRIPTION OF THIS BUSINESS
Construction & Engineering

FAIR MARKET VALUE
☒ \$2,000 - \$10,000 ☐ \$10,001 - \$100,000
☐ \$100,001 - \$1,000,000 ☐ Over \$1,000,000

NATURE OF INVESTMENT
☒ Stock ☐ Other _____ (Describe)
☐ Partnership ☐ Income Received of \$0 - \$499
☐ Income Received of \$500 or More (Report on Schedule C)

IF APPLICABLE, LIST DATE:
_____/_____/20 ACQUIRED _____/_____/20 DISPOSED

► NAME OF BUSINESS ENTITY
IBM Corp

GENERAL DESCRIPTION OF THIS BUSINESS
IT Services

FAIR MARKET VALUE
☐ \$2,000 - \$10,000 ☒ \$10,001 - \$100,000
☐ \$100,001 - \$1,000,000 ☐ Over \$1,000,000

NATURE OF INVESTMENT
☒ Stock ☐ Other _____ (Describe)
☐ Partnership ☐ Income Received of \$0 - \$499
☐ Income Received of \$500 or More (Report on Schedule C)

IF APPLICABLE, LIST DATE:
_____/_____/20 ACQUIRED _____/_____/20 DISPOSED

Comments: _____

Print

Clear

SCHEDULE A-1**Investments****Stocks, Bonds, and Other Interests**
(Ownership Interest is Less Than 10%)*Investments must be itemized.**Do not attach brokerage or financial statements.***CALIFORNIA FORM 700**
FAIR POLITICAL PRACTICES COMMISSION

Name _____

► NAME OF BUSINESS ENTITY
Illumina Inc

GENERAL DESCRIPTION OF THIS BUSINESS
Life Sciences Tools & Services

FAIR MARKET VALUE
☐ \$2,000 - \$10,000 ☒ \$10,001 - \$100,000
☐ \$100,001 - \$1,000,000 ☐ Over \$1,000,000

NATURE OF INVESTMENT
☒ Stock ☐ Other _____ (Describe)
☐ Partnership ☐ Income Received of \$0 - \$499
 ☐ Income Received of \$500 or More (Report on Schedule C)

IF APPLICABLE, LIST DATE:
_____/_____/20 ____/_____/20
ACQUIRED DISPOSED

► NAME OF BUSINESS ENTITY
Invesco Ltd

GENERAL DESCRIPTION OF THIS BUSINESS
Capital Markets

FAIR MARKET VALUE
☒ \$2,000 - \$10,000 ☐ \$10,001 - \$100,000
☐ \$100,001 - \$1,000,000 ☐ Over \$1,000,000

NATURE OF INVESTMENT
☒ Stock ☐ Other _____ (Describe)
☐ Partnership ☐ Income Received of \$0 - \$499
 ☐ Income Received of \$500 or More (Report on Schedule C)

IF APPLICABLE, LIST DATE:
_____/_____/20 ____/_____/20
ACQUIRED DISPOSED

► NAME OF BUSINESS ENTITY
Merck & Co. Inc

GENERAL DESCRIPTION OF THIS BUSINESS
Pharmaceuticals

FAIR MARKET VALUE
☐ \$2,000 - \$10,000 ☒ \$10,001 - \$100,000
☐ \$100,001 - \$1,000,000 ☐ Over \$1,000,000

NATURE OF INVESTMENT
☒ Stock ☐ Other _____ (Describe)
☐ Partnership ☐ Income Received of \$0 - \$499
 ☐ Income Received of \$500 or More (Report on Schedule C)

IF APPLICABLE, LIST DATE:
_____/_____/20 ____/_____/20
ACQUIRED DISPOSED

► NAME OF BUSINESS ENTITY
Metlife Inc

GENERAL DESCRIPTION OF THIS BUSINESS
Insurance

FAIR MARKET VALUE
☐ \$2,000 - \$10,000 ☒ \$10,001 - \$100,000
☐ \$100,001 - \$1,000,000 ☐ Over \$1,000,000

NATURE OF INVESTMENT
☒ Stock ☐ Other _____ (Describe)
☐ Partnership ☐ Income Received of \$0 - \$499
 ☐ Income Received of \$500 or More (Report on Schedule C)

IF APPLICABLE, LIST DATE:
_____/_____/20 ____/_____/20
ACQUIRED DISPOSED

► NAME OF BUSINESS ENTITY
Microsoft Corp

GENERAL DESCRIPTION OF THIS BUSINESS
Software

FAIR MARKET VALUE
☐ \$2,000 - \$10,000 ☒ \$10,001 - \$100,000
☐ \$100,001 - \$1,000,000 ☐ Over \$1,000,000

NATURE OF INVESTMENT
☒ Stock ☐ Other _____ (Describe)
☐ Partnership ☐ Income Received of \$0 - \$499
 ☐ Income Received of \$500 or More (Report on Schedule C)

IF APPLICABLE, LIST DATE:
_____/_____/20 ____/_____/20
ACQUIRED DISPOSED

► NAME OF BUSINESS ENTITY
Morgan Stanley

GENERAL DESCRIPTION OF THIS BUSINESS
Capital Markets

FAIR MARKET VALUE
☒ \$2,000 - \$10,000 ☐ \$10,001 - \$100,000
☐ \$100,001 - \$1,000,000 ☐ Over \$1,000,000

NATURE OF INVESTMENT
☒ Stock ☐ Other _____ (Describe)
☐ Partnership ☐ Income Received of \$0 - \$499
 ☐ Income Received of \$500 or More (Report on Schedule C)

IF APPLICABLE, LIST DATE:
_____/_____/20 ____/_____/20
ACQUIRED DISPOSED

Comments: _____

Print**Clear**

SCHEDULE A-1

Investments

Stocks, Bonds, and Other Interests

(Ownership Interest is Less Than 10%)

Investments must be itemized.

Do not attach brokerage or financial statements.

CALIFORNIA FORM 700
FAIR POLITICAL PRACTICES COMMISSION

Name

► NAME OF BUSINESS ENTITY
Nucor Corp

GENERAL DESCRIPTION OF THIS BUSINESS
Metals & Mining

FAIR MARKET VALUE
☐ \$2,000 - \$10,000 ☒ \$10,001 - \$100,000
☐ \$100,001 - \$1,000,000 ☐ Over \$1,000,000

NATURE OF INVESTMENT
☒ Stock ☐ Other _____ (Describe)
☐ Partnership ☐ Income Received of \$0 - \$499
 ☐ Income Received of \$500 or More (Report on Schedule C)

IF APPLICABLE, LIST DATE:
 _____/_____/20 _____/_____/20
 ACQUIRED DISPOSED

► NAME OF BUSINESS ENTITY
Salesforce.com

GENERAL DESCRIPTION OF THIS BUSINESS
Software

FAIR MARKET VALUE
☐ \$2,000 - \$10,000 ☐ \$10,001 - \$100,000
☒ \$100,001 - \$1,000,000 ☐ Over \$1,000,000

NATURE OF INVESTMENT
☒ Stock ☐ Other _____ (Describe)
☐ Partnership ☐ Income Received of \$0 - \$499
 ☐ Income Received of \$500 or More (Report on Schedule C)

IF APPLICABLE, LIST DATE:
 _____/_____/20 _____/_____/20
 ACQUIRED DISPOSED

► NAME OF BUSINESS ENTITY
Pfizer Inc

GENERAL DESCRIPTION OF THIS BUSINESS
Pharmaceuticals

FAIR MARKET VALUE
☐ \$2,000 - \$10,000 ☒ \$10,001 - \$100,000
☐ \$100,001 - \$1,000,000 ☐ Over \$1,000,000

NATURE OF INVESTMENT
☒ Stock ☐ Other _____ (Describe)
☐ Partnership ☐ Income Received of \$0 - \$499
 ☐ Income Received of \$500 or More (Report on Schedule C)

IF APPLICABLE, LIST DATE:
 _____/_____/20 _____/_____/20
 ACQUIRED DISPOSED

► NAME OF BUSINESS ENTITY
Tesla Inc

GENERAL DESCRIPTION OF THIS BUSINESS
Automobiles

FAIR MARKET VALUE
☐ \$2,000 - \$10,000 ☐ \$10,001 - \$100,000
☒ \$100,001 - \$1,000,000 ☐ Over \$1,000,000

NATURE OF INVESTMENT
☒ Stock ☐ Other _____ (Describe)
☐ Partnership ☐ Income Received of \$0 - \$499
 ☐ Income Received of \$500 or More (Report on Schedule C)

IF APPLICABLE, LIST DATE:
 _____/_____/20 _____/_____/20
 ACQUIRED DISPOSED

► NAME OF BUSINESS ENTITY
PNC Financial Services

GENERAL DESCRIPTION OF THIS BUSINESS
Banks

FAIR MARKET VALUE
☐ \$2,000 - \$10,000 ☒ \$10,001 - \$100,000
☐ \$100,001 - \$1,000,000 ☐ Over \$1,000,000

NATURE OF INVESTMENT
☒ Stock ☐ Other _____ (Describe)
☐ Partnership ☐ Income Received of \$0 - \$499
 ☐ Income Received of \$500 or More (Report on Schedule C)

IF APPLICABLE, LIST DATE:
 _____/_____/20 _____/_____/20
 ACQUIRED DISPOSED

► NAME OF BUSINESS ENTITY
Thermo Fisher Scientific

GENERAL DESCRIPTION OF THIS BUSINESS
Life Sciences Tools & Services

FAIR MARKET VALUE
☐ \$2,000 - \$10,000 ☐ \$10,001 - \$100,000
☒ \$100,001 - \$1,000,000 ☐ Over \$1,000,000

NATURE OF INVESTMENT
☒ Stock ☐ Other _____ (Describe)
☐ Partnership ☐ Income Received of \$0 - \$499
 ☐ Income Received of \$500 or More (Report on Schedule C)

IF APPLICABLE, LIST DATE:
 _____/_____/20 _____/_____/20
 ACQUIRED DISPOSED

Comments:

Print

Clear

SCHEDULE A-1**Investments****Stocks, Bonds, and Other Interests**
(Ownership Interest is Less Than 10%)*Investments must be itemized.**Do not attach brokerage or financial statements.***CALIFORNIA FORM 700**
FAIR POLITICAL PRACTICES COMMISSION

Name _____

► NAME OF BUSINESS ENTITY
Viartis Inc

GENERAL DESCRIPTION OF THIS BUSINESS
Pharmaceuticals

FAIR MARKET VALUE
☒ \$2,000 - \$10,000 ☐ \$10,001 - \$100,000
☐ \$100,001 - \$1,000,000 ☐ Over \$1,000,000

NATURE OF INVESTMENT
☒ Stock ☐ Other _____ (Describe)
☐ Partnership ☐ Income Received of \$0 - \$499
 ☐ Income Received of \$500 or More (Report on Schedule C)

IF APPLICABLE, LIST DATE:
 _____/_____/20 _____/_____/20
 ACQUIRED DISPOSED

► NAME OF BUSINESS ENTITY
W R Berkley Corp

GENERAL DESCRIPTION OF THIS BUSINESS
Insurance

FAIR MARKET VALUE
☐ \$2,000 - \$10,000 ☒ \$10,001 - \$100,000
☐ \$100,001 - \$1,000,000 ☐ Over \$1,000,000

NATURE OF INVESTMENT
☒ Stock ☐ Other _____ (Describe)
☐ Partnership ☐ Income Received of \$0 - \$499
 ☐ Income Received of \$500 or More (Report on Schedule C)

IF APPLICABLE, LIST DATE:
 _____/_____/20 _____/_____/20
 ACQUIRED DISPOSED

► NAME OF BUSINESS ENTITY
Alexandria Real Estate Equities

GENERAL DESCRIPTION OF THIS BUSINESS
Real Estate Investment Trust

FAIR MARKET VALUE
☒ \$2,000 - \$10,000 ☐ \$10,001 - \$100,000
☐ \$100,001 - \$1,000,000 ☐ Over \$1,000,000

NATURE OF INVESTMENT
☒ Stock ☐ Other _____ (Describe)
☐ Partnership ☐ Income Received of \$0 - \$499
 ☐ Income Received of \$500 or More (Report on Schedule C)

IF APPLICABLE, LIST DATE:
 _____/_____/20 _____/_____/20
 ACQUIRED DISPOSED

► NAME OF BUSINESS ENTITY
Hannon Armstrong Sustainable REIT

GENERAL DESCRIPTION OF THIS BUSINESS
Real Estate Investment Trust

FAIR MARKET VALUE
☐ \$2,000 - \$10,000 ☒ \$10,001 - \$100,000
☐ \$100,001 - \$1,000,000 ☐ Over \$1,000,000

NATURE OF INVESTMENT
☒ Stock ☐ Other _____ (Describe)
☐ Partnership ☐ Income Received of \$0 - \$499
 ☐ Income Received of \$500 or More (Report on Schedule C)

IF APPLICABLE, LIST DATE:
 _____/_____/20 _____/_____/20
 ACQUIRED DISPOSED

► NAME OF BUSINESS ENTITY
Prologis Inc

GENERAL DESCRIPTION OF THIS BUSINESS
Real Estate Investment Trust

FAIR MARKET VALUE
☐ \$2,000 - \$10,000 ☒ \$10,001 - \$100,000
☐ \$100,001 - \$1,000,000 ☐ Over \$1,000,000

NATURE OF INVESTMENT
☒ Stock ☐ Other _____ (Describe)
☐ Partnership ☐ Income Received of \$0 - \$499
 ☐ Income Received of \$500 or More (Report on Schedule C)

IF APPLICABLE, LIST DATE:
 _____/_____/20 _____/_____/20
 ACQUIRED DISPOSED

► NAME OF BUSINESS ENTITY
Bank of America Corp

GENERAL DESCRIPTION OF THIS BUSINESS
Banks

FAIR MARKET VALUE
☐ \$2,000 - \$10,000 ☒ \$10,001 - \$100,000
☐ \$100,001 - \$1,000,000 ☐ Over \$1,000,000

NATURE OF INVESTMENT
☒ Stock ☐ Other _____ (Describe)
☐ Partnership ☐ Income Received of \$0 - \$499
 ☐ Income Received of \$500 or More (Report on Schedule C)

IF APPLICABLE, LIST DATE:
 _____/_____/20 _____/_____/20
 ACQUIRED DISPOSED

Comments: _____

Print**Clear**

SCHEDULE A-1**Investments****Stocks, Bonds, and Other Interests**

(Ownership Interest is Less Than 10%)

*Investments must be itemized.**Do not attach brokerage or financial statements.***CALIFORNIA FORM 700**
FAIR POLITICAL PRACTICES COMMISSION

Name _____

► NAME OF BUSINESS ENTITY
Charter Communications

GENERAL DESCRIPTION OF THIS BUSINESS
Media

FAIR MARKET VALUE
☒ \$2,000 - \$10,000 ☐ \$10,001 - \$100,000
☐ \$100,001 - \$1,000,000 ☐ Over \$1,000,000

NATURE OF INVESTMENT
☒ Stock ☐ Other _____ (Describe)
☐ Partnership ☐ Income Received of \$0 - \$499
 ☐ Income Received of \$500 or More (Report on Schedule C)

IF APPLICABLE, LIST DATE:
_____/_____/20 ____/_____/20
ACQUIRED DISPOSED

► NAME OF BUSINESS ENTITY
Hewlett Packard Enterprise Co

GENERAL DESCRIPTION OF THIS BUSINESS
Technology Hardware, Storage & Peripherals

FAIR MARKET VALUE
☒ \$2,000 - \$10,000 ☐ \$10,001 - \$100,000
☐ \$100,001 - \$1,000,000 ☐ Over \$1,000,000

NATURE OF INVESTMENT
☒ Stock ☐ Other _____ (Describe)
☐ Partnership ☐ Income Received of \$0 - \$499
 ☐ Income Received of \$500 or More (Report on Schedule C)

IF APPLICABLE, LIST DATE:
_____/_____/20 ____/_____/20
ACQUIRED DISPOSED

► NAME OF BUSINESS ENTITY
HP Inc

GENERAL DESCRIPTION OF THIS BUSINESS
Technology Hardware, Storage & Peripherals

FAIR MARKET VALUE
☒ \$2,000 - \$10,000 ☐ \$10,001 - \$100,000
☐ \$100,001 - \$1,000,000 ☐ Over \$1,000,000

NATURE OF INVESTMENT
☒ Stock ☐ Other _____ (Describe)
☐ Partnership ☐ Income Received of \$0 - \$499
 ☐ Income Received of \$500 or More (Report on Schedule C)

IF APPLICABLE, LIST DATE:
_____/_____/20 ____/_____/20
ACQUIRED DISPOSED

► NAME OF BUSINESS ENTITY
Synnex Corp

GENERAL DESCRIPTION OF THIS BUSINESS
Electronic Equipment, Instruments & Components

FAIR MARKET VALUE
☐ \$2,000 - \$10,000 ☒ \$10,001 - \$100,000
☐ \$100,001 - \$1,000,000 ☐ Over \$1,000,000

NATURE OF INVESTMENT
☒ Stock ☐ Other _____ (Describe)
☐ Partnership ☐ Income Received of \$0 - \$499
 ☐ Income Received of \$500 or More (Report on Schedule C)

IF APPLICABLE, LIST DATE:
_____/_____/20 ____/_____/20
ACQUIRED DISPOSED

► NAME OF BUSINESS ENTITY
Concentrix

GENERAL DESCRIPTION OF THIS BUSINESS
IT Services

FAIR MARKET VALUE
☐ \$2,000 - \$10,000 ☒ \$10,001 - \$100,000
☐ \$100,001 - \$1,000,000 ☐ Over \$1,000,000

NATURE OF INVESTMENT
☒ Stock ☐ Other _____ (Describe)
☐ Partnership ☐ Income Received of \$0 - \$499
 ☐ Income Received of \$500 or More (Report on Schedule C)

IF APPLICABLE, LIST DATE:
_____/_____/20 ____/_____/20
ACQUIRED DISPOSED

► NAME OF BUSINESS ENTITY

GENERAL DESCRIPTION OF THIS BUSINESS

FAIR MARKET VALUE
☐ \$2,000 - \$10,000 ☐ \$10,001 - \$100,000
☐ \$100,001 - \$1,000,000 ☐ Over \$1,000,000

NATURE OF INVESTMENT
☐ Stock ☐ Other _____ (Describe)
☐ Partnership ☐ Income Received of \$0 - \$499
 ☐ Income Received of \$500 or More (Report on Schedule C)

IF APPLICABLE, LIST DATE:
_____/_____/20 ____/_____/20
ACQUIRED DISPOSED

Comments: _____

Print**Clear**

SCHEDULE A-2
Investments, Income, and Assets
of Business Entities/Trusts
(Ownership Interest is 10% or Greater)

CALIFORNIA FORM 700 FAIR POLITICAL PRACTICES COMMISSION Name _____

▶ 1. BUSINESS ENTITY OR TRUST

J Kaeuper & Company

Name

388 Market St, Ste 1300, San Francisco, CA 94111

Address (Business Address Acceptable)

Check one

☐ Trust, go to 2 ☒ Business Entity, complete the box, then go to 2

GENERAL DESCRIPTION OF THIS BUSINESS

FAIR MARKET VALUE

IF APPLICABLE, LIST DATE:

- ☐ \$0 - \$1,999
☐ \$2,000 - \$10,000
☒ \$10,001 - \$100,000
☐ \$100,001 - \$1,000,000
☐ Over \$1,000,000

_____/_____/20 ____/_____/20
ACQUIRED DISPOSED

NATURE OF INVESTMENT

☐ Partnership ☒ Sole Proprietorship ☐ Other _____

YOUR BUSINESS POSITION Owner

▶ 2. IDENTIFY THE GROSS INCOME RECEIVED (INCLUDE YOUR PRO RATA SHARE OF THE GROSS INCOME TO THE ENTITY/TRUST)

- ☐ \$0 - \$499 ☐ \$10,001 - \$100,000
☐ \$500 - \$1,000 ☒ OVER \$100,000
☐ \$1,001 - \$10,000

▶ 3. LIST THE NAME OF EACH REPORTABLE SINGLE SOURCE OF INCOME OF \$10,000 OR MORE (Attach a separate sheet if necessary.)

☐ None or ☒ Names listed below

City and County of San Francisco
Santa Clara Valley Water District
Victor L Jung Estate

▶ 4. INVESTMENTS AND INTERESTS IN REAL PROPERTY HELD OR LEASED BY THE BUSINESS ENTITY OR TRUST

Check one box:

☐ INVESTMENT ☐ REAL PROPERTY

n/a

Name of Business Entity, if Investment, or
Assessor's Parcel Number or Street Address of Real Property

Description of Business Activity or
City or Other Precise Location of Real Property

FAIR MARKET VALUE

IF APPLICABLE, LIST DATE:

- ☐ \$2,000 - \$10,000
☐ \$10,001 - \$100,000
☐ \$100,001 - \$1,000,000
☐ Over \$1,000,000

_____/_____/20 ____/_____/20
ACQUIRED DISPOSED

NATURE OF INTEREST

☐ Property Ownership/Deed of Trust ☐ Stock ☐ Partnership

☐ Leasehold _____ ☐ Other _____
Yrs. remaining

☐ Check box if additional schedules reporting investments or real property are attached

▶ 1. BUSINESS ENTITY OR TRUST

Name

Address (Business Address Acceptable)

Check one

☐ Trust, go to 2 ☐ Business Entity, complete the box, then go to 2

GENERAL DESCRIPTION OF THIS BUSINESS

FAIR MARKET VALUE

IF APPLICABLE, LIST DATE:

- ☐ \$0 - \$1,999
☐ \$2,000 - \$10,000
☐ \$10,001 - \$100,000
☐ \$100,001 - \$1,000,000
☐ Over \$1,000,000

_____/_____/20 ____/_____/20
ACQUIRED DISPOSED

NATURE OF INVESTMENT

☐ Partnership ☐ Sole Proprietorship ☐ Other _____

YOUR BUSINESS POSITION _____

▶ 2. IDENTIFY THE GROSS INCOME RECEIVED (INCLUDE YOUR PRO RATA SHARE OF THE GROSS INCOME TO THE ENTITY/TRUST)

- ☐ \$0 - \$499 ☐ \$10,001 - \$100,000
☐ \$500 - \$1,000 ☐ OVER \$100,000
☐ \$1,001 - \$10,000

▶ 3. LIST THE NAME OF EACH REPORTABLE SINGLE SOURCE OF INCOME OF \$10,000 OR MORE (Attach a separate sheet if necessary.)

☐ None or ☐ Names listed below

▶ 4. INVESTMENTS AND INTERESTS IN REAL PROPERTY HELD OR LEASED BY THE BUSINESS ENTITY OR TRUST

Check one box:

☐ INVESTMENT ☐ REAL PROPERTY

Name of Business Entity, if Investment, or
Assessor's Parcel Number or Street Address of Real Property

Description of Business Activity or
City or Other Precise Location of Real Property

FAIR MARKET VALUE

IF APPLICABLE, LIST DATE:

- ☐ \$2,000 - \$10,000
☐ \$10,001 - \$100,000
☐ \$100,001 - \$1,000,000
☐ Over \$1,000,000

_____/_____/20 ____/_____/20
ACQUIRED DISPOSED

NATURE OF INTEREST

☐ Property Ownership/Deed of Trust ☐ Stock ☐ Partnership

☐ Leasehold _____ ☐ Other _____
Yrs. remaining

☐ Check box if additional schedules reporting investments or real property are attached

Comments: _____

Print

Clear

SCHEDULE B
Interests in Real Property
(Including Rental Income)

CALIFORNIA FORM 700
FAIR POLITICAL PRACTICES COMMISSION

Name _____

► ASSESSOR'S PARCEL NUMBER OR STREET ADDRESS

52 Turquoise Way

CITY

San Francisco

FAIR MARKET VALUE

☐ \$2,000 - \$10,000

☐ \$10,001 - \$100,000

☐ \$100,001 - \$1,000,000

☒ Over \$1,000,000

IF APPLICABLE, LIST DATE:

_____/_____/20_____/_____/20_____
ACQUIRED DISPOSED

NATURE OF INTEREST

☒ Ownership/Deed of Trust

☐ Easement

☐ Leasehold

Yrs. remaining _____

☐ _____

Other

IF RENTAL PROPERTY, GROSS INCOME RECEIVED

☐ \$0 - \$499

☐ \$500 - \$1,000

☐ \$1,001 - \$10,000

☐ \$10,001 - \$100,000

☐ OVER \$100,000

SOURCES OF RENTAL INCOME: If you own a 10% or greater interest, list the name of each tenant that is a single source of income of \$10,000 or more.

☒ None

► ASSESSOR'S PARCEL NUMBER OR STREET ADDRESS

235 Berry Street #407

CITY

San Francisco

FAIR MARKET VALUE

☐ \$2,000 - \$10,000

☐ \$10,001 - \$100,000

☐ \$100,001 - \$1,000,000

☒ Over \$1,000,000

IF APPLICABLE, LIST DATE:

_____/_____/20_____/_____/20_____
ACQUIRED DISPOSED

NATURE OF INTEREST

☒ Ownership/Deed of Trust

☐ Easement

☐ Leasehold

Yrs. remaining _____

☐ _____

Other

IF RENTAL PROPERTY, GROSS INCOME RECEIVED

☐ \$0 - \$499

☐ \$500 - \$1,000

☐ \$1,001 - \$10,000

☒ \$10,001 - \$100,000

☐ OVER \$100,000

SOURCES OF RENTAL INCOME: If you own a 10% or greater interest, list the name of each tenant that is a single source of income of \$10,000 or more.

☐ None

Norman Leung/Soo Jean Leung

* You are not required to report loans from a commercial lending institution made in the lender's regular course of business on terms available to members of the public without regard to your official status. Personal loans and loans received not in a lender's regular course of business must be disclosed as follows:

NAME OF LENDER*

ADDRESS (Business Address Acceptable)

BUSINESS ACTIVITY, IF ANY, OF LENDER

INTEREST RATE

TERM (Months/Years)

_____% ☐ None

HIGHEST BALANCE DURING REPORTING PERIOD

☐ \$500 - \$1,000

☐ \$1,001 - \$10,000

☐ \$10,001 - \$100,000

☐ OVER \$100,000

☐ Guarantor, if applicable

NAME OF LENDER*

ADDRESS (Business Address Acceptable)

BUSINESS ACTIVITY, IF ANY, OF LENDER

INTEREST RATE

TERM (Months/Years)

_____% ☐ None

HIGHEST BALANCE DURING REPORTING PERIOD

☐ \$500 - \$1,000

☐ \$1,001 - \$10,000

☐ \$10,001 - \$100,000

☐ OVER \$100,000

☐ Guarantor, if applicable

Comments: _____

Print

Clear

SCHEDULE C
Income, Loans, & Business
Positions
(Other than Gifts and Travel Payments)

CALIFORNIA FORM 700 FAIR POLITICAL PRACTICES COMMISSION Name _____

► **1. INCOME RECEIVED**

NAME OF SOURCE OF INCOME
J Kaeuper & Company

ADDRESS (Business Address Acceptable)
388 Market St, Ste 1300, San Francisco, CA 95111

BUSINESS ACTIVITY, IF ANY, OF SOURCE
Real Estate Appraisal

YOUR BUSINESS POSITION
Sole Proprietor

GROSS INCOME RECEIVED ☐ No Income - Business Position Only
☐ \$500 - \$1,000 ☐ \$1,001 - \$10,000
☐ \$10,001 - \$100,000 ☒ OVER \$100,000

CONSIDERATION FOR WHICH INCOME WAS RECEIVED
☐ Salary ☐ Spouse's or registered domestic partner's income
(For self-employed use Schedule A-2.)
☐ Partnership (Less than 10% ownership. For 10% or greater use
Schedule A-2.)
☐ Sale of _____
(Real property, car, boat, etc.)
☐ Loan repayment
☐ Commission or ☐ Rental Income, list each source of \$10,000 or more

(Describe)
☒ Other Consulting fees

(Describe)

► **1. INCOME RECEIVED**

NAME OF SOURCE OF INCOME
City College of San Francisco

ADDRESS (Business Address Acceptable)
50 Frida Khalo Way S58, San Francisco, CA 94112

BUSINESS ACTIVITY, IF ANY, OF SOURCE
Educational Services

YOUR BUSINESS POSITION
n/a

GROSS INCOME RECEIVED ☐ No Income - Business Position Only
☐ \$500 - \$1,000 ☐ \$1,001 - \$10,000
☐ \$10,001 - \$100,000 ☒ OVER \$100,000

CONSIDERATION FOR WHICH INCOME WAS RECEIVED
☒ Salary ☒ Spouse's or registered domestic partner's income
(For self-employed use Schedule A-2.)
☐ Partnership (Less than 10% ownership. For 10% or greater use
Schedule A-2.)
☐ Sale of _____
(Real property, car, boat, etc.)
☐ Loan repayment
☐ Commission or ☐ Rental Income, list each source of \$10,000 or more

(Describe)
☐ Other _____
(Describe)

► **2. LOANS RECEIVED OR OUTSTANDING DURING THE REPORTING PERIOD**

* You are not required to report loans from a commercial lending institution, or any indebtedness created as part of a retail installment or credit card transaction, made in the lender's regular course of business on terms available to members of the public without regard to your official status. Personal loans and loans received not in a lender's regular course of business must be disclosed as follows:

NAME OF LENDER* _____

ADDRESS (Business Address Acceptable) _____

BUSINESS ACTIVITY, IF ANY, OF LENDER _____

HIGHEST BALANCE DURING REPORTING PERIOD
☐ \$500 - \$1,000
☐ \$1,001 - \$10,000
☐ \$10,001 - \$100,000
☐ OVER \$100,000

INTEREST RATE _____% ☐ None

TERM (Months/Years) _____

SECURITY FOR LOAN
☐ None ☐ Personal residence
☐ Real Property _____
Street address _____
City _____
☐ Guarantor _____
☐ Other _____
(Describe)

Comments: _____

Print

Clear

Assessment Appeals Board
City and County of San Francisco
(415) 554-6778 Fax (415) 554-6775



City Hall, Room 405
1 Dr. Carlton B. Goodlett Place
San Francisco, CA 94102-4697

Complete and return this original Application to the Assessment Appeals Board

Application for Appointment to: Board 1 or Board 1 Alternate
(Please circle one) Board 2 or Board 2 Alternate
Board 3 or Board 3 Alternate

Enter your name, mailing address and daytime telephone number in the spaces provided. Because this form is a document available for public review, you may list your business/office address, telephone number and e-mail address in lieu of your home address or other personal contact information.

Do you authorize release of your private/personal information? ☐ yes ☐ no 94133

Name: Elizabeth Zareh Home Address: [REDACTED]

City: San Francisco State: CA Zip code: 94133

Business Address: 75 Broadway #202 City: SF State: CA Zip Code: 94111

Mobile Home Phone: 4 Work Phone: 415-330-3031 Fax #: [REDACTED]

Pager #: [REDACTED] E-Mail Address: [REDACTED]

Are you a United States citizen, or a resident alien who is eligible for and has applied for citizenship? ☒ Yes ☐ No

Have you ever been convicted of a felony in this state, or convicted of any offense which, if committed in this state, would be a felony? ☐ Yes ☒ No

(If yes, please attach a statement describing the offense(s) for which you have been convicted, the date of the conviction(s), and the court(s) that convicted you.)

Pursuant to Ordinance No. 393-98 the following qualifications are required:

A person shall not be eligible for nomination for membership on an assessment appeals board unless he or she has a minimum of five years' professional experience in this state as one of the following: (1) certified public accountant or public accountant; (2) licensed real estate broker; (3) attorney; or (4) property appraiser accredited by a nationally recognized professional organization, or property appraiser certified by either the Office of Real Estate Appraiser or by the State Board of Equalization. Documentation of qualifying experience must be submitted with this application form. This requirement does not apply to incumbent board members nominated for appointment to their same seats.

Please state your qualifications: former Assessment appeal board member, Attorney of 25 years, King of the for-profit & equity of SF

Please state your business and/or professional experience: practicing attorney, conducted trials, argued before the 9th circuit court of appeal.

Occupation: Attorney Education: J.D.

Civic Activities: Heard officer, Assessment appeal board member

Ethnicity (optional): _____ Sex (optional): ☐ M ☒ F

Other Personal Information (optional) _____

Would you be able to attend Day Meetings? ☒ Yes ☐ No Evening meetings? ☒ Yes ☐ No

How many days a week would you be available for hearings? 5 How many evenings a week? _____

Have you attended an Assessment Appeals Board meeting? ☒ Yes ☐ No

Appearance before the RULES COMMITTEE is a requirement before any appointment can be made.

Please Note: Your application will be retained for one year.

Date: _____ Applicant's Signature: _____

For Office Use Only: Appointed to Board #: _____ Seat #: _____ Term Expires: _____



Information About the Assessment Appeals Boards

Purpose: To provide the taxpayers of San Francisco a means to appeal their property tax assessments.

Procedure: After an application is filed a hearing is scheduled to allow both the taxpayer and the Assessor an opportunity to present evidence upholding their opinions of the value of the property. A panel of three Assessment Appeals Board Members or a hearing officer will listen to the testimony, review documents, and question the participants. The panel or hearing officer then evaluates the evidence and decides what the assessment of the property will be.

Differences between Boards:

Board #1 is authorized to hear appeals regardless of value, type, or location.

Board #2 is only authorized to hear property assessed at less than \$50 million, excluding possessory interests and applications concerning real property located all or in part within Assessor's Blocks 1 through 876 and 3701 through 3899, inclusive.

Board #3 is the same as Board #2, however the members primarily serve as hearing officers (see below) for day and evening hearings of residential property comprised of four units or less.

Duties of Assessment Appeals Board Members & Alternates: To listen to testimony, review documents, and ask questions of the taxpayer and Assessor in order to determine the correct assessment of property according to the applicable California Revenue and Taxation Codes.

Duties of the Alternates: The same, except that they substitute for regular board members who cannot attend the hearing.

Hearing Officers: All board members and alternates act as hearing officers. Hearing officers perform the same duties as the board panel except that they can only hear applications on single family residences, condominiums, cooperatives, or multiple-family dwellings of four units or less. Hearing officers meet with the taxpayer and the Assessor's representative to evaluate their evidence. Afterwards, the hearing officer makes a recommendation of value that can be accepted or rejected by either the taxpayer or Assessor. If the value is rejected, the appeal will be re-scheduled before a panel of three Assessment Appeals Board members for final disposition.

Dates and Times of Meetings: The Assessment Appeals Board meets Monday through Friday. There are two daily sessions. The first starts at 9:30 A.M. and the second at 1:30 P.M. In addition, there are evening sessions that start at 5:30 P.M. as needed for hearing officers only. Each session lasts until all the calendared items are acted upon.

Composition of the Board: Due to the demanding hearing schedule, there are five regular members and three alternate members on each board. Members are chosen on a rotating basis from the five regular members to create a three-member panel to hear appeal applications.

Compensation: \$125 for each half-day or evening session of service.

TERM: _____

CALIFORNIA FORM 700
 FAIR POLITICAL PRACTICES COMMISSION
 A PUBLIC DOCUMENT

STATEMENT OF ECONOMIC INTERESTS
COVER PAGE

Date Initial Filing Received

Filing Official Use Only

 E-Filed
 03/15/2021
 10:38:10

 Filing ID:
 199731174

Please type or print in ink.

 NAME OF FILER (LAST) (FIRST) (MIDDLE)
 Zareh, Elizabeth
1. Office, Agency, or Court

Agency Name (Do not use acronyms)

City and County of San Francisco

Division, Board, Department, District, if applicable

Your Position

Assessment Appeals Board

Alternate Board Member

► If filing for multiple positions, list below or on an attachment. (Do not use acronyms)

Agency: _____ Position: _____

2. Jurisdiction of Office (Check at least one box)☒ State☐ Judge, Retired Judge, Pro Tem Judge, or Court Commissioner
(Statewide Jurisdiction)☒ Multi-County San Francisco☒ County of San Francisco☒ City of San Francisco☐ Other _____**3. Type of Statement (Check at least one box)**☒ Annual: The period covered is January 1, 2020 through
December 31, 2020☐ Leaving Office: Date Left ____/____/____
(Check one circle)

-or-

The period covered is ____/____/____, through
December 31, 2020☐ The period covered is January 1, 2020 through the date of
leaving office.☐ Assuming Office: Date assumed ____/____/____☐ The period covered is ____/____/____, through the date
of leaving office.☐ Candidate: Date of Election _____ and office sought, if different than Part 1: _____**4. Schedule Summary (must complete) ► Total number of pages including this cover page: 5****Schedules attached**☒ Schedule A-1 - Investments - schedule attached☒ Schedule C - Income, Loans, & Business Positions - schedule attached☒ Schedule A-2 - Investments - schedule attached☐ Schedule D - Income - Gifts - schedule attached☒ Schedule B - Real Property - schedule attached☐ Schedule E - Income - Gifts - Travel Payments - schedule attached

-or-

☐ None - No reportable interests on any schedule**5. Verification**MAILING ADDRESS STREET CITY STATE ZIP CODE
(Business or Agency Address Recommended - Public Document)

San Francisco

CA

94111

DAYTIME TELEPHONE NUMBER

E-MAIL ADDRESS

()

I have used all reasonable diligence in preparing this statement. I have reviewed this statement and to the best of my knowledge the information contained herein and in any attached schedules is true and complete. I acknowledge this is a public document.

I certify under penalty of perjury under the laws of the State of California that the foregoing is true and correct.

Date Signed 03/15/2021
(month, day, year)Signature Elizabeth Zareh
(File the originally signed paper statement with your filing official.)

SCHEDULE A-1

Investments

Stocks, Bonds, and Other Interests

(Ownership Interest is Less Than 10%)

Investments must be itemized.

Do not attach brokerage or financial statements.

CALIFORNIA FORM 700
FAIR POLITICAL PRACTICES COMMISSION

Name

Zareh, Elizabeth

► NAME OF BUSINESS ENTITY

Master Card

GENERAL DESCRIPTION OF THIS BUSINESS

Credit Card

FAIR MARKET VALUE

☐ \$2,000 - \$10,000 ☒ \$10,001 - \$100,000
☐ \$100,001 - \$1,000,000 ☐ Over \$1,000,000

NATURE OF INVESTMENT

☒ Stock ☐ Other _____ (Describe)
☐ Partnership ☐ Income Received of \$0 - \$499
☐ Income Received of \$500 or More (Report on Schedule C)

IF APPLICABLE, LIST DATE:

 / / 20 / / 20
ACQUIRED DISPOSED

► NAME OF BUSINESS ENTITY

Nikola Corp

GENERAL DESCRIPTION OF THIS BUSINESS

Self driving trucks

FAIR MARKET VALUE

☒ \$2,000 - \$10,000 ☐ \$10,001 - \$100,000
☐ \$100,001 - \$1,000,000 ☐ Over \$1,000,000

NATURE OF INVESTMENT

☒ Stock ☐ Other _____ (Describe)
☐ Partnership ☐ Income Received of \$0 - \$499
☐ Income Received of \$500 or More (Report on Schedule C)

IF APPLICABLE, LIST DATE:

 / / 20 / / 20
ACQUIRED DISPOSED

► NAME OF BUSINESS ENTITY

Square, Inc

GENERAL DESCRIPTION OF THIS BUSINESS

Credit

FAIR MARKET VALUE

☒ \$2,000 - \$10,000 ☐ \$10,001 - \$100,000
☐ \$100,001 - \$1,000,000 ☐ Over \$1,000,000

NATURE OF INVESTMENT

☒ Stock ☐ Other _____ (Describe)
☐ Partnership ☐ Income Received of \$0 - \$499
☐ Income Received of \$500 or More (Report on Schedule C)

IF APPLICABLE, LIST DATE:

 / / 20 / / 20
ACQUIRED DISPOSED

► NAME OF BUSINESS ENTITY

Snap

GENERAL DESCRIPTION OF THIS BUSINESS

Social media

FAIR MARKET VALUE

☒ \$2,000 - \$10,000 ☐ \$10,001 - \$100,000
☐ \$100,001 - \$1,000,000 ☐ Over \$1,000,000

NATURE OF INVESTMENT

☒ Stock ☐ Other _____ (Describe)
☐ Partnership ☐ Income Received of \$0 - \$499
☐ Income Received of \$500 or More (Report on Schedule C)

IF APPLICABLE, LIST DATE:

 / / 20 / / 20
ACQUIRED DISPOSED

► NAME OF BUSINESS ENTITY

Visa Inc

GENERAL DESCRIPTION OF THIS BUSINESS

Credit card company

FAIR MARKET VALUE

☐ \$2,000 - \$10,000 ☒ \$10,001 - \$100,000
☐ \$100,001 - \$1,000,000 ☐ Over \$1,000,000

NATURE OF INVESTMENT

☒ Stock ☐ Other _____ (Describe)
☐ Partnership ☐ Income Received of \$0 - \$499
☐ Income Received of \$500 or More (Report on Schedule C)

IF APPLICABLE, LIST DATE:

 / / 20 / / 20
ACQUIRED DISPOSED

► NAME OF BUSINESS ENTITY

GENERAL DESCRIPTION OF THIS BUSINESS

FAIR MARKET VALUE

☐ \$2,000 - \$10,000 ☐ \$10,001 - \$100,000
☐ \$100,001 - \$1,000,000 ☐ Over \$1,000,000

NATURE OF INVESTMENT

☐ Stock ☐ Other _____ (Describe)
☐ Partnership ☐ Income Received of \$0 - \$499
☐ Income Received of \$500 or More (Report on Schedule C)

IF APPLICABLE, LIST DATE:

 / / 20 / / 20
ACQUIRED DISPOSED

Comments: _____

SCHEDULE A-2

Investments, Income, and Assets of Business Entities/Trusts

(Ownership Interest is 10% or Greater)

CALIFORNIA FORM 700
FAIR POLITICAL PRACTICES COMMISSION
Name Zareh, Elizabeth

▶ 1. BUSINESS ENTITY OR TRUST

Nas Group, Inc.
Name
san francisco, CA 94111
Address (Business Address Acceptable)
Check one
☐ Trust, go to 2 ☒ Business Entity, complete the box, then go to 2

GENERAL DESCRIPTION OF THIS BUSINESS

Real estate, Construction

FAIR MARKET VALUE	IF APPLICABLE, LIST DATE:	
<input checked="" type="checkbox"/> \$0 - \$1,999	/ / 20	/ / 20
<input type="checkbox"/> \$2,000 - \$10,000	ACQUIRED	DISPOSED
<input type="checkbox"/> \$10,001 - \$100,000		
<input type="checkbox"/> \$100,001 - \$1,000,000		
<input type="checkbox"/> Over \$1,000,000		

NATURE OF INVESTMENT
☐ Partnership ☐ Sole Proprietorship ☒ Corporation
Other

YOUR BUSINESS POSITION Attorney/Broker

▶ 2. IDENTIFY THE GROSS INCOME RECEIVED (INCLUDE YOUR PRO RATA SHARE OF THE GROSS INCOME TO THE ENTITY/TRUST)
☒ \$0 - \$499 ☐ \$10,001 - \$100,000
☐ \$500 - \$1,000 ☐ OVER \$100,000
☐ \$1,001 - \$10,000
▶ 3. LIST THE NAME OF EACH REPORTABLE SINGLE SOURCE OF INCOME OF \$10,000 OR MORE (Attach a separate sheet if necessary.)☒ None or ☐ Names listed below**▶ 4. INVESTMENTS AND INTERESTS IN REAL PROPERTY HELD OR LEASED BY THE BUSINESS ENTITY OR TRUST**

Check one box:

☐ INVESTMENT ☐ REAL PROPERTY

Name of Business Entity, if Investment, or
Assessor's Parcel Number or Street Address of Real Property

Description of Business Activity or
City or Other Precise Location of Real Property

FAIR MARKET VALUE	IF APPLICABLE, LIST DATE:	
<input type="checkbox"/> \$2,000 - \$10,000	/ / 20	/ / 20
<input type="checkbox"/> \$10,001 - \$100,000	ACQUIRED	DISPOSED
<input type="checkbox"/> \$100,001 - \$1,000,000		
<input type="checkbox"/> Over \$1,000,000		

NATURE OF INTEREST☐ Property Ownership/Deed of Trust ☐ Stock ☐ Partnership☐ Leasehold _____ Yrs. remaining ☐ Other _____☐ Check box if additional schedules reporting investments or real property are attached**▶ 1. BUSINESS ENTITY OR TRUST**

Zareh & Associates
Name
san francisco, CA 94111
Address (Business Address Acceptable)
Check one
☐ Trust, go to 2 ☒ Business Entity, complete the box, then go to 2

GENERAL DESCRIPTION OF THIS BUSINESS

Law Practice

FAIR MARKET VALUE	IF APPLICABLE, LIST DATE:	
<input type="checkbox"/> \$0 - \$1,999	/ / 20	/ / 20
<input type="checkbox"/> \$2,000 - \$10,000	ACQUIRED	DISPOSED
<input type="checkbox"/> \$10,001 - \$100,000		
<input checked="" type="checkbox"/> \$100,001 - \$1,000,000		
<input type="checkbox"/> Over \$1,000,000		

NATURE OF INVESTMENT☐ Partnership ☒ Sole Proprietorship ☐ Other

YOUR BUSINESS POSITION Principal Attorney

▶ 2. IDENTIFY THE GROSS INCOME RECEIVED (INCLUDE YOUR PRO RATA SHARE OF THE GROSS INCOME TO THE ENTITY/TRUST)
☐ \$0 - \$499 ☐ \$10,001 - \$100,000
☐ \$500 - \$1,000 ☒ OVER \$100,000
☐ \$1,001 - \$10,000
▶ 3. LIST THE NAME OF EACH REPORTABLE SINGLE SOURCE OF INCOME OF \$10,000 OR MORE (Attach a separate sheet if necessary.)☒ None or ☐ Names listed below**▶ 4. INVESTMENTS AND INTERESTS IN REAL PROPERTY HELD OR LEASED BY THE BUSINESS ENTITY OR TRUST**

Check one box:

☐ INVESTMENT ☐ REAL PROPERTY

Name of Business Entity, if Investment, or
Assessor's Parcel Number or Street Address of Real Property

Description of Business Activity or
City or Other Precise Location of Real Property

FAIR MARKET VALUE	IF APPLICABLE, LIST DATE:	
<input type="checkbox"/> \$2,000 - \$10,000	/ / 20	/ / 20
<input type="checkbox"/> \$10,001 - \$100,000	ACQUIRED	DISPOSED
<input type="checkbox"/> \$100,001 - \$1,000,000		
<input type="checkbox"/> Over \$1,000,000		

NATURE OF INTEREST☐ Property Ownership/Deed of Trust ☐ Stock ☐ Partnership☐ Leasehold _____ Yrs. remaining ☐ Other _____☐ Check box if additional schedules reporting investments or real property are attached

Comments: _____

SCHEDULE B

Interests in Real Property

(Including Rental Income)

CALIFORNIA FORM 700
FAIR POLITICAL PRACTICES COMMISSION
Name <u>Zareh, Elizabeth</u>

► ASSESSOR'S PARCEL NUMBER OR STREET ADDRESS

1159-1161 Pacific Ave

CITY

SAN FRANCISCO

FAIR MARKET VALUE

☐ \$2,000 - \$10,000

☐ \$10,001 - \$100,000

☐ \$100,001 - \$1,000,000

☒ Over \$1,000,000

IF APPLICABLE, LIST DATE:

 / / 20 / / 20

ACQUIRED

DISPOSED

NATURE OF INTEREST

☒ Ownership/Deed of Trust

☐ Easement

☐ Leasehold

Yrs. remaining

☐

Other

IF RENTAL PROPERTY, GROSS INCOME RECEIVED

☐ \$0 - \$499

☐ \$500 - \$1,000

☐ \$1,001 - \$10,000

☐ \$10,001 - \$100,000

☐ OVER \$100,000

SOURCES OF RENTAL INCOME: If you own a 10% or greater interest, list the name of each tenant that is a single source of income of \$10,000 or more.

☐ None

► ASSESSOR'S PARCEL NUMBER OR STREET ADDRESS

2531 McAllister Street

CITY

San Francisco

FAIR MARKET VALUE

☐ \$2,000 - \$10,000

☐ \$10,001 - \$100,000

☐ \$100,001 - \$1,000,000

☒ Over \$1,000,000

IF APPLICABLE, LIST DATE:

 / / 20 / / 20

ACQUIRED

DISPOSED

NATURE OF INTEREST

☒ Ownership/Deed of Trust

☐ Easement

☐ Leasehold

Yrs. remaining

☐

Other

IF RENTAL PROPERTY, GROSS INCOME RECEIVED

☐ \$0 - \$499

☐ \$500 - \$1,000

☐ \$1,001 - \$10,000

☐ \$10,001 - \$100,000

☐ OVER \$100,000

SOURCES OF RENTAL INCOME: If you own a 10% or greater interest, list the name of each tenant that is a single source of income of \$10,000 or more.

☐ None

* You are not required to report loans from a commercial lending institution made in the lender's regular course of business on terms available to members of the public without regard to your official status. Personal loans and loans received not in a lender's regular course of business must be disclosed as follows:

NAME OF LENDER*

ADDRESS (Business Address Acceptable)

BUSINESS ACTIVITY, IF ANY, OF LENDER

INTEREST RATE

TERM (Months/Years)

 % ☐ None

HIGHEST BALANCE DURING REPORTING PERIOD

☐ \$500 - \$1,000

☐ \$1,001 - \$10,000

☐ \$10,001 - \$100,000

☐ OVER \$100,000

☐ Guarantor, if applicable

NAME OF LENDER*

US Bank

ADDRESS (Business Address Acceptable)

Owensboro, KY 42301

BUSINESS ACTIVITY, IF ANY, OF LENDER

INTEREST RATE

TERM (Months/Years)

3.5 % ☐ None

30 Years

HIGHEST BALANCE DURING REPORTING PERIOD

☐ \$500 - \$1,000

☐ \$1,001 - \$10,000

☐ \$10,001 - \$100,000

☒ OVER \$100,000

☐ Guarantor, if applicable

Comments:

SCHEDULE C

Income, Loans, & Business Positions

(Other than Gifts and Travel Payments)

CALIFORNIA FORM 700

FAIR POLITICAL PRACTICES COMMISSION

Name

Zareh, Elizabeth

1. INCOME RECEIVED

NAME OF SOURCE OF INCOME

Zareh & Associates

ADDRESS (Business Address Acceptable)

san francisco, CA 94111

BUSINESS ACTIVITY, IF ANY, OF SOURCE

Law practice

YOUR BUSINESS POSITION

Principal Attorney

GROSS INCOME RECEIVED

☐ \$500 - \$1,000

☐ \$10,001 - \$100,000

☐ No Income - Business Position Only

☐ \$1,001 - \$10,000

☒ OVER \$100,000

CONSIDERATION FOR WHICH INCOME WAS RECEIVED

☒ Salary ☐ Spouse's or registered domestic partner's income
 (For self-employed use Schedule A-2.)

☐ Partnership (Less than 10% ownership. For 10% or greater use
 Schedule A-2.)

☐ Sale of _____
 (Real property, car, boat, etc.)

☐ Loan repayment

☐ Commission or ☐ Rental income, list each source of \$10,000 or more

(Describe)

☐ Other _____
 (Describe)

1. INCOME RECEIVED

NAME OF SOURCE OF INCOME

ADDRESS (Business Address Acceptable)

BUSINESS ACTIVITY, IF ANY, OF SOURCE

YOUR BUSINESS POSITION

GROSS INCOME RECEIVED

☐ \$500 - \$1,000

☐ \$10,001 - \$100,000

☐ No Income - Business Position Only

☐ \$1,001 - \$10,000

☐ OVER \$100,000

CONSIDERATION FOR WHICH INCOME WAS RECEIVED

☐ Salary ☐ Spouse's or registered domestic partner's income
 (For self-employed use Schedule A-2.)

☐ Partnership (Less than 10% ownership. For 10% or greater use
 Schedule A-2.)

☐ Sale of _____
 (Real property, car, boat, etc.)

☐ Loan repayment

☐ Commission or ☐ Rental income, list each source of \$10,000 or more

(Describe)

☐ Other _____
 (Describe)

2. LOANS RECEIVED OR OUTSTANDING DURING THE REPORTING PERIOD

* You are not required to report loans from a commercial lending institution, or any indebtedness created as part of a retail installment or credit card transaction, made in the lender's regular course of business on terms available to members of the public without regard to your official status. Personal loans and loans received not in a lender's regular course of business must be disclosed as follows:

NAME OF LENDER*

ADDRESS (Business Address Acceptable)

BUSINESS ACTIVITY, IF ANY, OF LENDER

HIGHEST BALANCE DURING REPORTING PERIOD

☐ \$500 - \$1,000

☐ \$1,001 - \$10,000

☐ \$10,001 - \$100,000

☐ OVER \$100,000

INTEREST RATE

 _____% ☐ None

TERM (Months/Years)

SECURITY FOR LOAN

☐ None

☐ Personal residence

☐ Real Property

Street address

City

☐ Guarantor

☐ Other _____
 (Describe)

Comments:

Assessment Appeals Board
City and County of San Francisco
(415) 554-6778 Fax (415) 554-6775



City Hall, Room 405
1 Dr. Carlton B. Goodlett Place
San Francisco, CA 94102-4697

Complete and return this original Application to the Assessment Appeals Board

Application for Appointment to:
(Please circle one)

Board 1

or

Board 1 Alternate

Board 2

or

Board 2 Alternate

Board 3

or

Board 3 Alternate

Enter your name, mailing address and daytime telephone number in the spaces provided. Because this form is a document available for public review, you may list your business/office address, telephone number and e-mail address in lieu of your home address or other personal contact information.

Do you authorize release of your private/personal information? ☒ yes ☐ no

Name: Kristine Nelson

Home Address: [REDACTED]

City: San Francisco

State: CA

Zip code: 94117

Business Address: 1001 Buena Vista W

City: SF

State: CA

Zip Code: 94117

Work Phone: 415 706-0995

Fax #: N/A

Pager #: N/A

E-Mail Address: [REDACTED]

Are you a United States citizen, or a resident alien who is eligible for and has applied for citizenship? ☒ Yes ☐ No

Have you ever been convicted of a felony in this state, or convicted of any offense which, if committed in this state, would be a felony? ☐ Yes ☒ No

(If yes, please attach a statement describing the offense(s) for which you have been convicted, the date of the conviction(s), and the court(s) that convicted you.)

Pursuant to Ordinance No. 393-98 the following qualifications are required:

A person shall not be eligible for nomination for membership on an assessment appeals board unless he or she has a minimum of five years' professional experience in this state as one of the following: (1) certified public accountant or public accountant; (2) licensed real estate broker; (3) attorney; or (4) property appraiser accredited by a nationally recognized professional organization, or property appraiser certified by either the Office of Real Estate Appraiser or by the State Board of Equalization. Documentation of qualifying experience must be submitted with this application form. This requirement does not apply to incumbent board members nominated for appointment to their same seats.

Please state your qualifications: Certified General Real Estate Appraiser

Please state your business and/or professional experience: Real Estate Appraisal

Occupation: Real Estate

Education: BA UCLA

Civic Activities: Episcopal Impact Fund

Ethnicity (optional): _____

Sex (optional): ☐ M ☒ F

Other Personal Information (optional) _____

Would you be able to attend Day Meetings? ☒ Yes ☐ No

Evening meetings? ☐ Yes ☐ No

How many days a week would you be available for hearings? 2-4

How many evenings a week? 2-4

Have you attended an Assessment Appeals Board meeting? ☒ Yes ☐ No

Appearance before the RULES COMMITTEE is a requirement before any appointment can be made.

Please Note: Your application will be retained for one year.

Date: 1/10/2021

Applicant's Signature: [Signature]

For Office Use Only: Appointed to Board #: _____

Seat #: _____

Term Expires: _____



Information About the Assessment Appeals Boards

Purpose: To provide the taxpayers of San Francisco a means to appeal their property tax assessments.

Procedure: After an application is filed a hearing is scheduled to allow both the taxpayer and the Assessor an opportunity to present evidence upholding their opinions of the value of the property. A panel of three Assessment Appeals Board Members or a hearing officer will listen to the testimony, review documents, and question the participants. The panel or hearing officer then evaluates the evidence and decides what the assessment of the property will be.

Differences between Boards:

Board #1 is authorized to hear appeals regardless of value, type, or location.

Board #2 is only authorized to hear property assessed at less than \$50 million, excluding possessory interests and applications concerning real property located all or in part within Assessor's Blocks 1 through 876 and 3701 through 3899, inclusive.

Board #3 is the same as Board #2, however the members primarily serve as hearing officers (see below) for day and evening hearings of residential property comprised of four units or less.

Duties of Assessment Appeals Board Members & Alternates: To listen to testimony, review documents, and ask questions of the taxpayer and Assessor in order to determine the correct assessment of property according to the applicable California Revenue and Taxation Codes.

Duties of the Alternates: The same, except that they substitute for regular board members who cannot attend the hearing.

Hearing Officers: All board members and alternates act as hearing officers. Hearing officers perform the same duties as the board panel except that they can only hear applications on single family residences, condominiums, cooperatives, or multiple-family dwellings of four units or less. Hearing officers meet with the taxpayer and the Assessor's representative to evaluate their evidence. Afterwards, the hearing officer makes a recommendation of value that can be accepted or rejected by either the taxpayer or Assessor. If the value is rejected, the appeal will be re-scheduled before a panel of three Assessment Appeals Board members for final disposition.

Dates and Times of Meetings: The Assessment Appeals Board meets Monday through Friday. There are two daily sessions. The first starts at 9:30 A.M. and the second at 1:30 P.M. In addition, there are evening sessions that start at 5:30 P.M. as needed for hearing officers only. Each session lasts until all the calendared items are acted upon.

Composition of the Board: Due to the demanding hearing schedule, there are five regular members and three alternate members on each board. Members are chosen on a rotating basis from the five regular members to create a three-member panel to hear appeal applications.

Compensation: \$125 for each half-day or evening session of service.

TERM: _____

CALIFORNIA FORM 700
 FAIR POLITICAL PRACTICES COMMISSION
 A PUBLIC DOCUMENT

STATEMENT OF ECONOMIC INTERESTS
COVER PAGE

 E-Filed
 03/18/2021
 12:01:01
 Filing ID:
 199948158

Please type or print in ink.

NAME OF FILER (LAST) (FIRST) (MIDDLE)

Nelson, Kristine

1. Office, Agency, or Court

Agency Name (Do not use acronyms)

City and County of San Francisco

Division, Board, Department, District, if applicable

Your Position

Assessment Appeals Board

Member

► If filing for multiple positions, list below or on an attachment. (Do not use acronyms)

Agency: _____ Position: _____

2. Jurisdiction of Office (Check at least one box)☐ State☐ Judge, Retired Judge, Pro Tem Judge, or Court Commissioner
(Statewide Jurisdiction)☒ Multi-County California☒ County of San Francisco☒ City of San Francisco☐ Other _____**3. Type of Statement (Check at least one box)**☒ Annual: The period covered is January 1, 2020 through
December 31, 2020☐ Leaving Office: Date Left ____/____/____

(Check one circle)

-or-

The period covered is ____/____/____, through
December 31, 2020☐ The period covered is January 1, 2020 through the date of
leaving office.☐ Assuming Office: Date assumed ____/____/____☐ The period covered is ____/____/____, through the date
of leaving office.☐ Candidate: Date of Election _____ and office sought, if different than Part 1: _____**4. Schedule Summary (must complete)**► Total number of pages including this cover page: 8**Schedules attached**☒ Schedule A-1 - Investments - schedule attached☒ Schedule C - Income, Loans, & Business Positions - schedule attached☐ Schedule A-2 - Investments - schedule attached☐ Schedule D - Income - Gifts - schedule attached☒ Schedule B - Real Property - schedule attached☐ Schedule E - Income - Gifts - Travel Payments - schedule attached

-or-

☐ None - No reportable interests on any schedule**5. Verification**
 MAILING ADDRESS STREET CITY STATE ZIP CODE
 (Business or Agency Address Recommended - Public Document)

San Francisco

CA

94117

DAYTIME TELEPHONE NUMBER

E-MAIL ADDRESS

()

 I have used all reasonable diligence in preparing this statement. I have reviewed this statement and to the best of my knowledge the information contained
 herein and in any attached schedules is true and complete. I acknowledge this is a public document.

I certify under penalty of perjury under the laws of the State of California that the foregoing is true and correct.

 Date Signed 03/18/2021
 (month, day, year)

 Signature Kristine Nelson
 (File the originally signed paper statement with your filing official.)

SCHEDULE A-1

Investments

Stocks, Bonds, and Other Interests

(Ownership Interest is Less Than 10%)

Investments must be itemized.

Do not attach brokerage or financial statements.

CALIFORNIA FORM 700
FAIR POLITICAL PRACTICES COMMISSION

Name

Nelson, Kristine

► NAME OF BUSINESS ENTITY

HP

GENERAL DESCRIPTION OF THIS BUSINESS

Computers/Printers

FAIR MARKET VALUE

☒ \$2,000 - \$10,000 ☐ \$10,001 - \$100,000
☐ \$100,001 - \$1,000,000 ☐ Over \$1,000,000

NATURE OF INVESTMENT

☒ Stock ☐ Other _____ (Describe)
☐ Partnership ☐ Income Received of \$0 - \$499
☐ Income Received of \$500 or More (Report on Schedule C)

IF APPLICABLE, LIST DATE:

 / / 20 / / 20
ACQUIRED DISPOSED

► NAME OF BUSINESS ENTITY

Southern Copper

GENERAL DESCRIPTION OF THIS BUSINESS

Metal

FAIR MARKET VALUE

☒ \$2,000 - \$10,000 ☐ \$10,001 - \$100,000
☐ \$100,001 - \$1,000,000 ☐ Over \$1,000,000

NATURE OF INVESTMENT

☒ Stock ☐ Other _____ (Describe)
☐ Partnership ☐ Income Received of \$0 - \$499
☐ Income Received of \$500 or More (Report on Schedule C)

IF APPLICABLE, LIST DATE:

 / / 20 / / 20
ACQUIRED DISPOSED

► NAME OF BUSINESS ENTITY

PGE

GENERAL DESCRIPTION OF THIS BUSINESS

Utility

FAIR MARKET VALUE

☒ \$2,000 - \$10,000 ☐ \$10,001 - \$100,000
☐ \$100,001 - \$1,000,000 ☐ Over \$1,000,000

NATURE OF INVESTMENT

☒ Stock ☐ Other _____ (Describe)
☐ Partnership ☐ Income Received of \$0 - \$499
☐ Income Received of \$500 or More (Report on Schedule C)

IF APPLICABLE, LIST DATE:

 / / 20 / / 20
ACQUIRED DISPOSED

► NAME OF BUSINESS ENTITY

Cisco

GENERAL DESCRIPTION OF THIS BUSINESS

Computer

FAIR MARKET VALUE

☒ \$2,000 - \$10,000 ☐ \$10,001 - \$100,000
☐ \$100,001 - \$1,000,000 ☐ Over \$1,000,000

NATURE OF INVESTMENT

☒ Stock ☐ Other _____ (Describe)
☐ Partnership ☐ Income Received of \$0 - \$499
☐ Income Received of \$500 or More (Report on Schedule C)

IF APPLICABLE, LIST DATE:

 / / 20 / / 20
ACQUIRED DISPOSED

► NAME OF BUSINESS ENTITY

Intel

GENERAL DESCRIPTION OF THIS BUSINESS

Chips

FAIR MARKET VALUE

☒ \$2,000 - \$10,000 ☐ \$10,001 - \$100,000
☐ \$100,001 - \$1,000,000 ☐ Over \$1,000,000

NATURE OF INVESTMENT

☒ Stock ☐ Other _____ (Describe)
☐ Partnership ☐ Income Received of \$0 - \$499
☐ Income Received of \$500 or More (Report on Schedule C)

IF APPLICABLE, LIST DATE:

 / / 20 / / 20
ACQUIRED DISPOSED

► NAME OF BUSINESS ENTITY

GENERAL DESCRIPTION OF THIS BUSINESS

FAIR MARKET VALUE

☐ \$2,000 - \$10,000 ☐ \$10,001 - \$100,000
☐ \$100,001 - \$1,000,000 ☐ Over \$1,000,000

NATURE OF INVESTMENT

☐ Stock ☐ Other _____ (Describe)
☐ Partnership ☐ Income Received of \$0 - \$499
☐ Income Received of \$500 or More (Report on Schedule C)

IF APPLICABLE, LIST DATE:

 / / 20 / / 20
ACQUIRED DISPOSED

Comments: _____

SCHEDULE B

Interests in Real Property

(Including Rental Income)

CALIFORNIA FORM 700
FAIR POLITICAL PRACTICES COMMISSION
Name
Nelson, Kristine

► ASSESSOR'S PARCEL NUMBER OR STREET ADDRESS

287 Sanchez

CITY

San Francisco

FAIR MARKET VALUE

☐ \$2,000 - \$10,000

☐ \$10,001 - \$100,000

☐ \$100,001 - \$1,000,000

☒ Over \$1,000,000

IF APPLICABLE, LIST DATE:

____/____/20 ____/____/20
ACQUIRED DISPOSED

NATURE OF INTEREST

☒ Ownership/Deed of Trust

☐ Easement

☐ Leasehold

Yrs. remaining

☐ Other

Other

IF RENTAL PROPERTY, GROSS INCOME RECEIVED

☐ \$0 - \$499

☐ \$500 - \$1,000

☐ \$1,001 - \$10,000

☐ \$10,001 - \$100,000

☐ OVER \$100,000

SOURCES OF RENTAL INCOME: If you own a 10% or greater interest, list the name of each tenant that is a single source of income of \$10,000 or more.

☐ None

► ASSESSOR'S PARCEL NUMBER OR STREET ADDRESS

565-567 Natoma

CITY

San Francisco

FAIR MARKET VALUE

☐ \$2,000 - \$10,000

☐ \$10,001 - \$100,000

☐ \$100,001 - \$1,000,000

☒ Over \$1,000,000

IF APPLICABLE, LIST DATE:

____/____/20 ____/____/20
ACQUIRED DISPOSED

NATURE OF INTEREST

☒ Ownership/Deed of Trust

☐ Easement

☐ Leasehold

Yrs. remaining

☐ Other

Other

IF RENTAL PROPERTY, GROSS INCOME RECEIVED

☐ \$0 - \$499

☐ \$500 - \$1,000

☐ \$1,001 - \$10,000

☐ \$10,001 - \$100,000

☐ OVER \$100,000

SOURCES OF RENTAL INCOME: If you own a 10% or greater interest, list the name of each tenant that is a single source of income of \$10,000 or more.

☐ None

* You are not required to report loans from a commercial lending institution made in the lender's regular course of business on terms available to members of the public without regard to your official status. Personal loans and loans received not in a lender's regular course of business must be disclosed as follows:

NAME OF LENDER*

ADDRESS (Business Address Acceptable)

BUSINESS ACTIVITY, IF ANY, OF LENDER

INTEREST RATE

TERM (Months/Years)

_____% ☐ None

HIGHEST BALANCE DURING REPORTING PERIOD

☐ \$500 - \$1,000

☐ \$1,001 - \$10,000

☐ \$10,001 - \$100,000

☐ OVER \$100,000

☐ Guarantor, if applicable

NAME OF LENDER*

ADDRESS (Business Address Acceptable)

BUSINESS ACTIVITY, IF ANY, OF LENDER

INTEREST RATE

TERM (Months/Years)

_____% ☐ None

HIGHEST BALANCE DURING REPORTING PERIOD

☐ \$500 - \$1,000

☐ \$1,001 - \$10,000

☐ \$10,001 - \$100,000

☐ OVER \$100,000

☐ Guarantor, if applicable

Comments:

SCHEDULE B

Interests in Real Property

(Including Rental Income)

CALIFORNIA FORM 700
FAIR POLITICAL PRACTICES COMMISSION

Name

Nelson, Kristine

▶ ASSESSOR'S PARCEL NUMBER OR STREET ADDRESS

62-64 Moss Street

CITY

San Francisco

FAIR MARKET VALUE

IF APPLICABLE, LIST DATE:

☐ \$2,000 - \$10,000☐ \$10,001 - \$100,000☐ \$100,001 - \$1,000,000☒ Over \$1,000,000

_____/_____/20 ____/_____/20
ACQUIRED DISPOSED

NATURE OF INTEREST

☒ Ownership/Deed of Trust☐ Easement☐ Leasehold

Yrs. remaining

☐

Other

IF RENTAL PROPERTY, GROSS INCOME RECEIVED

☐ \$0 - \$499☐ \$500 - \$1,000☐ \$1,001 - \$10,000☐ \$10,001 - \$100,000☐ OVER \$100,000

SOURCES OF RENTAL INCOME: If you own a 10% or greater interest, list the name of each tenant that is a single source of income of \$10,000 or more.

☐ None

▶ ASSESSOR'S PARCEL NUMBER OR STREET ADDRESS

621 Natoma Street

CITY

San Francisco

FAIR MARKET VALUE

IF APPLICABLE, LIST DATE:

☐ \$2,000 - \$10,000☐ \$10,001 - \$100,000☒ \$100,001 - \$1,000,000☐ Over \$1,000,000

_____/_____/20 ____/_____/20
ACQUIRED DISPOSED

NATURE OF INTEREST

☒ Ownership/Deed of Trust☐ Easement☐ Leasehold

Yrs. remaining

☐

Other

IF RENTAL PROPERTY, GROSS INCOME RECEIVED

☐ \$0 - \$499☐ \$500 - \$1,000☐ \$1,001 - \$10,000☐ \$10,001 - \$100,000☐ OVER \$100,000

SOURCES OF RENTAL INCOME: If you own a 10% or greater interest, list the name of each tenant that is a single source of income of \$10,000 or more.

☐ None

* You are not required to report loans from a commercial lending institution made in the lender's regular course of business on terms available to members of the public without regard to your official status. Personal loans and loans received not in a lender's regular course of business must be disclosed as follows:

NAME OF LENDER*

ADDRESS (Business Address Acceptable)

BUSINESS ACTIVITY, IF ANY, OF LENDER

INTEREST RATE

TERM (Months/Years)

_____% ☐ None

HIGHEST BALANCE DURING REPORTING PERIOD

☐ \$500 - \$1,000☐ \$1,001 - \$10,000☐ \$10,001 - \$100,000☐ OVER \$100,000☐ Guarantor, if applicable

NAME OF LENDER*

ADDRESS (Business Address Acceptable)

BUSINESS ACTIVITY, IF ANY, OF LENDER

INTEREST RATE

TERM (Months/Years)

_____% ☐ None

HIGHEST BALANCE DURING REPORTING PERIOD

☐ \$500 - \$1,000☐ \$1,001 - \$10,000☐ \$10,001 - \$100,000☐ OVER \$100,000☐ Guarantor, if applicable

Comments:

SCHEDULE B

Interests in Real Property

(Including Rental Income)

CALIFORNIA FORM 700
FAIR POLITICAL PRACTICES COMMISSION
Name <u>Nelson, Kristine</u>

▶ ASSESSOR'S PARCEL NUMBER OR STREET ADDRESS

23-25 Moss Street

CITY

San Francisco

FAIR MARKET VALUE

☐ \$2,000 - \$10,000☐ \$10,001 - \$100,000☐ \$100,001 - \$1,000,000☒ Over \$1,000,000

IF APPLICABLE, LIST DATE:

____/____/20	____/____/20
ACQUIRED	DISPOSED

NATURE OF INTEREST

☒ Ownership/Deed of Trust☐ Easement☐ Leasehold

Yrs. remaining

☐ Other

Other

IF RENTAL PROPERTY, GROSS INCOME RECEIVED

☐ \$0 - \$499☐ \$500 - \$1,000☐ \$1,001 - \$10,000☐ \$10,001 - \$100,000☐ OVER \$100,000

SOURCES OF RENTAL INCOME: If you own a 10% or greater interest, list the name of each tenant that is a single source of income of \$10,000 or more.

☐ None

▶ ASSESSOR'S PARCEL NUMBER OR STREET ADDRESS

63 Moss Street

CITY

San Francisco

FAIR MARKET VALUE

☐ \$2,000 - \$10,000☐ \$10,001 - \$100,000☐ \$100,001 - \$1,000,000☒ Over \$1,000,000

IF APPLICABLE, LIST DATE:

____/____/20	____/____/20
ACQUIRED	DISPOSED

NATURE OF INTEREST

☒ Ownership/Deed of Trust☐ Easement☐ Leasehold

Yrs. remaining

☐ Other

Other

IF RENTAL PROPERTY, GROSS INCOME RECEIVED

☐ \$0 - \$499☐ \$500 - \$1,000☐ \$1,001 - \$10,000☐ \$10,001 - \$100,000☐ OVER \$100,000

SOURCES OF RENTAL INCOME: If you own a 10% or greater interest, list the name of each tenant that is a single source of income of \$10,000 or more.

☐ None

* You are not required to report loans from a commercial lending institution made in the lender's regular course of business on terms available to members of the public without regard to your official status. Personal loans and loans received not in a lender's regular course of business must be disclosed as follows:

NAME OF LENDER*

ADDRESS (Business Address Acceptable)

BUSINESS ACTIVITY, IF ANY, OF LENDER

INTEREST RATE

TERM (Months/Years)

_____% ☐ None

HIGHEST BALANCE DURING REPORTING PERIOD

☐ \$500 - \$1,000☐ \$1,001 - \$10,000☐ \$10,001 - \$100,000☐ OVER \$100,000☐ Guarantor, if applicable

NAME OF LENDER*

ADDRESS (Business Address Acceptable)

BUSINESS ACTIVITY, IF ANY, OF LENDER

INTEREST RATE

TERM (Months/Years)

_____% ☐ None

HIGHEST BALANCE DURING REPORTING PERIOD

☐ \$500 - \$1,000☐ \$1,001 - \$10,000☐ \$10,001 - \$100,000☐ OVER \$100,000☐ Guarantor, if applicable

Comments: _____

SCHEDULE B

Interests in Real Property

(Including Rental Income)

CALIFORNIA FORM 700
FAIR POLITICAL PRACTICES COMMISSION
Name _____
Nelson, Kristine

► ASSESSOR'S PARCEL NUMBER OR STREET ADDRESS

1316-1318 Fulton Street

CITY

San Francisco

FAIR MARKET VALUE

☐ \$2,000 - \$10,000

☐ \$10,001 - \$100,000

☐ \$100,001 - \$1,000,000

☒ Over \$1,000,000

IF APPLICABLE, LIST DATE:

____/____/20 ____/____/20

ACQUIRED

DISPOSED

NATURE OF INTEREST

☒ Ownership/Deed of Trust

☐ Easement

☐ Leasehold

Yrs. remaining

☐

Other

IF RENTAL PROPERTY, GROSS INCOME RECEIVED

☐ \$0 - \$499

☐ \$500 - \$1,000

☐ \$1,001 - \$10,000

☐ \$10,001 - \$100,000

☐ OVER \$100,000

SOURCES OF RENTAL INCOME: If you own a 10% or greater interest, list the name of each tenant that is a single source of income of \$10,000 or more.

☐ None

► ASSESSOR'S PARCEL NUMBER OR STREET ADDRESS

445 Tehama

CITY

San Francisco

FAIR MARKET VALUE

☐ \$2,000 - \$10,000

☐ \$10,001 - \$100,000

☐ \$100,001 - \$1,000,000

☒ Over \$1,000,000

IF APPLICABLE, LIST DATE:

____/____/20 ____/____/20

ACQUIRED

DISPOSED

NATURE OF INTEREST

☒ Ownership/Deed of Trust

☐ Easement

☐ Leasehold

Yrs. remaining

☐

Other

IF RENTAL PROPERTY, GROSS INCOME RECEIVED

☐ \$0 - \$499

☐ \$500 - \$1,000

☐ \$1,001 - \$10,000

☐ \$10,001 - \$100,000

☐ OVER \$100,000

SOURCES OF RENTAL INCOME: If you own a 10% or greater interest, list the name of each tenant that is a single source of income of \$10,000 or more.

☐ None

* You are not required to report loans from a commercial lending institution made in the lender's regular course of business on terms available to members of the public without regard to your official status. Personal loans and loans received not in a lender's regular course of business must be disclosed as follows:

NAME OF LENDER*

ADDRESS (Business Address Acceptable)

BUSINESS ACTIVITY, IF ANY, OF LENDER

INTEREST RATE

TERM (Months/Years)

_____% ☐ None

HIGHEST BALANCE DURING REPORTING PERIOD

☐ \$500 - \$1,000

☐ \$1,001 - \$10,000

☐ \$10,001 - \$100,000

☐ OVER \$100,000

☐ Guarantor, if applicable

NAME OF LENDER*

ADDRESS (Business Address Acceptable)

BUSINESS ACTIVITY, IF ANY, OF LENDER

INTEREST RATE

TERM (Months/Years)

_____% ☐ None

HIGHEST BALANCE DURING REPORTING PERIOD

☐ \$500 - \$1,000

☐ \$1,001 - \$10,000

☐ \$10,001 - \$100,000

☐ OVER \$100,000

☐ Guarantor, if applicable

Comments: _____

CALIFORNIA FORM 700 FAIR POLITICAL PRACTICES COMMISSION Name Nelson, Kristine

SCHEDULE B

Interests in Real Property

(Including Rental Income)

► ASSESSOR'S PARCEL NUMBER OR STREET ADDRESS

850 Capp Street

CITY

San Francisco 94117

FAIR MARKET VALUE

☐ \$2,000 - \$10,000☐ \$10,001 - \$100,000☒ \$100,001 - \$1,000,000☐ Over \$1,000,000

IF APPLICABLE, LIST DATE:

05/01/20

/20

ACQUIRED

DISPOSED

NATURE OF INTEREST

☒ Ownership/Deed of Trust☐ Easement☐ Leasehold

Yrs. remaining

☐

Other

IF RENTAL PROPERTY, GROSS INCOME RECEIVED

☐ \$0 - \$499☐ \$500 - \$1,000☐ \$1,001 - \$10,000☒ \$10,001 - \$100,000☐ OVER \$100,000

SOURCES OF RENTAL INCOME: If you own a 10% or greater interest, list the name of each tenant that is a single source of income of \$10,000 or more.

☒ None

► ASSESSOR'S PARCEL NUMBER OR STREET ADDRESS

CITY

FAIR MARKET VALUE

☐ \$2,000 - \$10,000☐ \$10,001 - \$100,000☐ \$100,001 - \$1,000,000☐ Over \$1,000,000

IF APPLICABLE, LIST DATE:

/20

/20

ACQUIRED

DISPOSED

NATURE OF INTEREST

☐ Ownership/Deed of Trust☐ Easement☐ Leasehold

Yrs. remaining

☐

Other

IF RENTAL PROPERTY, GROSS INCOME RECEIVED

☐ \$0 - \$499☐ \$500 - \$1,000☐ \$1,001 - \$10,000☐ \$10,001 - \$100,000☐ OVER \$100,000

SOURCES OF RENTAL INCOME: If you own a 10% or greater interest, list the name of each tenant that is a single source of income of \$10,000 or more.

☐ None

* You are not required to report loans from a commercial lending institution made in the lender's regular course of business on terms available to members of the public without regard to your official status. Personal loans and loans received not in a lender's regular course of business must be disclosed as follows:

NAME OF LENDER*

ADDRESS (Business Address Acceptable)

BUSINESS ACTIVITY, IF ANY, OF LENDER

INTEREST RATE

TERM (Months/Years)

_____% ☐ None

HIGHEST BALANCE DURING REPORTING PERIOD

☐ \$500 - \$1,000☐ \$1,001 - \$10,000☐ \$10,001 - \$100,000☐ OVER \$100,000☐ Guarantor, if applicable

NAME OF LENDER*

ADDRESS (Business Address Acceptable)

BUSINESS ACTIVITY, IF ANY, OF LENDER

INTEREST RATE

TERM (Months/Years)

_____% ☐ None

HIGHEST BALANCE DURING REPORTING PERIOD

☐ \$500 - \$1,000☐ \$1,001 - \$10,000☐ \$10,001 - \$100,000☐ OVER \$100,000☐ Guarantor, if applicable

Comments:

SCHEDULE C

Income, Loans, & Business Positions

(Other than Gifts and Travel Payments)

CALIFORNIA FORM 700

FAIR POLITICAL PRACTICES COMMISSION

Name

Nelson, Kristine

1. INCOME RECEIVED

NAME OF SOURCE OF INCOME

ADDRESS (Business Address Acceptable)

BUSINESS ACTIVITY, IF ANY, OF SOURCE

YOUR BUSINESS POSITION

GROSS INCOME RECEIVED

☐ No Income - Business Position Only

☐ \$500 - \$1,000

☐ \$1,001 - \$10,000

☐ \$10,001 - \$100,000

☐ OVER \$100,000

CONSIDERATION FOR WHICH INCOME WAS RECEIVED

☐ Salary ☐ Spouse's or registered domestic partner's income
(For self-employed use Schedule A-2.)

☐ Partnership (Less than 10% ownership. For 10% or greater use
Schedule A-2.)

☐ Sale of _____
(Real property, car, boat, etc.)

☐ Loan repayment

☐ Commission or ☐ Rental Income, list each source of \$10,000 or more

(Describe)

☐ Other _____
(Describe)

1. INCOME RECEIVED

NAME OF SOURCE OF INCOME

ADDRESS (Business Address Acceptable)

BUSINESS ACTIVITY, IF ANY, OF SOURCE

YOUR BUSINESS POSITION

GROSS INCOME RECEIVED

☐ No Income - Business Position Only

☐ \$500 - \$1,000

☐ \$1,001 - \$10,000

☐ \$10,001 - \$100,000

☐ OVER \$100,000

CONSIDERATION FOR WHICH INCOME WAS RECEIVED

☐ Salary ☐ Spouse's or registered domestic partner's income
(For self-employed use Schedule A-2.)

☐ Partnership (Less than 10% ownership. For 10% or greater use
Schedule A-2.)

☐ Sale of _____
(Real property, car, boat, etc.)

☐ Loan repayment

☐ Commission or ☐ Rental Income, list each source of \$10,000 or more

(Describe)

☐ Other _____
(Describe)

2. LOANS RECEIVED OR OUTSTANDING DURING THE REPORTING PERIOD

* You are not required to report loans from a commercial lending institution, or any indebtedness created as part of a retail installment or credit card transaction, made in the lender's regular course of business on terms available to members of the public without regard to your official status. Personal loans and loans received not in a lender's regular course of business must be disclosed as follows:

NAME OF LENDER*

First Republic

ADDRESS (Business Address Acceptable)

san Francisco, CA 94123

BUSINESS ACTIVITY, IF ANY, OF LENDER

HIGHEST BALANCE DURING REPORTING PERIOD

☐ \$500 - \$1,000

☐ \$1,001 - \$10,000

☐ \$10,001 - \$100,000

☒ OVER \$100,000

INTEREST RATE

TERM (Months/Years)

 adjustab% ☐ None

30 Years

SECURITY FOR LOAN

☐ None

☐ Personal residence

☒ Real Property

Street address

San Francisco, CA 94117

City

☐ Guarantor

☐ Other

(Describe)

Comments:

Assessment Appeals Board
City and County of San Francisco
(415) 554-6778 Fax (415) 554-6775



City Hall, Room 405
1 Dr. Carlton B. Goodlett Place
San Francisco, CA 94102-4697

Complete and return this original Application to the Assessment Appeals Board

Application for Appointment to:
(Please circle one)

Board 1 or Board 1 Alternate
Board 2 or Board 2 Alternate
Board 3 or Board 3 Alternate

Enter your name, mailing address and daytime telephone number in the spaces provided. Because this form is a document available for public review, you may list your business/office address, telephone number and e-mail address in lieu of your home address or other personal contact information.

Do you authorize release of your private/personal information? ☐ yes ☒ no

Name: Paul Bellar

Home Address: [REDACTED]

City: San Francisco

State: CA

Zip code: 94110

Business Address: [REDACTED]

1348 San Bruno Ave

City: SF

State: CA

Zip Code: 94110

Work Phone: [REDACTED]

Fax #: [REDACTED]

E-Mail Address: [REDACTED]

Are you a United States citizen, or a resident alien who is eligible for and has applied for citizenship? ☒ Yes ☐ No

Have you ever been convicted of a felony in this state, or convicted of any offense which, if committed in this state, would be a felony? ☐ Yes ☒ No

(If yes, please attach a statement describing the offense(s) for which you have been convicted, the date of the conviction(s), and the court(s) that convicted you.)

Pursuant to Ordinance No. 393-98 the following qualifications are required:

A person shall not be eligible for nomination for membership on an assessment appeals board unless he or she has a minimum of five years' professional experience in this state as one of the following: (1) certified public accountant or public accountant; (2) licensed real estate broker; (3) attorney; or (4) property appraiser accredited by a nationally recognized professional organization, or property appraiser certified by either the Office of Real Estate Appraiser or by the State Board of Equalization. Documentation of qualifying experience must be submitted with this application form. This requirement does not apply to incumbent board members nominated for appointment to their same seats.

Please state your qualifications:

Property Appraiser accredited by BREB

Please state your business and/or professional experience:

10 yrs appraising in SF county

Occupation: Appraiser / Teacher

Education: Masters

Civic Activities:

Current SF City Commissioner

Ethnicity (optional):

White

Sex (optional):

☒ M ☐ F

Other Personal Information (optional)

Would you be able to attend Day Meetings? ☒ Yes ☐ No

Evening meetings? ☒ Yes ☐ No

How many days a week would you be available for hearings? 3

How many evenings a week? 0

Have you attended an Assessment Appeals Board meeting? ☒ Yes ☐ No

Appearance before the RULES COMMITTEE is a requirement before any appointment can be made.

Please Note: Your application will be retained for one year.

Date: 7-8-21

Applicant's Signature: [Signature]

For Office Use Only: Appointed to Board #: _____

Seat #: _____

Term Expires: _____



Information About the Assessment Appeals Boards

Purpose: To provide the taxpayers of San Francisco a means to appeal their property tax assessments.

Procedure: After an application is filed a hearing is scheduled to allow both the taxpayer and the Assessor an opportunity to present evidence upholding their opinions of the value of the property. A panel of three Assessment Appeals Board Members or a hearing officer will listen to the testimony, review documents, and question the participants. The panel or hearing officer then evaluates the evidence and decides what the assessment of the property will be.

Differences between Boards:

Board #1 is authorized to hear appeals regardless of value, type, or location.

Board #2 is only authorized to hear property assessed at less than \$50 million, excluding possessory interests and applications concerning real property located all or in part within Assessor's Blocks 1 through 876 and 3701 through 3899, inclusive.

Board #3 is the same as Board #2, however the members primarily serve as hearing officers (see below) for day and evening hearings of residential property comprised of four units or less.

Duties of Assessment Appeals Board Members & Alternates: To listen to testimony, review documents, and ask questions of the taxpayer and Assessor in order to determine the correct assessment of property according to the applicable California Revenue and Taxation Codes.

Duties of the Alternates: The same, except that they substitute for regular board members who cannot attend the hearing.

Hearing Officers: All board members and alternates act as hearing officers. Hearing officers perform the same duties as the board panel except that they can only hear applications on single family residences, condominiums, cooperatives, or multiple-family dwellings of four units or less. Hearing officers meet with the taxpayer and the Assessor's representative to evaluate their evidence. Afterwards, the hearing officer makes a recommendation of value that can be accepted or rejected by either the taxpayer or Assessor. If the value is rejected, the appeal will be re-scheduled before a panel of three Assessment Appeals Board members for final disposition.

Dates and Times of Meetings: The Assessment Appeals Board meets Monday through Friday. There are two daily sessions. The first starts at 9:30 A.M. and the second at 1:30 P.M. In addition, there are evening sessions that start at 5:30 P.M. as needed for hearing officers only. Each session lasts until all the calendared items are acted upon.

Composition of the Board: Due to the demanding hearing schedule, there are five regular members and three alternate members on each board. Members are chosen on a rotating basis from the five regular members to create a three-member panel to hear appeal applications.

Compensation: \$125 for each half-day or evening session of service.

TERM: _____

CALIFORNIA FORM 700
 FAIR POLITICAL PRACTICES COMMISSION
 A PUBLIC DOCUMENT

STATEMENT OF ECONOMIC INTERESTS
COVER PAGE

Date Initial Filing Received

Filing Official Use Only

 E-Filed
 03/15/2021
 09:39:01

 Filing ID:
 199705632

Please type or print in ink.

 NAME OF FILER (LAST) (FIRST) (MIDDLE)
 Bellar, Paul
1. Office, Agency, or Court

Agency Name (Do not use acronyms)

City and County of San Francisco

Division, Board, Department, District, if applicable

Your Position

Assessment Appeals Board

Member

► If filing for multiple positions, list below or on an attachment. (Do not use acronyms)

Agency: _____ Position: _____

2. Jurisdiction of Office (Check at least one box)☐ State☒ Judge, Retired Judge, Pro Tem Judge, or Court Commissioner
(Statewide Jurisdiction)☐ Multi-County _____☒ County of San Francisco☐ City of _____☐ Other _____**3. Type of Statement (Check at least one box)**☒ Annual: The period covered is January 1, 2020 through
December 31, 2020☐ Leaving Office: Date Left ____/____/____

(Check one circle)

-or-

The period covered is ____/____/____, through
December 31, 2020☐ The period covered is January 1, 2020 through the date of
leaving office.☐ Assuming Office: Date assumed ____/____/____☐ The period covered is ____/____/____, through the date
of leaving office.☐ Candidate: Date of Election _____ and office sought, if different than Part 1: _____**4. Schedule Summary (must complete)**► Total number of pages including this cover page: 6**Schedules attached**☒ Schedule A-1 - Investments - schedule attached☒ Schedule C - Income, Loans, & Business Positions - schedule attached☒ Schedule A-2 - Investments - schedule attached☐ Schedule D - Income - Gifts - schedule attached☒ Schedule B - Real Property - schedule attached☐ Schedule E - Income - Gifts - Travel Payments - schedule attached

-or-

☐ None - No reportable interests on any schedule**5. Verification**
 MAILING ADDRESS STREET CITY STATE ZIP CODE
 (Business or Agency Address Recommended - Public Document)

San Francisco

CA

94110

DAYTIME TELEPHONE NUMBER

E-MAIL ADDRESS

()

 I have used all reasonable diligence in preparing this statement. I have reviewed this statement and to the best of my knowledge the information contained
 herein and in any attached schedules is true and complete. I acknowledge this is a public document.

I certify under penalty of perjury under the laws of the State of California that the foregoing is true and correct.

 Date Signed 03/15/2021
 (month, day, year)

 Signature Paul Bellar
 (File the originally signed paper statement with your filing official.)

SCHEDULE A-1

Investments

Stocks, Bonds, and Other Interests

(Ownership Interest is Less Than 10%)

Investments must be itemized.

Do not attach brokerage or financial statements.

CALIFORNIA FORM 700

FAIR POLITICAL PRACTICES COMMISSION

Name

Bellar, Paul

▶ NAME OF BUSINESS ENTITY

Etrade

GENERAL DESCRIPTION OF THIS BUSINESS

Own several stock throughout the year due to short term trades.

FAIR MARKET VALUE

☐ \$2,000 - \$10,000 ☒ \$10,001 - \$100,000
☐ \$100,001 - \$1,000,000 ☐ Over \$1,000,000

NATURE OF INVESTMENT

☒ Stock ☐ Other _____ (Describe)
☐ Partnership ☐ Income Received of \$0 - \$499
☐ Income Received of \$500 or More (Report on Schedule C)

IF APPLICABLE, LIST DATE:

06 / 01 / 20 12 / 31 / 20
 ACQUIRED DISPOSED

▶ NAME OF BUSINESS ENTITY

GENERAL DESCRIPTION OF THIS BUSINESS

FAIR MARKET VALUE

☐ \$2,000 - \$10,000 ☐ \$10,001 - \$100,000
☐ \$100,001 - \$1,000,000 ☐ Over \$1,000,000

NATURE OF INVESTMENT

☐ Stock ☐ Other _____ (Describe)
☐ Partnership ☐ Income Received of \$0 - \$499
☐ Income Received of \$500 or More (Report on Schedule C)

IF APPLICABLE, LIST DATE:

 / / 20 / / 20
 ACQUIRED DISPOSED

▶ NAME OF BUSINESS ENTITY

GENERAL DESCRIPTION OF THIS BUSINESS

FAIR MARKET VALUE

☐ \$2,000 - \$10,000 ☐ \$10,001 - \$100,000
☐ \$100,001 - \$1,000,000 ☐ Over \$1,000,000

NATURE OF INVESTMENT

☐ Stock ☐ Other _____ (Describe)
☐ Partnership ☐ Income Received of \$0 - \$499
☐ Income Received of \$500 or More (Report on Schedule C)

IF APPLICABLE, LIST DATE:

 / / 20 / / 20
 ACQUIRED DISPOSED

▶ NAME OF BUSINESS ENTITY

GENERAL DESCRIPTION OF THIS BUSINESS

FAIR MARKET VALUE

☐ \$2,000 - \$10,000 ☐ \$10,001 - \$100,000
☐ \$100,001 - \$1,000,000 ☐ Over \$1,000,000

NATURE OF INVESTMENT

☐ Stock ☐ Other _____ (Describe)
☐ Partnership ☐ Income Received of \$0 - \$499
☐ Income Received of \$500 or More (Report on Schedule C)

IF APPLICABLE, LIST DATE:

 / / 20 / / 20
 ACQUIRED DISPOSED

▶ NAME OF BUSINESS ENTITY

GENERAL DESCRIPTION OF THIS BUSINESS

FAIR MARKET VALUE

☐ \$2,000 - \$10,000 ☐ \$10,001 - \$100,000
☐ \$100,001 - \$1,000,000 ☐ Over \$1,000,000

NATURE OF INVESTMENT

☐ Stock ☐ Other _____ (Describe)
☐ Partnership ☐ Income Received of \$0 - \$499
☐ Income Received of \$500 or More (Report on Schedule C)

IF APPLICABLE, LIST DATE:

 / / 20 / / 20
 ACQUIRED DISPOSED

▶ NAME OF BUSINESS ENTITY

GENERAL DESCRIPTION OF THIS BUSINESS

FAIR MARKET VALUE

☐ \$2,000 - \$10,000 ☐ \$10,001 - \$100,000
☐ \$100,001 - \$1,000,000 ☐ Over \$1,000,000

NATURE OF INVESTMENT

☐ Stock ☐ Other _____ (Describe)
☐ Partnership ☐ Income Received of \$0 - \$499
☐ Income Received of \$500 or More (Report on Schedule C)

IF APPLICABLE, LIST DATE:

 / / 20 / / 20
 ACQUIRED DISPOSED

Comments: _____

SCHEDULE A-2

Investments, Income, and Assets of Business Entities/Trusts

(Ownership Interest is 10% or Greater)

CALIFORNIA FORM 700
FAIR POLITICAL PRACTICES COMMISSION
Name _____
Bellar, Paul

▶ 1. BUSINESS ENTITY OR TRUST

Paul Bellar Appraisals

Name

San Francisco, CA 94110

Address (Business Address Acceptable)

Check one

☐ Trust, go to 2 ☒ Business Entity, complete the box, then go to 2
GENERAL DESCRIPTION OF THIS BUSINESS

Real estate appraisal services

FAIR MARKET VALUE

IF APPLICABLE, LIST DATE:

☐ \$0 - \$1,999☐ \$2,000 - \$10,000☒ \$10,001 - \$100,000☐ \$100,001 - \$1,000,000☐ Over \$1,000,000

____/____/20

ACQUIRED

____/____/20

DISPOSED

NATURE OF INVESTMENT

☐ Partnership☒ Sole Proprietorship☐ _____

Other

YOUR BUSINESS POSITION Owner**▶ 2. IDENTIFY THE GROSS INCOME RECEIVED (INCLUDE YOUR PRO RATA SHARE OF THE GROSS INCOME TO THE ENTITY/TRUST)**☐ \$0 - \$499☒ \$10,001 - \$100,000☐ \$500 - \$1,000☐ OVER \$100,000☐ \$1,001 - \$10,000**▶ 3. LIST THE NAME OF EACH REPORTABLE SINGLE SOURCE OF INCOME OF \$10,000 OR MORE (Attach a separate sheet if necessary.)**☐ None or ☒ Names listed below

Paul Bellar Appraisals

▶ 4. INVESTMENTS AND INTERESTS IN REAL PROPERTY HELD OR LEASED BY THE BUSINESS ENTITY OR TRUST

Check one box:

☐ INVESTMENT☐ REAL PROPERTY

Name of Business Entity, if Investment, or

Assessor's Parcel Number or Street Address of Real Property

Description of Business Activity or

City or Other Precise Location of Real Property

FAIR MARKET VALUE

IF APPLICABLE, LIST DATE:

☐ \$2,000 - \$10,000☐ \$10,001 - \$100,000☐ \$100,001 - \$1,000,000☐ Over \$1,000,000

____/____/20

ACQUIRED

____/____/20

DISPOSED

NATURE OF INTEREST

☐ Property Ownership/Deed of Trust☐ Stock☐ Partnership☐ Leasehold

Yrs. remaining

☐ Other☐ Check box if additional schedules reporting investments or real property are attached**▶ 1. BUSINESS ENTITY OR TRUST**

Name

Address (Business Address Acceptable)

Check one

☐ Trust, go to 2 ☐ Business Entity, complete the box, then go to 2
GENERAL DESCRIPTION OF THIS BUSINESS

FAIR MARKET VALUE

IF APPLICABLE, LIST DATE:

☐ \$0 - \$1,999☐ \$2,000 - \$10,000☐ \$10,001 - \$100,000☐ \$100,001 - \$1,000,000☐ Over \$1,000,000

____/____/20

ACQUIRED

____/____/20

DISPOSED

NATURE OF INVESTMENT

☐ Partnership☐ Sole Proprietorship☐ _____

Other

YOUR BUSINESS POSITION _____

▶ 2. IDENTIFY THE GROSS INCOME RECEIVED (INCLUDE YOUR PRO RATA SHARE OF THE GROSS INCOME TO THE ENTITY/TRUST)☐ \$0 - \$499☐ \$10,001 - \$100,000☐ \$500 - \$1,000☐ OVER \$100,000☐ \$1,001 - \$10,000**▶ 3. LIST THE NAME OF EACH REPORTABLE SINGLE SOURCE OF INCOME OF \$10,000 OR MORE (Attach a separate sheet if necessary.)**☐ None or ☐ Names listed below**▶ 4. INVESTMENTS AND INTERESTS IN REAL PROPERTY HELD OR LEASED BY THE BUSINESS ENTITY OR TRUST**

Check one box:

☐ INVESTMENT☐ REAL PROPERTY

Name of Business Entity, if Investment, or

Assessor's Parcel Number or Street Address of Real Property

Description of Business Activity or

City or Other Precise Location of Real Property

FAIR MARKET VALUE

IF APPLICABLE, LIST DATE:

☐ \$2,000 - \$10,000☐ \$10,001 - \$100,000☐ \$100,001 - \$1,000,000☐ Over \$1,000,000

____/____/20

ACQUIRED

____/____/20

DISPOSED

NATURE OF INTEREST

☐ Property Ownership/Deed of Trust☐ Stock☐ Partnership☐ Leasehold

Yrs. remaining

☐ Other☐ Check box if additional schedules reporting investments or real property are attached

Comments: _____

SCHEDULE B **Interests in Real Property** (Including Rental Income)

CALIFORNIA FORM 700
FAIR POLITICAL PRACTICES COMMISSION

Name

Bellar, Paul

► ASSESSOR'S PARCEL NUMBER OR STREET ADDRESS

1350 San Bruno Ave

CITY

San Francisco

FAIR MARKET VALUE

☐ \$2,000 - \$10,000

☐ \$10,001 - \$100,000

☐ \$100,001 - \$1,000,000

☒ Over \$1,000,000

IF APPLICABLE, LIST DATE:

____/____/20 ____/____/20
ACQUIRED DISPOSED

NATURE OF INTEREST

☒ Ownership/Deed of Trust

☐ Easement

☐ Leasehold

Yrs. remaining

☐

Other

IF RENTAL PROPERTY, GROSS INCOME RECEIVED

☐ \$0 - \$499

☐ \$500 - \$1,000

☐ \$1,001 - \$10,000

☐ \$10,001 - \$100,000

☐ OVER \$100,000

SOURCES OF RENTAL INCOME: If you own a 10% or greater interest, list the name of each tenant that is a single source of income of \$10,000 or more.

☐ None

► ASSESSOR'S PARCEL NUMBER OR STREET ADDRESS

1350 San Bruno Ave

CITY

San Francisco

FAIR MARKET VALUE

☐ \$2,000 - \$10,000

☐ \$10,001 - \$100,000

☐ \$100,001 - \$1,000,000

☒ Over \$1,000,000

IF APPLICABLE, LIST DATE:

____/____/20 ____/____/20
ACQUIRED DISPOSED

NATURE OF INTEREST

☒ Ownership/Deed of Trust

☐ Easement

☐ Leasehold

Yrs. remaining

☐

Other

IF RENTAL PROPERTY, GROSS INCOME RECEIVED

☐ \$0 - \$499

☐ \$500 - \$1,000

☐ \$1,001 - \$10,000

☐ \$10,001 - \$100,000

☐ OVER \$100,000

SOURCES OF RENTAL INCOME: If you own a 10% or greater interest, list the name of each tenant that is a single source of income of \$10,000 or more.

☐ None

* You are not required to report loans from a commercial lending institution made in the lender's regular course of business on terms available to members of the public without regard to your official status. Personal loans and loans received not in a lender's regular course of business must be disclosed as follows:

NAME OF LENDER*

ADDRESS (Business Address Acceptable)

BUSINESS ACTIVITY, IF ANY, OF LENDER

INTEREST RATE

TERM (Months/Years)

_____% ☐ None

HIGHEST BALANCE DURING REPORTING PERIOD

☐ \$500 - \$1,000

☐ \$1,001 - \$10,000

☐ \$10,001 - \$100,000

☐ OVER \$100,000

☐ Guarantor, if applicable

NAME OF LENDER*

ADDRESS (Business Address Acceptable)

BUSINESS ACTIVITY, IF ANY, OF LENDER

INTEREST RATE

TERM (Months/Years)

_____% ☐ None

HIGHEST BALANCE DURING REPORTING PERIOD

☐ \$500 - \$1,000

☐ \$1,001 - \$10,000

☐ \$10,001 - \$100,000

☐ OVER \$100,000

☐ Guarantor, if applicable

Comments:

SCHEDULE C

Income, Loans, & Business Positions

(Other than Gifts and Travel Payments)

CALIFORNIA FORM 700
FAIR POLITICAL PRACTICES COMMISSION
Name <u>Bellar, Paul</u>

▶ 1. INCOME RECEIVED

NAME OF SOURCE OF INCOME

Sequoia Union High School District

ADDRESS (Business Address Acceptable)

Redwood, Ca 94062

BUSINESS ACTIVITY, IF ANY, OF SOURCE

Education

YOUR BUSINESS POSITION

Teacher

GROSS INCOME RECEIVED

☐ \$500 - \$1,000☒ \$10,001 - \$100,000☐ No Income - Business Position Only☐ \$1,001 - \$10,000☐ OVER \$100,000

CONSIDERATION FOR WHICH INCOME WAS RECEIVED

☒ Salary ☐ Spouse's or registered domestic partner's income
(For self-employed use Schedule A-2.)☐ Partnership (Less than 10% ownership. For 10% or greater use
Schedule A-2.)☐ Sale of _____
(Real property, car, boat, etc.)☐ Loan repayment☐ Commission or ☐ Rental Income, list each source of \$10,000 or more

(Describe)

☐ Other _____
(Describe)**▶ 1. INCOME RECEIVED**

NAME OF SOURCE OF INCOME

Paul Bellar Appraisals

ADDRESS (Business Address Acceptable)

San Francisco, CA 94110

BUSINESS ACTIVITY, IF ANY, OF SOURCE

Real Estate Appraiser

YOUR BUSINESS POSITION

Owner

GROSS INCOME RECEIVED

☐ \$500 - \$1,000☒ \$10,001 - \$100,000☐ No Income - Business Position Only☐ \$1,001 - \$10,000☐ OVER \$100,000

CONSIDERATION FOR WHICH INCOME WAS RECEIVED

☒ Salary ☐ Spouse's or registered domestic partner's income
(For self-employed use Schedule A-2.)☐ Partnership (Less than 10% ownership. For 10% or greater use
Schedule A-2.)☐ Sale of _____
(Real property, car, boat, etc.)☐ Loan repayment☐ Commission or ☐ Rental Income, list each source of \$10,000 or more

(Describe)

☐ Other _____
(Describe)**▶ 2. LOANS RECEIVED OR OUTSTANDING DURING THE REPORTING PERIOD**

* You are not required to report loans from a commercial lending institution, or any indebtedness created as part of a retail installment or credit card transaction, made in the lender's regular course of business on terms available to members of the public without regard to your official status. Personal loans and loans received not in a lender's regular course of business must be disclosed as follows:

NAME OF LENDER*

ADDRESS (Business Address Acceptable)

BUSINESS ACTIVITY, IF ANY, OF LENDER

HIGHEST BALANCE DURING REPORTING PERIOD

☐ \$500 - \$1,000☐ \$1,001 - \$10,000☐ \$10,001 - \$100,000☐ OVER \$100,000

INTEREST RATE

_____% ☐ None

TERM (Months/Years)

SECURITY FOR LOAN

☐ None☐ Personal residence☐ Real Property

Street address

City

☐ Guarantor☐ Other _____
(Describe)

Comments: _____

SCHEDULE C
Income, Loans, & Business
Positions
 (Other than Gifts and Travel Payments)

CALIFORNIA FORM 700 FAIR POLITICAL PRACTICES COMMISSION Name Bellar, Paul

▶ 1. INCOME RECEIVED

NAME OF SOURCE OF INCOME

Sequoia Union High School District

ADDRESS (Business Address Acceptable)

Redwood Cit, CA 94062

BUSINESS ACTIVITY, IF ANY, OF SOURCE

Education

YOUR BUSINESS POSITION

Teacher

GROSS INCOME RECEIVED

☐ No Income - Business Position Only☐ \$500 - \$1,000☐ \$1,001 - \$10,000☒ \$10,001 - \$100,000☐ OVER \$100,000

CONSIDERATION FOR WHICH INCOME WAS RECEIVED

☒ Salary ☐ Spouse's or registered domestic partner's income
(For self-employed use Schedule A-2.)☐ Partnership (Less than 10% ownership. For 10% or greater use
Schedule A-2.)☐ Sale of _____
(Real property, car, boat, etc.)☐ Loan repayment☐ Commission or ☐ Rental Income, list each source of \$10,000 or more

(Describe)

☐ Other _____
(Describe)

▶ 1. INCOME RECEIVED

NAME OF SOURCE OF INCOME

ADDRESS (Business Address Acceptable)

BUSINESS ACTIVITY, IF ANY, OF SOURCE

YOUR BUSINESS POSITION

GROSS INCOME RECEIVED

☐ No Income - Business Position Only☐ \$500 - \$1,000☐ \$1,001 - \$10,000☐ \$10,001 - \$100,000☐ OVER \$100,000

CONSIDERATION FOR WHICH INCOME WAS RECEIVED

☐ Salary ☐ Spouse's or registered domestic partner's income
(For self-employed use Schedule A-2.)☐ Partnership (Less than 10% ownership. For 10% or greater use
Schedule A-2.)☐ Sale of _____
(Real property, car, boat, etc.)☐ Loan repayment☐ Commission or ☐ Rental Income, list each source of \$10,000 or more

(Describe)

☐ Other _____
(Describe)

▶ 2. LOANS RECEIVED OR OUTSTANDING DURING THE REPORTING PERIOD

* You are not required to report loans from a commercial lending institution, or any indebtedness created as part of a retail installment or credit card transaction, made in the lender's regular course of business on terms available to members of the public without regard to your official status. Personal loans and loans received not in a lender's regular course of business must be disclosed as follows:

NAME OF LENDER*

ADDRESS (Business Address Acceptable)

BUSINESS ACTIVITY, IF ANY, OF LENDER

HIGHEST BALANCE DURING REPORTING PERIOD

☐ \$500 - \$1,000☐ \$1,001 - \$10,000☐ \$10,001 - \$100,000☐ OVER \$100,000

INTEREST RATE

TERM (Months/Years)

_____% ☐ None

SECURITY FOR LOAN

☐ None ☐ Personal residence☐ Real Property _____
Street address

City

☐ Guarantor _____☐ Other _____
(Describe)

Comments: _____

BOARD of SUPERVISORS



City Hall
1 Dr. Carlton B. Goodlett Place, Room 244
San Francisco 94102-4689
Tel. No. 554-5184
Fax No. 554-5163
TDD/TTY No. 554-5227

VACANCY NOTICE

ASSESSMENT APPEALS BOARD NO. 1

Replaces All Previous Notices

NOTICE IS HEREBY GIVEN of the following **vacancies, upcoming term expirations** and information on currently held seats, appointed by the Board of Supervisors:

Seat 1, Jeffrey Morris, term expiring September 5, 2022, must have a minimum of five years professional experience in the State of California as one of the following: certified public accountant or public accountant; licensed real estate broker; attorney; or a property appraiser accredited by a nationally recognized professional organization, certified by the Office of Real Estate Appraisers, or certified by the State Board of Equalization, for a three-year term.

Seat 2, succeeding Scott Spertzel, term expiring September 6, 2021, must have a minimum of five years professional experience in the State of California as one of the following: certified public accountant or public accountant; licensed real estate broker; attorney; or a property appraiser accredited by a nationally recognized professional organization, certified by the Office of Real Estate Appraisers, or certified by the State Board of Equalization, for a three-year term ending September 2, 2024.

Seat 3, Diane Robinson, term expiring September 4, 2023, must have a minimum of five years professional experience in the State of California as one of the following: certified public accountant or public accountant; licensed real estate broker; attorney; or a property appraiser accredited by a nationally recognized professional organization, certified by the Office of Real Estate Appraisers, or certified by the State Board of Equalization, for a three-year term.

Vacant Seat 4, succeeding Eugene Valla, resigned, must have a minimum of five years professional experience in the State of California as one of the following: certified public accountant or public accountant; licensed real estate broker; attorney; or a property appraiser accredited by a nationally recognized professional organization, certified by the Office of Real Estate Appraisers, or certified by the State Board of Equalization, for the unexpired portion of a three-year term ending September 5, 2022.

Seat 5, succeeding Elezabeth Zareh, term expiring September 6, 2021, must have a minimum of five years professional experience in the State of California as one of the following: certified public accountant or public accountant; licensed real estate broker; attorney; or a property appraiser accredited by a nationally recognized professional organization, certified by the Office of Real Estate Appraisers, or certified by the State Board of Equalization, for a three-year term ending September 2, 2024.

Seat 6 (Alternate Member), succeeding Kristine Nelson, term expiring September 6, 2021, must have a minimum of five years professional experience in the State of California as one of the following: certified public accountant or public accountant; licensed real estate broker; attorney; or a property appraiser accredited by a nationally recognized professional organization, certified by the Office of Real Estate Appraisers, or certified by the State Board of Equalization, for a three-year term ending September 2, 2024.

Seat 7 (Alternate Member), Richard Lee, term expiring September 4, 2023, must have a minimum of five years professional experience in the State of California as one of the following: certified public accountant or public accountant; licensed real estate broker; attorney; or a property appraiser accredited by a nationally recognized professional organization, certified by the Office of Real Estate Appraisers, or certified by the State Board of Equalization, for a three-year term.

Seat 8 (Alternate Member), succeeding Paul Bellar, term expiring September 6, 2021, must have a minimum of five years professional experience in the State of California as one of the following: certified public accountant or public accountant; licensed real estate broker; attorney; or a property appraiser accredited by a nationally recognized professional organization, certified by the Office of Real Estate Appraisers, or certified by the State Board of Equalization, for a three-year term ending September 2, 2024.

Prohibition: No member shall, within the three years immediately preceding his/her appointment to the Board, have been an employee of an assessor's office.

Report: None.

Sunset Date: None.

Additional information relating to the Assessment Appeals Board No. 1 may be obtained by reviewing Administrative Code, Chapter 2B, available at https://codelibrary.amlegal.com/codes/san_francisco/latest/overview or by visiting the Assessment Appeals Board's website at <http://www.sfbos.org/aab>.

Interested persons may obtain an application from the Assessment Appeals Board website at http://www.sfbos.org/aab_app or from the Rules Committee Clerk, and should be submitted to: 1 Dr. Carlton B. Goodlett Place, Room 244, San Francisco, CA

94102-4689. All applicants must be residents of San Francisco, unless otherwise stated.

Pursuant to Board of Supervisors Rules of Order 2.32 (Motion No. 05-92) all applicants applying for this Board must complete and submit, with their application, a copy (**not original**) of their Form 700, Statement of Economic Interests. Applications will not be considered if a copy of the Form 700 is not submitted. Form 700, Statement of Economic Interests, may be obtained at <http://www.sfbos.org/form700>.

Next Steps: Applicants who meet minimum qualifications will be contacted by the Rules Committee Clerk once the Rules Committee Chair determines the date of the hearing. Members of the Rules Committee will consider the appointment(s) at the meeting and applicant(s) may be asked to state their qualifications. The appointment(s) of the individual(s) who are recommended by the Rules Committee will be forwarded to the Board of Supervisors for final approval.

Please Note: Depending upon the posting date, a vacancy may have already been filled. To determine if a vacancy for this Board is still available, or if you require additional information, please call the Rules Committee Clerk at (415) 554-5184.


Angela Calvillo
Clerk of the Board

DATED/POSTED: June 23, 2021

San Francisco
BOARD OF SUPERVISORS

Date Printed: February 3, 2017

Date Established: December 24, 1998

Active

ASSESSMENT APPEALS BOARD NO. 1

Contact and Address:

Dawn Duran
Assessment Appeals Board
City Hall, Room 405
San Francisco, CA 94102

Phone: (415) 554-6778

Fax: (415) 554-6775

Email: Dawn.Duran@sfgov.org

Authority:

Administrative Code, Chapter 2B et seq. (Added by Ordinance No. 37-67; Amended by Ordinances Nos. 110-68, 82-94, 86-96, 393-98, 273-99, and 128-13) and California Revenue and Taxation Code, Section 1620-1630.

Board Qualifications:

The Assessment Appeals Board No. 1 consists of eight (8) members (five (5) regular members, and three (3) alternate members) all appointed by the Board of Supervisors. The regular members of Assessment Appeals Board No. 1 shall serve ex-officio as the regular members of Assessment Appeals Board No. 3 concurrent with their service on Assessment Appeals Board No. 1. No person may concurrently hold a seat on more than one of the three Assessment Appeals Boards.

The Board members' term of office is three years, beginning on the first Monday in September. In the event of a vacancy, the newly appointed member shall serve for the remainder of the unexpired term.

The Board shall have the following qualifications as stated in the eligibility criteria set forth in California Revenue and Taxation Code, Section 1624.05, as follows: Must have a minimum of five years professional experience in the State of California as one of the following: Certified Public Accountant or Public Accountant; licensed Real Estate Broker; Attorney; or a Property Appraiser accredited by a nationally recognized professional organization, certified by the Office of Real Estate Appraisers, or certified by the State Board of Equalization.

Hearing Officers: The regular and alternate members of the Board shall also serve as hearing

San Francisco
BOARD OF SUPERVISORS

officers. The Clerk shall designate members to act as hearing officers for particular applications using a rotating system designed to assure that all members with the same priority level have an equal opportunity over time to participate as hearing officers. The Clerk shall designate hearing officers in the following priority order: (1) the regular member of Assessment Appeals Board No. 3; (2) the alternate members of Assessment Appeals Board No. 3; (3) the alternate members of Assessment Appeals Board No. 2; (4) the alternate members of Assessment Appeals Board No. 1; (5) the regular members of Assessment Appeals Board No. 2; and (6) the regular members of Assessment Appeals Board No. 1. In their capacity as assessment hearing officers, the officers shall serve at the pleasure of and by contract with the Board of Supervisors.

It shall be the duty of each Assessment Appeals Board to equalize the valuation of the taxable property within the City and County for the purposes of taxation in the manner and subject to the limitations contained in Article XIII of the California State Constitution. Assessment Appeals Board No. 1 shall have jurisdiction to hear applications for reduction affecting any property on the secured or unsecured rolls without limitation. In addition, the Clerk shall exclusively assign to Assessment Appeals Board No. 1 any application for reduction that involves real property located all or in part within Assessor's Block Nos. 1-876 or 3701-3899, not including residential property consisting of four units or less; a possessory interest; or property on the secured or unsecured roll assessed at \$50,000,000 or more.

Compensation: \$100 for each one-half day of service.

Report: Pursuant to California Revenue and Taxation Code, Section 1639, the hearing officer shall prepare a summary report of the proceedings together with a recommendation on the application and shall transmit this report and recommendation to the Clerk of the Board of Supervisors.

Sunset Clause: None.

GENDER ANALYSIS OF COMMISSIONS AND BOARDS



City and County of San Francisco
London N. Breed
Mayor

Department on the Status of Women
Emily M. Murase, PhD
Director



Acknowledgements

The data collection and analysis for this report was conducted by Public Policy Fellow Diana McCaffrey with support from Policy and Projects Director Elizabeth Newman, Associate Director Carol Sacco, and Director Emily Murase, PhD, at the San Francisco Department on the Status of Women.

The San Francisco Department on the Status of Women would like to thank the various policy body members, Commission secretaries, and department staff who graciously assisted in collecting demographic data and providing information about their respective policy bodies.

San Francisco Commission on the Status of Women

President Debbie Mesloh

Vice President Breanna Zwart

Commissioner Shokooh Miry

Commissioner Carrie Schwab-Pomerantz

Commissioner Andrea Shorter

Commissioner Julie D. Soo

Emily M. Murase, PhD, Director

Department on the Status of Women

This report is available at the San Francisco Department on the Status of Women website, <https://sfgov.org/dosw/gender-analysis-reports>.

Contents

Table of Figures	3
Executive Summary.....	4
I. Introduction	7
II. Gender Analysis Findings	8
A. Gender	8
B. Race and Ethnicity.....	11
C. Race and Ethnicity by Gender	14
D. LGBTQ Identity.....	16
E. Disability Status.....	16
F. Veteran Status.....	17
G. Policy Bodies by Budget.....	18
H. Comparison of Advisory Body and Commission and Board Demographics	19
I. Demographics of Mayoral, Supervisorial, and Total Appointees	20
III. Conclusion.....	21
IV. Methodology and Limitations.....	23
Appendix	24

Table of Figures

Figure 1: Summary Data of Policy Body Demographics, 2019.....	8
Figure 2: 10-Year Comparison of Representation of Women on Policy Bodies	8
Figure 3: Commissions and Boards with Highest Percentages of Women, 2019 Compared to 2017, 2015..	9
Figure 4: Commissions and Boards with Lowest Percentage of Women, 2019 Compared to 2017, 2015..	10
Figure 5: Advisory Bodies with the Highest and Lowest Percentage of Women, 2019.....	10
Figure 6: 10-Year Comparison of People of Color’s Representation of Policy Bodies	11
Figure 7: Race and Ethnicity of Appointees Compared to San Francisco Population, 2019.....	12
Figure 8: Commissions and Boards with Highest Percentage of People of Color, 2019 Compared to 2017, 2015	12
Figure 9: Commissions and Boards with Lowest Percentage of People of Color, 2019 Compared to 2017, 2015	13
Figure 10: Advisory Bodies with the Highest and Lowest Percentage of People of Color, 2019.....	14
Figure 11: 10-Year Comparison of Representation of Women of Color on Policy Bodies.....	14
Figure 12: Appointees by Race/Ethnicity and Gender, 2019	15
Figure 13: San Francisco Population by Race/Ethnicity, 2019	15
Figure 14: LGBTQ Identity of Appointees, 2019	16
Figure 15: LGBTQ Population of Appointees, 2019	16
Figure 16: San Francisco Adult Population with a Disability by Gender, 2017	17
Figure 17: Appointees with One or More Disabilities by Gender, 2019	17
Figure 18: San Francisco Adult Population with Military Service by Gender, 2017.....	17
Figure 19: Appointees with Military Service, 2019.....	17
Figure 20: Percent of Women, Women of Color, and People of Color on Commissions and Boards with Largest and Smallest Budgets in Fiscal Year 2018-2019	18
Figure 21: Demographics of Commissions and Boards with Largest Budgets, 2019	19
Figure 22: Demographics of Commissions and Boards with Smallest Budgets, 2019	19
Figure 23: Demographics of Appointees on Commission and Boards and Advisory Bodies, 2019	20
Figure 24: Demographics of Mayoral, Supervisorial, and Total Appointees, 2019	20
Figure 25: Policy Body Demographics, 2019.....	24
Figure 26: San Francisco Population Estimates by Race/Ethnicity, 2017	26
Figure 27: San Francisco Population Estimates by Race/Ethnicity and Gender, 2017	26

Executive Summary

In 2008, San Francisco voters overwhelmingly approved a City Charter Amendment (section 4.101) establishing as City policy for the membership of Commissions and Boards to reflect the diversity of San Francisco's population, and that appointing officials be urged to support the nomination, appointment, and confirmation of these candidates. Additionally, it requires the San Francisco Department on the Status of Women to conduct and publish a gender analysis of Commissions and Boards every two years.

The *2019 Gender Analysis of Commissions and Boards* includes more policy bodies such as task forces, committees, and advisory bodies, than previous analyses, which were limited to Commissions and Boards. Data was collected from 84 policy bodies and from a total of 741 members mostly appointed by the Mayor and Board of Supervisors. These policy bodies fall under two categories designated by the San Francisco Office of the City Attorney.¹ The first category, referred to as "Commissions and Boards," are policy bodies with decision-making authority and whose members are required to submit financial disclosures to the Ethics Commission. The second category, referred to as "Advisory Bodies," are policy bodies with advisory function whose members do *not* submit financial disclosures to the Ethics Commission. This report examines policy bodies and appointees both comprehensively as a whole and separately by the two categories.

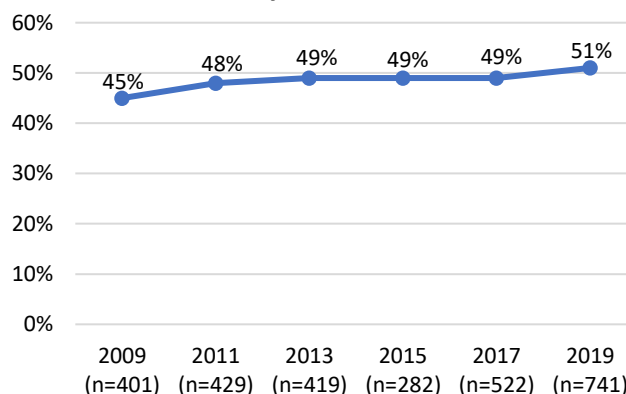
The *2019 Gender Analysis* evaluates the representation of women; people of color; lesbian, gay, bisexual, transgender, queer, and questioning (LGBTQ) individuals; people with disabilities; and veterans on San Francisco policy bodies.

Key Findings

Gender

- Women's representation on policy bodies is 51%, slightly above parity with the San Francisco female population of 49%.
- Since 2009, there has been a small but steady increase in the representation of women on San Francisco policy bodies.

10-Year Comparison of Representation of Women on Policy Bodies



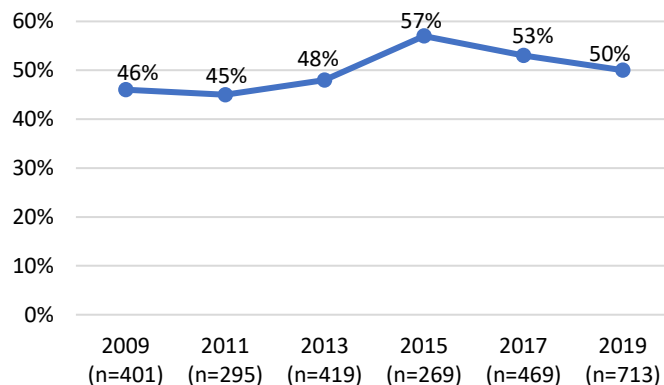
Source: SF DOSW Data Collection & Analysis.

¹ "List of City Boards, Commissions, and Advisory Bodies Created by Charter, Ordinance, or Statute," Office of the City Attorney, <https://www.sfcityattorney.org/wp-content/uploads/2016/01/Commission-List-08252017.pdf>, (August 25, 2017).

Race and Ethnicity

- People of color are underrepresented on policy bodies compared to the population. Although people of color comprise 62% of San Francisco's population, just 50% of appointees identify as a race other than white.
- While the overall representation of people of color has increased between 2009 and 2019, as the Department collected data on more appointees, the representation of people of color has decreased over the last few years. The percentage of appointees of color decreased from 53% in 2017 to 49% in 2019.
- As found in previous reports, Latinx and Asian groups are underrepresented on San Francisco policy bodies compared to the population. Latinx individuals are 14% of the population but make up only 8% of appointees. Asian individuals are 31% of the population but make up only 18% of appointees.

10-Year Comparison of Representation of People of Color on Policy Bodies

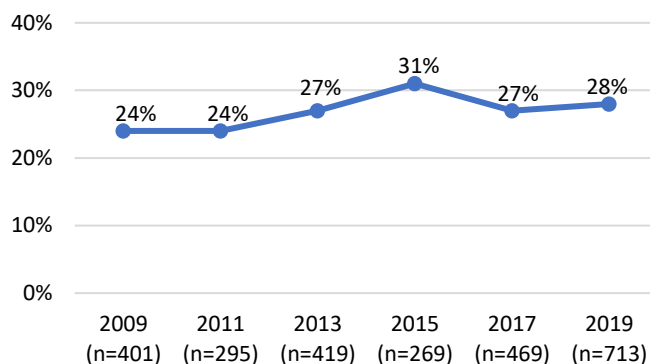


Source: SF DOSW Data Collection & Analysis.

Race and Ethnicity by Gender

- On the whole, women of color are 32% of the San Francisco population, and 28% of appointees. Although still below parity, 28% is a slight increase compared to 2017, which showed 27% women of color appointees.
- Meanwhile, men of color are underrepresented at 21% of appointees compared to 31% of the San Francisco population.
- Both White women and men are overrepresented on San Francisco policy bodies. White women are 23% of appointees compared to 17% of the San Francisco population. White men are 26% of appointees compared to 20% of the population.
- Black and African American women and men are well-represented on San Francisco policy bodies. Black women are 9% of appointees compared to 2.4% of the population, and Black men are 5% of appointees compared to 2.5% of the population.
- Latinx women are 7% of the San Francisco population but 3% of appointees, and Latinx men are 7% of the population but 5% of appointees.
- Asian women are 17% of the San Francisco population but 11% of appointees, and Asian men are 15% of the population but just 7% of appointees.

10-Year Comparison of Representation of Women of Color on Policy Bodies



Source: SF DOSW Data Collection & Analysis.

Additional Demographics

- Out of the 74% of appointees who responded to the survey question on LGBTQ identity, 19% identify as lesbian, gay, bisexual, transgender, nonbinary, queer, or questioning, and 81% of appointees identify as straight/heterosexual.
- Out of the 70% of appointees who responded to the question on disability, 11% identify as having one or more disabilities, which is just below the 12% of the adult population with a disability in San Francisco.
- Out of the 67% of appointees who responded to the question on veteran status, 7% have served in the military compared to 3% of the San Francisco population.

Proxies for Influence: Budget & Authority

- Although women are half of all appointees, those Commissions and Boards with the largest budgets have fewer women and especially fewer women of color. Meanwhile, women exceed representation on Boards and Commissions with the smallest budgets and women of color reach parity with the population on the smallest budgeted Commissions and Boards.
- Although still underrepresented relative to the San Francisco population, there is a larger percentage of people of color on Commissions and Boards with both the largest and smallest budgets compared to overall appointees.
- The percentage of total women is greater on Advisory Bodies than Commissions and Boards. Women are 54% of appointees on Advisory Bodies and 48% of appointees on Commissions and Boards. However, the percentages of people of color and women of color on Commissions and Boards exceed the percentages of people of color and women of color on Advisory Bodies.

Appointing Authorities

- Mayoral appointments include 55% women, 52% people of color, and 30% women of color, which is more diverse by gender and race compared to both Supervisorial appointments and total appointments.

Demographics of Appointees Compared to the San Francisco Population

	Women	People of Color	Women of Color	LGBTQ	Disability Status	Veteran Status
San Francisco Population	49%	62%	32%	6%-15%*	12%	3%
Total Appointees	51%	50%	28%	19%	11%	7%
10 Largest Budgeted Commissions & Boards	41%	55%	23%			
10 Smallest Budgeted Commissions & Boards	52%	54%	32%			
Commissions and Boards	48%	52%	30%			
Advisory Bodies	54%	49%	28%			

Sources: 2017 American Community Survey 5-Year Estimates, SF DOSW Data Collection & Analysis, 2019, *Note: Estimates vary by source. See page 16 for a detailed breakdown.

I. Introduction

Inspired by the 4th UN World Conference on Women in Beijing, San Francisco became the first city in the world to adopt a local ordinance reflecting the principles of the U.N. Convention on the Elimination of All Forms of Discrimination (CEDAW), an international bill of rights for women. The CEDAW Ordinance was passed unanimously by the San Francisco Board of Supervisors and signed into law by Mayor Willie L. Brown, Jr. on April 13, 1998.² In 2002, the CEDAW Ordinance was revised to address the intersection of race and gender and incorporate reference to the UN Convention on the Elimination of all Forms of Race Discrimination. The Ordinance requires City Government to take proactive steps to ensure gender equity and specifies “gender analysis” as a preventive tool to identify and address discrimination. Since 1998, the Department on the Status of Women has employed this tool to analyze the operations of 10 City Departments using a gender lens.

In 2007, the Department on the Status of Women conducted the first gender analysis to evaluate the number of women appointed to City Commissions and Boards. The findings of this analysis informed a City Charter Amendment developed by the Board of Supervisors for the June 2008 Election. This City Charter Amendment (Section 4.101) was overwhelmingly approved by voters and made it city policy that:

- The membership of Commissions and Boards are to reflect the diversity of San Francisco’s population,
- Appointing officials are to be urged to support the nomination, appointment, and confirmation of these candidates, and
- The Department on the Status of Women is required to conduct and publish a gender analysis of Commissions and Boards every 2 years.

The *2019 Gender Analysis* examines the representation of women; people of color; lesbian, gay, bisexual, transgender, queer, and questioning (LGBTQ) individuals; people with disabilities; and veterans on San Francisco policy bodies primarily appointed by the Mayor and the Board of Supervisors. This year’s analysis included more outreach to policy bodies as compared to previous analyses that were limited to Commissions and Boards. As a result, more appointees were included in the data collection and analysis than even before. These policy bodies fall under two categories designated by the San Francisco Office of the City Attorney. The first category, referred to as “Commissions and Boards,” are policy bodies with decision-making authority and whose members are required to submit financial disclosures to the Ethics Commission, and the second category, referred to as “Advisory Bodies,” are policy bodies with advisory function whose members do not submit financial disclosures to the Ethics Commission. A detailed description of methodology and limitations can be found at the end of this report on page 23.

² San Francisco Administrative Code Chapter 33.A.

[http://library.amlegal.com/nxt/gateway.dll/California/administrative/chapter33alocalimplementationoftheunited?f=templates\\$fn=default.htm\\$3.0\\$vid=amlegal:sanfrancisco_ca\\$anc=JD_Chapter33A](http://library.amlegal.com/nxt/gateway.dll/California/administrative/chapter33alocalimplementationoftheunited?f=templates$fn=default.htm$3.0$vid=amlegal:sanfrancisco_ca$anc=JD_Chapter33A).

II. Gender Analysis Findings

Many aspects of San Francisco's diversity are reflected in the overall population of appointees on San Francisco policy bodies. The analysis includes 84 policy bodies, of which 823 of the 887 seats are filled leaving 7% vacant. As outlined below in the summary chart, slightly more than half of appointees are women, half of appointees are people of color, 28% are women of color, 19% are LGBTQ, 11% have a disability, and 7% are veterans.

Figure 1: Summary Data of Policy Body Demographics, 2019

Appointee Demographics	Percentage of Appointees
Women (n=741)	51%
People of Color (n=706)	50%
Women of Color (n=706)	28%
LGBTQ Identified (n=548)	19%
People with Disabilities (n=516)	11%
Veteran Status (n=494)	7%

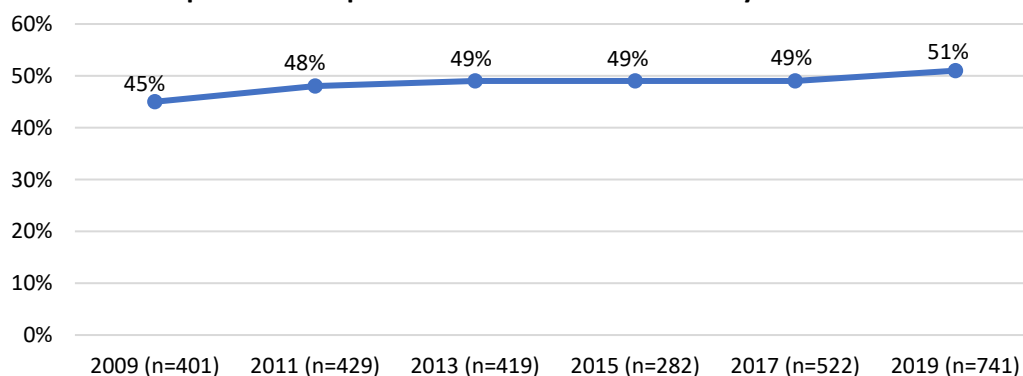
Source: SF DOSW Data Collection & Analysis.

However, further analysis reveals underrepresentation of particular groups. Subsequent sections present comprehensive data analysis providing comparison to previous years, detailing the variables of gender, race/ethnicity, LGBTQ identity, disability, veteran status, and policy body characteristics of budget size, decision-making authority, and appointment authority.

A. Gender

On San Francisco policy bodies, 51% of appointees identify as women, which is slightly above parity compared to the San Francisco female population of 49%. The representation of women remained stable at 49% from 2013 until 2017. This year, the representation of women increased by 2 percentage points, which could be partly due to the larger sample size used in this year's analysis compared to previous years. A 10-year comparison shows that the representation of women appointees has gradually increased since 2009 by a total of six percentage points.

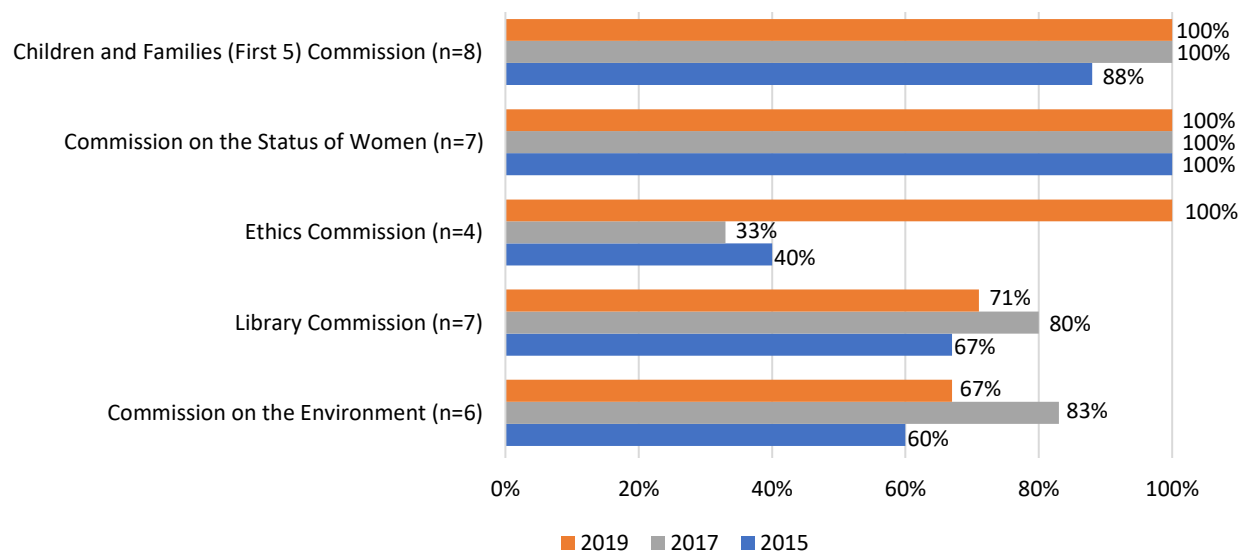
Figure 2: 10-Year Comparison of Representation of Women on Policy Bodies



Source: SF DOSW Data Collection & Analysis.

Figures 3 and 4 analyze Commissions and Boards. Figure 3 showcases the five Commissions and Boards with the highest representation of women appointees as compared to 2015 and 2013. The Children and Families (First Five) Commission and the Commission on the Status of Women are currently comprised of all women appointees. This finding has been consistent for the Commission on the Status of Women in 2015 and 2017. While the Ethics Commission has 100% women appointees, much more than 2015 and 2017, its small size of five appointees means that minimal changes in its demographic composition greatly impacts percentages. This is also the case for other policy bodies with a small number of members. The Library Commission and the Commission on the Environment are fourth and fifth on the list at 71% and 67% women, respectively, with long standing female majorities on each.

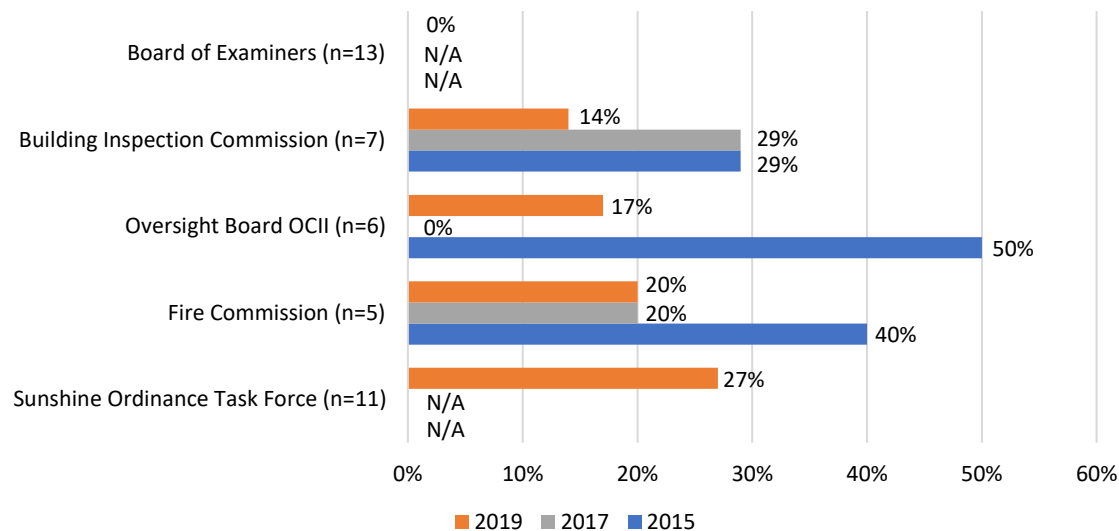
Figure 3: Commissions and Boards with Highest Percentages of Women, 2019 Compared to 2017, 2015



Source: SF DOSW Data Collection & Analysis.

Out of the Commissions and Boards in this section, 23 have 40% or less women. The five Commissions and Boards with the lowest representation of women are displayed in Figure 4. The lowest percentage is found on the Board of Examiners where currently *none* of the 13 appointees are women. Unfortunately, demographic data is unavailable for the Board of Examiners for 2017 and 2015. Next is the Building Inspection Commission at 14%, which is a decrease of female representation compared to 2017 and 2015. The Oversight Board of Community Investment and Infrastructure, Fire Commission, and Sunshine Ordinance Task Force also have some of the lowest percentages of women at 17%, 20%, and 27%, respectively. Unfortunately, the Sunshine Ordinance Task Force did not participate in previous analyses and therefore demographics data is unavailable for 2017 and 2015.

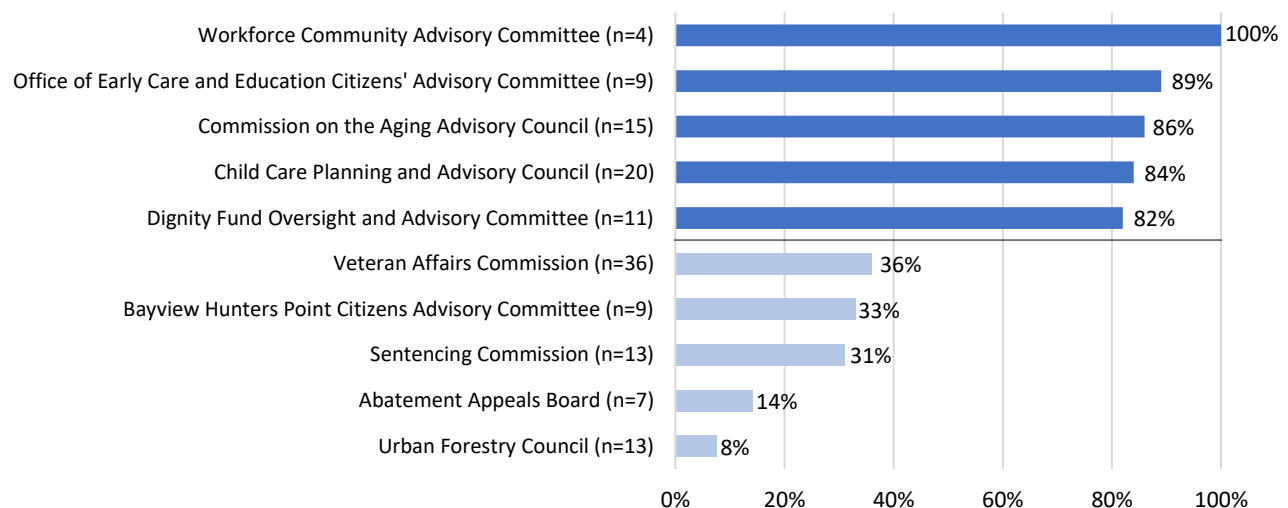
Figure 4: Commissions and Boards with Lowest Percentage of Women, 2019 Compared to 2017, 2015



Source: SF DOSW Data Collection & Analysis.

In addition to Commissions and Boards, Advisory Bodies were examined for the highest and lowest percentages of women. This is the first year such bodies have been included, thus comparison to previous years is unavailable. Figure 9 below displays the five Advisory Bodies with the highest and the five with the lowest representations of women. The Workforce Community Advisory Committees has the greatest representation of women at 100%, followed by the Office of Early Care and Education Citizen's Advisory Committee at 89%. The Advisory Bodies with the lowest percentage of women are the Urban Forestry Council at 8% of the 13-member body and the Abatement Appeals Board at 14% of the 7-member body.

Figure 5: Advisory Bodies with the Highest and Lowest Percentage of Women, 2019

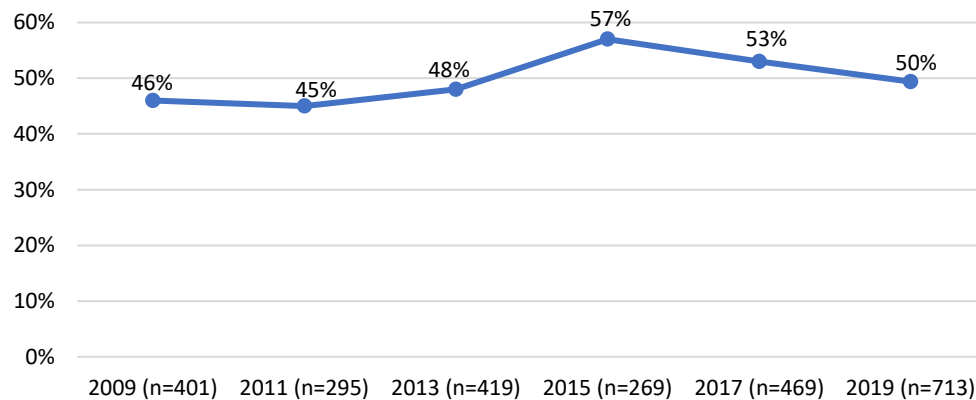


Source: SF DOSW Data Collection & Analysis.

B. Race and Ethnicity

Data on racial and ethnic identity was collected for 706, or 95%, of the 741 surveyed appointees. Although half of appointees identify as a race or ethnicity other than white or Caucasian, people of color are still underrepresented compared to the San Francisco population of 62%. The representation of people of color has increased since 2009 but has decreased following 2015. The number of appointees analyzed increased substantially in 2017 and 2019 compared to 2015, and these larger data samples have coincided with smaller percentages of people of color. The percentage decrease following 2017 could be partially due to the inclusion of more policy and advisory bodies, as the representation of people of color on Commissions and Boards dropped only slightly from 53% in 2017 to 52% in 2019.

Figure 6: 10-Year Comparison of Representation of People of Color on Policy Bodies



Source: SF DOSW Data Collection & Analysis.

The racial and ethnic breakdown of policy body members compared to the San Francisco population is shown in Figure 7. This analysis reveals underrepresentation and overrepresentation in San Francisco policy bodies for certain racial and ethnic groups. Half of all appointees are white, an overrepresentation by more than 10 percentage points. The Black and African American community is well represented on appointed policy bodies at 14% compared to 5% of the population of San Francisco. Characterizing this as an overrepresentation is inaccurate given the representation of Black or African American people on policy bodies has been consistent over the years while the San Francisco population has declined over the same period.³ Furthermore, the most recent nationwide estimate for the Black or African American population is 13%, which is nearly equal to the 14% of Black or African American appointees present on San Francisco policy bodies.⁴

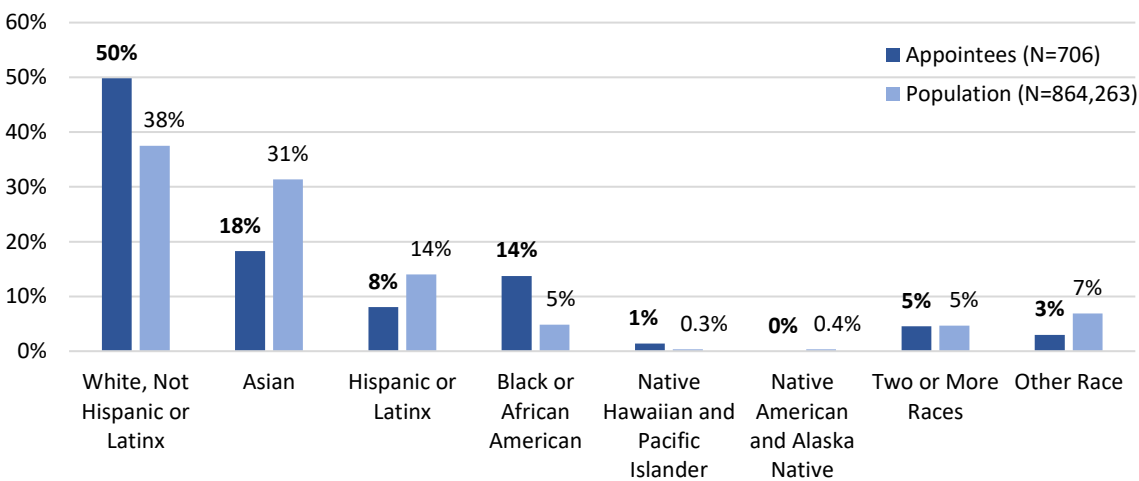
Considerably underrepresented racial and ethnic groups on San Francisco policy bodies compared to the San Francisco population are individuals who identify as Asian or Latinx. While Asians are 31% of the San Francisco population, they only make up 18% of appointees. While the Latinx population of San Francisco is 14%, only 8% of appointees are Latinx. Although there is a small population of Native

³ Samir Gambhir and Stephen Menendian, "Racial Segregation in the Bay Area, Part 2," *Haas Institute for a Fair and Inclusive Society* (2018).

⁴ US Census Bureau, 2018, Retrieved from <https://www.census.gov/quickfacts/fact/table/US/PST045218>.

Americans and Alaska Natives in San Francisco of 0.4%, none of the surveyed appointees identified themselves as such.

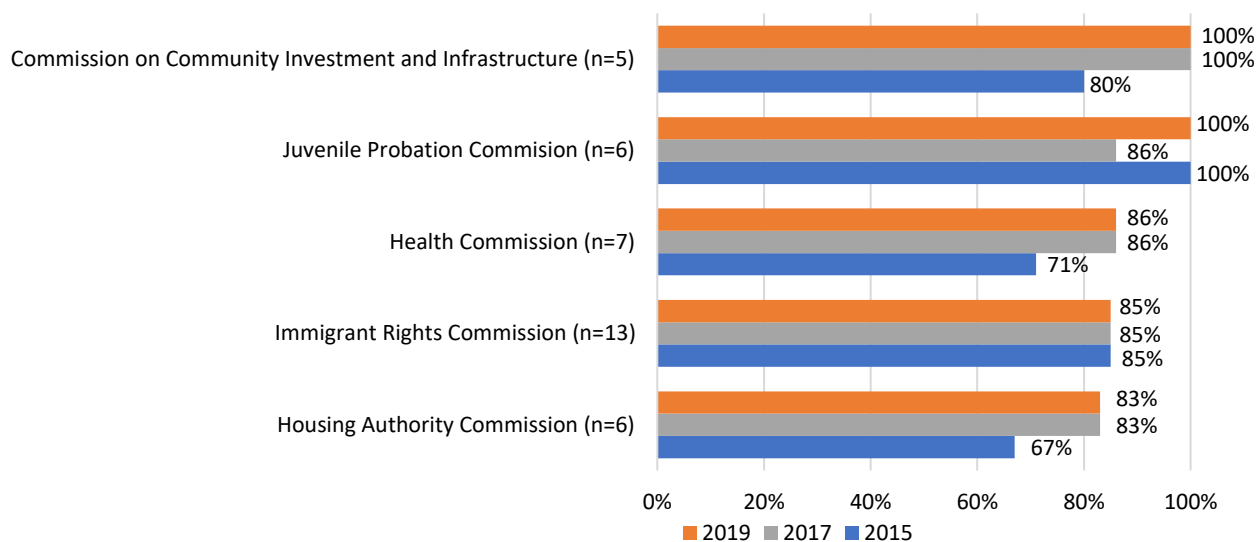
Figure 7: Race and Ethnicity of Appointees Compared to San Francisco Population, 2019



Sources: 2017 American Community Survey 5-Year Estimates, SF DOSW Data Collection & Analysis.

The next two graphs illustrate Commissions and Boards, and Advisory Bodies with the highest and lowest percentages of people of color. As shown in Figure 8, the Commission on Community Investment and Infrastructure remained at 100% from 2017, while the Juvenile Probation Commission has returned to 100% this year after a dip in 2017. Next is the Health Commission, Immigrant Rights Commission, and Housing Authority Commission at 86%, 85%, and 83%, respectively. Percentages of people of color on both the Health Commission and the Housing Authority Commission increased following 2015, and have remained consistent since 2017.

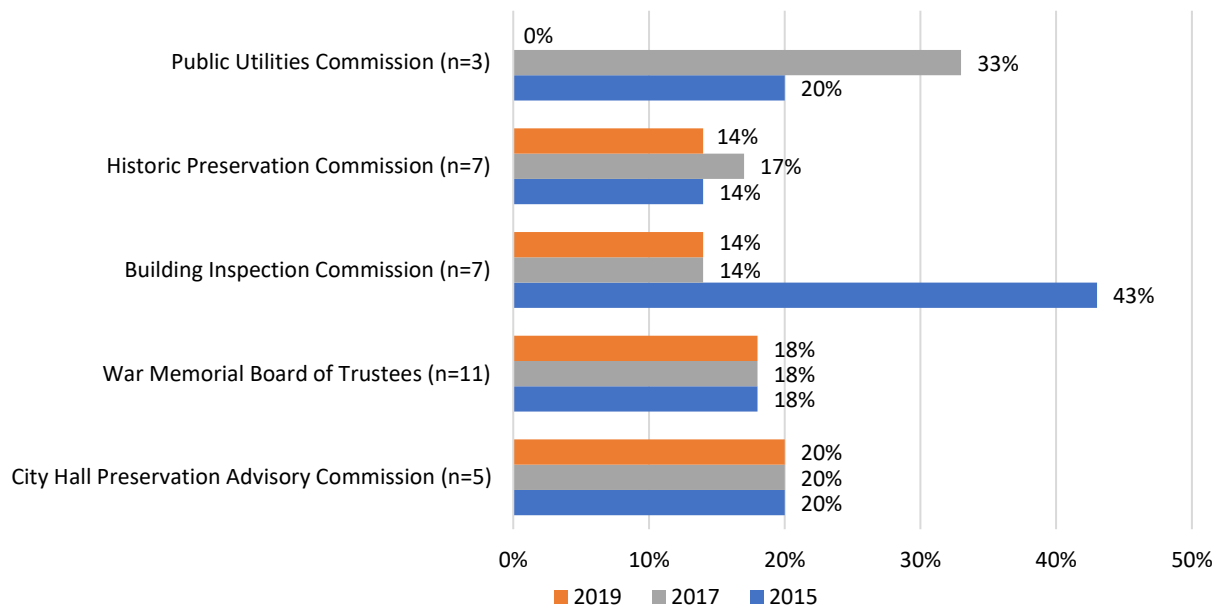
Figure 8: Commissions and Boards with Highest Percentage of People of Color, 2019 Compared to 2017, 2015



Source: SF DOSW Data Collection & Analysis.

There are 23 policy bodies that have 40% or less appointees who identified a racial and ethnic category other than white. Although the Public Utilities Commission has two vacancies, *none* of the current appointees identify as people of color. The Historic Preservation Commission and Building Inspection Commission are both at 14% representation for people of color. The Building Inspection Commission had a large drop from 43% in 2015, with the percentage of people of color decreasing to 14% in 2017 and remaining at this percent for 2019. Lastly, the War Memorial Board of Trustees and City Hall Preservation Advisory Commission have 18% and 20%, respectively.

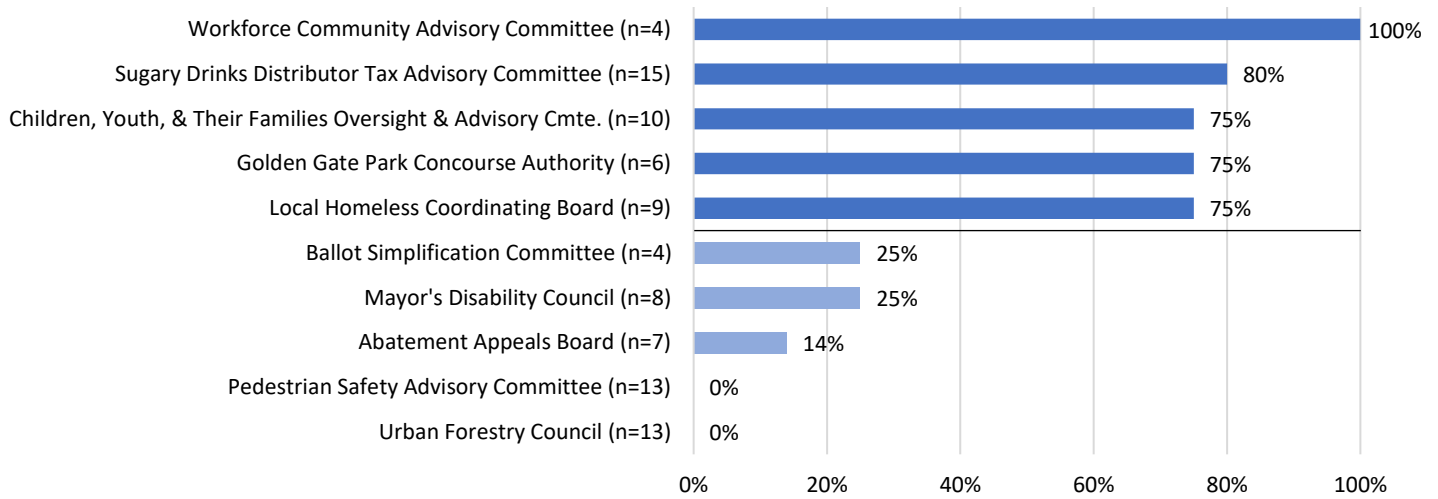
Figure 9: Commissions and Boards with Lowest Percentage of People of Color, 2019 Compared to 2017, 2015



Source: SF DOSW Data Collection & Analysis.

In addition to Commissions and Boards, Advisory Bodies were examined for the highest and lowest percentages of people of color. This is the first year such bodies have been included, thus comparison to previous years is unavailable. All members of the Workforce Community Advisory Committee are people of color. People of color comprise 80% of the Sugary Drinks Distributor Tax Advisory Committee, and 75% of appointees on the Children, Youth and Their Families Oversight and Advisory Committee, the Golden Gate Park Concourse Authority, and the Local Homeless Coordinating Board. Out of the five Advisory Bodies with the lowest representation of people of color, the Ballot Simplification Committee and the Mayor's Disability Council have 25% appointees of color, and the Abatement Appeals Board has 14% appointees of color. The Urban Forestry and the Pedestrian Safety Advisory Committee have no people of color currently serving.

Figure 10: Advisory Bodies with the Highest and Lowest Percentage of People of Color, 2019

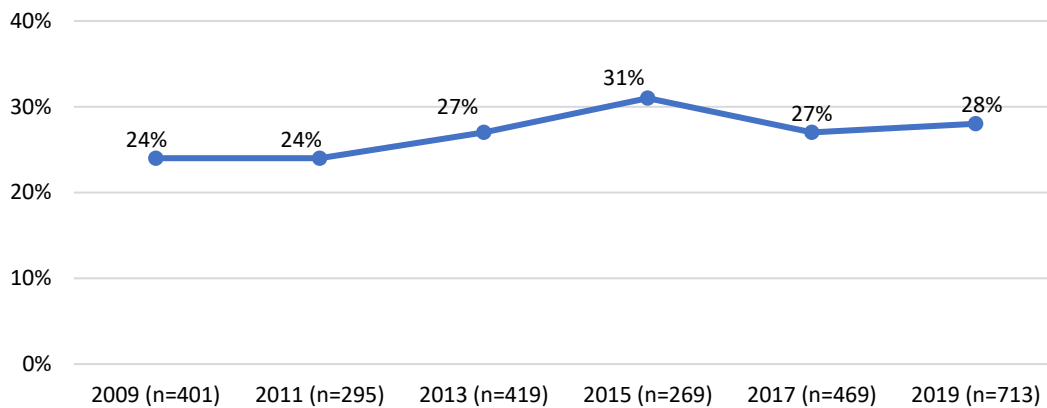


Source: SF DOSW Data Collection & Analysis.

C. Race and Ethnicity by Gender

White men and women are overrepresented on San Francisco policy bodies, while Asian and Latinx men and women are underrepresented. While women of color continue to be underrepresented at 28% compared to the San Francisco population of 32%, this is a slight increase from 2017 which showed 27% women of color. Meanwhile, men of color are 21% of appointees compared to 31% of the San Francisco population.

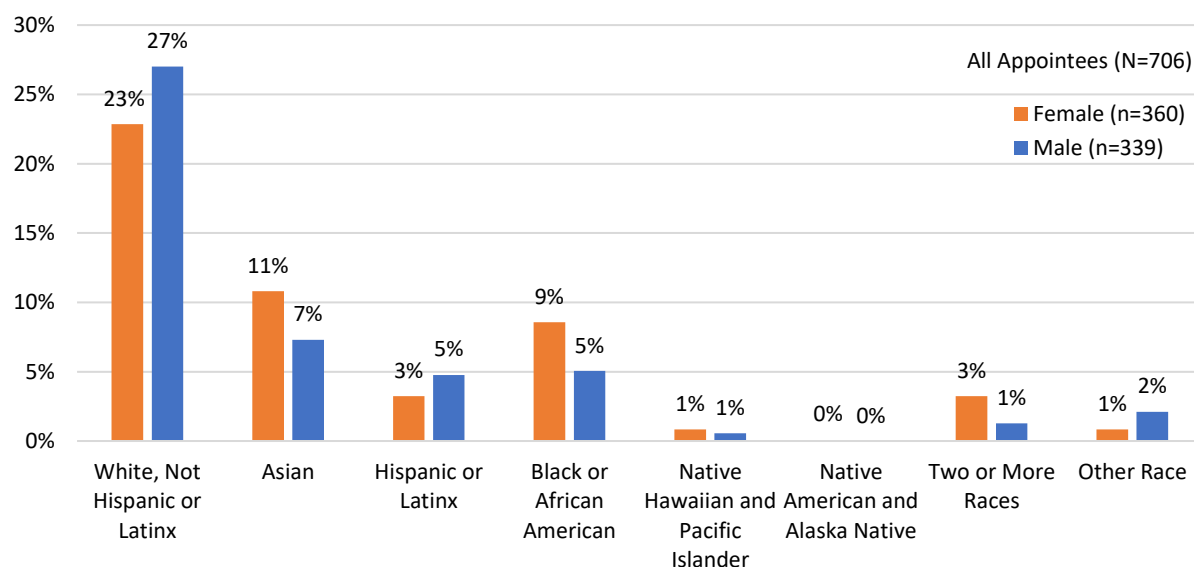
Figure 11: 10-Year Comparison of Representation of Women of Color on Policy Bodies



Source: SF DOSW Data Collection & Analysis.

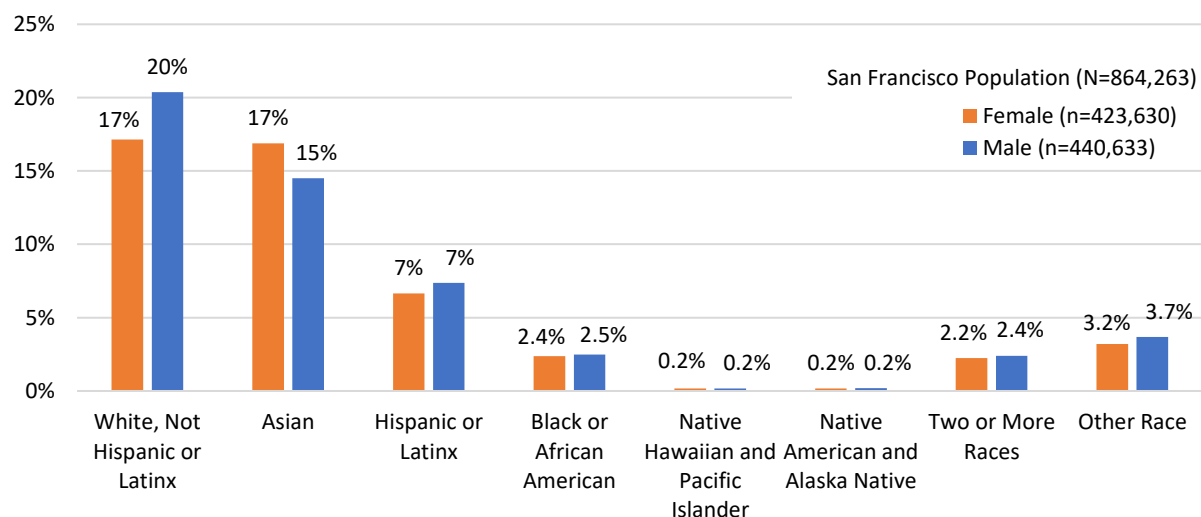
The following figures present the breakdown for appointees and the San Francisco population by race and ethnicity and gender. White men and women are overrepresented, holding 27% and 23% of appointments, respectively, compared to 20% and 17% of the population, respectively. Asian men and women are both greatly underrepresented with Asian women making up 11% of appointees compared to 17% of the population while Asian men comprise 7% of appointees and 15% of the population. Latinx men and women are also underrepresented, particularly Latinx women, who are 3% of appointees and 7% of the population, while Latinx men are 5% of appointees and 7% of the population. Black or African American men and women are well-represented with Black women comprising 9% of appointees and Black men comprising 5% of appointees. Pacific Islander men and women, and multiethnic women also exceed parity with the population. Although Native American men and women make up only 0.4% of San Francisco's population, none of the surveyed appointees identified themselves as such.

Figure 12: Appointees by Race/Ethnicity and Gender, 2019



Source: SF DOSW Data Collection & Analysis.

Figure 13: San Francisco Population by Race/Ethnicity, 2019



Source: 2017 American Community Survey 5-Year Estimates.

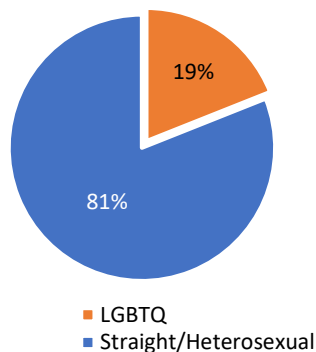
D. LGBTQ Identity

Lesbian, gay, bisexual, transgender, queer, and questioning (LGBTQ) identity data was collected from 548, or 75%, of the 741 surveyed appointees, which is much more data on LGBTQ identity compared to previous reports. Due to limited and outdated information on the population of the LGBTQ community in San Francisco, it is difficult to adequately assess the representation of the LGBTQ community. However, compared to available San Francisco, larger Bay Area, and national data, the LGBTQ community is well represented on San Francisco policy bodies. Recent research estimates the national LGBT population is 4.5%.⁵ The LGBT population of the San Francisco and greater Bay Area is estimated to rank the highest of U.S. cities at 6.2%,⁶ while a 2006 survey found that 15.4% of adults in San Francisco identify as LGBT⁷.

Of the appointees who responded to this question, 19% identify as LGBTQ and 81% identify as straight or heterosexual. Of the LGBTQ appointees, 48% identify as gay, 23% as lesbian, 17% as bisexual, 7% as queer, 5% as transgender, and 1% as questioning. Data on LGBTQ identity by race was not captured. Efforts to capture data on LGBTQ identity by race for future reports would enable more intersectional analysis.

Figure 14: LGBTQ Identity of Appointees, 2019

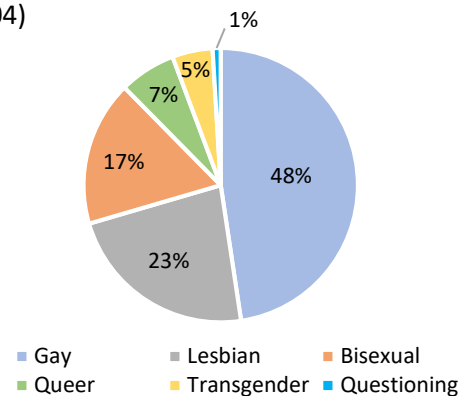
(N=548)



Source: SF DOSW Data Collection & Analysis.

Figure 15: LGBTQ Population of Appointees, 2019

(N=104)



Source: SF DOSW Data Collection & Analysis.

E. Disability Status

Overall, 12% of adults in San Francisco have one or more disabilities, and when broken down by gender, 6.2% are women and 5.7% are men. Disability data for transgender and gender non-conforming individuals in San Francisco is currently unavailable. Data on disability was obtained from 516, or 70%, of the 714 appointees who participated in the survey. Of the 516 appointees, 11.2% reported to have one

⁵ Frank Newport, "In U.S., Estimate of LGBT Population Rises to 4.5%," *GALLUP* (May 22, 2018) <https://news.gallup.com/poll/234863/estimate-lgbt-population-rises.aspx>.

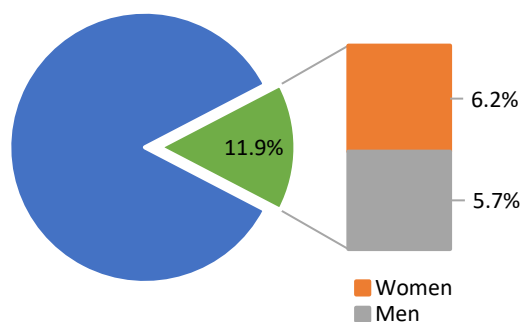
⁶ Gary J. Gates and Frank Newport, "San Francisco Metro Area Ranks Highest in LBGT Percentage," *GALLUP* (March 20, 2015) https://news.gallup.com/poll/182051/san-francisco-metro-area-ranks-highest-lgbt-percentage.aspx?utm_source=Social%20Issues&utm_medium=newsfeed&utm_campaign=tiles.

⁷ Gary J. Gates, "Same Sex Couples and the Gay, Lesbian, Bisexual Population: New Estimates from the American Community Survey," *The Williams Institute on Sexual Orientation Law and Public Policy, UCLA School of Law* (2006).

or more disabilities, which is near parity with the San Francisco population. Of the 11.2% appointees with one or more disabilities, 6.8% are women, 3.9% are men, 0.4% are trans women, and 0.2% are trans men.

Figure 16: San Francisco Adult Population with a Disability by Gender, 2017

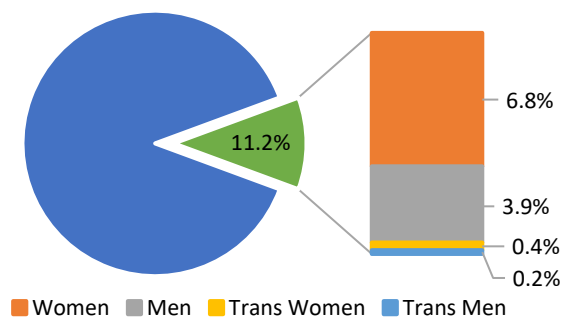
(N=744,243)



Source: 2017 American Community Survey 5-Year Estimates.

Figure 17: Appointees with One or More Disabilities by Gender, 2019

(N=516)



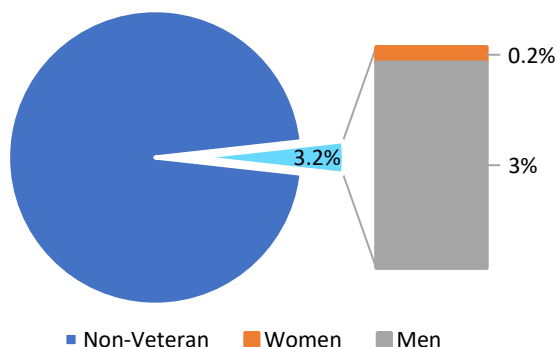
Source: SF DOSW Data Collection & Analysis.

F. Veteran Status

Overall, 3.2% of the adult population in San Francisco has served in the military. There is a considerable difference by gender, as male veterans are 3% and female veterans are 0.2% of the population. Data on veteran status was obtained from 494, or 67%, of appointees who participated in the survey. Of the 494 appointees who responded to this question, 7.1% have served in the military. Like the San Francisco population, there is a large difference by gender, as men comprise 5.7% and women make up only 1.2% of the total number of veteran appointees. Of participating appointees, 0.2% of veterans are trans women. Veteran status data on transgender and gender non-conforming individuals in San Francisco is currently unavailable.

Figure 18: San Francisco Adult Population with Military Service by Gender, 2017

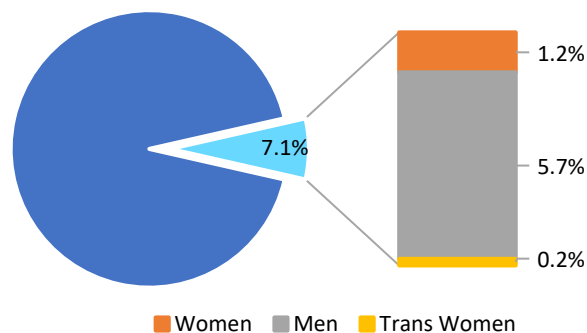
(N=747,896)



Source: 2017 American Community Survey 5-Year Estimates.

Figure 19: Appointees with Military Service, 2019

(N=494)



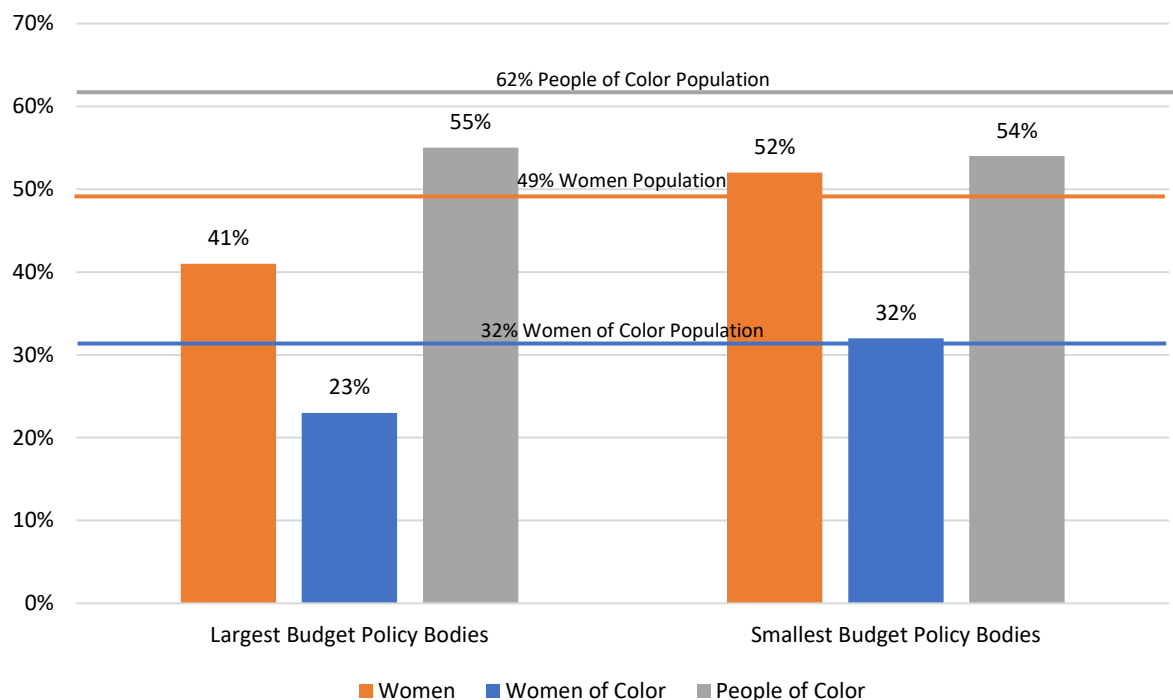
Source: SF DOSW Data Collection & Analysis.

G. Policy Bodies by Budget

This report also examines whether policy bodies with the largest and smallest budget sizes and other characteristics are demographically representative of the San Francisco population. In this section, budget size is used as a proxy for influence. Although this report has expanded the scope of analysis to include more policy bodies compared to previous reports, this section of analysis was limited to Commissions and Boards with decision-making authority and whose members file financial disclosures with the Ethics Commission. The purpose of this analysis is to evaluate the demographics for the spectrum of budgetary influence of policy bodies with decision-making authority in San Francisco.

Overall, appointees from the 10 largest budgeted Commissions and Boards are 55% people of color, 41% women, and 23% women of color. Appointees from the 10 smallest budgeted Commissions and Boards are 54% people of color, 52% women, and 32% women of color. Although still below parity with the San Francisco population, the representation of people of color on both the largest and smallest budgeted policy bodies is greater than the percentage of people of color for all appointees combined (50%). For women and women of color, their representation meets or exceeds parity with the population on the 10 smallest budgeted bodies. However, it falls far below parity for the 10 largest budgeted bodies. The representation of total women and women of color is greater on smaller budgeted policy bodies by 27%, and 39%, respectively.

Figure 20: Percent of Women, Women of Color, and People of Color on Commissions and Boards with Largest and Smallest Budgets in Fiscal Year 2018-2019



Source: SF DOSW Data Collection & Analysis.

Figure 21: Demographics of Commissions and Boards with Largest Budgets, 2019

Body	FY18-19 Budget	Total Seats	Filled seats	Women	Women of Color	People of Color
Health Commission	\$2,200,000,000	7	7	29%	14%	86%
Public Utilities Commission	\$1,296,600,000	5	3	67%	0%	0%
MTA Board of Directors and Parking Authority Commission	\$1,200,000,000	7	7	57%	14%	43%
Airport Commission	\$1,000,000,000	5	5	40%	20%	40%
Commission on Community Investment and Infrastructure	\$745,000,000	5	5	60%	60%	100%
Police Commission	\$687,139,793	7	7	43%	43%	71%
Health Authority (Plan Governing Board)	\$666,000,000	19	15	33%	27%	47%
Human Services Commission	\$529,900,000	5	5	40%	0%	40%
Fire Commission	\$400,721,970	5	5	20%	20%	40%
Aging and Adult Services Commission	\$334,700,000	7	7	43%	14%	57%
Total	\$9,060,061,763	72	66	41%	23%	55%

Source: SF DOSW Data Collection & Analysis.

Figure 22: Demographics of Commissions and Boards with Smallest Budgets, 2019

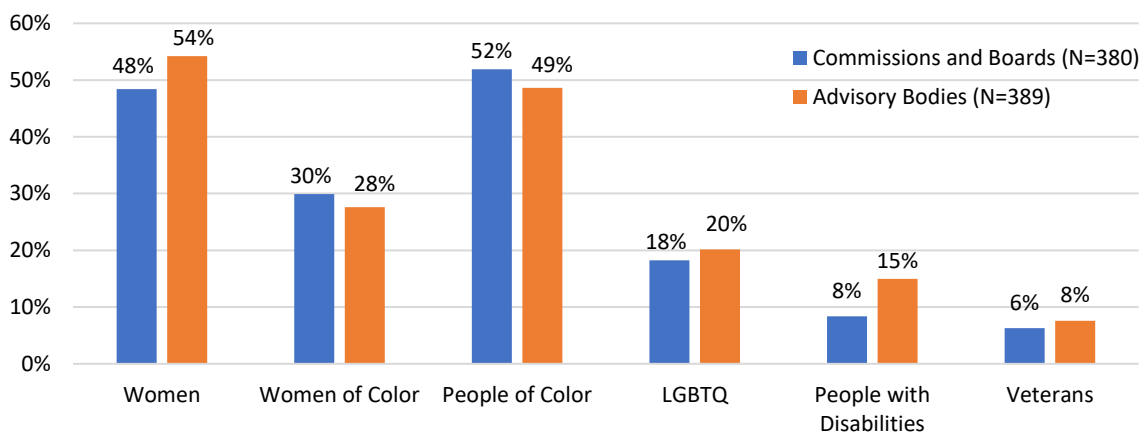
Body	FY18-19 Budget	Total Seats	Filled Seats	Women	Women of color	People of Color
Rent Board Commission	\$8,543,912	10	9	44%	11%	33%
Commission on the Status of Women	\$8,048,712	7	7	100%	71%	71%
Ethics Commission	\$6,458,045	5	4	100%	50%	50%
Human Rights Commission	\$4,299,600	12	10	50%	50%	70%
Small Business Commission	\$2,242,007	7	7	43%	29%	43%
Civil Service Commission	\$1,262,072	5	4	50%	0%	25%
Board of Appeals	\$1,072,300	5	5	40%	20%	40%
Entertainment Commission	\$1,003,898	7	7	29%	14%	57%
Assessment Appeals Board No.1, 2, & 3	\$663,423	24	18	39%	22%	44%
Youth Commission	\$305,711	17	16	56%	44%	75%
Total	\$33,899,680	99	87	52%	32%	54%

Source: SF DOSW Data Collection & Analysis.

H. Comparison of Advisory Body and Commission and Board Demographics

The comparison of the two policy body categories in this section provides another proxy for influence, as Commissions and Boards whose members file disclosures of economic interest have greater decision-making authority in San Francisco than Advisory Bodies whose members do not file economic interest disclosures. The percentages of total women, LGBTQ people, people with disabilities, and veterans are larger for total appointees on Advisory Bodies. However, the percentages of women of color and people of color on Commissions and Boards slightly exceeds the percentages of women of color and people of color on Advisory Bodies.

Figure 23: Demographics of Appointees on Commission and Boards and Advisory Bodies, 2019

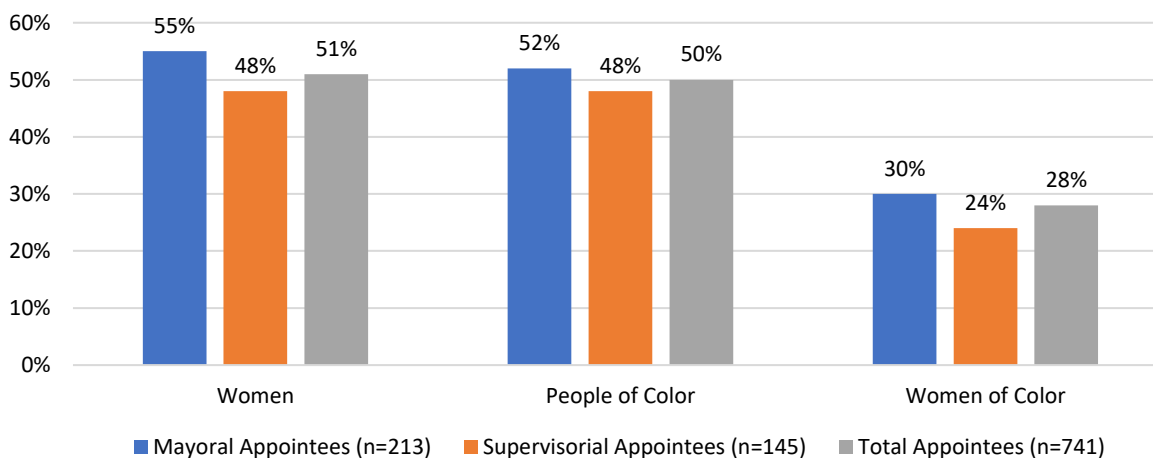


Source: SF DOSW Data Collection & Analysis.

I. Demographics of Mayoral, Supervisorial, and Total Appointees

Figure 24 compares the representation of women, women of color, and people of color for appointments made by the Mayor, Board of Supervisors, and by the total of all approving authorities combined. Mayoral appointments are more diverse, and consist of more women, women of color, and people of color compared to Supervisorial appointments. Mayoral appointments include 55% women, 30% women of color, and 52% people of color, while Supervisorial appointments are 48% women, 24% women of color, and 48% people of color. The total of all approving authorities combined average out at 51% women, 28% women of color, and 50% people of color. This disparity in diversity between Mayoral and Supervisorial appointments may be due in part to the appointment section process for each authority. The 11-member Board of Supervisors only sees applicants for specific bodies through the 3-member Rules Committee or by designees, stipulated in legislation (e.g. “renter,” “landlord,” “consumer advocate”), whereas the Mayor typically has the ability to take total appointments into account during selections, and can therefore better address gaps in diversity.

Figure 24: Demographics of Mayoral, Supervisorial, and Total Appointees, 2019



Source: SF DOSW Data Collection & Analysis.

III. Conclusion

Since the first gender analysis of Commissions and Boards in 2007, the representation of women appointees on San Francisco policy bodies has gradually increased. The *2019 Gender Analysis* finds the percentage of women appointees is 51%, which slightly exceeds the population of women in San Francisco.

When appointee demographics are analyzed by gender and race, women of color continue to be underrepresented on San Francisco policy bodies compared to the San Francisco population. Most notably underrepresented are Asian women who make up 17% of the population but only 11% of appointees, and Latinx women who make up 7% of the population but only 3% of appointees. Additionally, men of color are underrepresented relative to their San Francisco population, primarily Asian and Latinx men.

Furthermore, when analyzing the demographic composition of larger and smaller budgeted Commissions and Boards, women are underrepresented on those with the largest budgets, and overrepresented or reach parity with the population on smaller budgeted Commissions and Boards. These two trends are amplified for women of color appointees. Women comprise 41% of total appointees on the largest budgeted policy bodies, which is 8 percentage points below the population, and women of color comprise 23% of total appointees on the largest budgeted policy bodies, 9 percentage points below their San Francisco population. Comparatively, women are 52% of total appointees on the smallest budgeted policy bodies, and women of color are 32% of appointees, which is equal to the San Francisco population. However, the issue of largest and smallest budgeted policy bodies does not seem to impact the representation of people of color. People of color make up 55% of appointees on the largest budgeted policy bodies and 54% of appointees on the smallest budgeted policy bodies compared to 50% of total appointees. Nonetheless, these percentages still fall below the San Francisco population of people of color at 62%.

In addition to using budget size as a proxy for influence, this report analyzed demographic characteristics of appointees on Commissions and Boards who file disclosures of economic interest and have decision-making authority, and appointees on Advisory Bodies who do not file economic interest disclosures. Over half (54%) of appointees on Advisory Bodies are women, while 48% of appointees on Commissions and Boards are women. Although 48% is only slightly below the San Francisco population of women, women comprise a decently higher percentage of appointees on Advisory Bodies compared to Commissions and Boards.

This year's report features more data on LGBTQ identity, veteran status, and disability than previous gender analyses. The *2019 Gender Analysis* found a relatively high representation of LGBTQ individuals on San Francisco policy bodies. For the appointees that provided LGBTQ identity information, 19% identify as LGBTQ with the largest subset being gay men at 48%. It is recommended for future gender analyses to collect LGBTQ data by race and gender to provide additional intersectional analysis. The representation of appointees with disabilities is 11%, just below the 12% population. Veterans are highly represented on San Francisco policy bodies at 7% compared to the veteran population of 3%.

Additionally, this report evaluates and compares the representation of women, women of color, and people of color appointees by the Mayor, Board of Supervisors, and by the total of all approving authorities combined. Mayoral appointees include 55% women, 30% women of color, and 52% people

of color, which overall is more diverse by gender and race compared to both Supervisorial appointees and total appointees.

This report is intended to advise the Mayor, Board of Supervisors, and other appointing authorities, as they select appointments for policy bodies of the City and County of San Francisco. In spirit of the 2008 City Charter Amendment that establishes this biennial Gender Analysis report requirement and the importance of diversity on San Francisco policy bodies, efforts to address gaps in diversity and inclusion should remain at the forefront when making appointments in order to accurately reflect the population of San Francisco.

IV. Methodology and Limitations

This report focuses on City and County of San Francisco Commissions, Boards, Task Forces, Councils, and Committees that have the majority of members appointed by the Mayor and Board of Supervisors and that have jurisdiction limited to the City. The gender analysis reflects data from the policy bodies that provided information to the Department on the Status of Women through digital and paper survey.

Data was requested from 90 policy bodies and acquired from 84 different policy bodies and a total of 741 appointees. A Commissioner or Board member's gender identity, race/ethnicity, sexual orientation, disability status, and veteran status were among data elements collected on a voluntary basis. Data on lesbian, gay, bisexual, transgender, queer, or questioning (LGBTQ) identity, disability, and veteran status of appointees were incomplete or unavailable for some appointees but are included to the extent possible. As the fundamental objective of this report is to surface patterns of underrepresentation, every attempt has been made to reflect accurate and complete information in this report. Data for some policy bodies was incomplete, and all appointees who responded were included in the total demographic categories. Only policy bodies with full data on gender and race for all appointees were included in sections comparing demographics of individual bodies. It should be noted that for policy bodies with a small number of members, the change of a single individual greatly impacts the percentages of demographic categories. As such, these percentages should be interpreted with this in mind.

The surveyed policy bodies fall under two categories designated by the San Francisco Office of the City Attorney document entitled *List of City Boards, Commissions, and Advisory Bodies Created by Charter, Ordinance, or Statute*.⁸ This document separates San Francisco policy bodies into two different categories. The first category includes Commissions and Boards with decision-making authority and whose members are required to submit financial disclosures with the Ethics Commission, and the second category encompasses Advisory Bodies whose members do not submit financial disclosures with the Ethics Commission. Depending on the analysis criteria in each section of this report, the surveyed policy bodies and appointees are either examined comprehensively as a whole or examined separately in the two categories designated by the Office of the City Attorney.

Data from the U.S. Census 2013-2017 American Community Survey 5-Year Estimates provides a comparison to the San Francisco population. Figures 26 and 27 in the Appendix display these population estimates by race/ethnicity and gender.

⁸ "List of City Boards, Commissions, and Advisory Bodies Created by Charter, Ordinance, or Statute," Office of the City Attorney, <https://www.sfcityattorney.org/wp-content/uploads/2016/01/Commission-List-08252017.pdf>, (August 25, 2017).

Appendix

Figure 25: Policy Body Demographics, 2019⁹

Policy Body	Total Seats	Filled Seats	FY18-19 Budget	Women	Women of Color	People of Color
Abatement Appeals Board	7	7	\$76,500,000	14%	0%	14%
Aging and Adult Services Commission	7	7	\$334,700,000	57%	33%	57%
Airport Commission	5	5	\$1,000,000,000	40%	50%	40%
Arts Commission	15	15	\$37,000,000	67%	50%	60%
Asian Art Commission	27	27	\$30,000,000	63%	71%	59%
Assessment Appeals Board No.1	8	5	\$663,423	20%	0%	20%
Assessment Appeals Board No.2	8	8	-	50%	75%	63%
Assessment Appeals Board No.3	8	4	-	50%	50%	50%
Ballot Simplification Committee	5	4	\$0	75%	33%	25%
Bayview Hunters Point Citizens Advisory Committee	12	9	\$0	33%	100%	67%
Board of Appeals	5	5	\$1,072,300	40%	50%	40%
Board of Examiners	13	13	\$0	0%	0%	46%
Building Inspection Commission	7	7	\$76,500,000	14%	0%	14%
Child Care Planning and Advisory Council	25	19	\$26,841	84%	50%	50%
Children and Families Commission (First 5)	9	8	\$28,002,978	100%	75%	75%
Children, Youth, and Their Families Oversight and Advisory Committee	11	10	\$155,224,346	50%	80%	75%
Citizen's Committee on Community Development	9	8	\$39,696,467	75%	67%	63%
City Hall Preservation Advisory Commission	5	5	\$0	60%	33%	20%
Civil Service Commission	5	4	\$1,262,072	50%	0%	25%
Commission on Community Investment and Infrastructure	5	5	\$745,000,000	60%	100%	100%
Commission on the Aging Advisory Council	22	15	\$0	80%	33%	31%
Commission on the Environment	7	6	\$27,280,925	67%	50%	50%
Commission on the Status of Women	7	7	\$8,048,712	100%	71%	71%
Dignity Fund Oversight and Advisory Committee	11	11	\$3,000,000	82%	33%	45%
Eastern Neighborhoods Citizens Advisory Committee	19	13	\$0	38%	40%	44%
Elections Commission	7	7	\$15,238,360	57%	25%	29%
Entertainment Commission	7	7	\$1,003,898	29%	50%	57%
Ethics Commission	5	4	\$6,458,045	100%	50%	50%
Film Commission	11	11	\$0	55%	67%	50%
Fire Commission	5	5	\$400,721,970	20%	100%	40%
Golden Gate Park Concourse Authority	7	6	\$0	50%	67%	75%

⁹ Figure 25 only includes policy bodies with complete data on gender for all appointees. Some bodies had incomplete data on race/ethnicity of appointees. For these, percentages for people of color are calculated out of known race/ethnicity.

Policy Body	Total Seats	Filled Seats	FY18-19 Budget	Women	Women of Color	People of Color
Health Authority (Plan Governing Board)	19	15	\$666,000,000	33%	80%	50%
Health Commission	7	7	\$2,200,000,000	43%	50%	86%
Health Service Board	7	6	\$11,632,022	33%	0%	50%
Historic Preservation Commission	7	7	\$53,832,000	43%	33%	14%
Housing Authority Commission	7	6	\$60,894,150	50%	100%	83%
Human Rights Commission	12	10	\$4,299,600	60%	100%	70%
Human Services Commission	5	5	\$529,900,000	40%	0%	40%
Immigrant Rights Commission	15	13	\$0	54%	86%	85%
In-Home Supportive Services Public Authority	13	9	\$70,729,667	44%	50%	56%
Juvenile Probation Commission	7	6	\$48,824,199	33%	100%	100%
Library Commission	7	7	\$160,000,000	71%	40%	57%
Local Homeless Coordinating Board	9	9	\$40,000,000	56%	60%	75%
Mayor's Disability Council	11	8	\$0	75%	17%	25%
Mental Health Board	17	15	\$184,962	73%	64%	73%
MTA Board of Directors and Parking Authority Commission	7	7	\$1,200,000,000	57%	25%	43%
Office of Early Care and Education Citizens' Advisory Committee	9	9	\$0	89%	50%	56%
Oversight Board (COII)	7	6	\$745,000,000	17%	100%	67%
Pedestrian Safety Advisory Committee	17	13	\$0	46%	17%	8%
Planning Commission	7	6	\$53,832,000	50%	67%	33%
Police Commission	7	7	\$687,139,793	43%	100%	71%
Port Commission	5	5	\$192,600,000	60%	67%	60%
Public Utilities Citizen's Advisory Committee	17	13	\$0	54%	14%	31%
Public Utilities Commission	5	3	\$1,296,600,000	67%	0%	0%
Public Utilities Rate Fairness Board	7	6	\$0	33%	100%	67%
Public Utilities Revenue Bond Oversight Committee	7	5	\$0	40%	50%	40%
Recreation and Park Commission	7	7	\$230,900,000	29%	50%	43%
Reentry Council	24	23	\$0	43%	70%	70%
Rent Board Commission	10	9	\$8,543,912	44%	25%	33%
Residential Users Appeal Board	3	2	\$0	0%	0%	50%
Retirement System Board	7	7	\$95,000,000	43%	67%	29%
Sentencing Commission	13	13	\$0	31%	25%	67%
Small Business Commission	7	7	\$2,242,007	43%	67%	43%
SRO Task Force	12	12	\$0	42%	25%	55%
Sugary Drinks Distributor Tax Advisory Committee	16	15	\$0	67%	70%	80%
Sunshine Ordinance Task Force	11	11	\$0	27%	67%	36%
Sweatfree Procurement Advisory Group	11	7	\$0	43%	67%	43%
Treasure Island Development Authority	7	6	\$18,484,130	50%	N/A	N/A

Policy Body	Total Seats	Filled Seats	FY18-19 Budget	Women	Women of Color	People of Color
Treasure Island/Yerba Buena Island Citizens Advisory Board	17	13	\$0	54%	N/A	N/A
Urban Forestry Council	15	13	\$153,626	8%	0%	0%
Veterans Affairs Commission	17	11	\$0	36%	50%	55%
War Memorial Board of Trustees	11	11	\$18,185,686	55%	33%	18%
Workforce Community Advisory Committee	8	4	\$0	100%	100%	100%
Youth Commission	17	16	\$305,711	56%	78%	75%

Source: SF DOSW Data Collection & Analysis, 2019.

Figure 26: San Francisco Population Estimates by Race/Ethnicity, 2017

Race/Ethnicity	Total	
	Estimate	Percent
San Francisco County California	864,263	-
White, Not Hispanic or Latino	353,000	38%
Asian	295,347	31%
Hispanic or Latinx	131,949	14%
Some other Race	64,800	7%
Black or African American	45,654	5%
Two or More Races	43,664	5%
Native Hawaiian and Pacific Islander	3,226	0.3%
Native American and Alaska Native	3,306	0.4%

Source: 2017 American Community Survey 5-Year Estimates.

Figure 27: San Francisco Population Estimates by Race/Ethnicity and Gender, 2017

Race/Ethnicity	Total		Female		Male	
	Estimate	Percent	Estimate	Percent	Estimate	Percent
San Francisco County California	864,263	-	423,630	49%	440,633	51%
White, Not Hispanic or Latino	353,000	38%	161,381	17%	191,619	20%
Asian	295,347	31%	158,762	17%	136,585	15%
Hispanic or Latinx	131,949	14%	62,646	7%	69,303	7%
Some Other Race	64,800	7%	30,174	3%	34,626	4%
Black or African American	45,654	5%	22,311	2.4%	23,343	2.5%
Two or More Races	43,664	5%	21,110	2.2%	22,554	2.4%
Native Hawaiian and Pacific Islander	3,226	0.3%	1,576	0.2%	1,650	0.2%
Native American and Alaska Native	3,306	0.4%	1,589	0.2%	1,717	0.2%

Source: 2017 American Community Survey 5-Year Estimates.

City and County of San Francisco
Department on the Status of Women
25 Van Ness Avenue, Suite 240
San Francisco, California 94102
sfgov.org/dosw
dosw@sfgov.org
415.252.2570

From: [Board of Supervisors, \(BOS\)](#)
To: [BOS-Supervisors](#); [BOS-Legislative Aides](#)
Cc: [Calvillo, Angela \(BOS\)](#); [Somera, Alisa \(BOS\)](#); [Laxamana, Junko \(BOS\)](#); [Ng, Wilson \(BOS\)](#); [BOS Legislation, \(BOS\)](#); [Young, Victor \(BOS\)](#)
Subject: FW: Board 1 Assessment Appeals Board Appointments 9/27/21
Date: Tuesday, September 28, 2021 5:21:26 PM

From: plblrr <plblrr@gmail.com>
Sent: Monday, September 27, 2021 6:48 PM
To: Walton, Shamann (BOS) <shamann.walton@sfgov.org>
Cc: Calvillo, Angela (BOS) <angela.calvillo@sfgov.org>; Peskin, Aaron (BOS) <aaron.peskin@sfgov.org>
Subject: Board 1 Assessment Appeals Board Appointments 9/27/21

This message is from outside the City email system. Do not open links or attachments from untrusted sources.

Hello Supervisors,

I wanted to follow up on today's appointments and request to be moved back to an alternate position position for Assessment Appeals Board 1.

Thanks for moving my nomination from alternate to full board 1 however, I am not able to commit to the time commitment of board 1 as I am also a part time teacher.

I had originally requested for today's commission to be an alternate member.

Thanks.

Paul B