

FILE NO. 211127

Petitions and Communications received from October 14, 2021, through October 21, 2021, for reference by the President to Committee considering related matters, or to be ordered filed by the Clerk on October 26, 2021.

Personal information that is provided in communications to the Board of Supervisors is subject to disclosure under the California Public Records Act and the San Francisco Sunshine Ordinance. Personal information will not be redacted.

From the Department of Elections, submitting Certifications of Petitions to recall San Francisco Board of Education Board Members. Copy: Each Supervisor. (1)

Pursuant to Charter Section 14.103

- Allison Collins
- Faauuga Moliga
- Gabriela Lopez

From the Capital Planning Committee, pursuant to Administrative Code, Section 3.21, submitting memo regarding Treasure Island Special Tax Bonds. Copy: Each Supervisor. (2)

From the Office of the Mayor, making an appointment to the following body. Copy: Each Supervisor. (3)

Appointment pursuant to Charter, Section 4.117

- **Entertainment Commission**
 - Al Perez - term ending July 1, 2025

From the City Services Auditor, submitting report on Department of Elections' payroll and nonpayroll cash disbursement processes. Copy: Each Supervisor. (4)

From the Police Department, submitting the Weekly Crime Trends Report. Copy: Each Supervisor. (5)

From the Public Utilities Commission, pursuant to Ordinance No. 101-20, submitting quarterly report (July 2021 - September 2021) on the Status of Green Infrastructure Grant Program. Copy: Each Supervisor. (6)

From the Office of the Chief Medical Examiner, submitting Overdose Report for October 2021. Copy: Each Supervisor. (7)

From the Office of the Treasurer & Tax Collector, pursuant to California State Government Code, Section 53646, submitting the City and County of San Francisco Pooled Investment Report for September 2021. Copy: Each Supervisor. (8)

From John Avalos, National Union of Healthcare Workers, regarding behavioral health services provided by Kaiser Permanente. File No. 210971. Copy: Each Supervisor. (9)

From Cherie Fehrman, regarding Lake Street Slow Street. Copy: Each Supervisor. (10)

From Mary Rogus, regarding hunger strike protest over housing concerns. Copy: Each Supervisor. (11)

From concerned citizens, regarding rent-controlled units. 30 letters. Copy: Each Supervisor. (12)

From concerned citizens, regarding overdose prevention sites. File No. 210946. 12 letters. Copy: Each Supervisor. (13)

From concerned citizens, regarding 1525 Pine Street project. File No. 210901. 10 letters. Copy: Each Supervisor. (14)

From concerned citizens, regarding proposed Accessory Dwelling Unit legislation. File No. 210699. 3 letters. Copy: Each Supervisor. (15)

From concerned citizens, regarding store closures. 2 letters. Copy: Each Supervisor. (16)

From concerned citizens, regarding proposed project at 249 Texas Street. File No. 210791. 2 letters. Copy: Each Supervisor (17)

From concerned citizens regarding proposed Vehicle Triage Center at Candlestick Point Recreation Area. File No. 210966. 2 letters. Copy: Each Supervisor. (18)

From Roger Parodi, regarding bus shelters. 2 letters. Copy: Each Supervisor. (19)

From Kai Kronfield, regarding John F. Kennedy Drive. Copy: Each Supervisor. (20)

From Verizon, submitting notice of antennae installations at 205 Shipley Street and 200 Folsom Street. Copy: Each Supervisor. (21)

From the Department of Elections, pursuant to Charter, Section 13.106, submitting Report Regarding Results of 2020 Census Data. Copy: Each Supervisor. (22)



CITY AND COUNTY OF SAN FRANCISCO
DEPARTMENT OF ELECTIONS

John Arntz, Director

2021 OCT 18 PM 4:24

BY

JA

October 18, 2021

James R. Sutton

150 Post St., Suite 405

San Francisco, California 94108

jsutton@campaignlawyers.com

Delivered via certified mail and email

RE: Certification of the Petition to Recall San Francisco Board of Education Member Allison Collins


Dear Mr. Sutton,

Today the Department of Elections certified that the petition to recall San Francisco Board of Education Member Alison Collins contains a sufficient number of valid signatures and that the petition is successful. The special municipal election for voters to consider the recall of Alison Collins will occur on February 15, 2022, pursuant to San Francisco Charter Section 14.103.

As authorized under California Elections Code § 11225, the Department reviewed 3,765 signatures (5% of the total submitted) that were randomly selected from the 75,304 signatures submitted with the petition. Based on this review, the Department determined the petition contained a number of valid signatures greater than the minimum of 51,325 signatures required for the petition to be deemed successful.

If you have any questions or need additional information, please contact Deborah Brown, Manager, Voter Services Division, at (415) 554-5665.

Respectfully,



John Arntz, Director

cc: London N. Breed, Mayor

Angela Calvillo, Clerk of the Board of Supervisors

Danielle Houck, Chief General Counsel, San Francisco Unified School District

Dr. Vincent Matthews, Superintendent, San Francisco Unified School District

Dennis Herrera, City Attorney

English (415) 554-4375

Fax (415) 554-7344

TTY (415) 554-4386

selections.org

1 Dr. Carlton B. Goodlett Place

City Hall, Room 48, San Francisco, CA 94102

中文 (415) 554-4367

Español (415) 554-4366

Filipino (415) 554-4310



CITY AND COUNTY OF SAN FRANCISCO
DEPARTMENT OF ELECTIONS

John Arntz, Director

October 18, 2021

James R. Sutton

150 Post St., Suite 405

San Francisco, California 94108

jsutton@campaignlawyers.com

Delivered via certified mail and email

RE: Certification of the Petition to Recall San Francisco Board of Education Member Faauga Moliga


Dear Mr. Sutton,

Today the Department of Elections certified that the petition to recall San Francisco Board of Education Member Faauga Moliga contains a sufficient number of valid signatures and that the petition is successful. The special municipal election for voters to consider the recall of Faauga Moliga will occur on February 15, 2022, pursuant to San Francisco Charter Section 14.103.

As authorized under California Elections Code § 11225, the Department reviewed 3,596 signatures (5% of the total submitted) that were randomly selected from the 71,928 signatures submitted with the petition. Based on this review, the Department determined the petition contained a number of valid signatures greater than the minimum of 51,325 signatures required for the petition to be deemed successful.

If you have any questions or need additional information, please contact Deborah Brown, Manager, Voter Services Division, at (415) 554-5665.

Respectfully,



John Arntz, Director

cc: London N. Breed, Mayor

Angela Calvillo, Clerk of the Board of Supervisors

Danielle Houck, Chief General Counsel, San Francisco Unified School District

Dr. Vincent Matthews, Superintendent, San Francisco Unified School District

Dennis Herrera, City Attorney

English (415) 554-4375

Fax (415) 554-7344

TTY (415) 554-4386

selections.org

1 Dr. Carlton B. Goodlett Place

City Hall, Room 48, San Francisco, CA 94102

中文 (415) 554-4367

Español (415) 554-4366

Filipino (415) 554-4310



CITY AND COUNTY OF SAN FRANCISCO
DEPARTMENT OF ELECTIONS

John Arntz, Director

October 18, 2021

James R. Sutton

150 Post St., Suite 405

San Francisco, California 94108

jsutton@campaignlawyers.com

Delivered via certified mail and email

RE: Certification of the Petition to Recall San Francisco Board of Education Member Gabriela Lopez


Dear Mr. Sutton,

Today the Department of Elections certified that the petition to recall San Francisco Board of Education Member Gabriela Lopez contains a sufficient number of valid signatures and that the petition is successful. The special municipal election for voters to consider the recall of Gabriela Lopez will occur on February 15, 2022, pursuant to San Francisco Charter Section 14.103.

As authorized under California Elections Code § 11225, the Department reviewed 3,778 signatures (5% of the total submitted) that were randomly selected from the 75,564 signatures submitted with the petition. Based on this review, the Department determined the petition contained a number of valid signatures greater than the minimum of 51,325 signatures required for the petition to be deemed successful.

If you have any questions or need additional information, please contact Deborah Brown, Manager, Voter Services Division, at (415) 554-5665.

Respectfully,



John Arntz, Director

cc: London N. Breed, Mayor

Angela Calvillo, Clerk of the Board of Supervisors

Danielle Houck, Chief General Counsel, San Francisco Unified School District

Dr. Vincent Matthews, Superintendent, San Francisco Unified School District

Dennis Herrera, City Attorney

English (415) 554-4375

Fax (415) 554-7344

TTY (415) 554-4386

sfelections.org

1 Dr. Carlton B. Goodlett Place

City Hall, Room 48, San Francisco, CA 94102

中文 (415) 554-4367

Español (415) 554-4366

Filipino (415) 554-4310

From: [Board of Supervisors, \(BOS\)](#)
To: [BOS-Supervisors](#)
Cc: [Calvillo, Angela \(BOS\)](#); [Mchugh, Eileen \(BOS\)](#); [Somera, Alisa \(BOS\)](#); [Ng, Wilson \(BOS\)](#); [Laxamana, Junko \(BOS\)](#)
Subject: Capital Planning Committee Memo - Treasure Island Special Tax Bonds
Date: Wednesday, October 20, 2021 10:32:00 AM
Attachments: [CPC Memo 10-18-21.pdf](#)

Hello Supervisors,

Please see attached memo received from the Capital Planning Committee regarding the Treasure Island Special Tax Bonds.

Regards,

Board of Supervisors - Clerk's Office

1 Dr. Carlton B. Goodlett Place, Room 244
 San Francisco, CA 94102
 (415) 554-5184 | (415) 554-5163
board.of.supervisors@sfgov.org | www.sfbos.org

Complete a Board of Supervisors Customer Service Satisfaction Form by clicking
<http://www.sfbos.org/index.aspx?page=104>

The [Legislative Research Center](#) provides 24-hour access to Board of Supervisors legislation, and archived matters since August 1998.

***Disclosures:** Personal information that is provided in communications to the Board of Supervisors is subject to disclosure under the California Public Records Act and the San Francisco Sunshine Ordinance. Personal information provided will not be redacted. Members of the public are not required to provide personal identifying information when they communicate with the Board of Supervisors and its committees. All written or oral communications that members of the public submit to the Clerk's Office regarding pending legislation or hearings will be made available to all members of the public for inspection and copying. The Clerk's Office does not redact any information from these submissions. This means that personal information—including names, phone numbers, addresses and similar information that a member of the public elects to submit to the Board and its committees—may appear on the Board of Supervisors website or in other public documents that members of the public may inspect or copy.*

City & County of San Francisco
London N. Breed, Mayor



Capital Planning Committee
Carmen Chu, City Administrator, Chair

MEMORANDUM

October 18, 2021

To: Members of the Board of Supervisors

From: Carmen Chu, City Administrator & Capital Planning Committee Chair

Copy: Angela Calvillo, Clerk of the Board
Capital Planning Committee

Regarding: (1) Treasure Island Special Tax Bonds

In accordance with Section 3.21 of the Administrative Code, on October 18, 2021, the Capital Planning Committee (CPC) approved the following action items to be considered by the Board of Supervisors. The CPC's recommendations are set forth below.

1. Board File Number: TBD

Approval of the resolution authorizing the issuance and sale of one or more series of Special Tax Bonds for the City and County of San Francisco Community Facilities District No. 2016-1 (Treasure Island) in an aggregate principal amount not to exceed \$25,130,000.

Recommendation:

Recommend the Board of Supervisors approve the resolution.

Comments:

The CPC recommends approval of this item by a vote of 9-0.

Committee members or representatives in favor:

Douglas Legg, Deputy City Administrator; Ashley Groffenberger, Mayor's Budget Director; Carla Short, Interim Director, Public Works; Anna Van Degna, Controller's Office; Thomas DiSanto, Planning; Jeffrey Tumlin, Director, SFMTA; Stephen Robinson, SF Public Utilities Commission; Stacey Bradley, Recreation and Parks; Ivar Satero, Director, San Francisco International Airport

From: [Mchugh, Eileen \(BOS\)](#)
To: [BOS-Supervisors](#); [BOS-Legislative Aides](#)
Cc: [Calvillo, Angela \(BOS\)](#); [Peskin, Aaron \(BOS\)](#); [Somera, Alisa \(BOS\)](#); [Young, Victor \(BOS\)](#); [PEARSON, ANNE \(CAT\)](#); [Peacock, Rebecca \(MYR\)](#); [Paulino, Tom \(MYR\)](#)
Subject: Mayoral Renomination: Entertainment Commission
Date: Tuesday, October 19, 2021 9:18:01 PM
Attachments: [Clerk's Memo 10.19.21.pdf](#)
[2021-Al Perez-Resume.pdf](#)
[2021-Al Perez-Annual F700.pdf](#)
[2021-Al Perez-ENT-Appt Letter.pdf](#)

Dear Supervisors,

The Office of the Mayor submitted the attached complete renomination package. Please see the memo from the Clerk of the Board for more information and instructions.

Thank you,


Eileen McHugh
Executive Assistant
Board of Supervisors
1 Dr. Carlton B. Goodlett Place, City Hall, Room 244
San Francisco, CA 94102-4689
Phone: (415) 554-7703 | Fax: (415) 554-5163
eileen.e.mchugh@sfgov.org | www.sfbos.org

BOARD of SUPERVISORS



City Hall
1 Dr. Carlton B. Goodlett Place, Room 244
San Francisco 94102-4689
Tel. No. 554-5184
Fax No. 554-5163
TDD/TTY No. 554-5227

MEMORANDUM

Date: October 19, 2021
To: Members, Board of Supervisors
From:  Angela Calvillo, Clerk of the Board
Subject: Renomination by the Mayor - Entertainment Commission

On October 19, 2021, the Mayor submitted the following complete renomination package pursuant to Charter, Section 4.117.

- **Al Perez** - Entertainment Commission - term ending July 1, 2025

If the Board fails to act on this nomination within 60 days (December 18, 2021) of the date the nomination is transmitted to the Clerk of the Board, the nominee shall be deemed approved as provided by Charter, Sections 4.117.

The Office of the Clerk of the Board will open a file for this renomination and will work with the Rules Chair to schedule a hearing before the Rules Committee.

(Attachments)

c: Aaron Peskin - Rules Committee Chair
Alisa Somera - Legislative Deputy
Victor Young - Rules Committee Clerk
Anne Pearson - Deputy City Attorney
Tom Paulino - Mayor's Legislative Liaison



Notice of Nomination of Reappointment

October 19, 2021

San Francisco Board of Supervisors
City Hall, Room 244
1 Dr. Carlton B. Goodlett Place
San Francisco, CA 94102

Honorable Board of Supervisors,

Pursuant to Charter §4.117, of the City and County of San Francisco, I make the following nomination:

Al Perez, for reappointment to the Entertainment Commission for a four-year term ending July 1, 2025.

I am confident that Mr. Perez will continue to serve our community well. Attached are his qualifications to serve, which demonstrate how his reappointment represents the communities of interest, neighborhoods and diverse populations of the City and County of San Francisco.

I encourage your support and am pleased to advise you of this reappointment nomination. Should you have any question about this reappointment nomination, please contact my Director of Commission Affairs, Tyra Fennell, at 415-554-6696.

Sincerely,

A handwritten signature in blue ink, reading "London N. Breed".

London N. Breed
Mayor, City and County of San Francisco

From: [San Francisco Controller's Office Reports](#)
To: [Calvillo, Angela \(BOS\)](#)
Subject: Issued – The Department of Elections Must Strengthen Its Payroll Controls
Date: Wednesday, October 20, 2021 1:20:47 PM



The Office of the Controller's City Services Auditor (CSA) today issued a report on its audit of the Department of Elections' payroll and nonpayroll cash disbursement processes. The audit found that inadequate reconciliations in the department's payroll process increase the risk of incorrect payments to employees. The department must strengthen payroll review and reconciliation controls and maintain adequate supporting documentation to mitigate this risk.

[Download the full report](#)



Sign up to receive news and updates

Search all Controller's Office reports

Twitter



LinkedIn



This is a send-only e-mail address.

For questions about the report, please contact Director of Audits Mark de la Rosa at mark.p.delarosa@sfgov.org or (415) 554-7574 or the Audits Division at (415) 554-7469.

For media queries, please contact Communications Manager Alyssa Sewlal at alyssa.sewlal@sfgov.org or (415) 694-3261.

Share this email:



[Manage](#) your preferences | [Opt out](#) using TrueRemove®

Got this as a forward? [Sign up](#) to receive our future emails.

View this email [online](#).


1 Dr. Carlton B. Goodlett Place
San Francisco, CA | 94102 US

This email was sent to angela.calvillo@sfgov.org.
To continue receiving our emails, add us to your address book.

The Department of Elections Must Strengthen Its Payroll Controls

Department of Elections

Inadequate reconciliations in the Department of Elections' payroll process increase the risk of incorrect payments to employees. The department must strengthen payroll review and reconciliation controls and maintain adequate supporting documentation to mitigate this risk.



October 20, 2021

City & County of San Francisco
Office of the Controller
City Services Auditor

About the Audits Division

The City Services Auditor (CSA) was created in the Office of the Controller through an amendment to the Charter of the City and County of San Francisco (City) that voters approved in November 2003. Within CSA, the Audits Division ensures the City's financial integrity and promotes efficient, effective, and accountable government by:

- Conducting performance audits of city departments, contractors, and functions to assess efficiency and effectiveness of service delivery and business processes.
- Investigating reports received through its whistleblower hotline of fraud, waste, and abuse of city resources.
- Providing actionable recommendations to city leaders to promote and enhance accountability and improve the overall performance and efficiency of city government.

Team:

Kate Chalk, *Lead Audit Manager*
Nicole Kelley, *Lead Audit Manager*
Eryl Karr, *Auditor-in-Charge*
Alice Duncan-Graves, *Acting Senior Auditor*
Elaine Wong, *Senior Auditor*

Mark de la Rosa
Director of Audits
Office of the Controller
City and County of San Francisco
(415) 554-7574

For media inquiries, please contact
con.media@sfgov.org.



<http://www.sfcontroller.org>



@sfcontroller



LinkedIn Office of the Controller

Audit Authority

CSA conducted this audit under the authority of the San Francisco Charter, Section 3.105 and Appendix F, which requires that CSA conduct periodic, comprehensive financial and performance audits of city departments, services, and activities.

Statement of Auditing Standards

We conducted this performance audit in accordance with generally accepted government auditing standards (GAGAS). Those standards require that we plan and perform the audit to obtain sufficient, appropriate evidence to provide a reasonable basis for our findings and conclusions based on our audit objectives. We believe that the evidence obtained provides a reasonable basis for our findings and conclusions based on our audit objectives. The Audits Division is independent per the GAGAS requirements for internal auditors.



OFFICE OF THE CONTROLLER

CITY AND COUNTY OF SAN FRANCISCO

Ben Rosenfield
Controller

Todd Rydstrom
Deputy Controller

October 20, 2021

Elections Commission
City Hall, Room 48
1 Dr. Carlton B. Goodlett Place
San Francisco, CA 94102

John Arntz, Director
Department of Elections
City Hall, Room 48
1 Dr. Carlton B. Goodlett Place
San Francisco, CA 94102

Dear Commissioners and Mr. Arntz:

The Office of the Controller (Controller), City Services Auditor (CSA), presents its report of the payroll and poll worker disbursements audit of the Department of Elections (Elections). The objective of this audit was to determine whether Elections has adequate and effective internal controls in its processes to pay employees and to disburse cash to poll workers and polling place hosts.

The audit concluded that Elections does not reconcile its internal timekeeping system to the City and County of San Francisco's payroll system, SF People and Pay, causing an increased risk of under- or overpayments. The audit also found that Elections made errors resulting in a few payments of premium pay to ineligible employees, so should improve the process it uses to review the premium pay.

The report includes eight recommendations for Elections to strengthen its payroll and poll worker disbursement controls. The department's response is attached as an appendix. We will work with the department to follow up every six months on the status of the open recommendations made in this report.

We appreciate the assistance and cooperation of all staff involved in this audit. For questions about the report, please contact me at mark.p.delarosa@sfgov.org or 415-554-7574 or CSA at 415-554-7469.

Respectfully,

Mark de la Rosa
Director of Audits

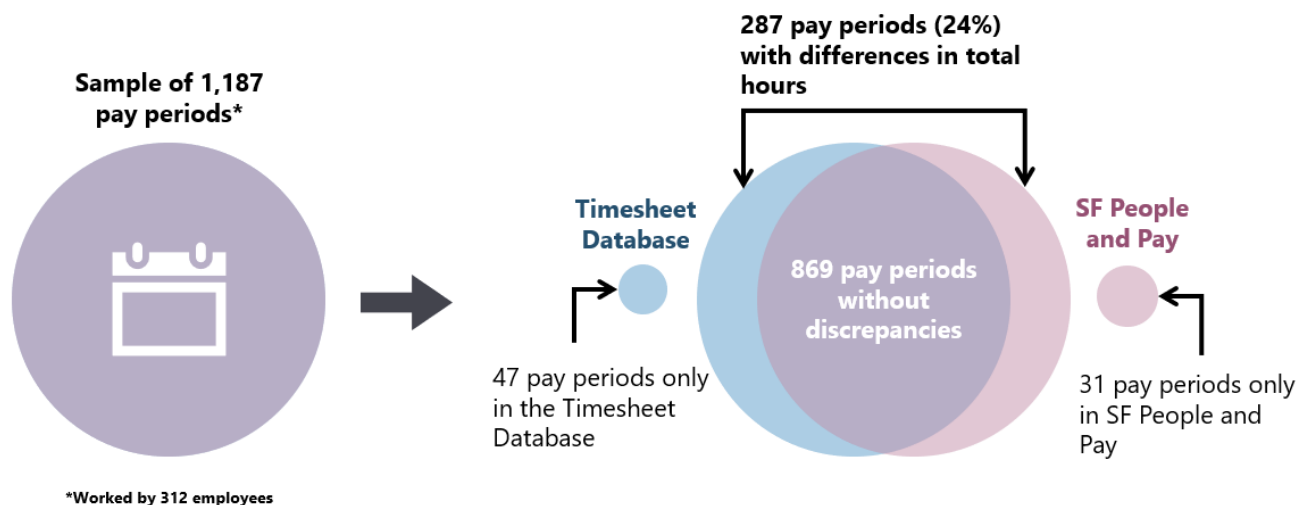
cc: Board of Supervisors
Budget Analyst
Citizens Audit Review Board
City Attorney
Civil Grand Jury
Mayor
Public Library

Executive Summary

The Office of the Controller's City Services Auditor (CSA) reviewed the administration of payroll and poll worker disbursements at the Department of Elections (Elections) to determine whether it has adequate and effective internal controls in its processes to pay employees and to disburse cash to poll workers and polling place hosts. We found internal control weaknesses in Elections' payroll review and reconciliation policy and practices that require immediate improvement. We also found that although the department adequately administers most poll worker disbursements, it occasionally fails to follow state law.

WHAT WE FOUND

Elections does not reconcile its timekeeping system to the City's payroll system, which issues employee paychecks, resulting in unreliable payroll records. Nearly a quarter (24 percent) of the audited pay periods show differences between the two systems in the total amount of hours worked by Elections employees. Further, the department does not maintain adequate supporting documentation when there are discrepancies between records in the two systems and payroll corrections must be made. Elections' inadequate review and reconciliation led to small premium pay overpayments—\$17.25 in Airport premium pay and \$11.73 in longevity premium pay—that indicate a risk of larger errors if Elections does not ensure that only eligible employees receive premium pay.



WHAT WE RECOMMEND

To improve its payroll controls, Elections should:

- Perform and document reconciliations of its timekeeping system and the City's payroll system.
- Periodically review employee eligibility for premium pays.
- Update its policies and procedures to require and define documented reviews and reconciliations of payroll data.

Table of Contents

Executive Summary	4
Glossary	6
Introduction.....	7
Background.....	7
Objectives.....	9
Scope and Methodology	9
Audit Results.....	11
Summary.....	11
Finding 1: Although no incorrect payments were found, Elections violates city policy by not reconciling records in its timekeeping system with the City's payroll system and has no supporting documentation to justify the differences, which are significant.....	11
Finding 2: Elections provided small amounts of two premium pays to an ineligible employee and should ensure certifications are on file for employees receiving bilingual pay.....	13
Finding 3: Elections correctly pays poll workers, but does not always follow state law regarding the information that high school students must provide to be poll workers, and a few poll worker attendance sheets were unsigned.....	16
Appendix: Department Response	17

Glossary

City	City and County of San Francisco
Controller	Office of the Controller
CSA	City Services Auditor, Audits Division
EIMS	Election Information Management System
Elections	Department of Elections
FED	Field Election Deputy
Human Resources	Department of Human Resources
SF Financials	The City's financial system
SF People and Pay	The City's payroll system
Timesheet database	Department of Elections' timekeeping system

Introduction

BACKGROUND

The Department of Elections (Elections) of the City and County of San Francisco (City) facilitates all local, district, state, and federal elections on behalf of San Francisco voters. The department is responsible for conducting elections under the rules and regulations established by federal, state, and local laws. Elections serves a registered voter base of nearly 500,000 people.

Elections Commission

The Elections Commission oversees all public elections in the City. It sets the department's general policies and is responsible for the department's proper administration, subject to the budgetary and fiscal provisions of the San Francisco Charter. The Elections Commission has seven members who serve five-year terms. The mayor, Board of Supervisors, city attorney, public defender, district attorney, treasurer, and Board of Education of the San Francisco Unified School District each appoint one member of the Elections Commission.

Staffing for Elections

For fiscal year 2020-21, Elections has 64 budgeted full-time equivalent positions, including all permanent and temporary employees, and a budget of \$8,981,229 for salary and benefits. To successfully execute elections, the department employs numerous temporary workers, including some in clerical job classifications (classes) and dozens of field support employees known as Field Election Deputies (FEDs) to monitor activities at the polls. FEDs are to deliver supplemental supplies, provide supplemental assistance to voters, and support poll workers. Each FED oversees five to seven polling places. Exhibit 1 shows actual payroll expenditures during the pay periods that approximate the audit period.¹

Exhibit 1: Elections payroll costs for September 22, 2018, through January 11, 2019

Labor Type	Cost
Regular Time	\$1,815,294.54
Overtime/Compensatory Time	\$679,951.91
Holiday and Other Pay	\$224,125.73
Premium Pays	\$5,937.46
Total	\$2,725,309.64

Source: CSA analysis of SF People and Pay data

To staff the City's polling places in approximately 600 voting precincts on election day, Elections recruits almost 3,000 poll workers. Three to five poll workers are assigned to each polling place, with

¹ The City's standard pay period is 14 days. The start and end dates of the audit period do not correspond exactly to those of pay periods.

one worker identified as an inspector, who is to supervise the others. Poll workers receive a stipend, the amount of which depends on their status and assignment. Polling place hosts also earn rent for the use of their site for an election.

Exhibit 2 summarizes the stipend and rent amounts poll workers and polling place hosts could earn during the audit period.

Exhibit 2: Poll worker and polling place stipend amounts

Type of Pay	Amount
Polling Place Host Rent	\$180 - \$210
Inspector	\$165
Clerk/Translator	\$145
Student Clerk	\$142
Inspector Supplies Bag Picked Up	\$20
Bilingual Training	\$10
Late Pay Deduction	\$10
Half Pay	50% of base pay

Source: Provided by the Department of Elections

Elections made 2,881 disbursements totaling \$469,494 to poll workers and polling place hosts during the audit period, as shown in Exhibit 3.

Exhibit 3: Poll worker and polling place host expenditures for October 1, 2018, through December 31, 2018

Disbursement Type	Number of Disbursements	Amount
Poll Workers	2,486	\$382,523
Polling Place Hosts	395	\$86,971
Total	2,881	\$469,494

Note: Amounts rounded to nearest dollar.

Source: CSA Analysis

Payroll and poll worker disbursements process

Elections uses four systems to track time and attendance, process payroll, and issue poll worker and polling place host disbursements, as shown in Exhibit 4.

Exhibit 4: The four systems Elections uses for timekeeping and disbursements

System	Use
Election Timesheet Database	Time entry
Election Information Management System	Manage poll workers and polling place hosts
SF People and Pay	Payroll entry
SF Financials	Payroll and Poll worker disbursements

Source: Observed by CSA

Payroll: Elections uses the department's timesheet database, which has tasks that relate specifically to Elections' job duties, to track employee hours. Each week employees enter their hours into the database, and managers approve the hours. Every other week the department's payroll clerk manually enters the information from the database into the City's payroll system, SF People and Pay, where pay information is processed and payments are issued. According to management, the payroll clerk and manager review SF People and Pay payroll on the Wednesday before each pay period closes to ensure there are no errors.

Poll worker disbursements: Elections uses the Election Information Management System (EIMS), an election management program, to maintain poll worker records, including workers' disbursement earnings and duties as well as rent disbursements for polling place hosts. In the weeks before an election, poll workers and polling place hosts go through the application process. Those who are eligible take a training and are added to EIMS if they have never served as a poll worker before.

According to management, each polling place is provided a poll worker payroll sheet (attendance sheet) on election day which, once completed, is the firsthand account of who worked at the polling place. The attendance sheet is signed by each poll worker, the polling place inspector, and the location's FED to validate time and attendance.

After the election, the department processes the poll worker attendance sheets. This includes reviews by three elections employees, each of whom signs the sheet to indicate it is complete. Time and attendance information is then added to EIMS, and Elections' IT staff create a data file of poll worker payment amounts, which are automatically calculated by EIMS. The file is sent to the Controller's Office for disbursement through SF Financials.

OBJECTIVES

The objective of this audit was to determine whether Elections has adequate and effective internal controls in its processes to pay employees and to disburse cash to poll workers and polling place hosts. The audit's subobjectives were to determine whether:

1. Payroll entries (for employees) are appropriate and comply with applicable memorandums of understanding, laws, regulations, and policies.
2. Nonpayroll cash disbursements to poll workers and polling place hosts are appropriate and comply with applicable laws, regulations, and policies.

SCOPE AND METHODOLOGY

The audit included all Elections payroll and disbursement entries during October 1 through December 31, 2018.

To conduct the audit, the audit team performed the following procedures:

- Assessed departmental policies and procedures' compliance with laws, regulations, and citywide policies.
- Conducted in-depth walkthroughs of payroll, polling place disbursements and poll worker disbursements procedures.
- Researched relevant audit criteria.
- Interviewed key managers and staff that oversee and process payroll, polling place disbursements and poll worker disbursements.
- Reviewed SF People and Pay and the department's timesheet database records for September 22, 2018, through January 11, 2019, the start and end dates of the pay periods that encompass the audit period.
- Reconciled all Elections employee payroll records in the audit period—a total of 1,187 pay periods worked by 312 employees—between the timesheet database and SF People and Pay to identify discrepancies.
- Purposefully selected and tested a sample of 30 individual employee pay period records worked by 29 employees to determine whether adequate supporting documentation is maintained.
- Reviewed poll worker disbursements made during October 1 through December 31, 2018.
- Reconciled EIMS data to SF Financials disbursements to identify discrepancies.
- Tested 26 poll worker disbursements and 4 polling place rent disbursements for adequacy of supporting documentation.
- Documented the work and our findings.

The completion of this audit was delayed by the need for CSA to reallocate audit resources to fulfill its role in the City's emergency response to the ongoing COVID-19 pandemic.

Audit Results

SUMMARY

Elections' payroll policies and practices do not include adequate review and reconciliation activities, which leaves the department at an increased risk of under or over payments to employees. Poll worker and polling place disbursement processes are generally adequate but adherence to documentation requirements policy can be improved.

Finding 1: Although no incorrect payments were found, Elections violates city policy by not reconciling records in its timekeeping system with the City's payroll system and has no supporting documentation to justify the differences, which are significant.

Elections tracks time and attendance in the timesheet database, their internal timekeeping system. According to management, Elections does not reconcile it to SF People and Pay, the City's payroll system. When hours certified by employees in any timekeeping system are not the same as what is entered for payment, there is an increased risk of employees disputing the amount they were paid. Further, the City's Payroll Policies and Procedures Manual states that, "without regular, systematic reconciliation activities and report cross-checks, undetected payroll errors can result in over- or underpayments."

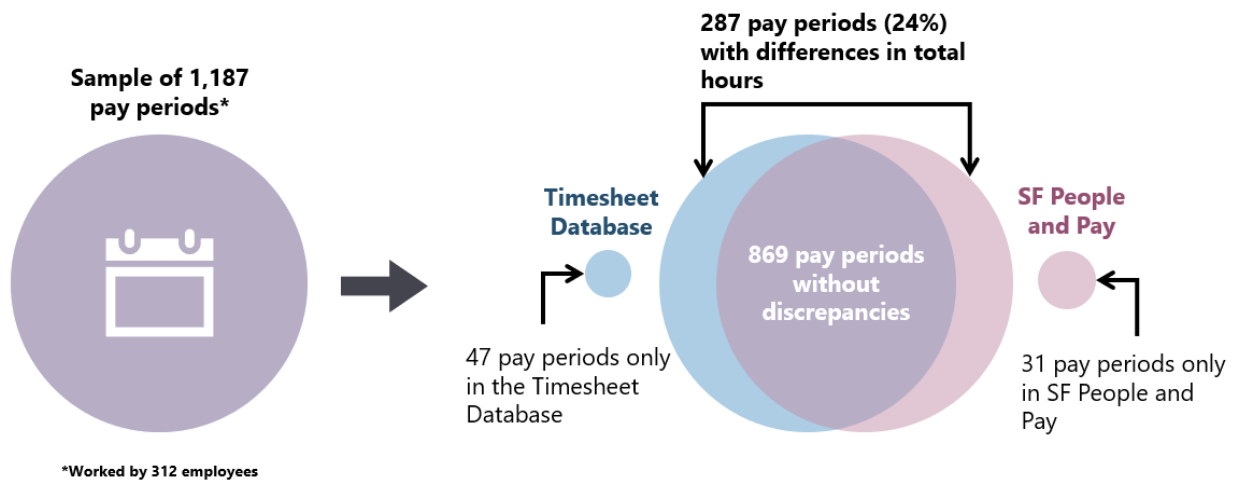
According to SF People and Pay records, 312 Elections employees worked 1,187 pay periods during the audit period. Of those 1,187 pay periods, 287 (24 percent) show differences in the total number of hours (regular and overtime) between SF People and Pay records and the timesheet database.

Also:

- SF People and Pay includes 31 pay periods during the audit period that are not in the timesheet database.
- The timesheet database includes 47 pay periods during the audit period that are not in SF People and Pay.

Exhibit 5 shows these differences between the records in the two systems for the audit period.

Exhibit 5: Discrepancies exist in Elections' timekeeping in SF People and Pay and the timesheet database



Source: CSA analysis of SF People and Pay data and timesheet database

A sample of 30 pay periods show significant differences in hours and pay for which Elections does not have supporting documentation. Elections could not provide us with supporting documentation for a smaller sample of 30 pay periods, consisting of 29 with discrepancies and 1 without.² Such documentation is needed to justify the differences in the total number of hours in the two systems. For the 30 pay periods, SF People and Pay shows 2,420.60 hours, representing \$72,791.32 of employee pay, while the timesheet database shows only 2,028.75 hours. The discrepancy of 391.85 hours (16 percent) represents an estimated \$11,792.³

Department policy requires a review of hours recorded in SF People and Pay, which Elections reports is routinely performed. However, the review is not a reconciliation, nor is it documented, as the policy requires neither. The absence of complete and documented reconciliations between SF People and Pay and the timesheet database compromises the integrity of timekeeping records, making them unreliable, especially in the absence of documentation that would support differences between the two systems.

Elections does not comply with city policy requiring payroll records to be reconciled. Although Elections appears to comply with its own policy to review payroll records, the department does not comply with city policy, which requires that payroll records be reconciled and that the reconciliations be documented. The City's Payroll Policies & Procedures Manual states that departments must:

² We purposefully selected the sample of 30 from the 1,187 pay periods audited. Because this is not a random or statistical sample, these results cannot be projected to the entire population of pay periods audited.

³ This estimate is based on the sample's value as a percentage of the 1,187 pay periods tested (16.2 percent of \$72,791.32 = \$11,792.19); it is not based on individual employees' hours or pay rates.

- Have clear, written procedures for reviewing payroll records and reports, and should maintain a log of their reconciliation and report review activities to help ensure this important step is performed.
- Review the validity of payments charged or credited to their accounts by performing a monthly reconciliation of total salaries paid to total salaries approved, pursuant to department payroll/personnel records.
- Have a supervisor review and sign monthly payroll reconciliations and record them appropriately.

According to Elections, when discrepancies exist between the hours recorded in its timesheet database and those in SF People and Pay, the payroll clerk follows up with the relevant employee or supervisor. Once the cause of the discrepancy is identified, the clerk enters the correct hours in SF People and Pay, but does not correct the timesheet database. For example, when an employee enters in the timesheet database more overtime hours than they actually worked, the clerk will correct the record in SF People and Pay but not in the timesheet database. According to Elections, many of the discrepancies between the timesheet database and SF People and Pay result from employees entering incorrect time codes or paid leave hours that exceed their accrued balance. Elections also stated that it has insufficient staffing to perform or document full reconciliations or update its timesheet database.

Recommendations

The Department of Elections should:

1. Reconcile employee pay records biweekly in the timesheet database with those in SF People and Pay, document the reconciliations, and ensure that a manager or supervisor reviews and certifies them in writing.
2. Maintain supporting documentation to show how discrepancies between the timesheet database and SF People and Pay records were resolved, including justification for corrections made in SF People and Pay.
3. Update and implement departmental policies to define, step-by-step, the payroll record reconciliation process. Include a requirement that reconciliations be documented.
4. Require employees to use the self-service feature⁴ of SF People and Pay to reduce the department's need to review and reconcile payroll records and reduce the risk of over- and underpayments.

Finding 2: Elections provided small amounts of two premium pays to an ineligible employee and should ensure certifications are on file for employees receiving bilingual pay.

During the audit period, Elections paid its employees four types of premium pay. Small amounts of two of these were paid to employees who were ineligible to receive them. Exhibit 6 shows the amounts of each type of premium pay received by Elections employees and the amounts paid to ineligible employees during the audit period.

⁴ This feature enables an employee to manage their own timekeeping in SF People and Pay.

Exhibit 6: Elections paid a small amount of premium pay to an ineligible employee during September 22, 2018, through January 11, 2019

Premium Pay	Total Amount Paid	Amount Paid to Ineligible Employee
Airport Traffic Division	\$17.25	\$17.25
Longevity	\$1,035.21	\$11.73
Bilingual	\$4,500.00	\$0.00*
Lead Person	\$385.00	\$0.00
Total	\$5,937.46	\$29.98

* Bilingual certifications were not on file for 16 of 23 employees who received this pay, so the audit could not determine whether only eligible employees received it.

Source: CSA analysis of People and Pay payroll records

Airport Traffic Division Premium Pay and Longevity Premium Pay were received by a few Elections employees. The only Elections employee who received the Airport Traffic Division Premium was ineligible for it; Elections employees should never receive this pay. Of the six tested Elections employees who received Longevity Pay, one—the same employee who erroneously received the Airport-related premium—received Longevity Pay without meeting eligibility requirements. The amounts Elections erroneously paid to the employee for these premiums during the audit period are small, \$17.25 in Airport Traffic Division Pay and \$11.73 in Longevity Pay. However, the erroneous payments may have begun before the audit period and, thus, may be significantly larger if the employee’s entire tenure with Elections is considered. Moreover, because Elections did not detect that this employee was erroneously receiving these premiums, it raises the question of whether the department may also have failed to detect larger amounts of erroneous premium payments to this employee or other employees before or after the audit period.

The erroneous payments of these two premiums occurred because the employee was hired by Elections after having been employed at San Francisco International Airport, where the employee had been eligible for both premiums. However, once the employee was no longer employed at the Airport, they became ineligible for both premiums.⁵

According to Elections, when reviewing the employee’s job data during the hiring process, the department was unaware that these premium pays were included, indicating their review is insufficient. According to the City’s Payroll Division, Elections is ultimately responsible for ensuring the employee’s pay is correct. If the department had performed regular reviews and payroll reconciliations, as described in Finding 1, it likely would have identified irregularities such as an Elections employee receiving an Airport-related premium pay.

⁵ The employee, who had retired from city employment before being hired by Elections, was ineligible for the Airport Traffic Division Premium once they left the Airport because, as stated in the labor agreement, this pay is for employees in Classification 9209 (Community Police Services Aide) who are assigned to the Airport Traffic Division and who have completed required training. The pay is a 2 percent premium above the employee’s base hourly wage. The employee also became ineligible for the Longevity Premium after leaving the Airport because they had not worked long enough in their new job classification at Elections to qualify. The labor agreement states that an employee is entitled to longevity pay after ten years of service, but an employee who voluntarily moves to another job classification is not eligible until completing ten continuous years of service in the [new] class.

Bilingual Premium Pay is extra compensation for city employees who interpret or translate to and from a language other than English, including sign language for the hearing-impaired and Braille for the visually impaired. The applicable labor agreement states employees are to receive \$40 if they perform bilingual duties for less than 40 hours in a pay period and \$60 if they perform bilingual duties for more than 40 hours in a pay period.⁶

Neither Elections nor the Department of Human Resources (Human Resources) could provide documentation of bilingual certification for 16 (70 percent) of the 23 Elections employees who received Bilingual Pay, which totaled \$4,500 during the audit period. Certification is important to ensure employees have sufficient bilingual skills.

Although the labor agreement in effect during the audit period did not require an employee to be certified to be eligible for the bilingual premium, this requirement became effective shortly thereafter. Since July 1, 2019, the labor agreement has required that, subject to Human Resources approval, employees who are certified as bilingual and who are assigned to perform bilingual services shall receive a bilingual premium of \$60. Also, effective January 1, 2020, at the City's discretion, the City may require an employee to recertify not more than once every two years to continue receiving a bilingual premium.

According to Elections, during the audit period Human Resources could not administer bilingual tests and instructed Elections to pay employees if they were performing bilingual duties, even without certification.

Lead Person Premium Pay, according to the applicable labor agreement, is provided to employees who plan, design, sketch, lay out, detail, estimate, order materials, or take the lead on any job when at least two employees are working together. The appointing officer (department head) must give written authorization for the employee to receive Lead Person Pay. Only two Elections employees received Lead Person Pay, and all the payments of it were found to be appropriate. That is, both employees had documented authorization on file to receive this pay, as required by the labor agreement.

Recommendations

The Department of Elections should:

5. Update departmental policies to define and require documented periodic reviews of premium pays.
6. Implement the policy suggested in Recommendation 1 by periodically reviewing the premium pays (and amounts thereof) that Elections employees receive to ensure that only those who meet eligibility requirements, as defined in labor agreements, receive premiums.
7. Work with the Department of Human Resources to ensure that all employees receiving bilingual pay are appropriately certified or recertified and that certification documentation is maintained.

⁶ Memorandum of Understanding between the City and the Service Employees International Union (SEIU), Local 1021, that covered the audit period.

Finding 3: Elections correctly pays poll workers, but does not always follow state law regarding the information that high school students must provide to be poll workers, and a few poll worker attendance sheets were unsigned.

A comparison between EIMS and SF Financials of all 2,871 poll worker disbursements during the audit period found no significant anomalies; all payments in the two systems matched or had adequate explanations if they did not match. However, in a few cases supporting documentation for poll worker disbursements, including documentation of poll worker eligibility, is incomplete.

One high school student's poll worker job application is incomplete. High school students applying to be poll workers must provide their grade point average on their application. In a sample of 26 poll worker disbursements and four polling place rent disbursements tested for supporting documentation, two of the poll workers were high school students, and one of the two did not provide their grade point average (GPA) on the application. The California Elections Code states that a pupil must have a GPA of at least 2.5 on a 4.0 scale to be eligible to be a poll worker. By not requiring the student poll worker to provide their GPA, Elections cannot be assured that it met this code requirement.

Three of 26 poll worker attendance sheets lack at least one required signature. Poll worker attendance sheets are used on election day to record who served at each polling place and for how long. The sheet's instructions require the polling place inspector to validate each poll worker's time of arrival and require both the inspector and a FED to certify (sign) the form once for each poll worker. Our test of supporting documentation for 26 poll worker disbursements found that one attendance sheet was not signed by the inspector and two others were not signed by a FED. By not ensuring that all the required signatures that certify the hours worked by poll workers are on all attendance sheets, Elections increases the risk of inaccurate attendance records, which could lead to erroneous payments.

Recommendation

8. The Department of Elections should adhere to state law and its own policy by ensuring that high school poll worker job applications and poll worker attendance sheets are complete.

Appendix

Department Response



CITY AND COUNTY OF SAN FRANCISCO
DEPARTMENT OF ELECTIONS

John Arntz, Director

September 24, 2021

Mark de la Rosa
Director of Audits
City Hall, Room 476
1 Dr. Carlton B. Goodlett Place
San Francisco, CA 94102

Subject: *Audit Report for FY 2018-19: The Department of Elections Must Strengthen Its Payroll Controls*

Dear Mr. de la Rosa:

We are in receipt of your office's *Payroll Audit Report for FY 2018-19* issued on September 10, 2021. We have responded by completing the appropriate sections of the document included in the report's appendix, which is attached to this letter.

We thank you and your team for such thorough work and concur with nearly all of your recommendations, as explained in the attached document. Please do not hesitate to contact me should you have any further questions or concerns.

Respectfully,

A handwritten signature in blue ink, appearing to read "John Arntz".

John Arntz, Director

Recommendations and Responses

For each recommendation, the responsible agency should indicate in the column labeled Agency Response whether it concurs, does not concur, or partially concurs and provide a brief explanation. If it concurs with the recommendation, it should indicate the expected implementation date and implementation plan. If the responsible agency does not concur or partially concurs, it should provide an explanation and an alternate plan of action to address the identified issue.

Recommendation	Agency Response	CSA Use Only Status Determination*
The Department of Elections should:		
1. Reconcile employee pay records biweekly in the timesheet database with those in SF People and Pay, document the reconciliations, and ensure that a manager or supervisor reviews and certifies them in writing.	<input checked="" type="checkbox"/> Concur <input type="checkbox"/> Do Not Concur <input type="checkbox"/> Partially Concur Elections began requiring its payroll clerks to reconcile entries in SF People and Pay with those in its internal Timesheet Database. Payroll clerks complete these reconciliation reports, following the instructions of the SF Controller's Payroll Policies & Procedures Manual, and submit such reports to the payroll supervisor for certification on a bi-weekly basis.	<input type="checkbox"/> Open <input checked="" type="checkbox"/> Closed <input type="checkbox"/> Contested
2. Maintain supporting documentation to show how discrepancies between the timesheet database and SF People and Pay records were resolved, including justification for corrections made in SF People and Pay.	<input checked="" type="checkbox"/> Concur <input type="checkbox"/> Do Not Concur <input type="checkbox"/> Partially Concur Elections began requiring its payroll clerks to fully document any discrepancies identified in the bi-weekly reconciliation process described above. All corrections are now approved in writing by the payroll supervisor.	<input type="checkbox"/> Open <input checked="" type="checkbox"/> Closed <input type="checkbox"/> Contested
3. Update and implement departmental policies to define, step-by-step, the payroll record reconciliation process. Include a requirement that reconciliations be documented.	<input checked="" type="checkbox"/> Concur <input type="checkbox"/> Do Not Concur <input type="checkbox"/> Partially Concur Elections now requires its payroll clerks to maintain hard copies of the bi-weekly reconciliation reports described above in a binder designated solely for that purpose. Prior to submitting reconciliation reports to their payroll supervisor for review and archival in the binder, payroll clerks review each other's work, making corrections and gathering supporting paperwork as necessary to ensure efficient final review.	<input type="checkbox"/> Open <input checked="" type="checkbox"/> Closed <input type="checkbox"/> Contested

* Status Determination based on audit team's review of the agency's response and proposed corrective action.

Recommendation	Agency Response	CSA Use Only Status Determination*
The Department of Elections should:		
<p>4. Require employees to use the self-service feature of SF People and Pay to reduce the department's need to review and reconcile payroll records and reduce the risk of over- and underpayments.</p>	<p> <input type="checkbox"/> Concur <input checked="" type="checkbox"/> Do Not Concur <input type="checkbox"/> Partially Concur </p> <p>First, bypassing the use of the internal Timesheet Database would not be prudent because this application allows Elections staff to perform two useful checks that ensure accurate timekeeping: a) each employee enters task hours as "Pending" before reviewing and submitting all hours for each week as "Completed," and b) each employee's manager reviews "Completed" hours by cross-referencing hours recorded on hard copies of sign in/out sheets and resolving any discrepancies before placing the hours into "Approved" status and forwarding them to payroll staff for validation.</p> <p>In addition, it would be impractical to train the several hundred temporary employees hired to assist Elections' 41 full-time employees for each election to use SF People and Pay. Elections temporary employees have different appointment types, start dates, schedules, and assignment durations and would therefore need to be trained individually regarding the proper use of SF People and Pay codes and at a time when they are already absorbing a great deal of information about non-payroll related policies, procedures, and election-specific tasks.</p> <p>Finally, the Timesheet Database creates a detailed record of staffing resources devoted to specific elections tasks (e.g., processing of voted ballots, writing and translation of outreach materials, training of poll workers, etc.), and this data helps Elections make budget decisions and plan for future elections. Elections staff use Timesheet Database information in combination with that of external variables (e.g., projected turnout, estimated volume of returned vote-by-mail ballots, complexity of the Voter Information Pamphlet, etc.) to plan staffing resources for each election. For technical reasons, it would not be possible to collect this detailed data in SF People and Pay.</p>	<p> <input type="checkbox"/> Open <input checked="" type="checkbox"/> Closed <input type="checkbox"/> Contested </p>

* Status Determination based on audit team's review of the agency's response and proposed corrective action.

Recommendation	Agency Response	<u>CSA Use Only</u> Status Determination*
The Department of Elections should:		
5. Update departmental policies to define and require documented periodic reviews of premium pays.	<input checked="" type="checkbox"/> Concur <input type="checkbox"/> Do Not Concur <input type="checkbox"/> Partially Concur Elections now requires its payroll clerks to conduct a monthly review of job data for all active employees and to maintain a spreadsheet tracking eligibility dates for different types of premium pay.	<input type="checkbox"/> Open <input checked="" type="checkbox"/> Closed <input type="checkbox"/> Contested
6. Implement the policy suggested in Recommendation 1 by periodically reviewing the premium pays (and amounts thereof) that Elections employees receive to ensure that only those who meet eligibility requirements, as defined in labor agreements, receive premiums.	<input checked="" type="checkbox"/> Concur <input type="checkbox"/> Do Not Concur <input type="checkbox"/> Partially Concur Elections now requires its payroll staff to review the Incentive Pay Section, along with the Job Data, Employment Data, and Biographical Details pages of PeopleSoft, for all new employees. This step prevents the types of premium pay errors noted in the Audit report, namely the automatic continuation of other department-specific premium pay for transferred city workers, and allows for quick, manual removal of premium pay that is no longer appropriate.	<input type="checkbox"/> Open <input checked="" type="checkbox"/> Closed <input type="checkbox"/> Contested
7. Work with the Department of Human Resources to ensure that all employees receiving bilingual pay are appropriately certified or recertified and that certification documentation is maintained.	<input checked="" type="checkbox"/> Concur <input type="checkbox"/> Do Not Concur <input type="checkbox"/> Partially Concur As noted in the Audit report, certain bilingual certification requirements came into effect after the period covered in this audit. Since July 2019, Elections has been working with the City's Department of Human Resources to test and certify its bilingual employees while adhering to all applicable provisions of labor agreements in determining employee eligibility for bilingual premium pay (including, where necessary, discretionary waiver of recertification per section 307 of the current SEIU Local 1021 MOU).	<input type="checkbox"/> Open <input checked="" type="checkbox"/> Closed <input type="checkbox"/> Contested

* Status Determination based on audit team's review of the agency's response and proposed corrective action.

Recommendation	Agency Response	<u>CSA Use Only</u> Status Determination*
The Department of Elections should:		
8. Adhere to state law and its own policy by ensuring that high school poll worker job applications and poll worker attendance sheets are complete.	<input checked="" type="checkbox"/> Concur <input type="checkbox"/> Do Not Concur <input type="checkbox"/> Partially Concur Before processing any high school poll worker application, Elections staff now confirm the applicant has affirmed they meet all eligibility requirements before entering the applicant's information into Election Information Management System, that among other things, is used to manage poll worker records. In the event a poll worker application is incomplete, staff attempt to contact the applicant to obtain the missing information. A parallel system is in place for the processing of unsigned poll worker attendance sheets, with staff contacting the inspector or Field Election Deputy assigned to assist that site on Election Day, and noting confirmed service on the sheet.	<input type="checkbox"/> Open <input checked="" type="checkbox"/> Closed <input type="checkbox"/> Contested

* Status Determination based on audit team's review of the agency's response and proposed corrective action.

From: [Gamero, Lili \(POL\)](#)
To: [Calvillo, Angela \(BOS\)](#)
Cc: [Mchugh, Eileen \(BOS\)](#); [Oliva-Aroche, Diana \(POL\)](#)
Subject: SFPD Crime Trends
Date: Wednesday, October 13, 2021 12:02:01 PM
Attachments: [Commission Crime Trends Notes 10.13.21.pdf](#)

Good Afternoon,

Attached are the San Francisco Police Department's weekly crime trends for the week ending on 10/10/21

Could you please distribute it to the Supervisors for their information? Thank you and have a nice day.

Best,

Lili Gamero

Legislative Liaison

Policy & Public Affairs

San Francisco Police Department

CONFIDENTIALITY NOTICE: This communication with its contents may contain confidential and/or legally privileged information. It is solely for the use of the intended recipient(s). Unauthorized interception, review, use or disclosure is prohibited and may violate applicable laws including the Electronic Communications Privacy Act. If you are not the intended recipient, please contact the sender and destroy all copies of the communication.



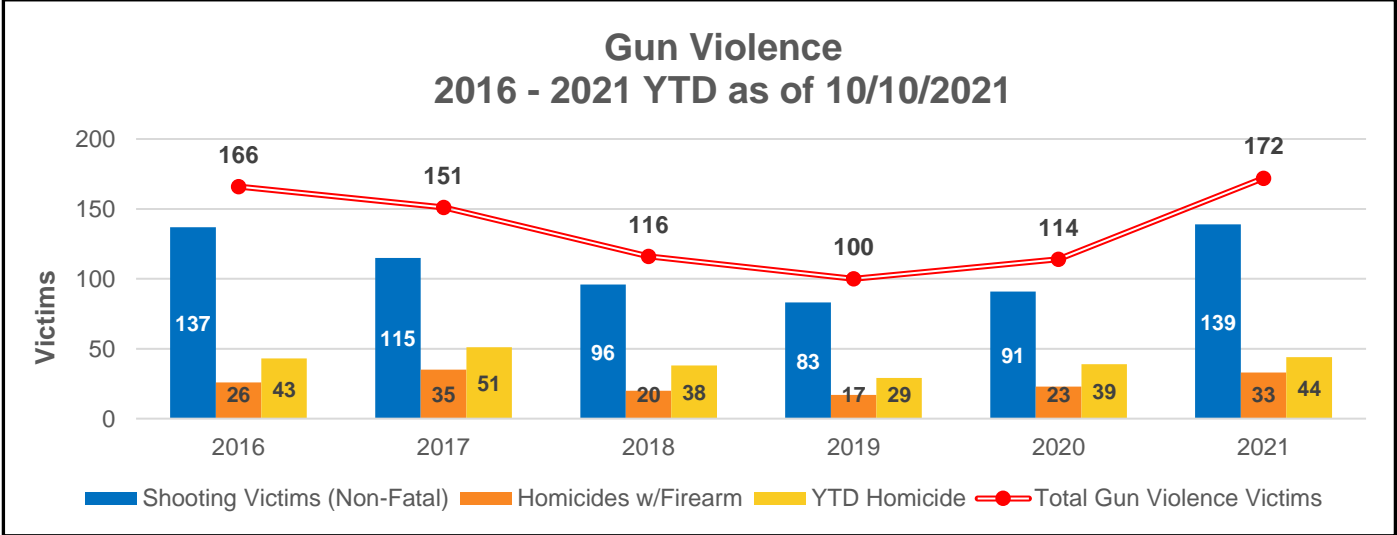
WEEKLY CRIME TRENDS

OVERALL PART 1 CRIME – CITYWIDE

Part I Violent Crime	Week 09/27/21 – 10/03/21 vs. Week 10/04/21 – 10/10/21				Year-To-Date 2020 vs. 2021 % Change			
	Last	This	Percent		2020	2021	Percent	
Homicide	3	1	↓	-67%	39	44	↑	13%
Rape	1	4	↑	300%	173	149	↓	-14%
Robbery	43	52	↑	21%	1,827	1,742	↓	-5%
Assault	50	35	↓	-30%	1,665	1,819	↑	9%
Human Trafficking	1	0	↓	-100%	20	26	↑	30%
Total Violent Crimes	98	92	↓	-6%	3,724	3,780	↑	2%
Part I Property Crimes	Week 09/27/21 – 10/03/21 vs. Week 10/04/21 – 10/10/21				Year-To-Date 2020 vs. 2021 % Change			
	Last	This	Percent		2020	2021	Percent	
Burglary	107	94	↓	-12%	5,714	5,682	↓	-1%
Motor Vehicle Theft	108	96	↓	-11%	4,520	4,481	↓	-1%
Arson	10	9	↓	-10%	246	269	↑	9%
Larceny Theft	598	417	↓	-30%	20,254	21,842	↑	8%
Total Property Crimes	823	616	↓	-25%	30,734	32,274	↑	5%
TOTALS	921	708	↓	-23%	34,458	36,054	↑	5%

DISCLAIMER: Data Source: Preliminary data gathered from Crime Data Warehouse and covers Monday 12:00 AM to Sunday 11:59 PM compared to same period 2020. Week-over-week data may not include all incidents reported over the weekend due to delays that may occur in uploading reports following supervisor review and approval on Monday morning. Homicide data is provided by Investigations Bureau.

GUN VIOLENCE – CITYWIDE



Year-to-Date - 10/10/2021	2016	2017	2018	2019	2020	2021	2020 vs 2021
Shooting Victims (Non-Fatal)	137	115	96	83	91	139	53%
Homicides w/Firearm	26	35	20	17	23	33	43%
Total Gun Violence Victims	166	151	116	100	114	172	51%

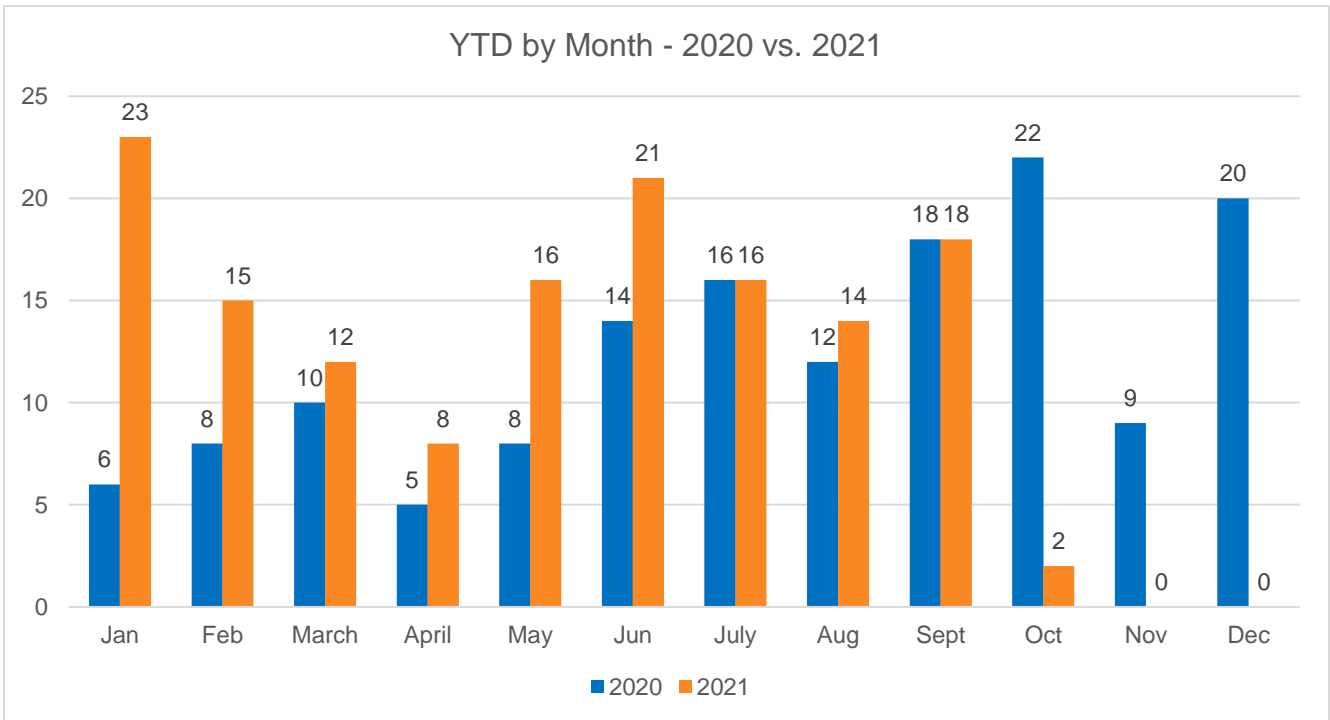
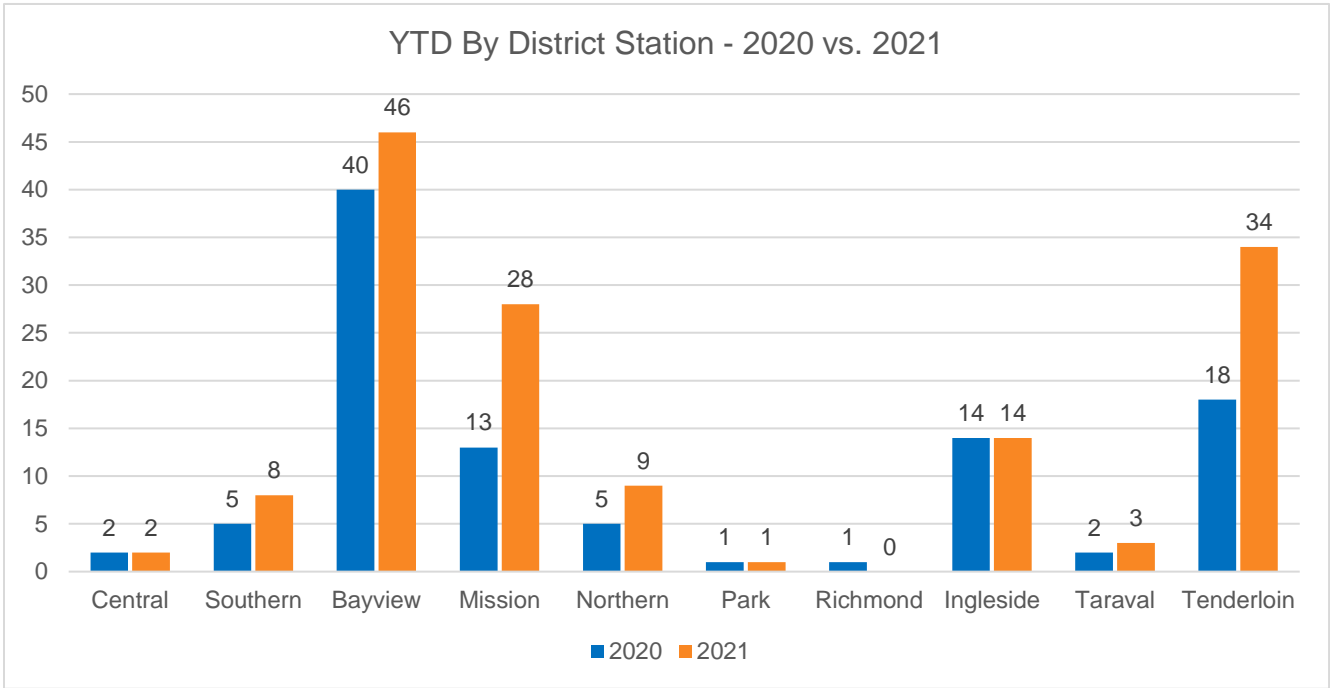
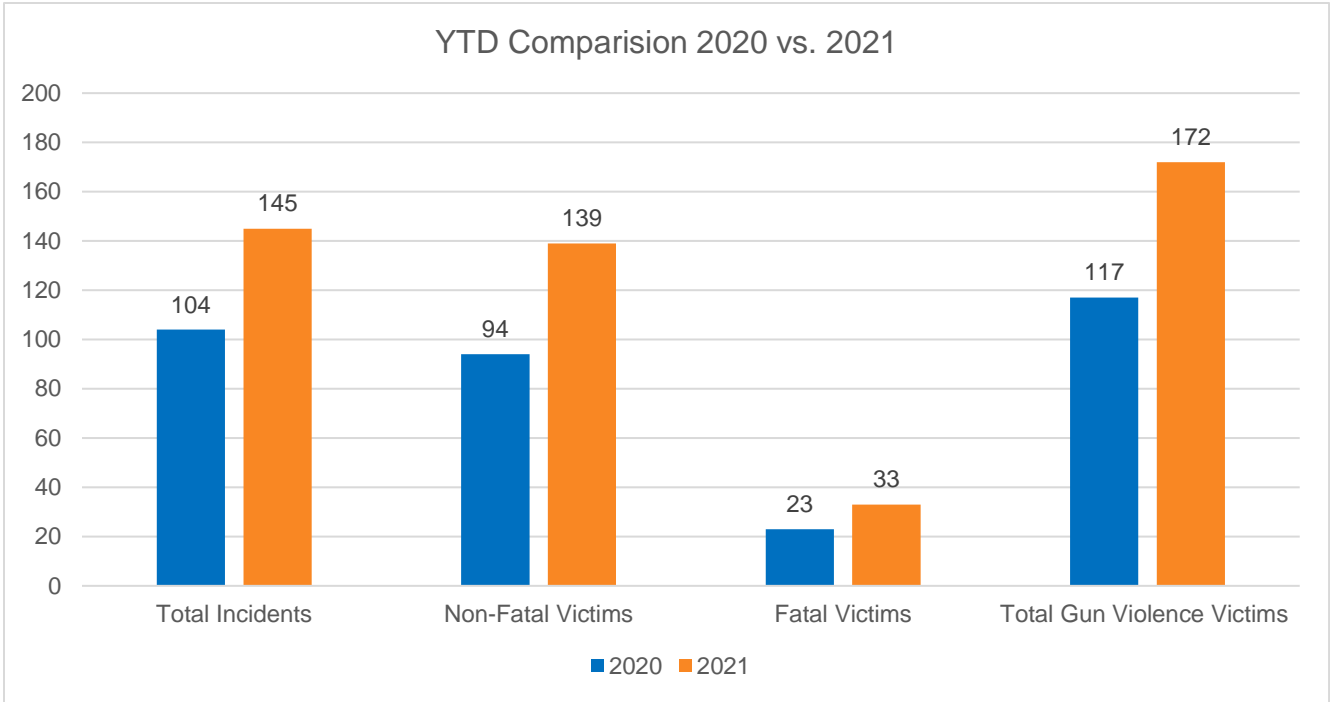
	2016	2017	2018	2019	2020	2021	2020 vs 2021
YTD Homicides	43	51	38	29	39	44	13%
Total Homicides as of Dec 31	58	56	46	41	48		

*Total Gun Violence = Non-fatal Shooting Victims + Fatal Shooting Victims

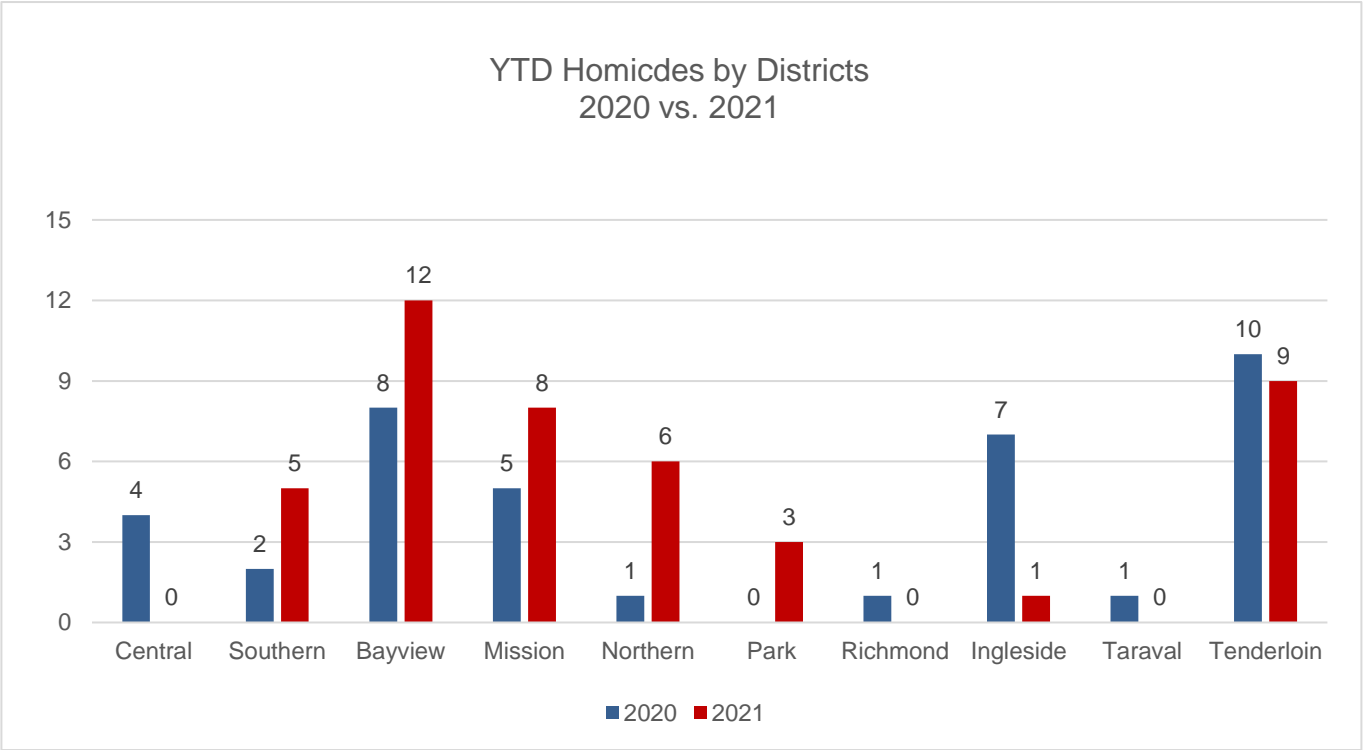
GUN VIOLENCE – Is UP 51% compared to 2020

- There were 2 shooting incidents for the week ending on 10/10/21
 - There are a total of 145 incidents resulting in 172 victims YTD
- There was 1 homicide the week ending on 10/10/2021
 - There are 44 homicides YTD with 33 homicides resulting from a firearm.
 - Overall Clearance Rate: 89%

GUN VIOLENCE – CITYWIDE



GUN VIOLENCE – CITYWIDE



Year-End Totals 2016 - 2020						
District	2016	2017	2018	2019	2020	Total
Central	2	2	3	2	5	14
Southern	5	3	2	1	3	14
Bayview	7	11	10	13	14	55
Mission	11	12	10	5	5	43
Northern	7	5	1	5	1	19
Park	4	2	1	0	0	7
Richmond	0	1	1	0	1	3
Ingleside	9	7	5	2	8	31
Taraval	4	3	4	2	1	14
Tenderloin	9	10	9	11	10	49
Total	58	56	46	41	48	249

Homicides YTD through 10/10/2021						
District	2017	2018	2019	2020	2021	Total
Central	2	3	2	4	0	11
Southern	2	2	1	2	5	12
Bayview	9	8	9	8	12	46
Mission	12	9	4	5	8	38
Northern	4	1	4	1	6	16
Park	2	1	0	0	3	6
Richmond	1	1	0	1	0	3
Ingleside	6	3	2	7	1	19
Taraval	3	4	1	1	0	9
Tenderloin	10	6	6	10	9	41
Total	51	38	29	39	44	201

At regularly scheduled Police Commission meetings, weekly crime trends are provided as part of the Chief’s Report. At the request of the Commission, this crime trends information is being provided in advance of the scheduled meeting to the Commissioners and made available to the public through the Police Commission’s website.

From: [Castorena, Edith](#)
To: [Board of Supervisors, \(BOS\)](#); [Calvillo, Angela \(BOS\)](#)
Cc: [Scarpulla, John \(PUC\)](#); [Scott, Megan \(PUC\)](#); [BOS Legislation, \(BOS\)](#)
Subject: Quarterly Green Infrastructure Grant Program Report - October 2021
Date: Tuesday, October 19, 2021 9:08:06 AM
Attachments: [image001.png](#)
[BOS Update_Q32021.pdf](#)

Dear Board of Supervisors staff,

Attached please find the San Francisco Public Utilities Commission's (SFPUC) Quarterly Report to the Board of Supervisors (July 2021 – September 2021) on the Status of Green Infrastructure Grant Program. Additionally, the SFPUC has posted this quarterly written report for public distribution on our website located [here](#). This report is being submitted in accordance with Ordinance No. 101-20.

The following is a list of accompanying documents:

1. Quarterly Green Infrastructure Grant Program Report – October 2020

Best,
Edith

Edith Castorena (she/her/hers & they/them/theirs)
 Policy & Government Affairs
 San Francisco Public Utilities Commission
ecastorena@sfwater.org





Green Infrastructure Grant Program:

Board of Supervisor's Update

July – September 2021

Program Summary

The San Francisco Public Utilities Commission's (SFPUC) Green Infrastructure Grant Program (Grant Program) is designed to encourage San Francisco property owners to design, build, and maintain performance-based green stormwater infrastructure (Green Infrastructure or GI), including but not limited to: permeable pavement, rainwater harvesting, rain gardens, and vegetated roofs. The goal of this program is to reduce the amount of stormwater runoff entering SFPUC's sewer system and improve system performance while also providing co-benefits such as non-potable reuse, groundwater recharge, and educational opportunities.

To receive funding under the Grant Program each project must:

1. Be located on a parcel that is connected to an SFPUC-owned and operated sewer system service area.
2. Manage stormwater runoff from a minimum impervious area of 0.5 acres.
3. Capture the 90th percentile storm (0.75-inch depth) with the proposed green infrastructure features.
4. Provide at least two (2) of the identified co-benefits from the program list, which can be found in the [Grantee Guidebook](#).
5. Have a grant team that collectively demonstrates a history of successful project implementation and has previous experience designing, constructing, and/or maintaining green infrastructure.

More information on the Grant Program can be found at www.sfwater.org/gigrants.

Quarterly Highlights

On July 27th, the SFPUC Commission approved an increase to the maximum grant award from \$765,000 to \$930,000 per impervious acre managed to account for annual inflation. The maximum grant of \$2M remains as the per project cap.

During the third quarter of 2021, no new Green Infrastructure Grant applications were received. No new projects were awarded Green Infrastructure Grants during the third quarter. Two awarded projects, St. Thomas More School and Lycee Francais SF Ortega Campus continued project design during the third quarter. The SFPUC technical assistance team continued to perform socially distanced site visits, completing one new site visit and during the third quarter.



Public Property Coordination Efforts

Since the launch of the Green Infrastructure Grant Program in February 2019, the program has seen higher participation rates from private property owners compared to public property owners. To date, eight grant applications have been submitted by private properties and three from public properties. The SFPUC is now exploring how to provide expanded access to this program for more public properties in San Francisco.

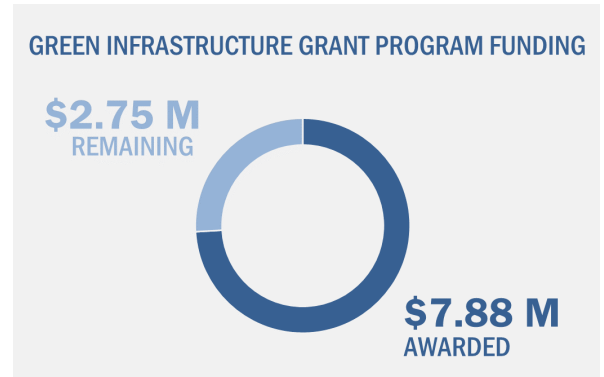
The goals of the Green Infrastructure Grant Program update are to (1) create a program structure that allows for meaningful participation from both public and private property owners, (2) remove barriers to program participation for public agencies and their community partners, and (3) create an equitable program structure that promotes access for diverse property owners lacking technical resources. Over the next several months, the SFPUC will evaluate lessons learned over the last two years of grant program administration, identify key strategies to achieve these goals, and revise the Green Infrastructure Grant Program structure.

Additionally, over the last several months SFPUC and SFUSD completed a district-wide assessment of green infrastructure opportunities to identify eligible properties for Green Infrastructure Grant projects. The assessment includes a prioritization tool to assess schools for green infrastructure and schoolyard improvements based on technical and equity scoring criteria. SFUSD is in the process of evaluating their future bond-funded school improvement projects and identifying the highest priority schools for Green Infrastructure Grant applications.

Program Statistics (February 2019 – September 2021)

Since the launch of the Green Infrastructure Grant Program in February 2019, the SFPUC has awarded grants to 9 projects with a total of approximately \$7,880,000 in funding. The following program summary statistics are as of September 30, 2021:

- Applications Received: **11**
- Projects Awarded: **9**
- Projects Completed: **2**
- Total Funding Awarded: **\$7.88M**
- Potential Stormwater Captured by Awarded Projects: **5.7 million gallons per year**
- Property Site Visits Conducted by Technical Team: **38**
- Site Opportunities Assessments Completed: **17**
- Presentations Given to Stakeholders: **9**
- Publications and Media pick-ups: **2**



Awarded Projects to Date

Project Name	Watershed	Grant Award	Impervious Area Managed (acres)	Estimated Stormwater Volume Managed (gal/yr)
Lafayette Elementary School	Sunset	\$489,142	0.6	346,000
St. Thomas More School	Lake Merced	\$1,118,958	1.5	782,000
Bessie Carmichael Middle School	Channel	\$428,075	0.6	276,000
Lycee Francais SF Ortega Campus	Sunset	\$480,958	0.6	383,000
Holy Trinity Greek Orthodox Church	Lake Merced	\$1,577,161	2.6	1,319,000
Crocker Amazon Park	Sunnydale	\$859,151	1.1	593,000
St. Thomas the Apostle	Sunset	\$724,227	0.9	483,000
St. Monica Catholic Church	Richmond	\$641,413	0.8	394,000
St. Anne of the Sunset	Sunset	\$1,557,898	2.0	1,089,000

Lafayette Elementary School – construction complete!



A new Dry Creek Bed in the schoolyard combines nature-play with stormwater management



Stormwater overflow within Dry Creek Bed

Bessie Carmichael Middle School – construction complete!



Bioretention planters and new trees in schoolyard



Planters receive stormwater runoff from school roof and blacktop

Lycee Francais de San Francisco School – awarded project:



Existing basketball court to be replaced with permeable material

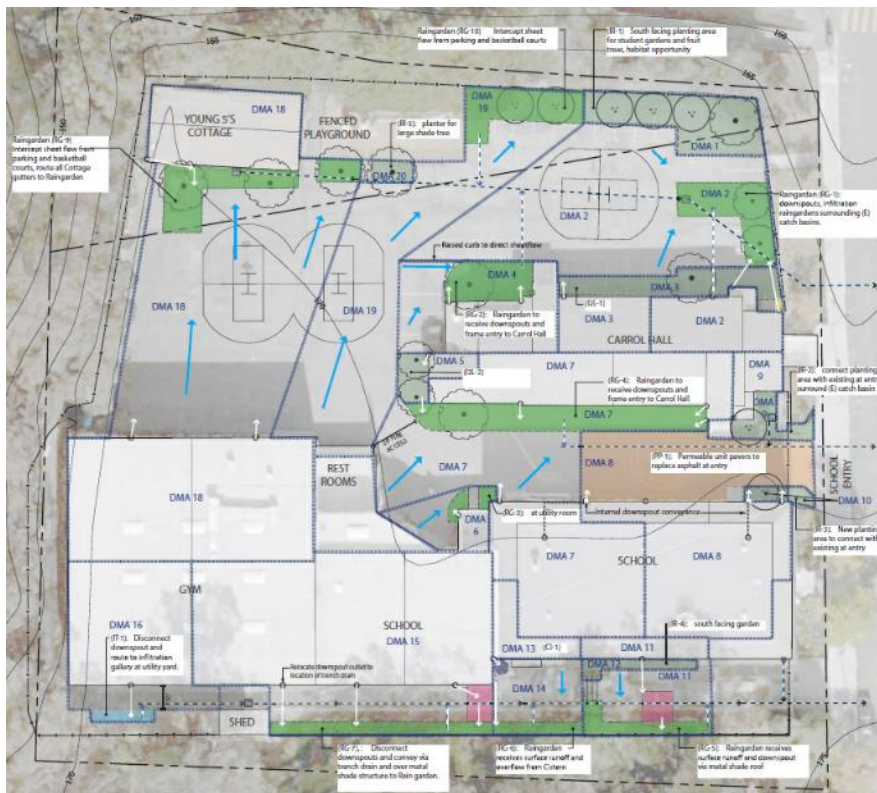


Proposed concept design

St. Thomas More School – awarded project:



Existing schoolyard to be retrofit with rain gardens

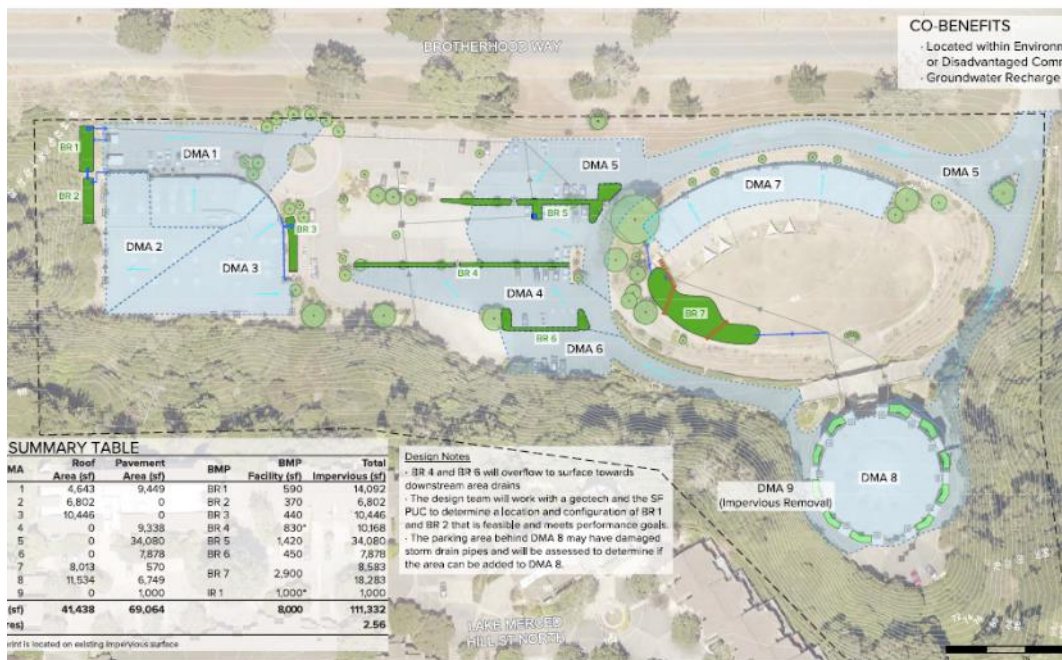


Proposed concept design

Holy Trinity Greek Orthodox Church – awarded project:



Existing parking lot to be retrofit with rain gardens

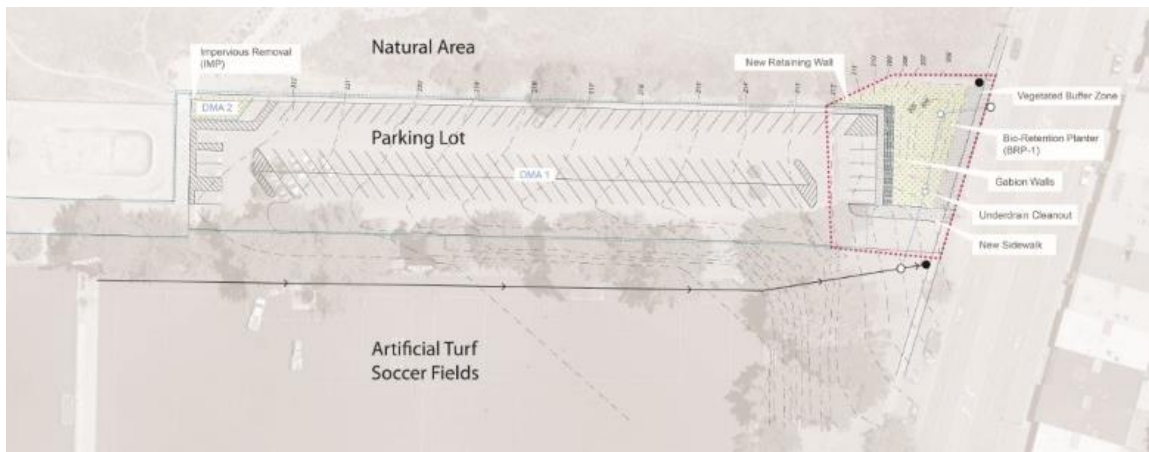


Proposed concept design

Crocker Amazon Park – awarded project:



Existing parking lot to be retrofit with large, centralized rain garden at park entrance



Proposed concept design

St. Thomas the Apostle – newly awarded project:



Existing schoolyard to be retrofit with rain gardens and infiltration gallery



Proposed concept design

St. Monica Catholic Church – newly awarded project:



Existing schoolyard, before retrofits

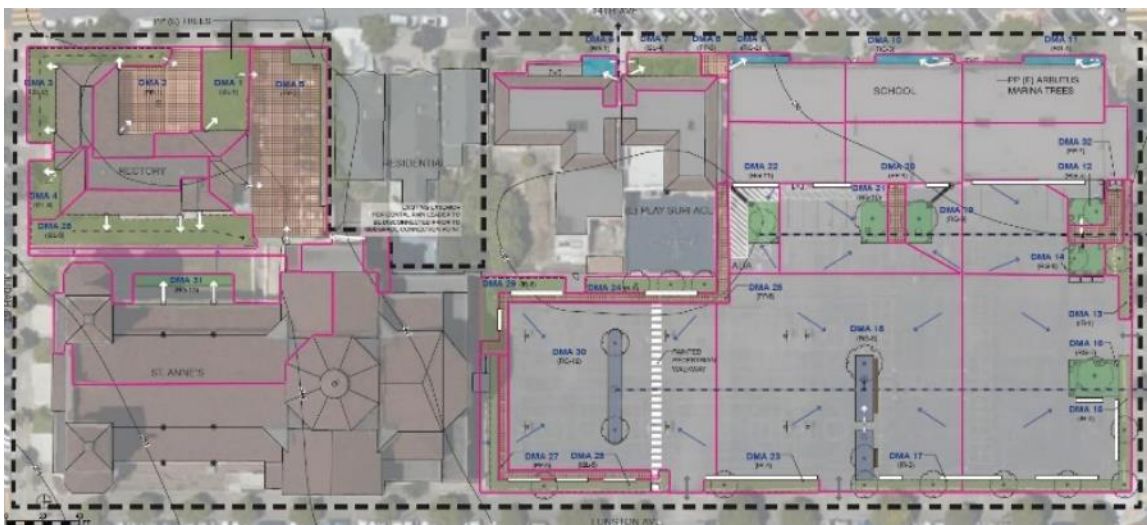


Proposed schoolyard, after retrofits

St. Anne of the Sunset – newly awarded project:



Existing schoolyard to be retrofit with new trees, rain gardens, and permeable pavement



Proposed concept design

From: [Rodda, Luke \(ADM\)](#)
To: [Colfax, Grant \(DPH\)](#); [Kittler, Sophia \(MYR\)](#); [Board of Supervisors, \(BOS\)](#)
Cc: [Po, Vivian \(ADM\)](#); [Johnston, Jennifer \(ADM\)](#); [Agbayani, Nicole \(ADM\)](#); [Haney, Matt \(BOS\)](#); [RivamonteMesa, Abigail \(BOS\)](#); [Serrano Sewell, David \(ADM\)](#); [Liverman, Christopher \(ADM\)](#); [Pojman, Natalie \(DPH\)](#)
Subject: OCME Overdose Report - October 2021
Date: Friday, October 15, 2021 10:43:39 AM
Attachments: [2021_10_OCME Overdose Report.pdf](#)

Dear Mayor Breed, President Walton, and Director Colfax:


Please find attached the OCME Overdose Report for October 2021.

Sincerely,

Office of the Chief Medical Examiner
City and County of San Francisco
1 Newhall Street
San Francisco, California 94124

Tel: (415) 641-3688

City & County of San Francisco
London N. Breed, Mayor



Office of the City Administrator
Carmen Chu, City Administrator
Christopher Liverman, Chief Medical Examiner
Office of the Chief Medical Examiner

October 15, 2021

The Honorable London N. Breed, Mayor
City and County of San Francisco

The Honorable Shamann Walton, President
Board of Supervisors

Grant Colfax, M.D., Director
Department of Public Health

Subject: Report on Accidental Overdose Deaths

Dear Mayor Breed, President Walton, and Director Colfax:

The enclosed report includes preliminary data of accidental overdose deaths in the City and County of San Francisco from the recent four months of June 1, 2021, to September 30, 2021. This report satisfies the ordinance's reporting criteria. For your reference, reports of preliminary data of accidental overdose deaths from January 1, 2020, to September 30, 2021, are enclosed. The preliminary number of accidental overdose deaths in September 2021 is 58.

The reports are published by the Office of the Chief Medical Examiner (OCME), Forensic Laboratory Division, to comply with local and state reporting guidelines and further OCME's mission to provide neutral data to inform policymakers. Please note, these results are preliminary as of testing to October 13, 2021, and are subject to change as the OCME finalizes the manner and cause of each death. These reports are not intended to replace other death statistics within the City that rely on finalized death certificates.

Pertinent for accurate use of these reports is understanding the source of the data and its subsequent summarization process. Decedent demographic and case information were obtained from the OCME case management system. Additionally, specific details from investigator narratives, forensic toxicology results, and where available, preliminary autopsy findings, were utilized. Collected demographic information included race, gender, age, fixed address status, and locations of residence and death.

Due to their significance in accidental overdose deaths, the reported drugs for open cases were specific to fentanyl, heroin, medicinal opioids, methamphetamine and cocaine. Their detection in blood was captured to best determine relevance in each case. Medicinal opioid-positive cases required the presence of codeine, hydrocodone, oxycodone, morphine, hydromorphone, oxymorphone, buprenorphine, tramadol, and/or methadone. Heroin determination was more closely evaluated, requiring the presence of specific heroin markers in blood or urine, expected morphine to codeine ratios, and/or case details consistent with heroin use. Closed casework included any drug-involved accidental overdose.

Sincerely,

A handwritten signature in blue ink, appearing to read "Luke N. Rodda".

Luke N. Rodda, Ph.D. MRACI CChem
Chief Forensic Toxicologist and Director, Forensic Laboratory Division

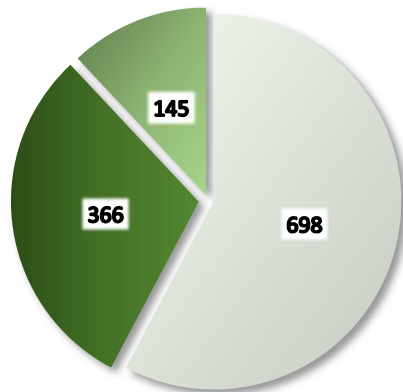
cc: Office of the City Administrator
enclosures: Preliminary Accidental Drug Overdose Data Reports for January 2021 through September 2021
Preliminary Accidental Drug Overdose Data Reports for January 2020 through December 2020

**Preliminary Accidental Drug Overdose Data Reports for
January 2021 through September 2021**



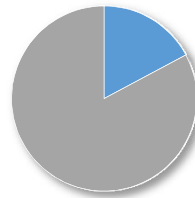
Preliminary Accidental Drug Overdose Data Report
as of October 13, 2021

JAN-SEP 2021



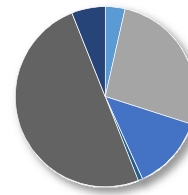
57.73% Other Causes
30.27% Acc. Overdoses Open
11.99% Acc. Overdoses Closed

Gender



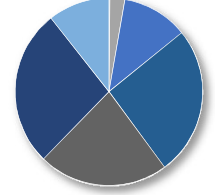
17% Female
83% Male

Race



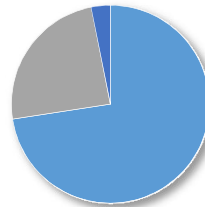
4% Asian
26% Black
13% Latinx
1% Native American
50% White
6% Other/Unknown

Age



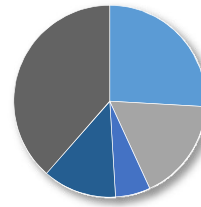
0% <15
3% 15-24
11% 25-34
26% 35-44
22% 45-54
27% 55-64
11% >=65

Fixed Address



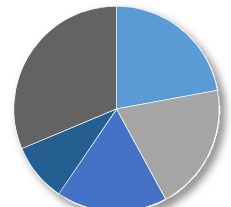
73% Yes (see residence)
24% No
3% Unknown

Residence



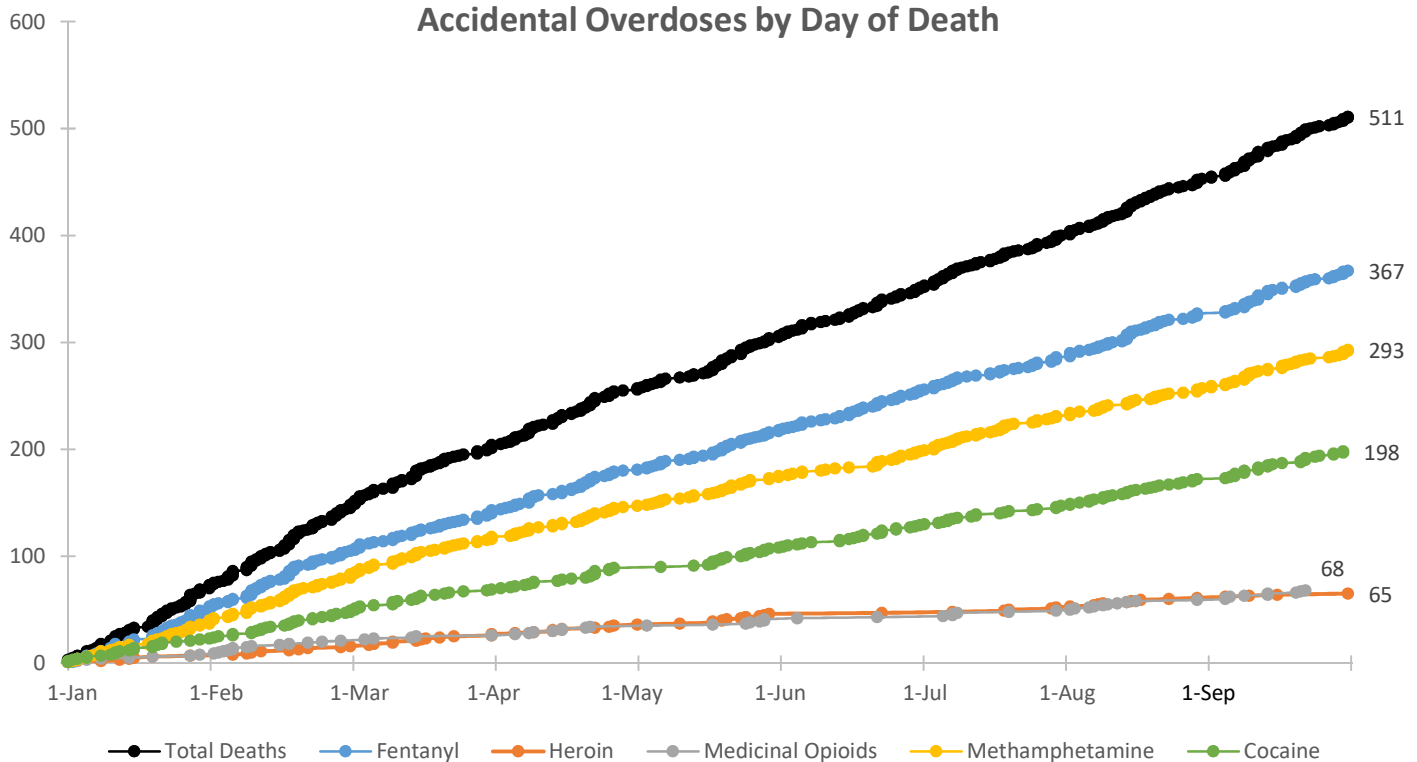
26% Tenderloin (94102)
17% SOMA (94103)
6% Inner Mission (94110)
12% Nob Hill (94109)
39% Others

Location of Death



22% Tenderloin (94102)
20% SOMA (94103)
17% Nob Hill (94109)
9% Inner Mission (94110)
31% Others

Accidental Overdoses by Day of Death



"Acc. Overdoses Open" cases do not have a final cause and manner of death classification; "Acc. Overdoses Closed" cases have a final cause and manner of death classification.

"No fixed address" denotes community members who may be experiencing homelessness.

"Residence" denotes address where decedent lived; "Location of Death" denotes the location where death was declared. For "Residence" and "Location of Death", the 4 most affected neighborhoods are represented, the "Others" category refers to all other zip codes within the City and County of San Francisco and any of out county residences.

"Gender" refers to gender at time of death.

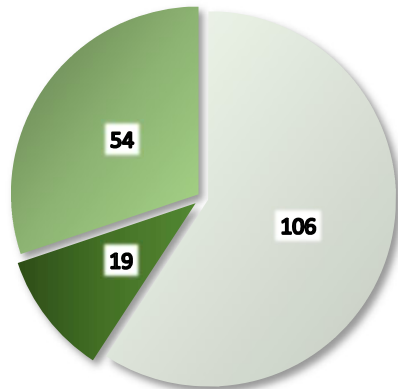
"Total Deaths" denotes Accidental Overdoses where one or more drugs contribute to the cause of death; however, every point for each drug series is inclusive, but not necessarily exclusive, of that drug. "Total deaths" represents all accidental overdoses including ones for drugs not specified above.

PLEASE NOTE THIS DATA IS PRELIMINARY INFORMATION AND SUSCEPTIBLE TO CHANGE



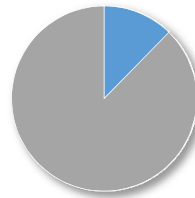
Preliminary Accidental Drug Overdose Data Report
as of October 13, 2021

JANUARY 2021



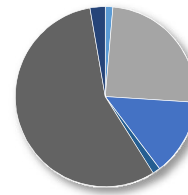
59.22% Other Causes
10.61% Acc. Overdoses Open
30.17% Acc. Overdoses Closed

Gender



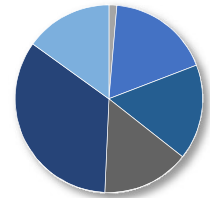
12% Female
88% Male

Race



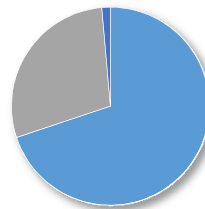
1% Asian
25% Black
14% Latinx
1% Native American
56% White
3% Other/Unknown

Age



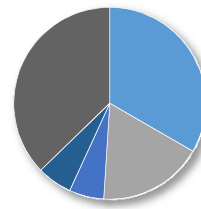
0% <15
18% 25-34
15% 45-54
15% >=65
1% 15-24
16% 35-44
34% 55-64

Fixed Address



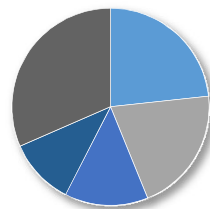
70% Yes (see residence)
29% No
1% Unknown

Residence



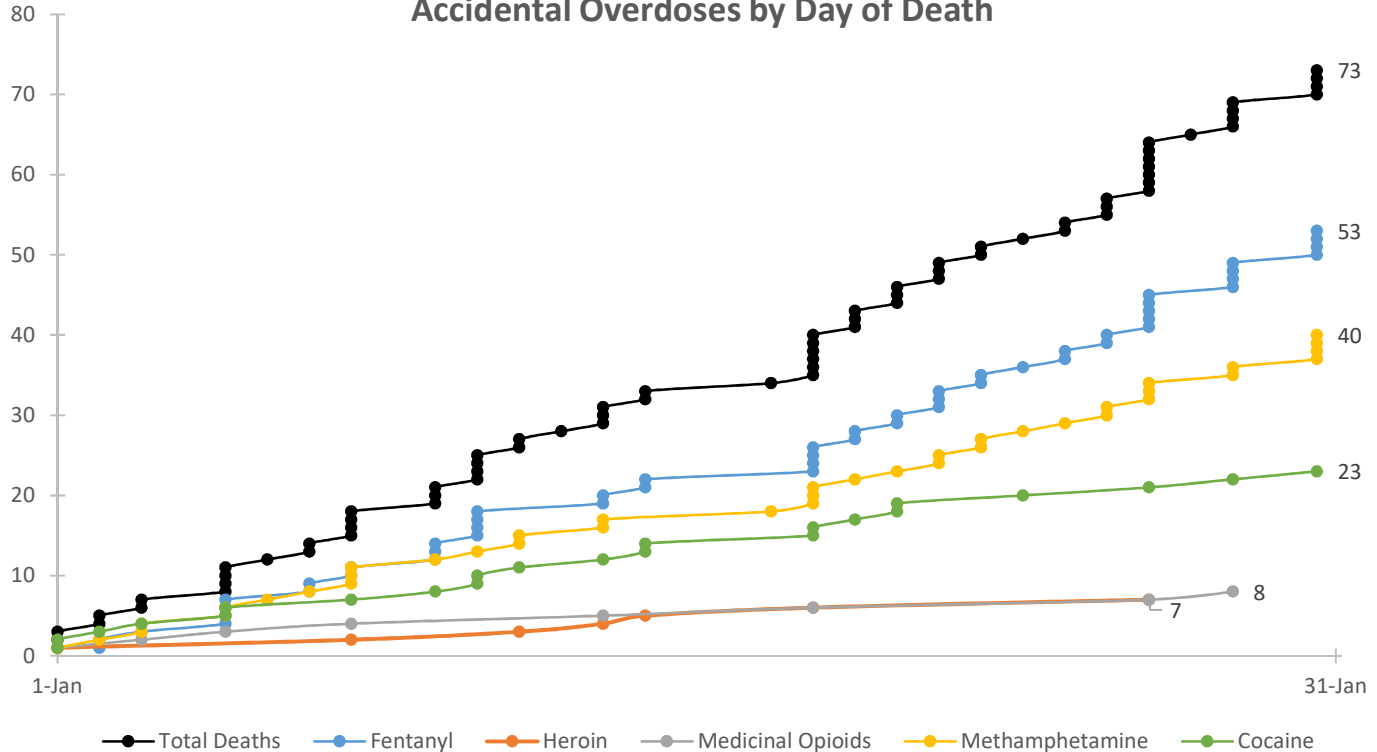
33% Tenderloin (94102)
18% SOMA (94103)
6% Inner Mission (94110)
6% Nob Hill (94109)
37% Others

Location of Death



23% Tenderloin (94102)
21% SOMA (94103)
14% Nob Hill (94109)
11% Inner Mission (94110)
32% Others

Accidental Overdoses by Day of Death



"Acc. Overdoses Open" cases do not have a final cause and manner of death classification; "Acc. Overdoses Closed" cases have a final cause and manner of death classification.

"No fixed address" denotes community members who may be experiencing homelessness.

"Residence" denotes address where decedent lived; "Location of Death" denotes the location where death was declared. For "Residence" and "Location of Death", the 4 most affected neighborhoods are represented, the "Others" category refers to all other zip codes within the City and County of San Francisco and any of out county residences.

"Gender" refers to gender at time of death.

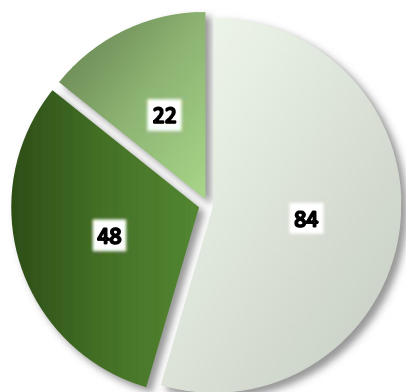
"Total Deaths" denotes Accidental Overdoses where one or more drugs contribute to the cause of death; however, every point for each drug series is inclusive, but not necessarily exclusive, of that drug. "Total deaths" represents all accidental overdoses including ones for drugs not specified above.

PLEASE NOTE THIS DATA IS PRELIMINARY INFORMATION AND SUSCEPTIBLE TO CHANGE



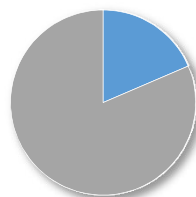
Preliminary Accidental Drug Overdose Data Report
as of October 13, 2021

FEBRUARY 2021



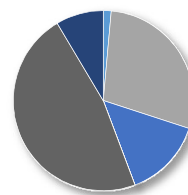
54.55% Other Causes
31.17% Acc. Overdoses Open
14.29% Acc. Overdoses Closed

Gender



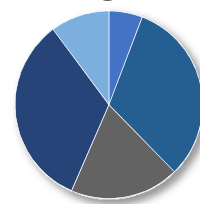
19% Female
81% Male

Race



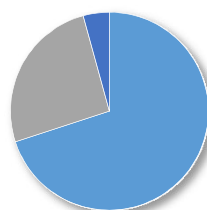
1% Asian
29% Black
14% Latinx
0% Native American
47% White
9% Other/Unknown

Age



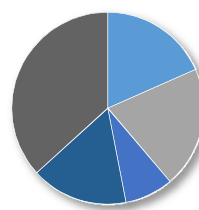
0% <15
6% 25-34
19% 45-54
10% >=65
31% 35-44
33% 55-64

Fixed Address



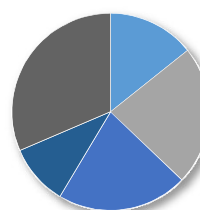
70% Yes (see residence)
26% No
4% Unknown

Residence



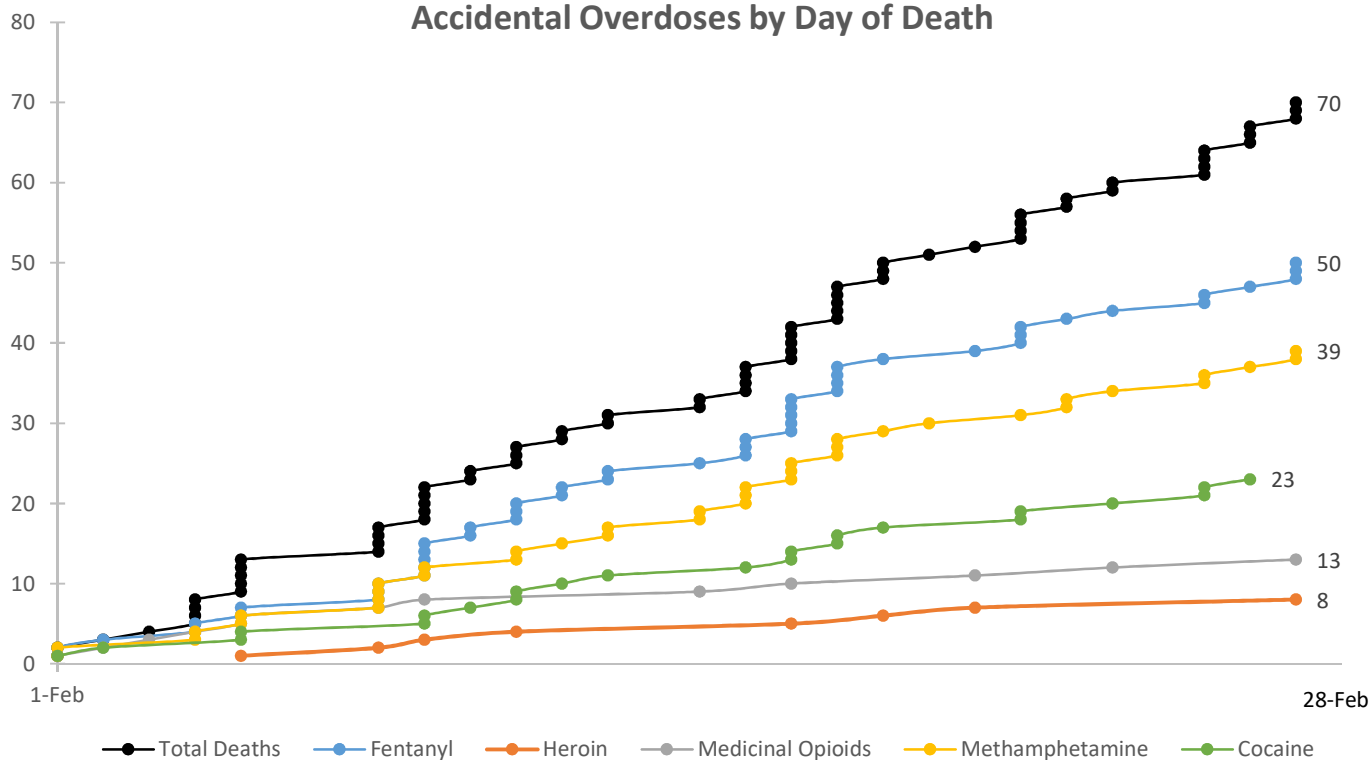
18% Tenderloin (94102)
20% SOMA (94103)
8% Inner Mission (94110)
16% Nob Hill (94109)
37% Others

Location of Death



14% Tenderloin (94102)
23% SOMA (94103)
21% Nob Hill (94109)
10% Inner Mission (94110)
31% Others

Accidental Overdoses by Day of Death



"Acc. Overdoses Open" cases do not have a final cause and manner of death classification; "Acc. Overdoses Closed" cases have a final cause and manner of death classification.

"No fixed address" denotes community members who may be experiencing homelessness.

"Residence" denotes address where decedent lived; "Location of Death" denotes the location where death was declared. For "Residence" and "Location of Death", the 4 most affected neighborhoods are represented, the "Others" category refers to all other zip codes within the City and County of San Francisco and any of out county residences.

"Gender" refers to gender at time of death.

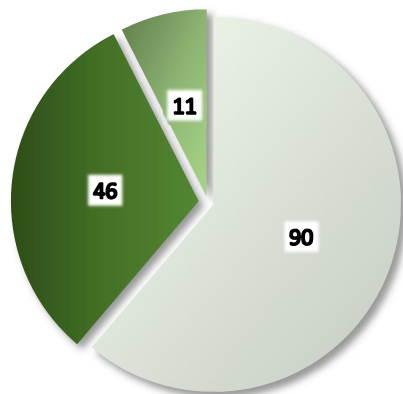
"Total Deaths" denotes Accidental Overdoses where one or more drugs contribute to the cause of death; however, every point for each drug series is inclusive, but not necessarily exclusive, of that drug. "Total deaths" represents all accidental overdoses including ones for drugs not specified above.

PLEASE NOTE THIS DATA IS PRELIMINARY INFORMATION AND SUSCEPTIBLE TO CHANGE



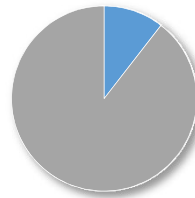
Preliminary Accidental Drug Overdose Data Report
as of October 13, 2021

MARCH 2021



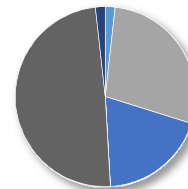
61.22% Other Causes
31.29% Acc. Overdoses Open
7.48% Acc. Overdoses Closed

Gender



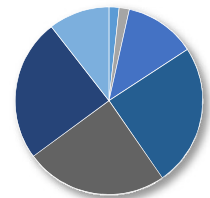
11% Female
89% Male

Race



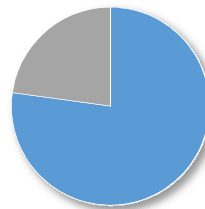
2% Asian
28% Black
19% Latinx
0% Native American
49% White
2% Other/Unknown

Age



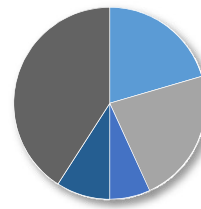
2% <15
12% 15-24
25% 25-34
25% 35-44
25% 45-54
11% >=65

Fixed Address



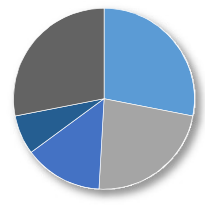
77% Yes (see residence)
23% No
0% Unknown

Residence



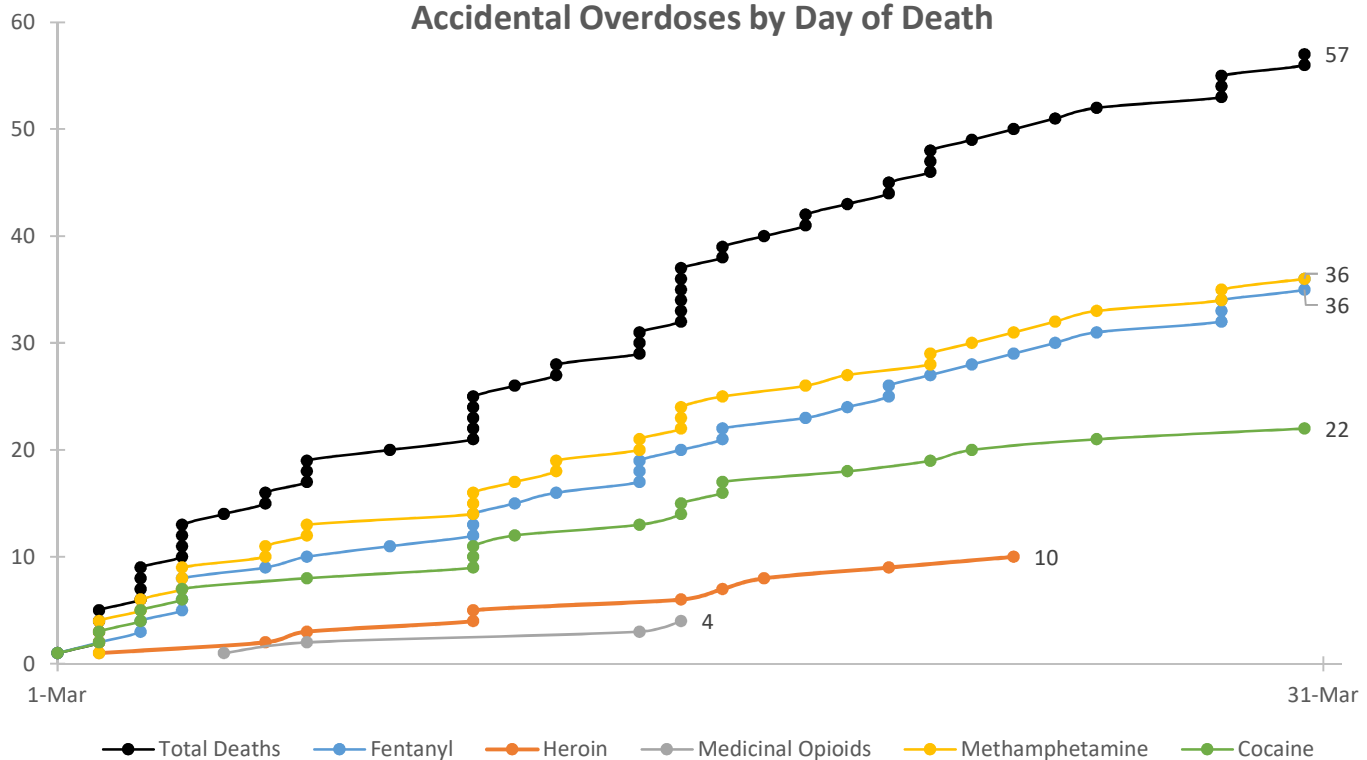
20% Tenderloin (94102)
23% SOMA (94103)
7% Inner Mission (94110)
9% Nob Hill (94109)
41% Others

Location of Death



28% Tenderloin (94102)
23% SOMA (94103)
14% Nob Hill (94109)
7% Inner Mission (94110)
28% Others

Accidental Overdoses by Day of Death



"Acc. Overdoses Open" cases do not have a final cause and manner of death classification; "Acc. Overdoses Closed" cases have a final cause and manner of death classification.

"No fixed address" denotes community members who may be experiencing homelessness.

"Residence" denotes address where decedent lived; "Location of Death" denotes the location where death was declared. For "Residence" and "Location of Death", the 4 most affected neighborhoods are represented, the "Others" category refers to all other zip codes within the City and County of San Francisco and any of out county residences.

"Gender" refers to gender at time of death.

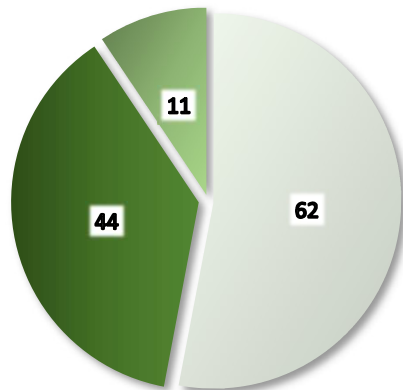
"Total Deaths" denotes Accidental Overdoses where one or more drugs contribute to the cause of death; however, every point for each drug series is inclusive, but not necessarily exclusive, of that drug. "Total deaths" represents all accidental overdoses including ones for drugs not specified above.

PLEASE NOTE THIS DATA IS PRELIMINARY INFORMATION AND SUSCEPTIBLE TO CHANGE



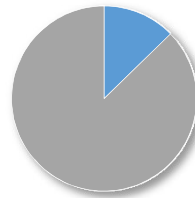
Preliminary Accidental Drug Overdose Data Report
as of October 13, 2021

APRIL 2021



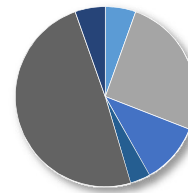
52.99% Other Causes
37.61% Acc. Overdoses Open
9.40% Acc. Overdoses Closed

Gender



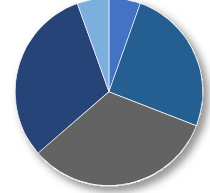
13% Female
87% Male

Race



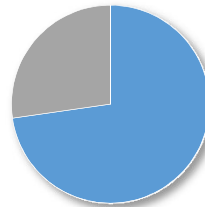
5% Asian
25% Black
11% Latinx
4% Native American
49% White
5% Other/Unknown

Age



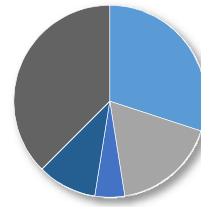
0% <15
5% 25-34
33% 45-54
5% >=65
0% 15-24
25% 35-44
31% 55-64

Fixed Address



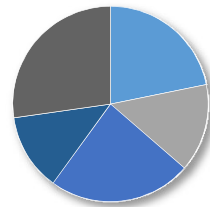
73% Yes (see residence)
27% No
0% Unknown

Residence



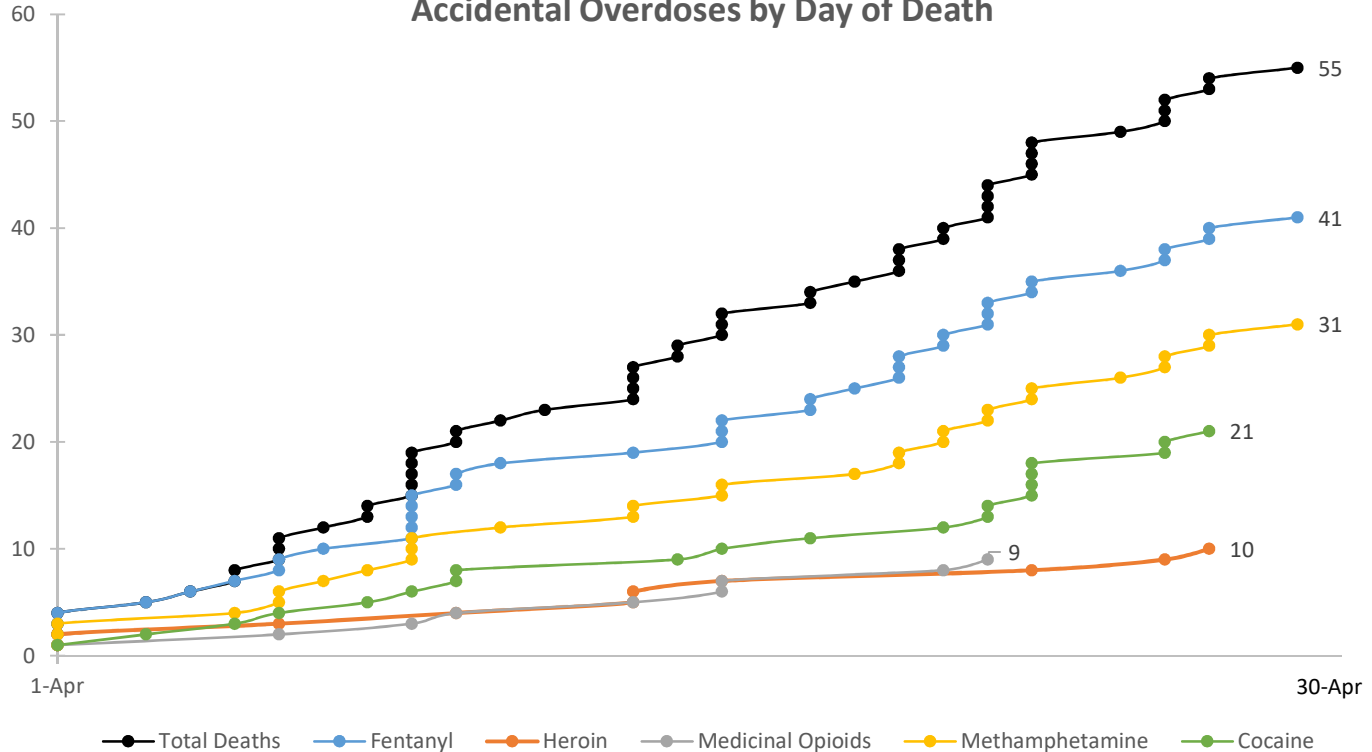
30% Tenderloin (94102)
18% SOMA (94103)
5% Outer Richmond (94121)
10% Nob Hill (94109)
38% Others

Location of Death



22% Tenderloin (94102)
15% SOMA (94103)
24% Nob Hill (94109)
13% Inner Mission (94110)
27% Others

Accidental Overdoses by Day of Death



"Acc. Overdoses Open" cases do not have a final cause and manner of death classification; "Acc. Overdoses Closed" cases have a final cause and manner of death classification.

"No fixed address" denotes community members who may be experiencing homelessness.

"Residence" denotes address where decedent lived; "Location of Death" denotes the location where death was declared. For "Residence" and "Location of Death", the 4 most affected neighborhoods are represented, the "Others" category refers to all other zip codes within the City and County of San Francisco and any of out county residences.

"Gender" refers to gender at time of death.

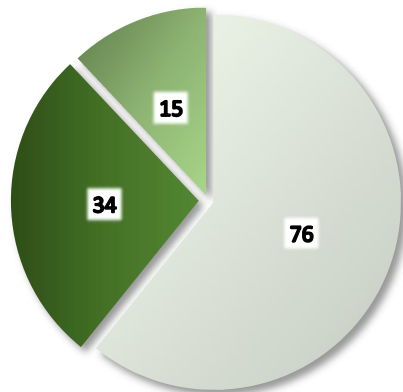
"Total Deaths" denotes Accidental Overdoses where one or more drugs contribute to the cause of death; however, every point for each drug series is inclusive, but not necessarily exclusive, of that drug. "Total deaths" represents all accidental overdoses including ones for drugs not specified above.

PLEASE NOTE THIS DATA IS PRELIMINARY INFORMATION AND SUSCEPTIBLE TO CHANGE



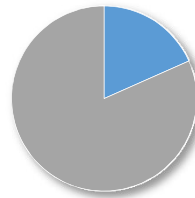
Preliminary Accidental Drug Overdose Data Report
as of October 13, 2021

MAY 2021



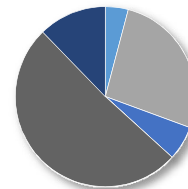
60.80% Other Causes
27.20% Acc. Overdoses Open
12.00% Acc. Overdoses Closed

Gender



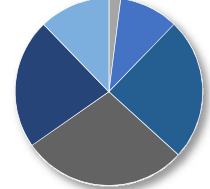
18% Female
82% Male

Race



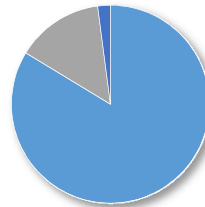
4% Asian
27% Black
6% Latinx
0% Native American
51% White
12% Other/Unknown

Age



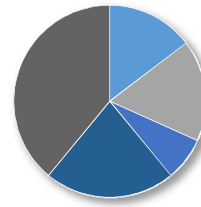
0% <15
10% 25-34
29% 45-54
12% >=65
2% 15-24
24% 35-44
22% 55-64

Fixed Address



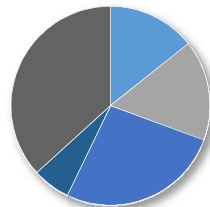
84% Yes (see residence)
14% No
2% Unknown

Residence



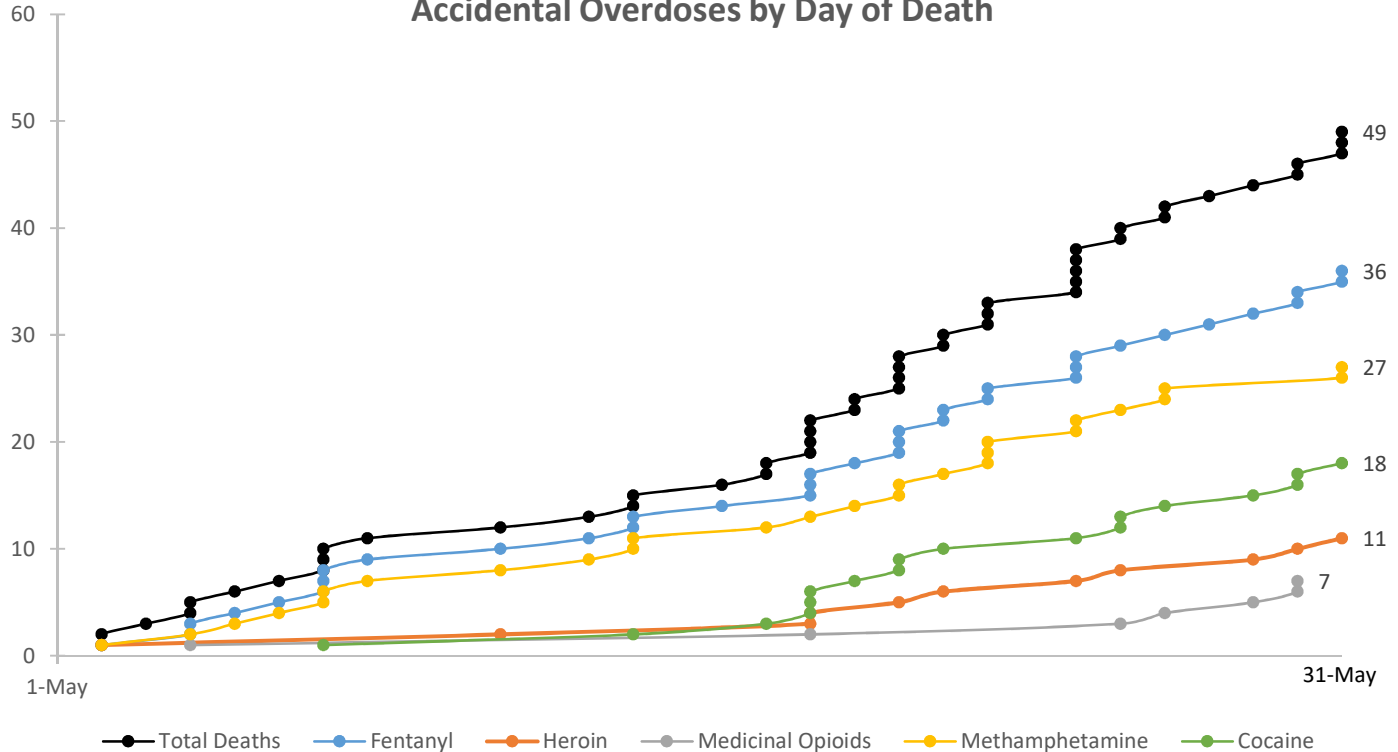
15% Tenderloin (94102)
17% SOMA (94103)
7% Visitacion Valley (94134)
22% Nob Hill (94109)
39% Others

Location of Death



14% Tenderloin (94102)
16% SOMA (94103)
27% Nob Hill (94109)
6% Visitacion Valley (94134)
37% Others

Accidental Overdoses by Day of Death



"Acc. Overdoses Open" cases do not have a final cause and manner of death classification; "Acc. Overdoses Closed" cases have a final cause and manner of death classification.

"No fixed address" denotes community members who may be experiencing homelessness.

"Residence" denotes address where decedent lived; "Location of Death" denotes the location where death was declared. For "Residence" and "Location of Death", the 4 most affected neighborhoods are represented, the "Others" category refers to all other zip codes within the City and County of San Francisco and any of out county residences.

"Gender" refers to gender at time of death.

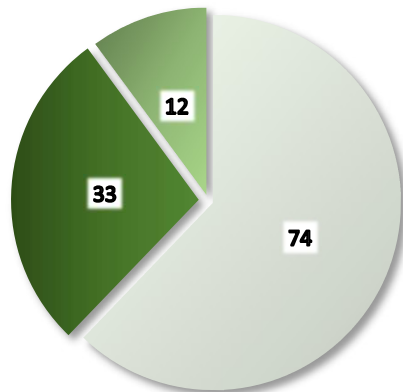
"Total Deaths" denotes Accidental Overdoses where one or more drugs contribute to the cause of death; however, every point for each drug series is inclusive, but not necessarily exclusive, of that drug. "Total deaths" represents all accidental overdoses including ones for drugs not specified above.

PLEASE NOTE THIS DATA IS PRELIMINARY INFORMATION AND SUSCEPTIBLE TO CHANGE



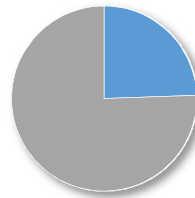
Preliminary Accidental Drug Overdose Data Report
as of October 13, 2021

JUNE 2021



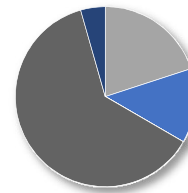
62.18% Other Causes
27.73% Acc. Overdoses Open
10.08% Acc. Overdoses Closed

Gender



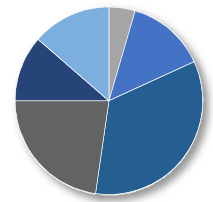
24% Female
76% Male

Race



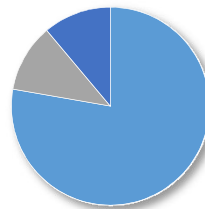
0% Asian
20% Black
13% Latinx
0% Native American
62% White
4% Other/Unknown

Age



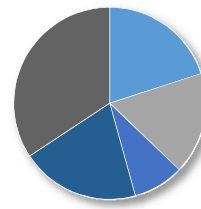
0% <15
13% 25-34
22% 45-54
13% >=65
4% 15-24
33% 35-44

Fixed Address



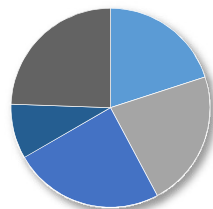
78% Yes (see residence)
11% No
11% Unknown

Residence



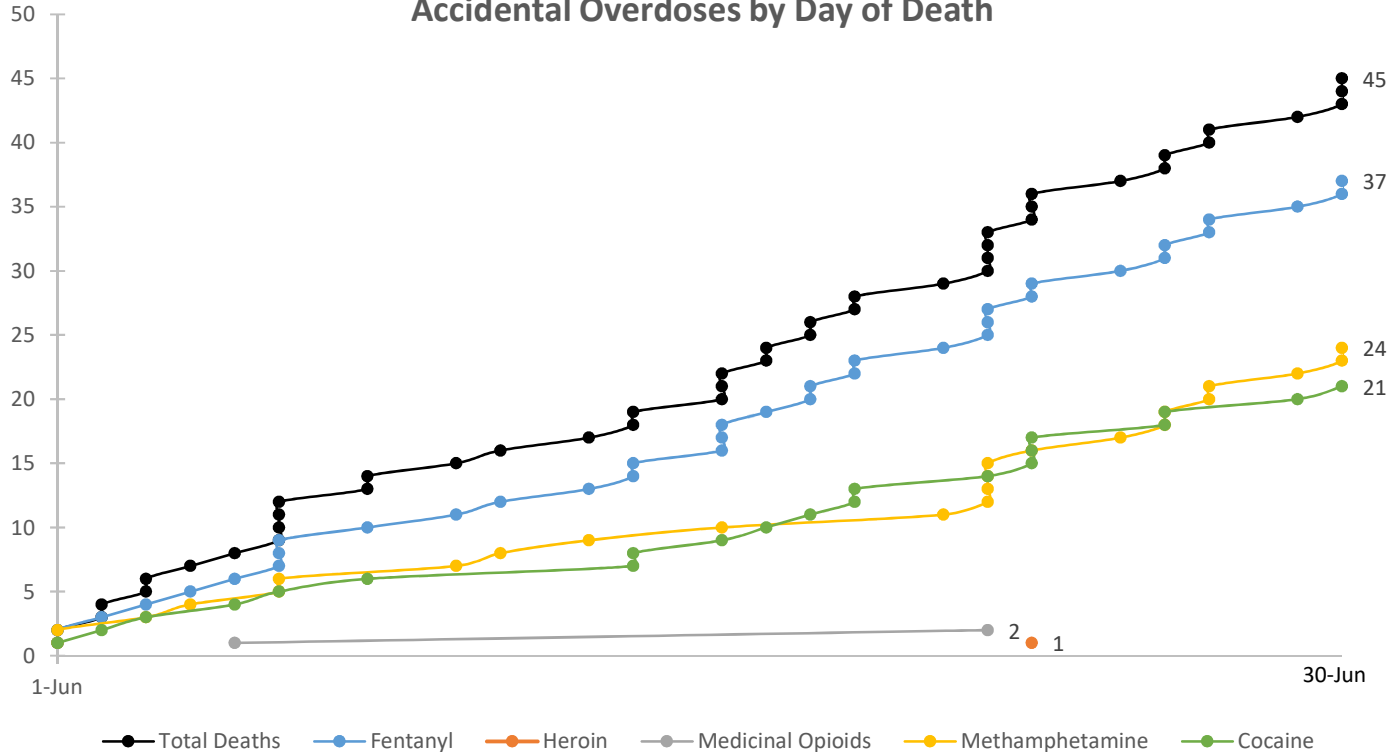
20% Tenderloin (94102)
17% SOMA (94103)
9% Haight-Ashbury (94117)
20% Nob Hill (94109)
34% Others

Location of Death



20% Tenderloin (94102)
22% SOMA (94103)
24% Nob Hill (94109)
9% Castro/Noe Valley (94114)
24% Others

Accidental Overdoses by Day of Death



"Acc. Overdoses Open" cases do not have a final cause and manner of death classification; "Acc. Overdoses Closed" cases have a final cause and manner of death classification.

"No fixed address" denotes community members who may be experiencing homelessness.

"Residence" denotes address where decedent lived; "Location of Death" denotes the location where death was declared. For "Residence" and "Location of Death", the 4 most affected neighborhoods are represented, the "Others" category refers to all other zip codes within the City and County of San Francisco and any of out county residences.

"Gender" refers to gender at time of death.

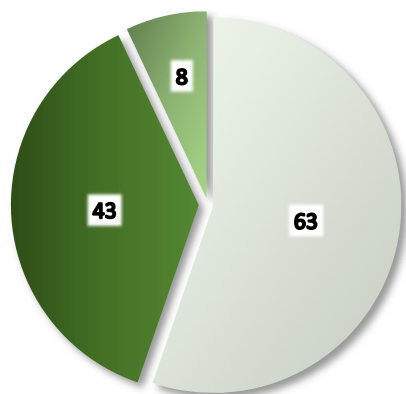
"Total Deaths" denotes Accidental Overdoses where one or more drugs contribute to the cause of death; however, every point for each drug series is inclusive, but not necessarily exclusive, of that drug. "Total deaths" represents all accidental overdoses including ones for drugs not specified above.

PLEASE NOTE THIS DATA IS PRELIMINARY INFORMATION AND SUSCEPTIBLE TO CHANGE



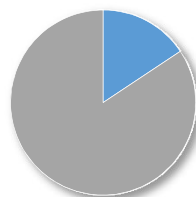
Preliminary Accidental Drug Overdose Data Report
as of October 13, 2021

JULY 2021



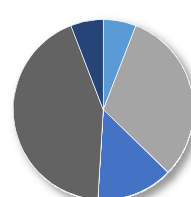
55.26% Other Causes
37.72% Acc. Overdoses Open
7.02% Acc. Overdoses Closed

Gender



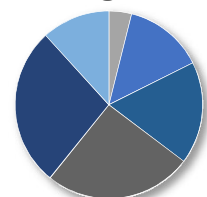
16% Female
84% Male

Race



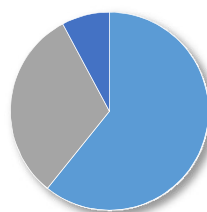
6% Asian
31% Black
14% Latinx
0% Native American
43% White
6% Other/Unknown

Age



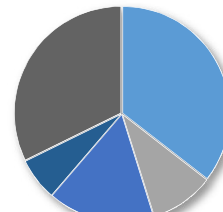
0% <15
4% 15-24
14% 25-34
18% 35-44
25% 45-54
27% 55-64
12% >=65

Fixed Address



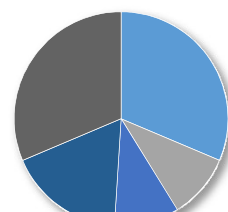
61% Yes (see residence)
31% No
8% Unknown

Residence



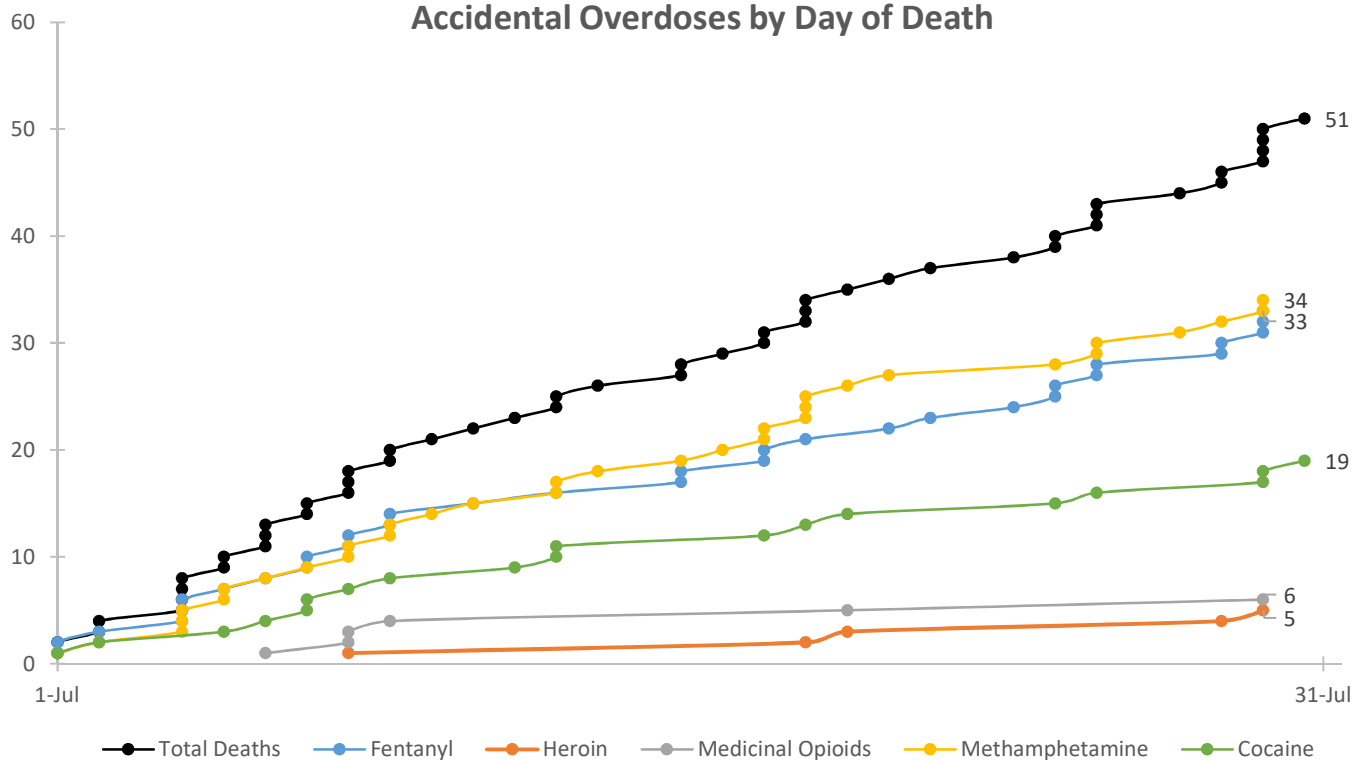
35% Tenderloin (94102)
10% Japantown (94115)
16% Inner Mission (94110)
6% Nob Hill (94109)
32% Others

Location of Death



31% Tenderloin (94102)
10% Inner Mission (94110)
10% Nob Hill (94109)
18% SOMA (94103)
31% Others

Accidental Overdoses by Day of Death



"Acc. Overdoses Open" cases do not have a final cause and manner of death classification; "Acc. Overdoses Closed" cases have a final cause and manner of death classification.

"No fixed address" denotes community members who may be experiencing homelessness.

"Residence" denotes address where decedent lived; "Location of Death" denotes the location where death was declared. For "Residence" and "Location of Death", the 4 most affected neighborhoods are represented, the "Others" category refers to all other zip codes within the City and County of San Francisco and any of out county residences.

"Gender" refers to gender at time of death.

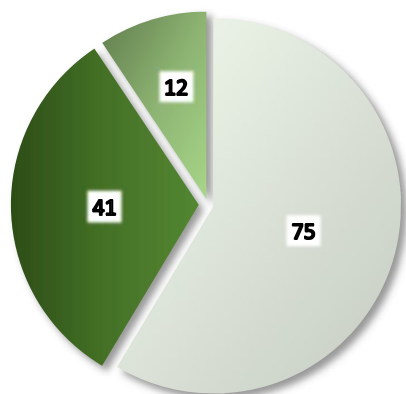
"Total Deaths" denotes Accidental Overdoses where one or more drugs contribute to the cause of death; however, every point for each drug series is inclusive, but not necessarily exclusive, of that drug. "Total deaths" represents all accidental overdoses including ones for drugs not specified above.

PLEASE NOTE THIS DATA IS PRELIMINARY INFORMATION AND SUSCEPTIBLE TO CHANGE



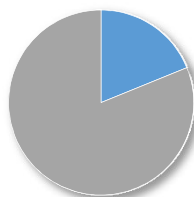
Preliminary Accidental Drug Overdose Data Report
as of October 13, 2021

AUGUST 2021



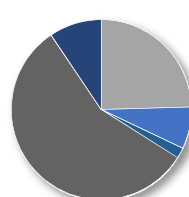
58.59% Other Causes
32.03% Acc. Overdoses Open
9.38% Acc. Overdoses Closed

Gender



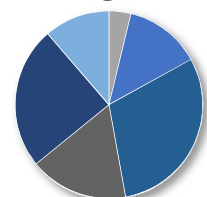
19% Female
81% Male

Race



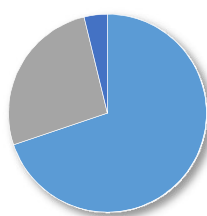
0% Asian
25% Black
8% Latinx
2% Native American
57% White
9% Other/Unknown

Age



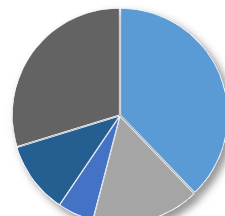
0% <15
13% 25-34
17% 45-54
11% >=65
30% 35-44
25% 55-64

Fixed Address



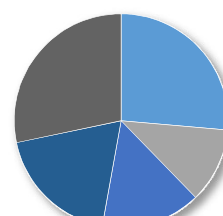
70% Yes (see residence)
26% No
4% Unknown

Residence



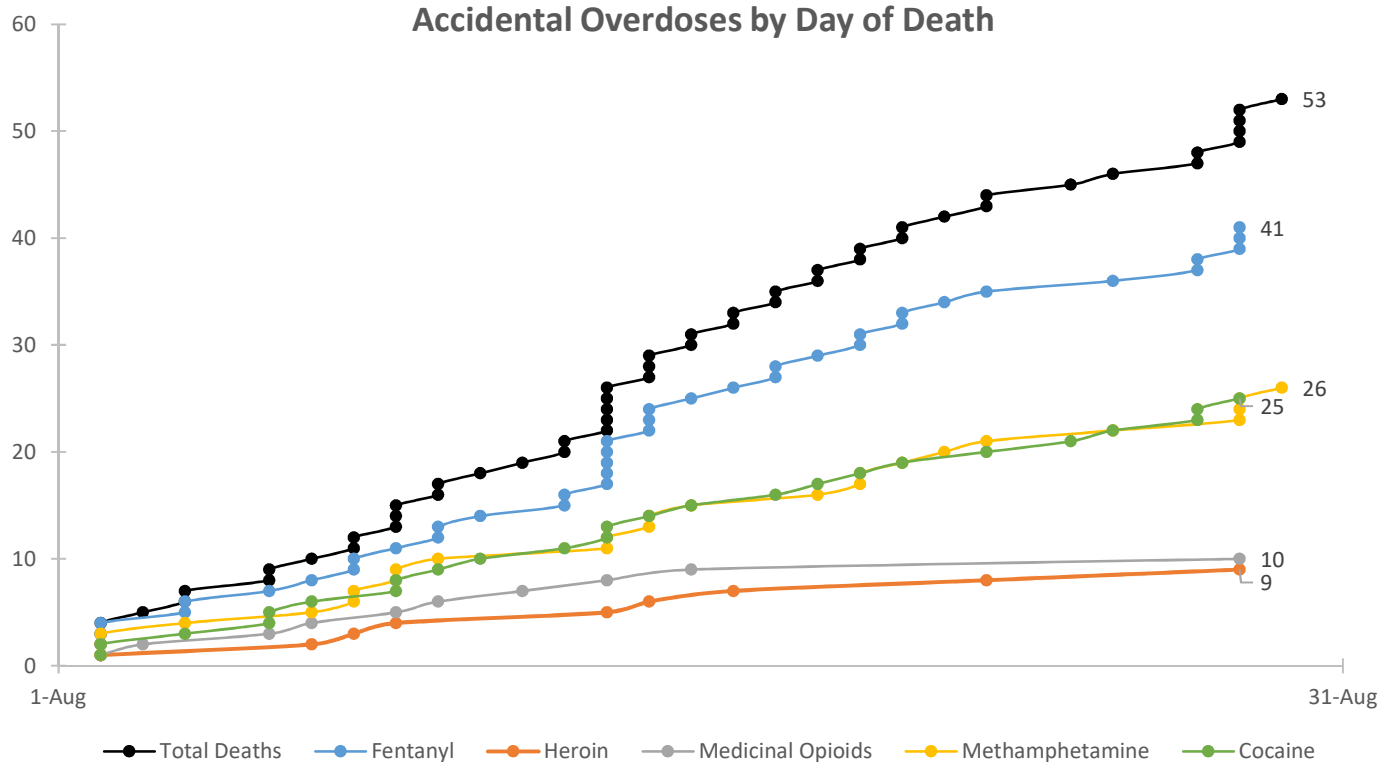
38% Tenderloin (94102)
16% SOMA (94103)
5% Inner Mission (94110)
11% Nob Hill (94109)
30% Others

Location of Death



26% Tenderloin (94102)
11% Inner Mission (94110)
15% Nob Hill (94109)
19% SOMA (94103)
28% Others

Accidental Overdoses by Day of Death



"Acc. Overdoses Open" cases do not have a final cause and manner of death classification; "Acc. Overdoses Closed" cases have a final cause and manner of death classification.

"No fixed address" denotes community members who may be experiencing homelessness.

"Residence" denotes address where decedent lived; "Location of Death" denotes the location where death was declared. For "Residence" and "Location of Death", the 4 most affected neighborhoods are represented, the "Others" category refers to all other zip codes within the City and County of San Francisco and any of out county residences.

"Gender" refers to gender at time of death.

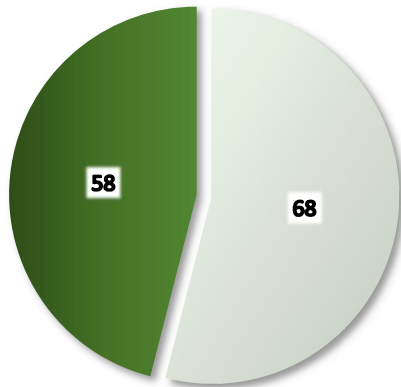
"Total Deaths" denotes Accidental Overdoses where one or more drugs contribute to the cause of death; however, every point for each drug series is inclusive, but not necessarily exclusive, of that drug. "Total deaths" represents all accidental overdoses including ones for drugs not specified above.

PLEASE NOTE THIS DATA IS PRELIMINARY INFORMATION AND SUSCEPTIBLE TO CHANGE



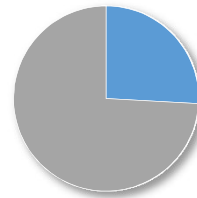
Preliminary Accidental Drug Overdose Data Report
as of October 13, 2021

SEPTEMBER 2021



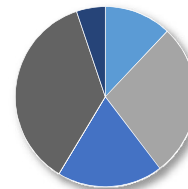
53.97% Other Causes
46.03% Acc. Overdoses Open
0.00% Acc. Overdoses Closed

Gender



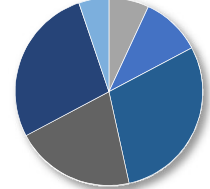
26% Female
74% Male

Race



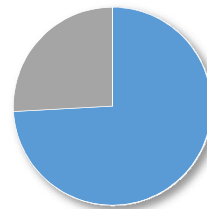
12% Asian
28% Black
19% Latinx
0% Native American
36% White
5% Other/Unknown

Age



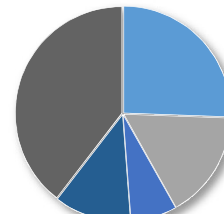
0% <15
10% 15-24
21% 25-34
5% 35-44
29% 45-54
28% 55-64
5% >=65

Fixed Address



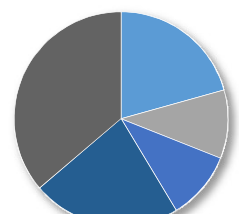
74% Yes (see residence)
26% No
0% Unknown

Residence



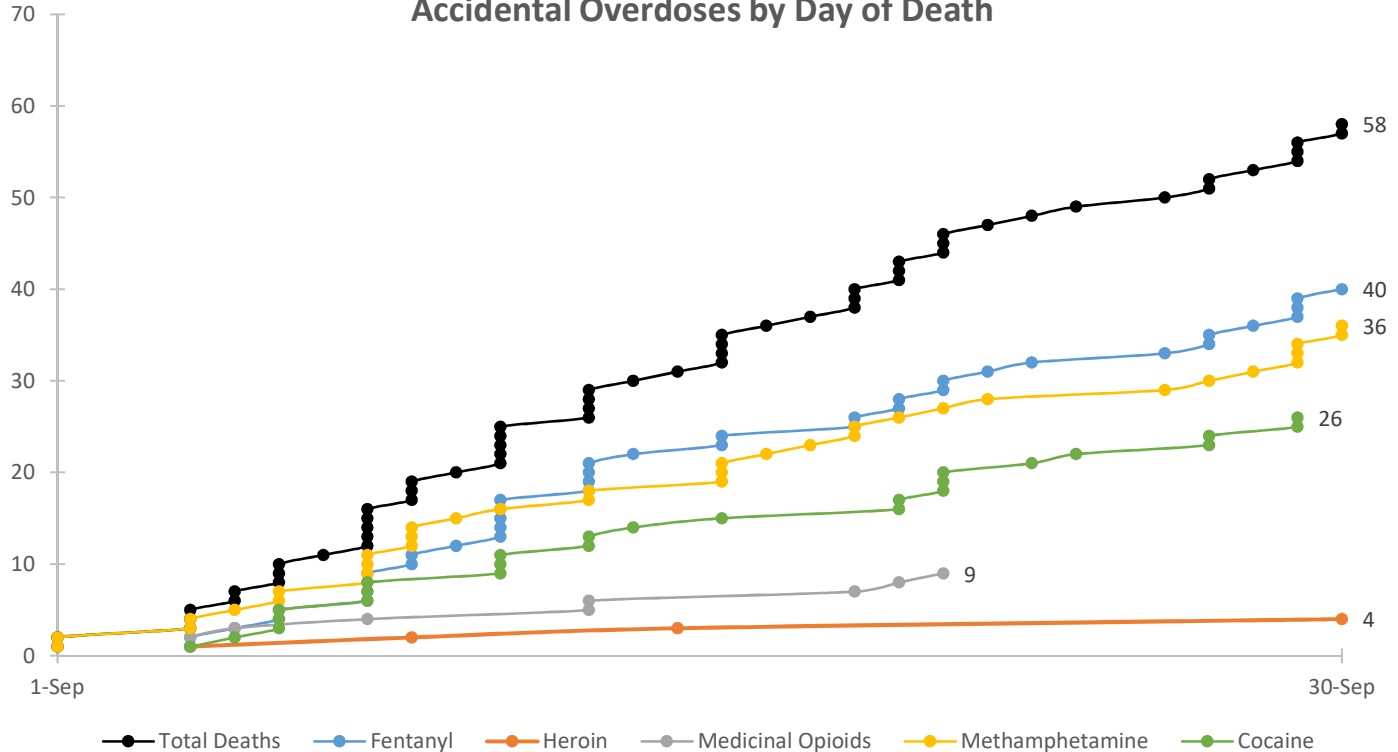
26% Tenderloin (94102)
16% SOMA (94103)
7% Hunters Point (94124)
12% Nob Hill (94109)
40% Others

Location of Death



21% Tenderloin (94102)
10% Inner Mission (94110)
10% Nob Hill (94109)
22% SOMA (94103)
36% Others

Accidental Overdoses by Day of Death



"Acc. Overdoses Open" cases do not have a final cause and manner of death classification; "Acc. Overdoses Closed" cases have a final cause and manner of death classification.

"No fixed address" denotes community members who may be experiencing homelessness.

"Residence" denotes address where decedent lived; "Location of Death" denotes the location where death was declared. For "Residence" and "Location of Death", the 4 most affected neighborhoods are represented, the "Others" category refers to all other zip codes within the City and County of San Francisco and any of out county residences.

"Gender" refers to gender at time of death.

"Total Deaths" denotes Accidental Overdoses where one or more drugs contribute to the cause of death; however, every point for each drug series is inclusive, but not necessarily exclusive, of that drug. "Total deaths" represents all accidental overdoses including ones for drugs not specified above.

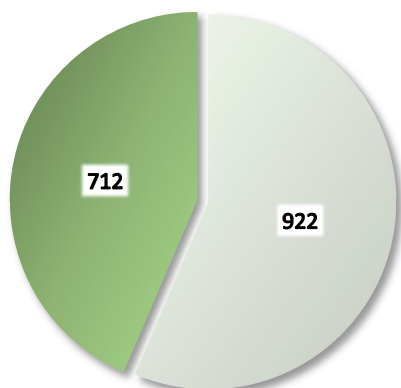
PLEASE NOTE THIS DATA IS PRELIMINARY INFORMATION AND SUSCEPTIBLE TO CHANGE

**Preliminary Accidental Drug Overdose Data Reports for
January 2020 through December 2020**



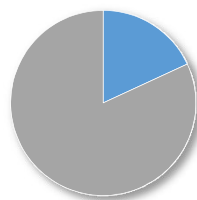
Preliminary Accidental Drug Overdose Data Report
as of October 13, 2021

JAN-DEC 2020



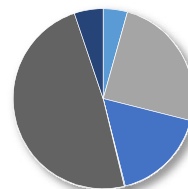
56.43% Other Causes
0.00% Acc. Overdoses Open
43.57% Acc. Overdoses Closed

Gender



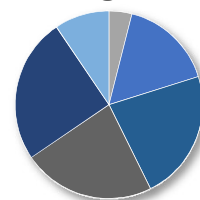
18% Female
82% Male

Race



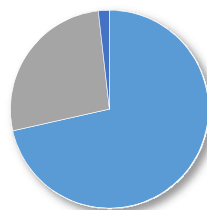
4% Asian
25% Black
17% Latinx
0% Native American
49% White
5% Other/Unknown

Age



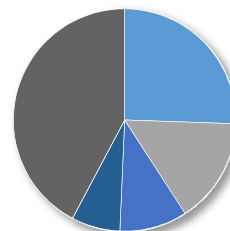
0% <15
16% 15-24
23% 25-34
9% 35-44
25% 45-54
9% >=65

Fixed Address



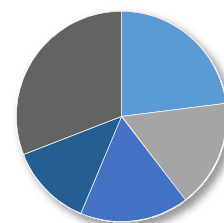
71% Yes (see residence)
27% No
2% Unknown

Residence



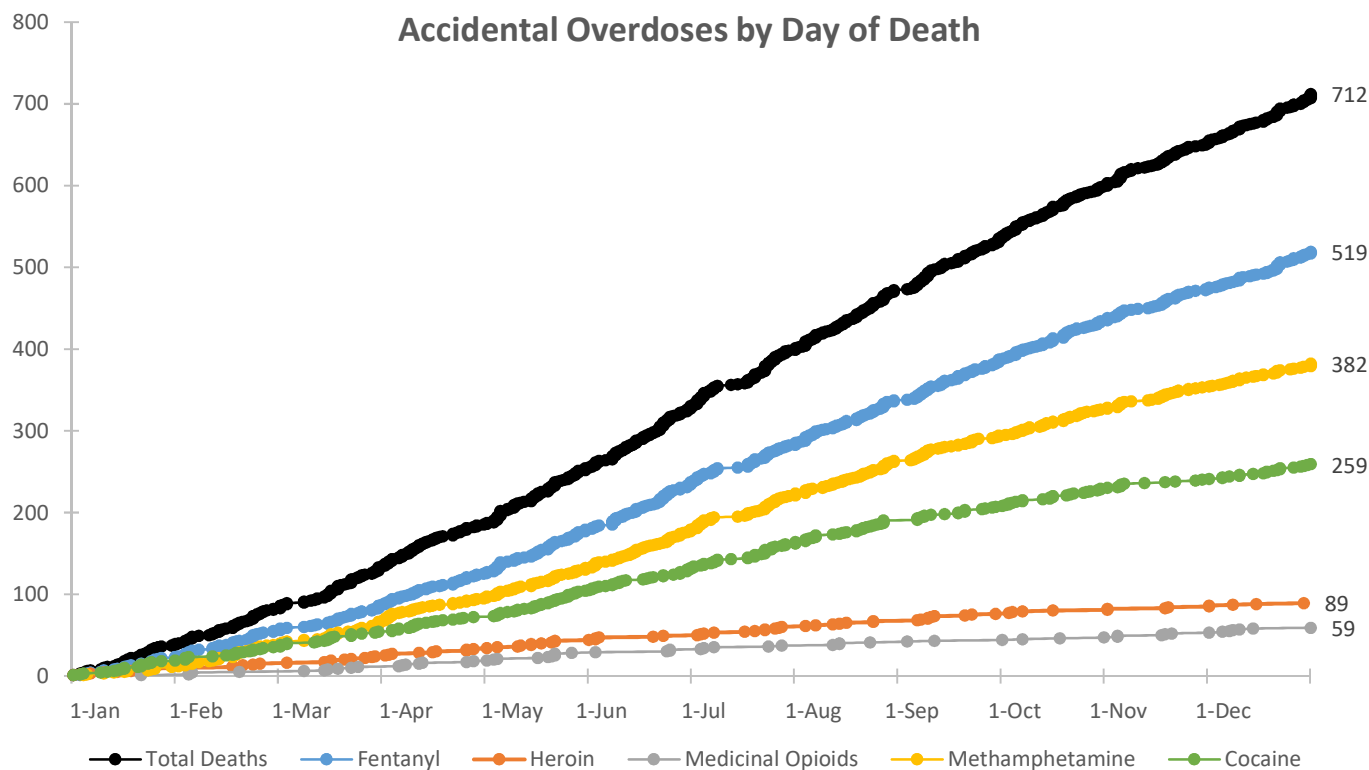
26% Tenderloin (94102)
15% SOMA (94103)
10% Nob Hill (94109)
7% Inner Mission (94110)
42% Others

Location of Death



23% Tenderloin (94102)
17% SOMA (94103)
17% Nob Hill (94109)
13% Inner Mission (94110)
31% Others

Accidental Overdoses by Day of Death



"Acc. Overdoses Open" cases do not have a final cause and manner of death classification; "Acc. Overdoses Closed" cases have a final cause and manner of death classification.

"No fixed address" denotes community members who may be experiencing homelessness.

"Residence" denotes address where decedent lived; "Location of Death" denotes the location where death was declared. For "Residence" and "Location of Death", the 4 most affected neighborhoods are represented, the "Others" category refers to all other zip codes within the City and County of San Francisco and any of out county residences.

"Gender" refers to gender at time of death.

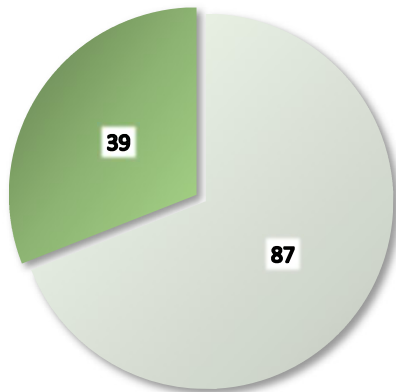
"Total Deaths" denotes Accidental Overdoses where one or more drugs contribute to the cause of death; however, every point for each drug series is inclusive, but not necessarily exclusive, of that drug. "Total deaths" represents all accidental overdoses including ones for drugs not specified above.

PLEASE NOTE THIS DATA IS PRELIMINARY INFORMATION AND SUSCEPTIBLE TO CHANGE



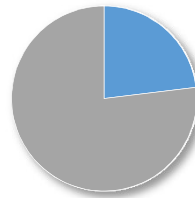
Preliminary Accidental Drug Overdose Data Report
as of October 13, 2021

JANUARY 2020



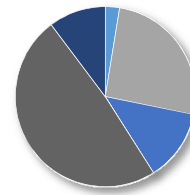
69.05% Other Causes
0.00% Acc. Overdoses Open
30.95% Acc. Overdoses Closed

Gender



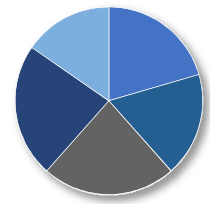
23% Female
77% Male

Race



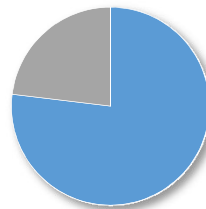
3% Asian
26% Black
13% Latinx
0% Native American
49% White
10% Other/Unknown

Age



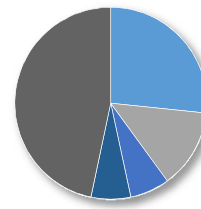
0% <15
15-24 0%
21% 25-34
18% 35-44
23% 45-54
23% 55-64
15% >=65

Fixed Address



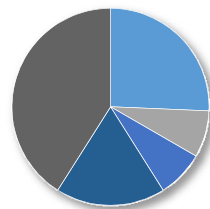
77% Yes (see residence)
23% No
0% Unknown

Residence



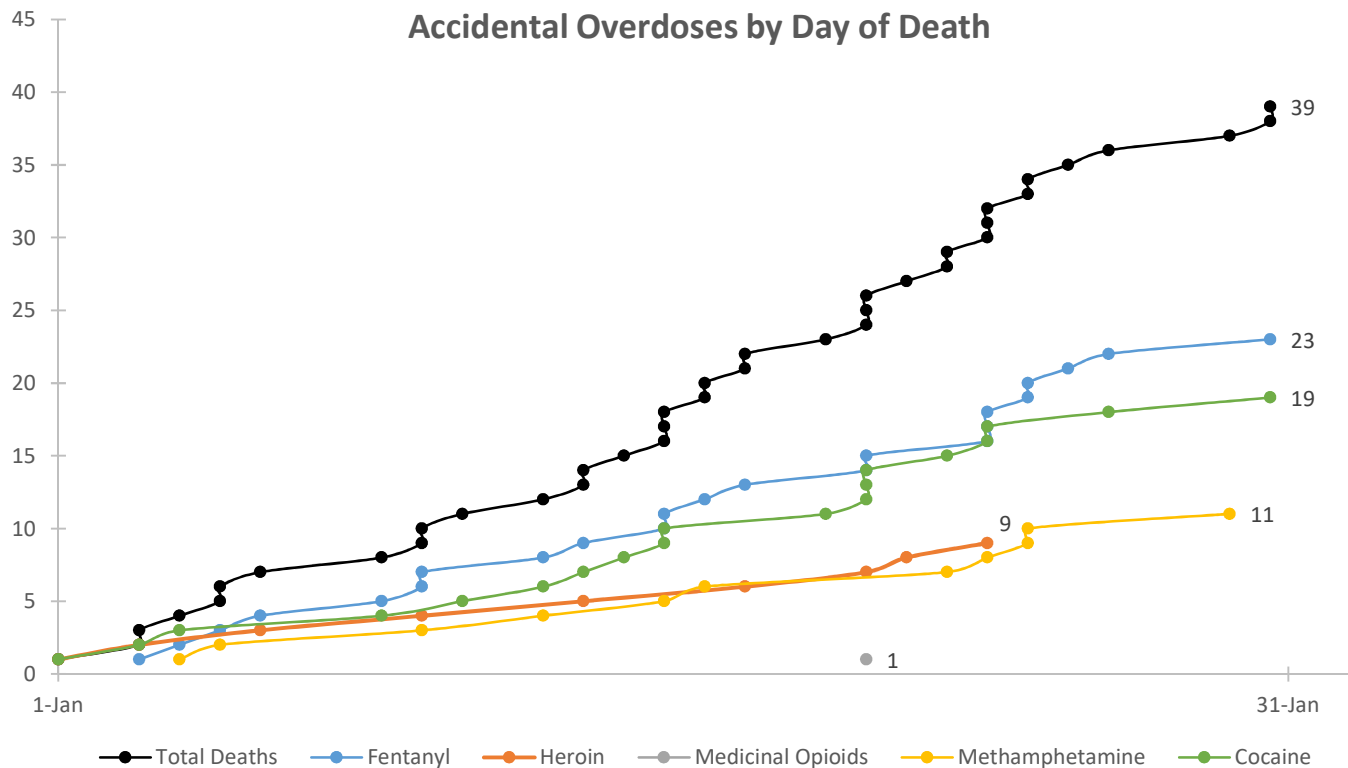
27% Tenderloin (94102)
13% SOMA (94103)
7% Ingleside (94112)
7% North Beach (94133)
47% Others

Location of Death



26% Tenderloin (94102)
8% North Beach (94133)
8% Nob Hill (94109)
18% Inner Mission (94110)
41% Others

Accidental Overdoses by Day of Death



"Acc. Overdoses Open" cases do not have a final cause and manner of death classification; "Acc. Overdoses Closed" cases have a final cause and manner of death classification.

"No fixed address" denotes community members who may be experiencing homelessness.

"Residence" denotes address where decedent lived; "Location of Death" denotes the location where death was declared. For "Residence" and "Location of Death", the 4 most affected neighborhoods are represented, the "Others" category refers to all other zip codes within the City and County of San Francisco and any of out county residences.

"Gender" refers to gender at time of death.

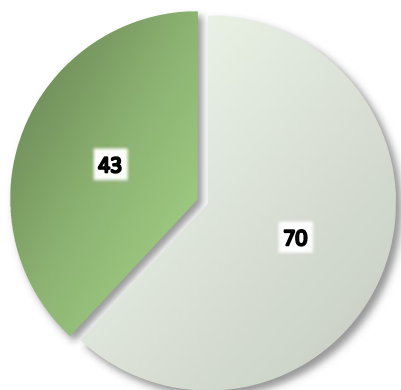
"Total Deaths" denotes Accidental Overdoses where one or more drugs contribute to the cause of death; however, every point for each drug series is inclusive, but not necessarily exclusive, of that drug. "Total deaths" represents all accidental overdoses including ones for drugs not specified above.

PLEASE NOTE THIS DATA IS PRELIMINARY INFORMATION AND SUSCEPTIBLE TO CHANGE



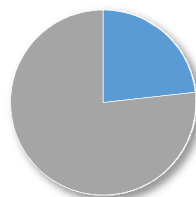
Preliminary Accidental Drug Overdose Data Report
as of October 13, 2021

FEBRUARY 2020



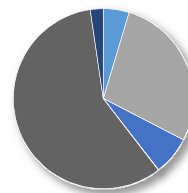
61.95% Other Causes
0.00% Acc. Overdoses Open
38.05% Acc. Overdoses Closed

Gender



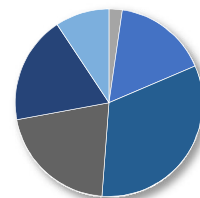
23% Female
77% Male

Race



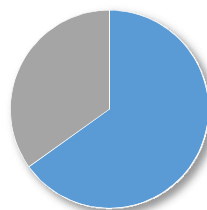
5% Asian
28% Black
7% Latinx
0% Native American
58% White
2% Other/Unknown

Age



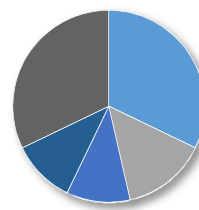
0% <15
16% 25-34
21% 45-54
9% >=65
2% 15-24
33% 35-44

Fixed Address



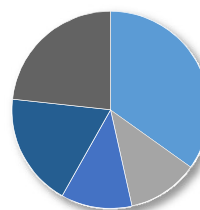
65% Yes (see residence)
35% No
0% Unknown

Residence



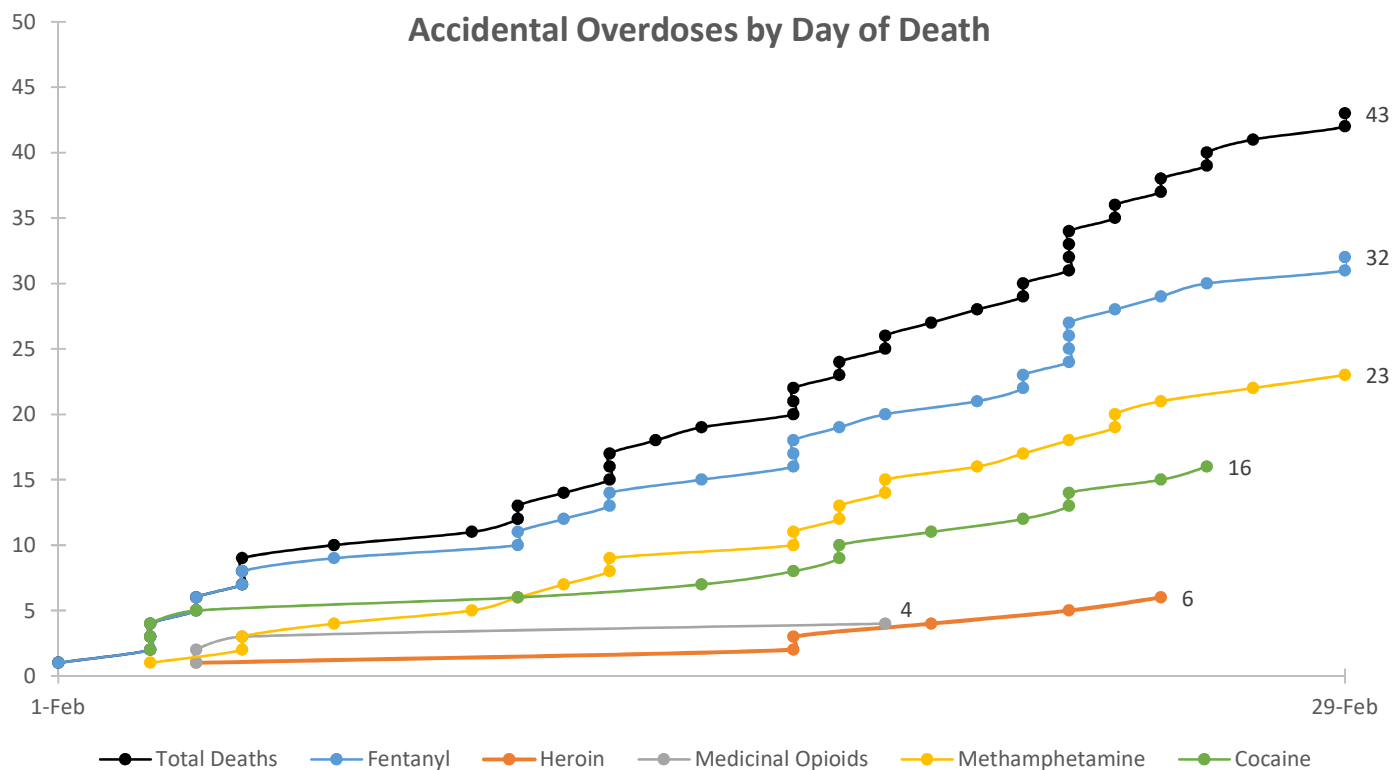
32% Tenderloin (94102)
14% SOMA (94103)
11% Inner Mission (94110)
11% Bayview (94124)
32% Others

Location of Death



35% Tenderloin (94102)
12% SOMA (94103)
12% Nob Hill (94109)
19% Inner Mission (94110)
23% Others

Accidental Overdoses by Day of Death



"Acc. Overdoses Open" cases do not have a final cause and manner of death classification; "Acc. Overdoses Closed" cases have a final cause and manner of death classification.

"No fixed address" denotes community members who may be experiencing homelessness.

"Residence" denotes address where decedent lived; "Location of Death" denotes the location where death was declared. For "Residence" and "Location of Death", the 4 most affected neighborhoods are represented, the "Others" category refers to all other zip codes within the City and County of San Francisco and any of out county residences.

"Gender" refers to gender at time of death.

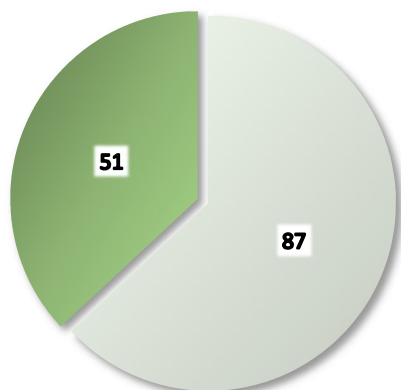
"Total Deaths" denotes Accidental Overdoses where one or more drugs contribute to the cause of death; however, every point for each drug series is inclusive, but not necessarily exclusive, of that drug. "Total deaths" represents all accidental overdoses including ones for drugs not specified above.

PLEASE NOTE THIS DATA IS PRELIMINARY INFORMATION AND SUSCEPTIBLE TO CHANGE



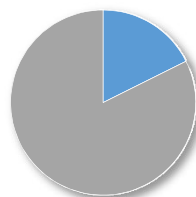
Preliminary Accidental Drug Overdose Data Report
as of October 13, 2021

MARCH 2020



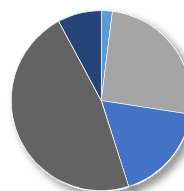
63.04% Other Causes
0.00% Acc. Overdoses Open
36.96% Acc. Overdoses Closed

Gender



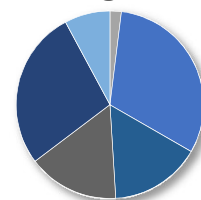
18% Female
82% Male

Race



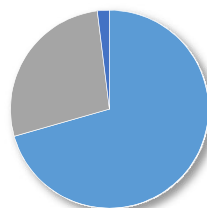
2% Asian
25% Black
18% Latinx
0% Native American
47% White
8% Other/Unknown

Age



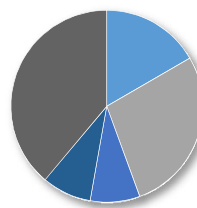
0% <15
31% 15-24
16% 25-34
16% 35-44
8% 45-54
27% 55-64
8% >=65

Fixed Address



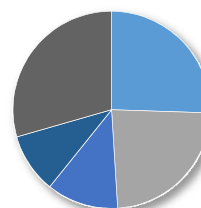
71% Yes (see residence)
27% No
2% Unknown

Residence



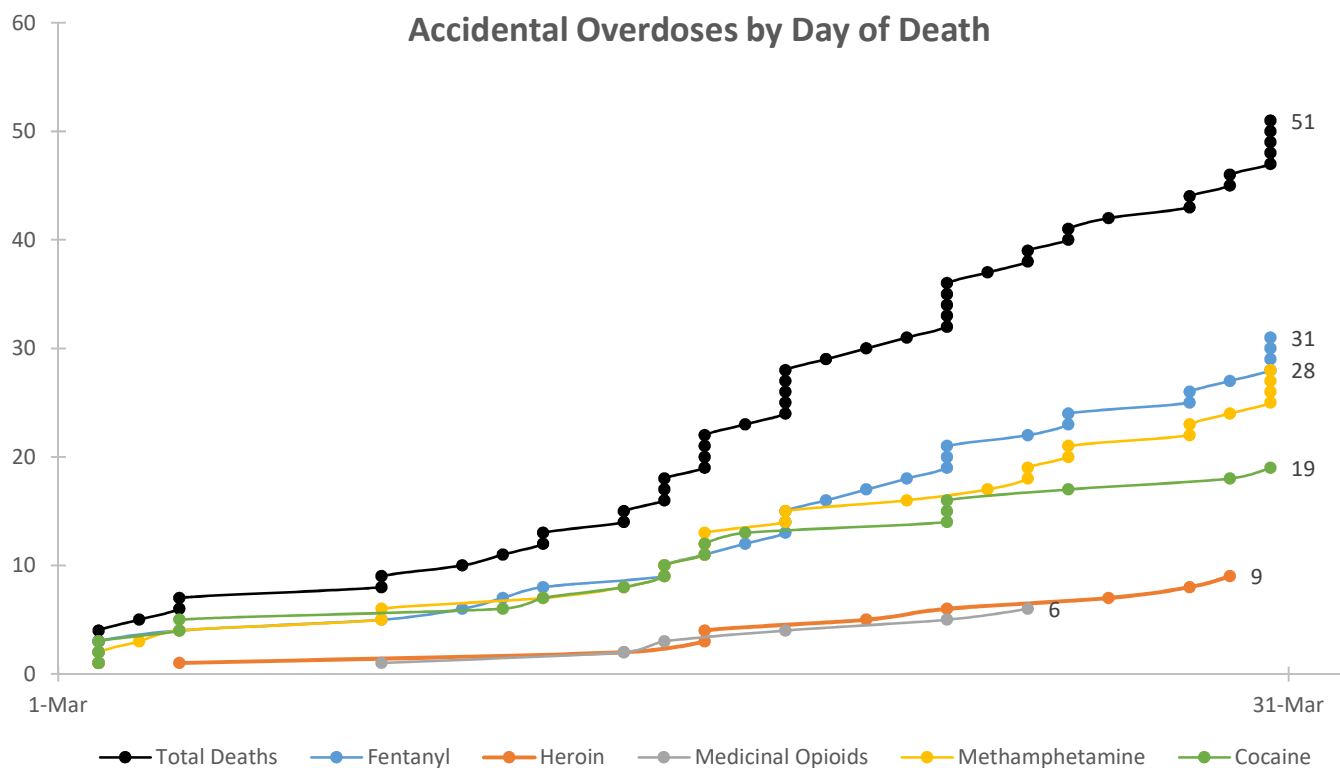
17% Tenderloin (94102)
28% SOMA (94103)
8% Inner Mission (94110)
8% Twin Peaks (94131)
39% Others

Location of Death



25% Tenderloin (94102)
24% SOMA (94103)
12% Nob Hill (94109)
10% Inner Mission (94110)
29% Others

Accidental Overdoses by Day of Death



"Acc. Overdoses Open" cases do not have a final cause and manner of death classification; "Acc. Overdoses Closed" cases have a final cause and manner of death classification.

"No fixed address" denotes community members who may be experiencing homelessness.

"Residence" denotes address where decedent lived; "Location of Death" denotes the location where death was declared. For "Residence" and "Location of Death", the 4 most affected neighborhoods are represented, the "Others" category refers to all other zip codes within the City and County of San Francisco and any of out county residences.

"Gender" refers to gender at time of death.

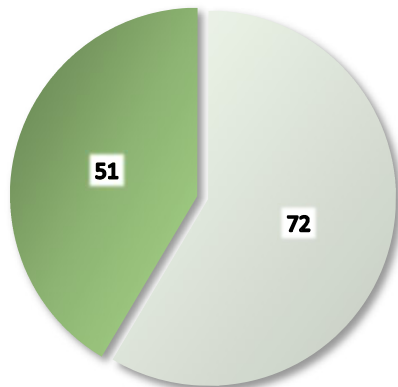
"Total Deaths" denotes Accidental Overdoses where one or more drugs contribute to the cause of death; however, every point for each drug series is inclusive, but not necessarily exclusive, of that drug. "Total deaths" represents all accidental overdoses including ones for drugs not specified above.

PLEASE NOTE THIS DATA IS PRELIMINARY INFORMATION AND SUSCEPTIBLE TO CHANGE



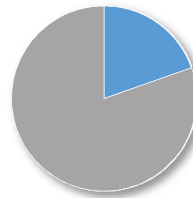
Preliminary Accidental Drug Overdose Data Report
as of October 13, 2021

APRIL 2020



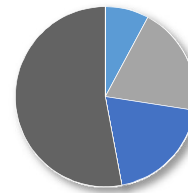
58.54% Other Causes
0.00% Acc. Overdoses Open
41.46% Acc. Overdoses Closed

Gender



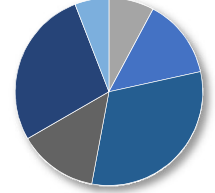
20% Female
80% Male

Race



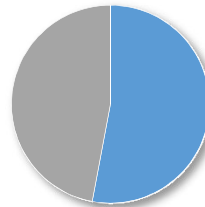
8% Asian
20% Black
20% Latinx
0% Native American
53% White
0% Other/Unknown

Age



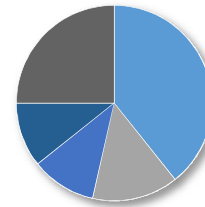
0% <15
14% 15-24
14% 25-34
14% 35-44
6% 45-54
27% 55-64
8% >=65

Fixed Address



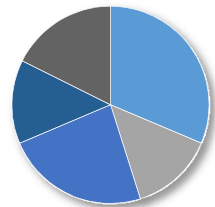
53% Yes (see residence)
47% No
0% Unknown

Residence

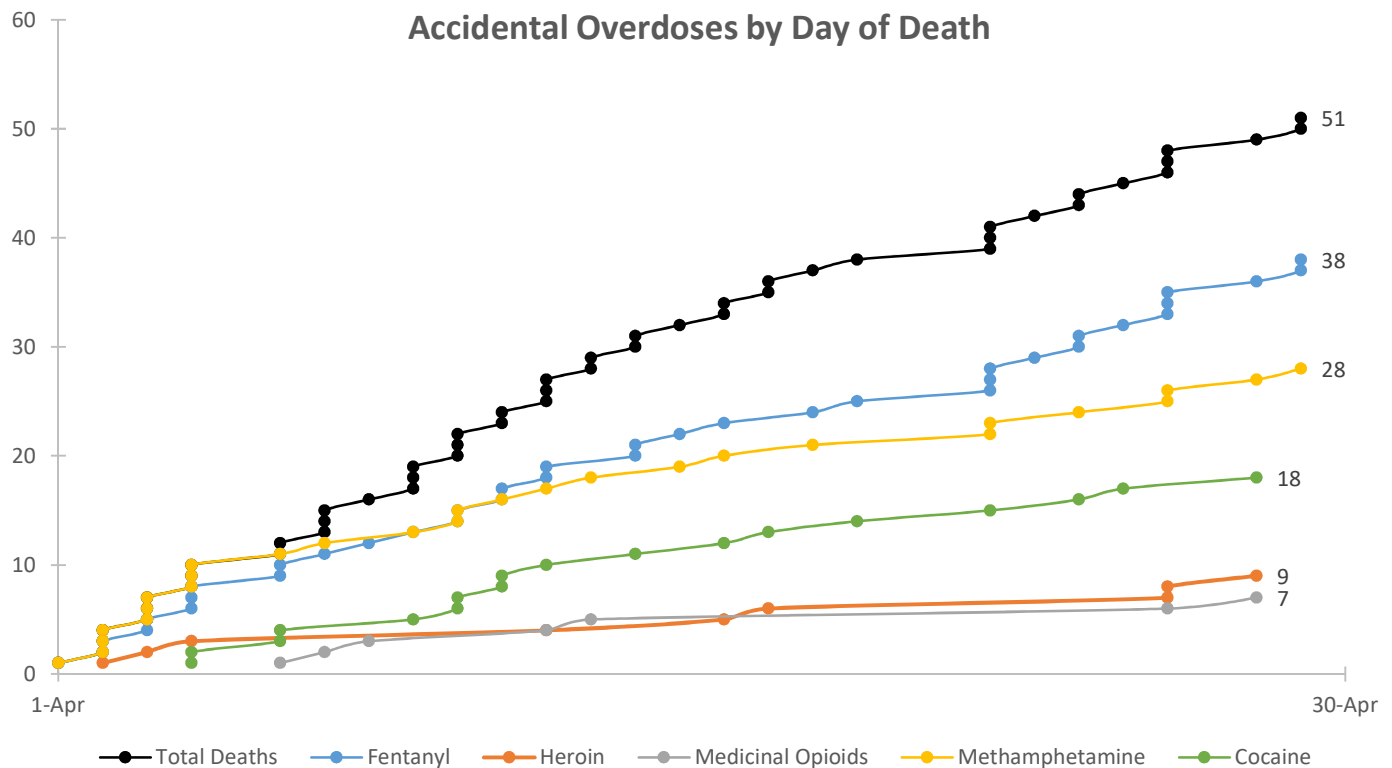


39% Tenderloin (94102)
14% Nob Hill (94109)
11% Haight-Ashbury (94117)
11% Inner Mission (94110)
25% Others

Location of Death



31% Tenderloin (94102)
14% SOMA (94103)
24% Nob Hill (94109)
14% Inner Mission (94110)
18% Others



"Acc. Overdoses Open" cases do not have a final cause and manner of death classification; "Acc. Overdoses Closed" cases have a final cause and manner of death classification.

"No fixed address" denotes community members who may be experiencing homelessness.

"Residence" denotes address where decedent lived; "Location of Death" denotes the location where death was declared. For "Residence" and "Location of Death", the 4 most affected neighborhoods are represented, the "Others" category refers to all other zip codes within the City and County of San Francisco and any of out county residences.

"Gender" refers to gender at time of death.

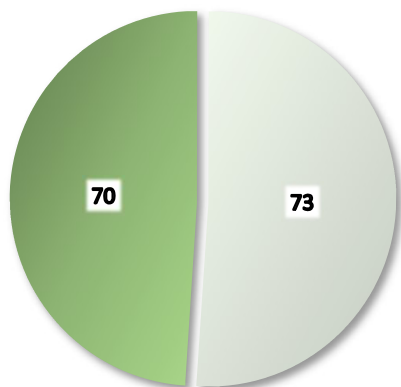
"Total Deaths" denotes Accidental Overdoses where one or more drugs contribute to the cause of death; however, every point for each drug series is inclusive, but not necessarily exclusive, of that drug. "Total deaths" represents all accidental overdoses including ones for drugs not specified above.

PLEASE NOTE THIS DATA IS PRELIMINARY INFORMATION AND SUSCEPTIBLE TO CHANGE



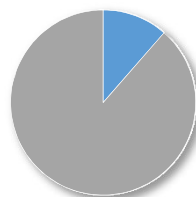
Preliminary Accidental Drug Overdose Data Report
as of October 13, 2021

MAY 2020



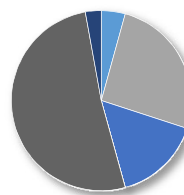
51.05% Other Causes
0.00% Acc. Overdoses Open
48.95% Acc. Overdoses Closed

Gender



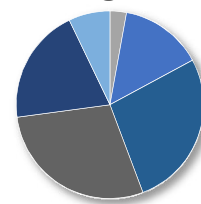
11% Female
89% Male

Race



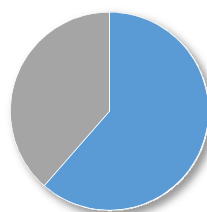
4% Asian
26% Black
16% Latinx
0% Native American
51% White
3% Other/Unknown

Age



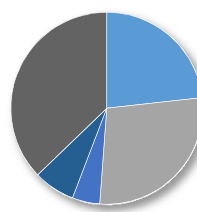
0% <15
14% 15-24
29% 25-34
7% 35-44
27% 45-54
20% 55-64
3% >=65

Fixed Address



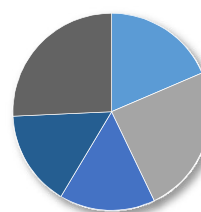
61% Yes (see residence)
39% No
0% Unknown

Residence

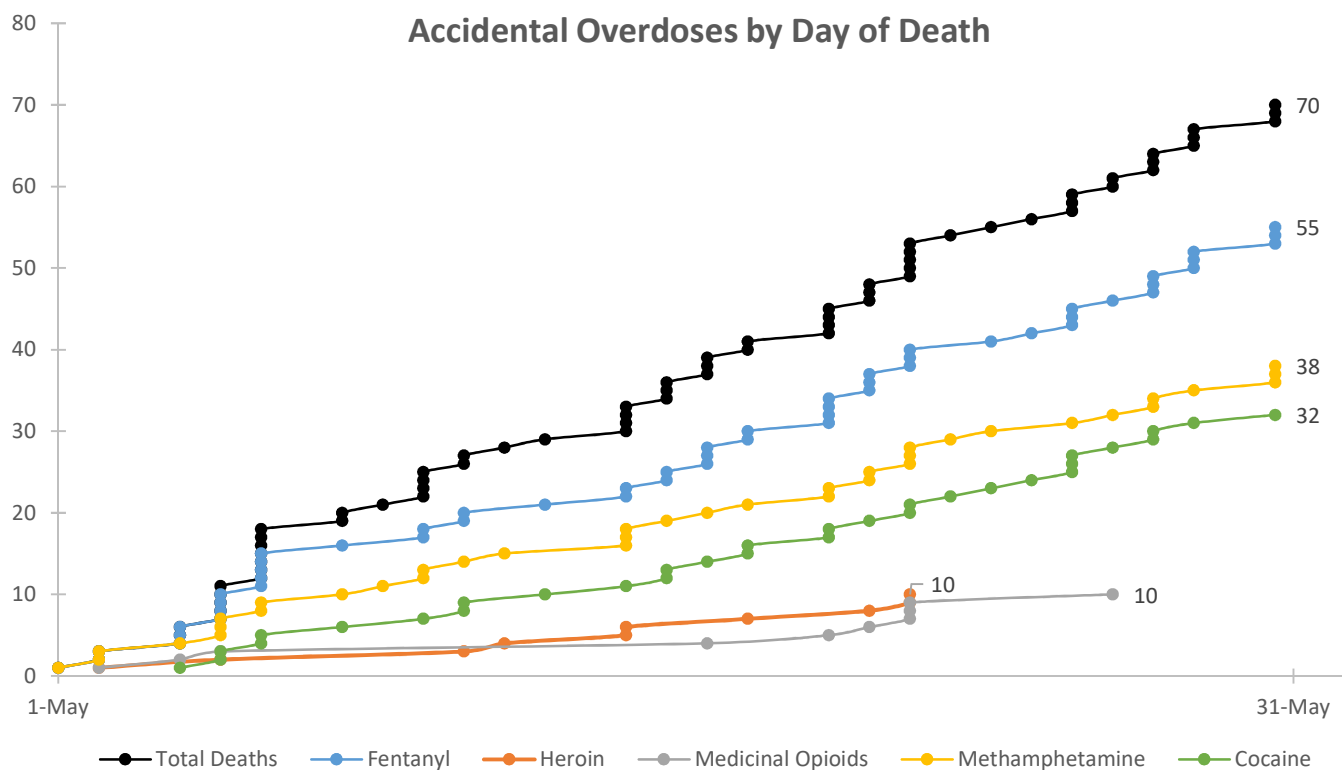


23% Tenderloin (94102)
28% SOMA (94103)
5% Inner Mission (94110)
7% Lake Merced (94132)
37% Others

Location of Death



19% Tenderloin (94102)
24% SOMA (94103)
16% Nob Hill (94109)
16% Inner Mission (94110)
26% Others



"Acc. Overdoses Open" cases do not have a final cause and manner of death classification; "Acc. Overdoses Closed" cases have a final cause and manner of death classification.

"No fixed address" denotes community members who may be experiencing homelessness.

"Residence" denotes address where decedent lived; "Location of Death" denotes the location where death was declared. For "Residence" and "Location of Death", the 4 most affected neighborhoods are represented, the "Others" category refers to all other zip codes within the City and County of San Francisco and any of out county residences.

"Gender" refers to gender at time of death.

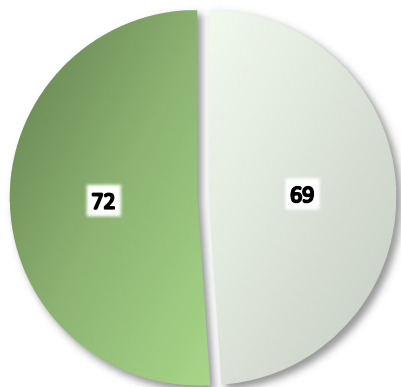
"Total Deaths" denotes Accidental Overdoses where one or more drugs contribute to the cause of death; however, every point for each drug series is inclusive, but not necessarily exclusive, of that drug. "Total deaths" represents all accidental overdoses including ones for drugs not specified above.

PLEASE NOTE THIS DATA IS PRELIMINARY INFORMATION AND SUSCEPTIBLE TO CHANGE



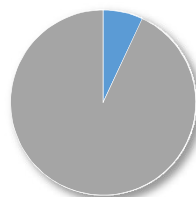
Preliminary Accidental Drug Overdose Data Report
as of October 13, 2021

JUNE 2020



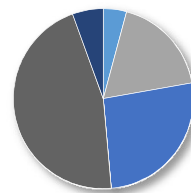
48.94% Other Causes
0.00% Acc. Overdoses Open
51.06% Acc. Overdoses Closed

Gender



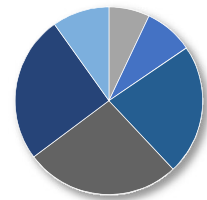
7% Female
93% Male

Race



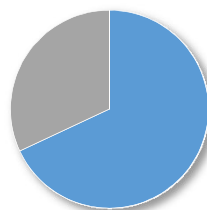
4% Asian
18% Black
26% Latinx
0% Native American
46% White
6% Other/Unknown

Age



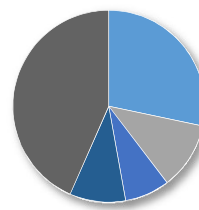
0% <15
8% 15-24
26% 25-34
26% 35-44
10% 45-54
10% 55-64
10% >=65

Fixed Address



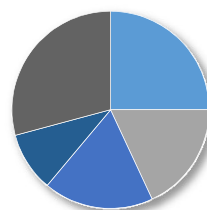
68% Yes (see residence)
32% No
0% Unknown

Residence



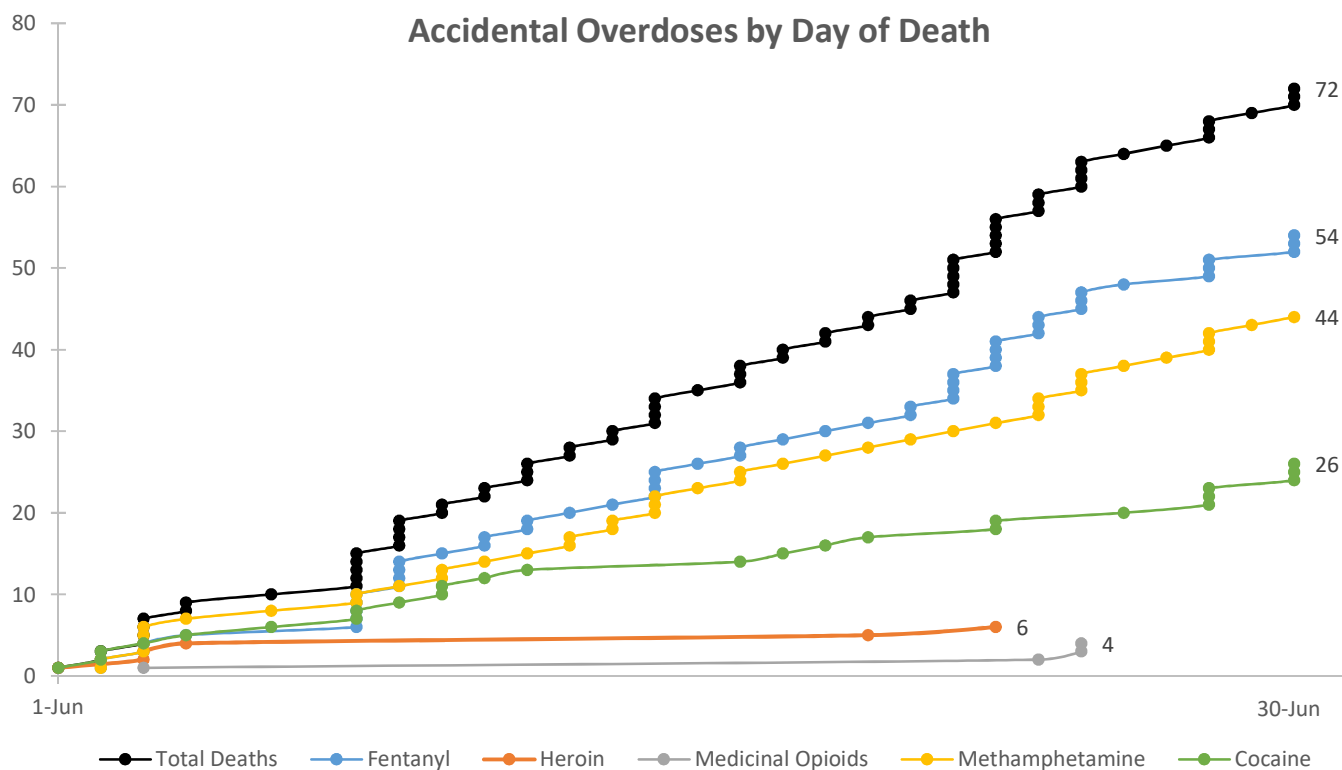
28% Tenderloin (94102)
11% SOMA (94103)
8% Chinatown (94108)
9% Nob Hill (94109)
43% Others

Location of Death



25% Tenderloin (94102)
18% SOMA (94103)
18% Nob Hill (94109)
10% Inner Mission (94110)
29% Others

Accidental Overdoses by Day of Death



"Acc. Overdoses Open" cases do not have a final cause and manner of death classification; "Acc. Overdoses Closed" cases have a final cause and manner of death classification.

"No fixed address" denotes community members who may be experiencing homelessness.

"Residence" denotes address where decedent lived; "Location of Death" denotes the location where death was declared. For "Residence" and "Location of Death", the 4 most affected neighborhoods are represented, the "Others" category refers to all other zip codes within the City and County of San Francisco and any of out county residences.

"Gender" refers to gender at time of death.

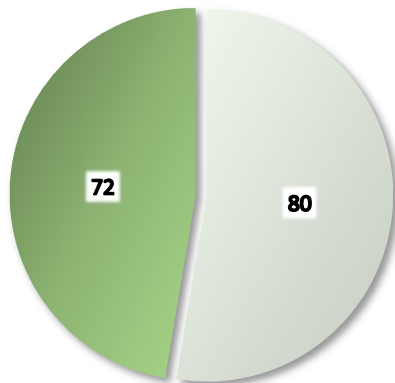
"Total Deaths" denotes Accidental Overdoses where one or more drugs contribute to the cause of death; however, every point for each drug series is inclusive, but not necessarily exclusive, of that drug. "Total deaths" represents all accidental overdoses including ones for drugs not specified above.

PLEASE NOTE THIS DATA IS PRELIMINARY INFORMATION AND SUSCEPTIBLE TO CHANGE

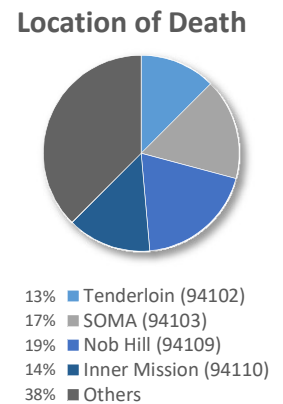
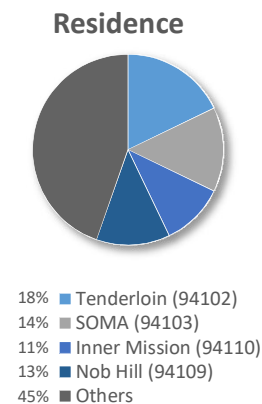
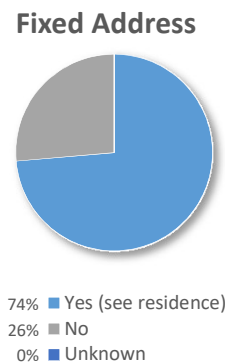
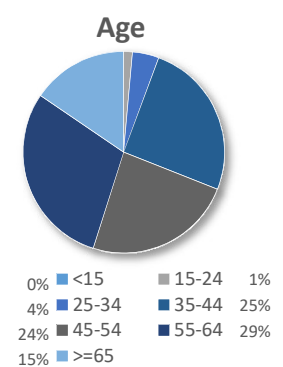
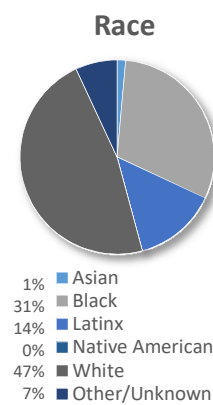
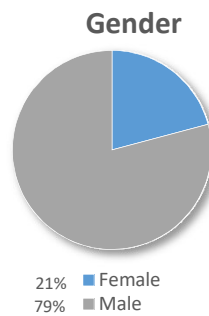


Preliminary Accidental Drug Overdose Data Report
as of October 13, 2021

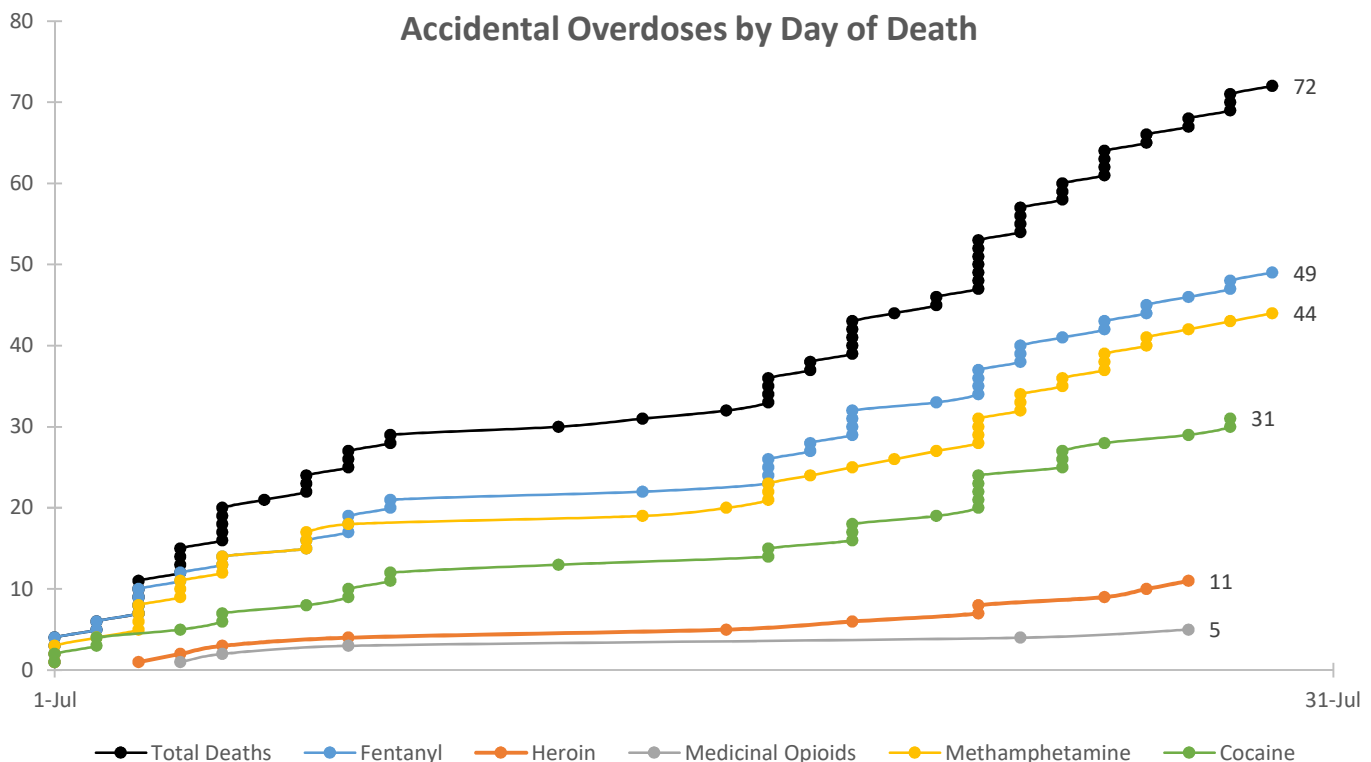
JULY 2020



52.63% Other Causes
0.00% Acc. Overdoses Open
47.37% Acc. Overdoses Closed



Accidental Overdoses by Day of Death



"Acc. Overdoses Open" cases do not have a final cause and manner of death classification; "Acc. Overdoses Closed" cases have a final cause and manner of death classification.

"No fixed address" denotes community members who may be experiencing homelessness.

"Residence" denotes address where decedent lived; "Location of Death" denotes the location where death was declared. For "Residence" and "Location of Death", the 4 most affected neighborhoods are represented, the "Others" category refers to all other zip codes within the City and County of San Francisco and any of out county residences.

"Gender" refers to gender at time of death.

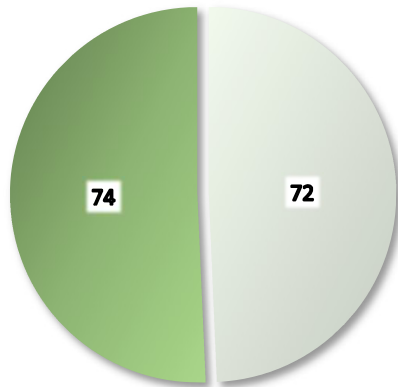
"Total Deaths" denotes Accidental Overdoses where one or more drugs contribute to the cause of death; however, every point for each drug series is inclusive, but not necessarily exclusive, of that drug. "Total deaths" represents all accidental overdoses including ones for drugs not specified above.

PLEASE NOTE THIS DATA IS PRELIMINARY INFORMATION AND SUSCEPTIBLE TO CHANGE



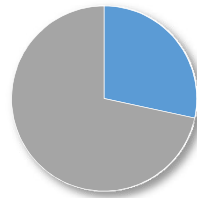
Preliminary Accidental Drug Overdose Data Report
as of October 13, 2021

AUGUST 2020



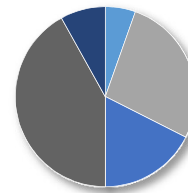
49.32% Other Causes
0.00% Acc. Overdoses Open
50.68% Acc. Overdoses Closed

Gender



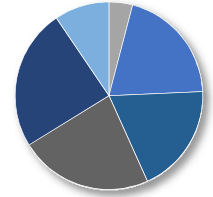
28% Female
72% Male

Race



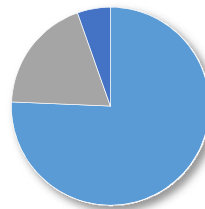
5% Asian
27% Black
18% Latinx
0% Native American
42% White
8% Other/Unknown

Age



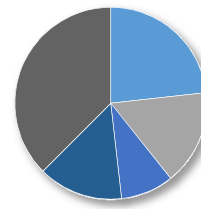
0% <15
20% 15-24
23% 25-34
9% 35-44
24% 45-54
9% 55-64
24% >=65

Fixed Address



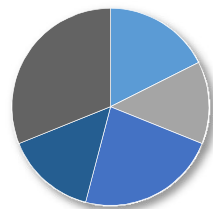
76% Yes (see residence)
19% No
5% Unknown

Residence



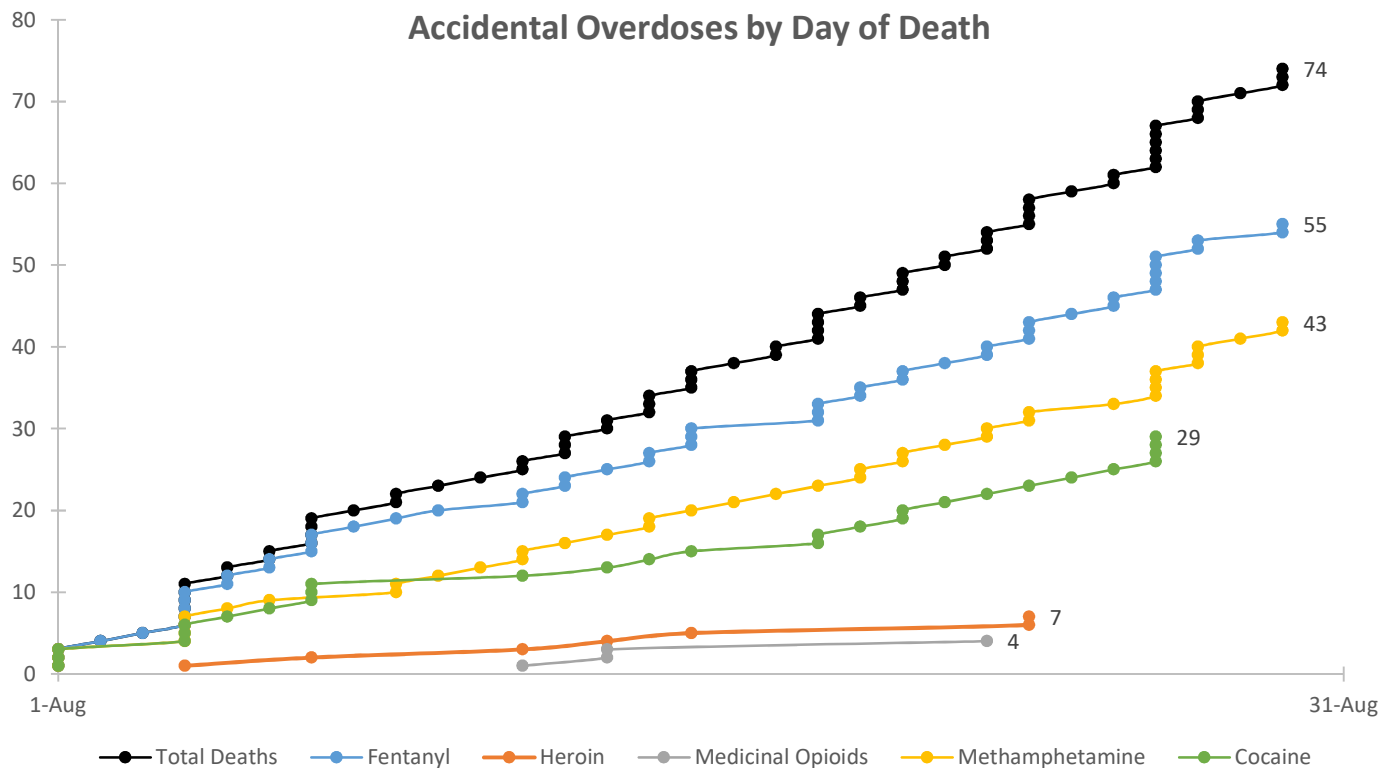
23% Tenderloin (94102)
16% SOMA (94103)
9% Inner Mission (94110)
14% Nob Hill (94109)
38% Others

Location of Death



18% Tenderloin (94102)
14% SOMA (94103)
23% Nob Hill (94109)
15% Inner Mission (94110)
31% Others

Accidental Overdoses by Day of Death



"Acc. Overdoses Open" cases do not have a final cause and manner of death classification; "Acc. Overdoses Closed" cases have a final cause and manner of death classification.

"No fixed address" denotes community members who may be experiencing homelessness.

"Residence" denotes address where decedent lived; "Location of Death" denotes the location where death was declared. For "Residence" and "Location of Death", the 4 most affected neighborhoods are represented, the "Others" category refers to all other zip codes within the City and County of San Francisco and any of out county residences.

"Gender" refers to gender at time of death.

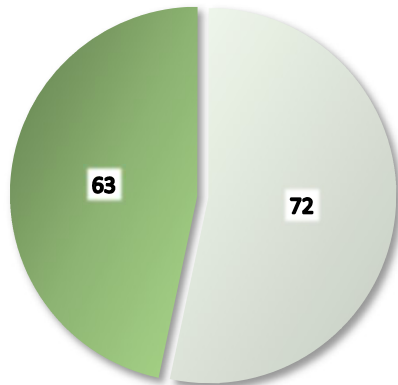
"Total Deaths" denotes Accidental Overdoses where one or more drugs contribute to the cause of death; however, every point for each drug series is inclusive, but not necessarily exclusive, of that drug. "Total deaths" represents all accidental overdoses including ones for drugs not specified above.

PLEASE NOTE THIS DATA IS PRELIMINARY INFORMATION AND SUSCEPTIBLE TO CHANGE



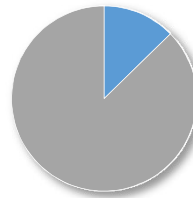
Preliminary Accidental Drug Overdose Data Report
as of October 13, 2021

SEPTEMBER 2020



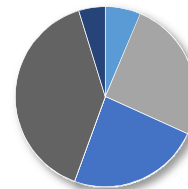
53.33% Other Causes
0.00% Acc. Overdoses Open
46.67% Acc. Overdoses Closed

Gender



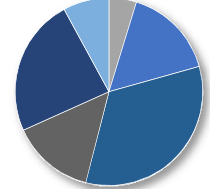
13% Female
87% Male

Race



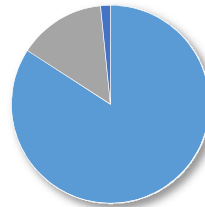
6% Asian
25% Black
24% Latinx
0% Native American
40% White
5% Other/Unknown

Age



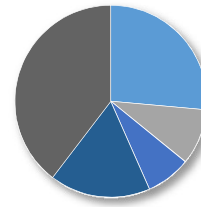
0% <15
16% 15-24
14% 25-34
8% 35-44
33% 45-54
24% 55-64
8% >=65

Fixed Address



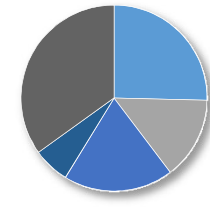
84% Yes (see residence)
14% No
2% Unknown

Residence



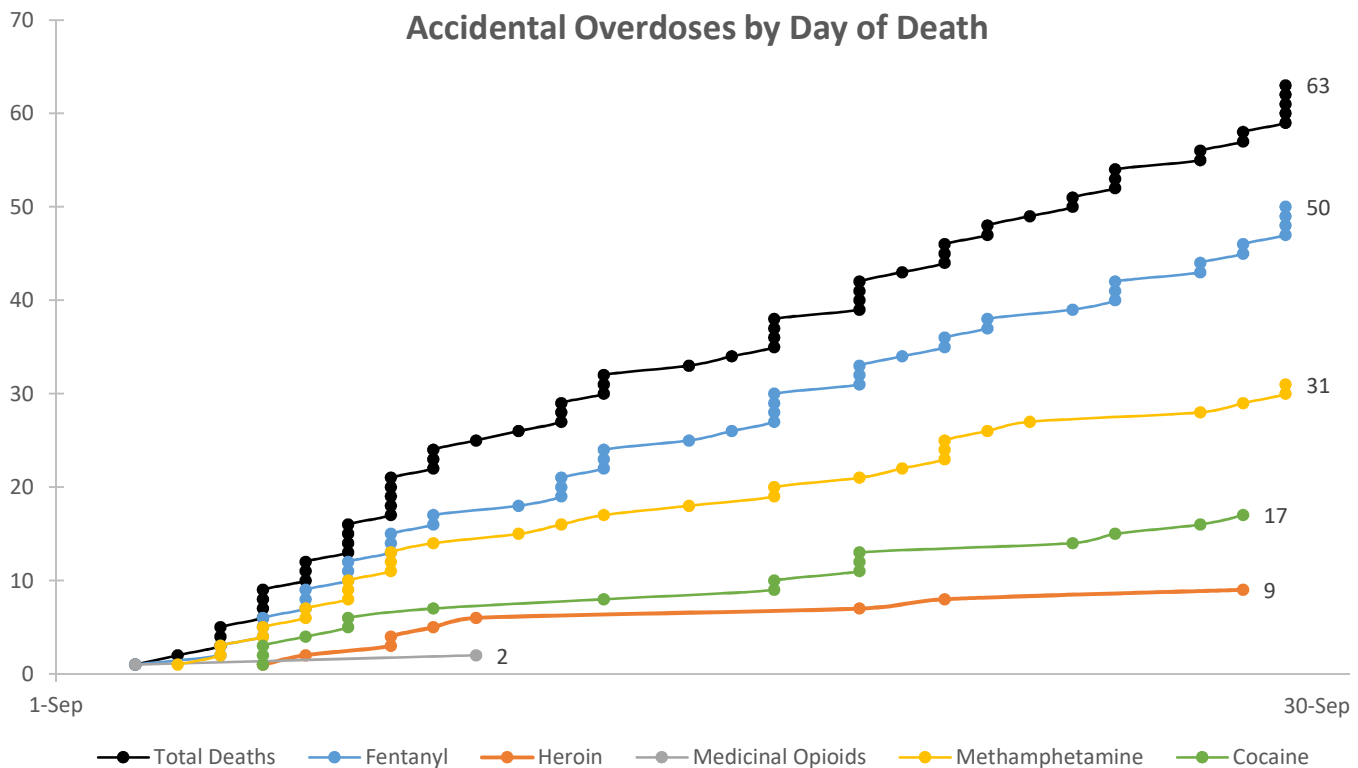
26% Tenderloin (94102)
9% SOMA (94103)
8% Ingleside (94112)
17% Nob Hill (94109)
40% Others

Location of Death



25% Tenderloin (94102)
14% SOMA (94103)
19% Nob Hill (94109)
6% Inner Mission (94110)
35% Others

Accidental Overdoses by Day of Death



"Acc. Overdoses Open" cases do not have a final cause and manner of death classification; "Acc. Overdoses Closed" cases have a final cause and manner of death classification.

"No fixed address" denotes community members who may be experiencing homelessness.

"Residence" denotes address where decedent lived; "Location of Death" denotes the location where death was declared. For "Residence" and "Location of Death", the 4 most affected neighborhoods are represented, the "Others" category refers to all other zip codes within the City and County of San Francisco and any of out county residences.

"Gender" refers to gender at time of death.

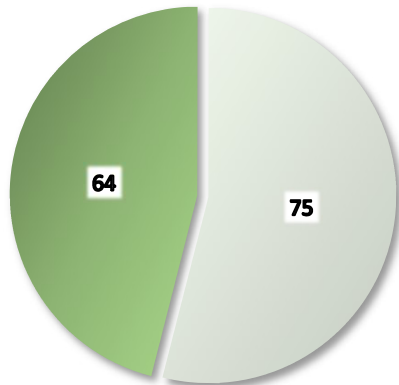
"Total Deaths" denotes Accidental Overdoses where one or more drugs contribute to the cause of death; however, every point for each drug series is inclusive, but not necessarily exclusive, of that drug. "Total deaths" represents all accidental overdoses including ones for drugs not specified above.

PLEASE NOTE THIS DATA IS PRELIMINARY INFORMATION AND SUSCEPTIBLE TO CHANGE



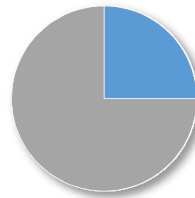
Preliminary Accidental Drug Overdose Data Report
as of October 13, 2021

OCTOBER 2020



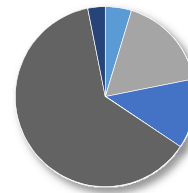
53.96% Other Causes
0.00% Acc. Overdoses Open
46.04% Acc. Overdoses Closed

Gender



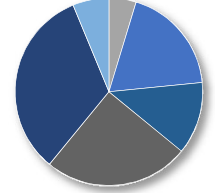
25% Female
75% Male

Race



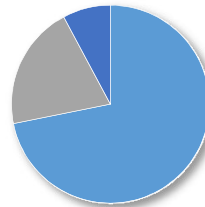
5% Asian
17% Black
13% Latinx
0% Native American
63% White
3% Other/Unknown

Age



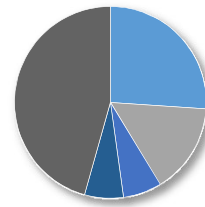
0% <15
19% 15-24
25% 25-34
6% 35-44
33% 45-54
6% >=65

Fixed Address



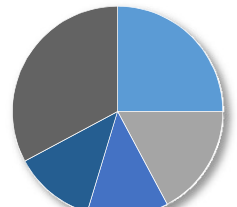
72% Yes (see residence)
20% No
8% Unknown

Residence



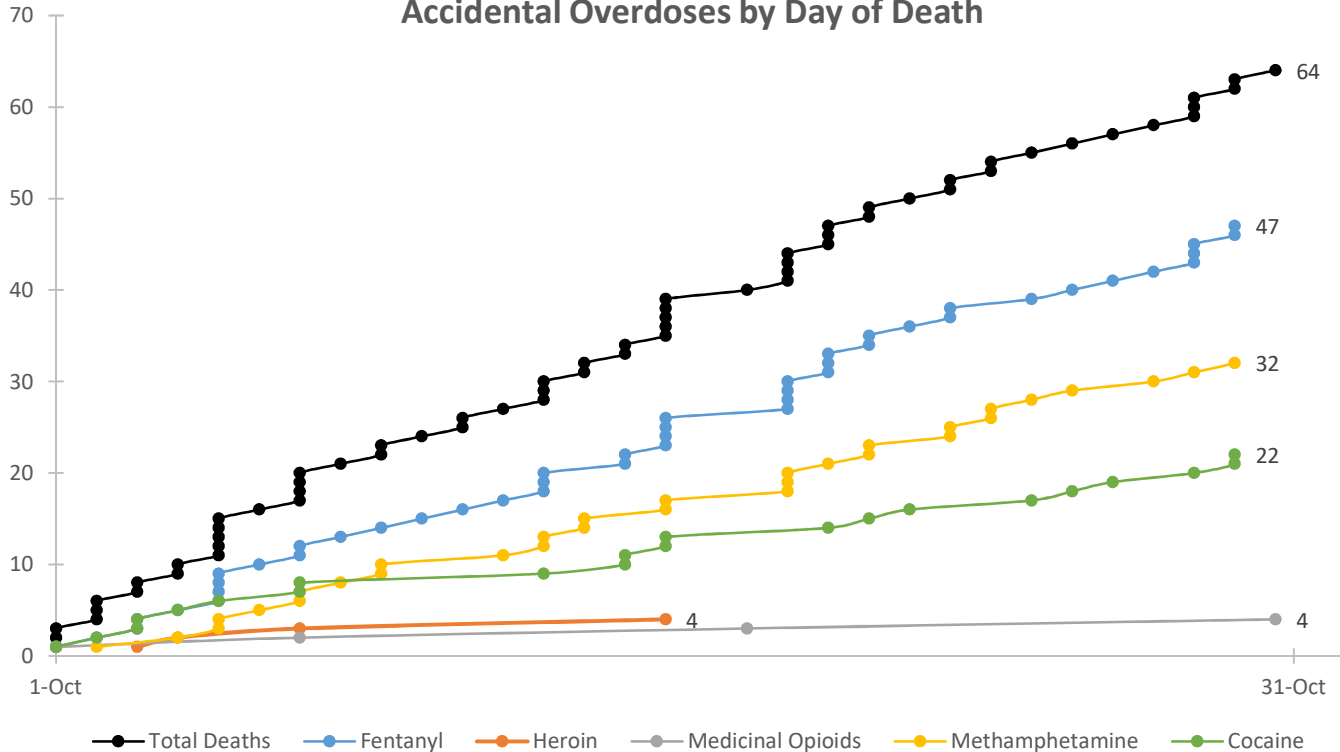
26% Tenderloin (94102)
15% SOMA (94103)
7% Inner Mission (94110)
7% Western Addition (94115)
46% Others

Location of Death



25% Tenderloin (94102)
17% SOMA (94103)
13% Nob Hill (94109)
13% Inner Mission (94110)
33% Others

Accidental Overdoses by Day of Death



"Acc. Overdoses Open" cases do not have a final cause and manner of death classification; "Acc. Overdoses Closed" cases have a final cause and manner of death classification.

"No fixed address" denotes community members who may be experiencing homelessness.

"Residence" denotes address where decedent lived; "Location of Death" denotes the location where death was declared. For "Residence" and "Location of Death", the 4 most affected neighborhoods are represented, the "Others" category refers to all other zip codes within the City and County of San Francisco and any of out county residences.

"Gender" refers to gender at time of death.

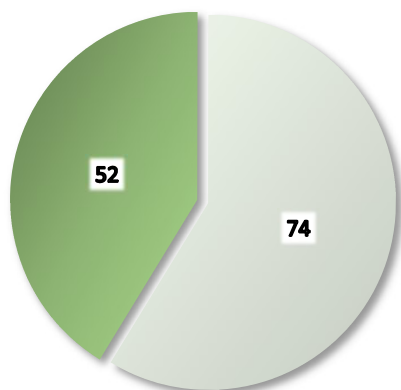
"Total Deaths" denotes Accidental Overdoses where one or more drugs contribute to the cause of death; however, every point for each drug series is inclusive, but not necessarily exclusive, of that drug. "Total deaths" represents all accidental overdoses including ones for drugs not specified above.

PLEASE NOTE THIS DATA IS PRELIMINARY INFORMATION AND SUSCEPTIBLE TO CHANGE



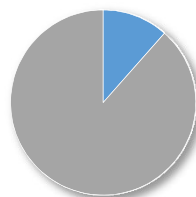
Preliminary Accidental Drug Overdose Data Report
as of October 13, 2021

NOVEMBER 2020



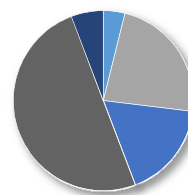
58.73% Other Causes
0.00% Acc. Overdoses Open
41.27% Acc. Overdoses Closed

Gender



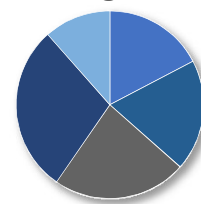
12% Female
88% Male

Race



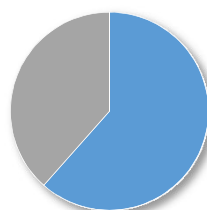
4% Asian
23% Black
17% Latinx
0% Native American
50% White
6% Other/Unknown

Age



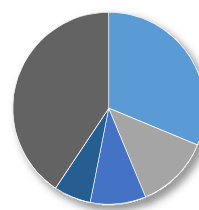
0% <15
17% 15-24
23% 25-34
12% 35-44
19% 45-54
29% 55-64
12% >=65

Fixed Address



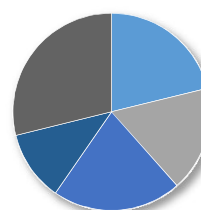
62% Yes (see residence)
38% No
0% Unknown

Residence



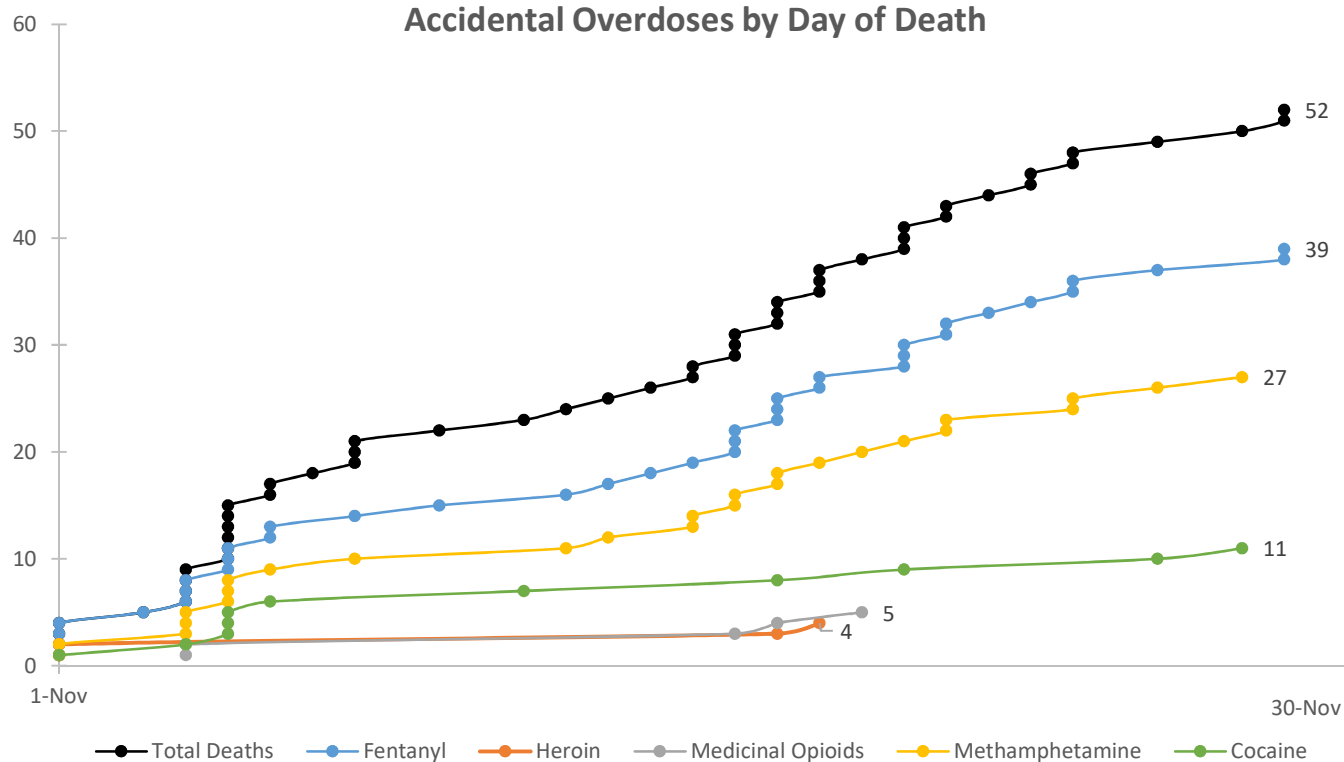
31% Tenderloin (94102)
13% SOMA (94103)
9% Nob Hill (94109)
6% North Beach (94133)
41% Others

Location of Death



21% Tenderloin (94102)
17% SOMA (94103)
21% Nob Hill (94109)
12% Inner Mission (94110)
29% Others

Accidental Overdoses by Day of Death



"Acc. Overdoses Open" cases do not have a final cause and manner of death classification; "Acc. Overdoses Closed" cases have a final cause and manner of death classification.

"No fixed address" denotes community members who may be experiencing homelessness.

"Residence" denotes address where decedent lived; "Location of Death" denotes the location where death was declared. For "Residence" and "Location of Death", the 4 most affected neighborhoods are represented, the "Others" category refers to all other zip codes within the City and County of San Francisco and any of out county residences.

"Gender" refers to gender at time of death.

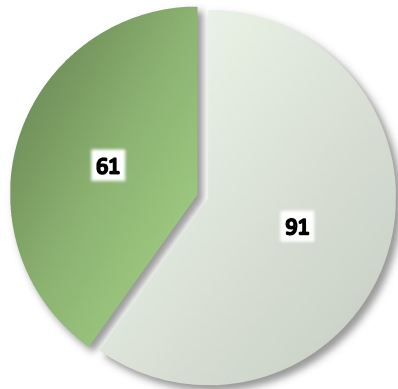
"Total Deaths" denotes Accidental Overdoses where one or more drugs contribute to the cause of death; however, every point for each drug series is inclusive, but not necessarily exclusive, of that drug. "Total deaths" represents all accidental overdoses including ones for drugs not specified above.

PLEASE NOTE THIS DATA IS PRELIMINARY INFORMATION AND SUSCEPTIBLE TO CHANGE



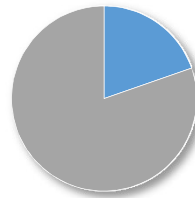
Preliminary Accidental Drug Overdose Data Report
as of October 13, 2021

DECEMBER 2020



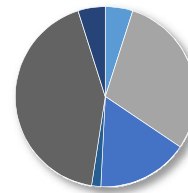
59.87% Other Causes
0.00% Acc. Overdoses Open
40.13% Acc. Overdoses Closed

Gender



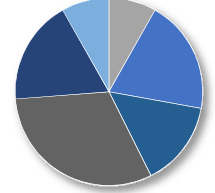
20% Female
80% Male

Race



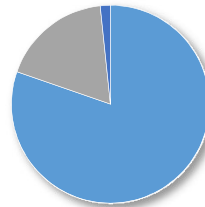
5% Asian
30% Black
16% Latinx
2% Native American
43% White
5% Other/Unknown

Age



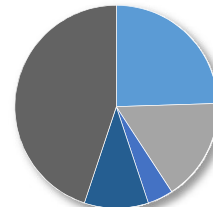
0% <15
20% 15-24
31% 25-34
8% 35-44
15% 45-54
18% 55-64
8% >=65

Fixed Address



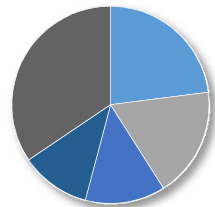
80% Yes (see residence)
18% No
2% Unknown

Residence



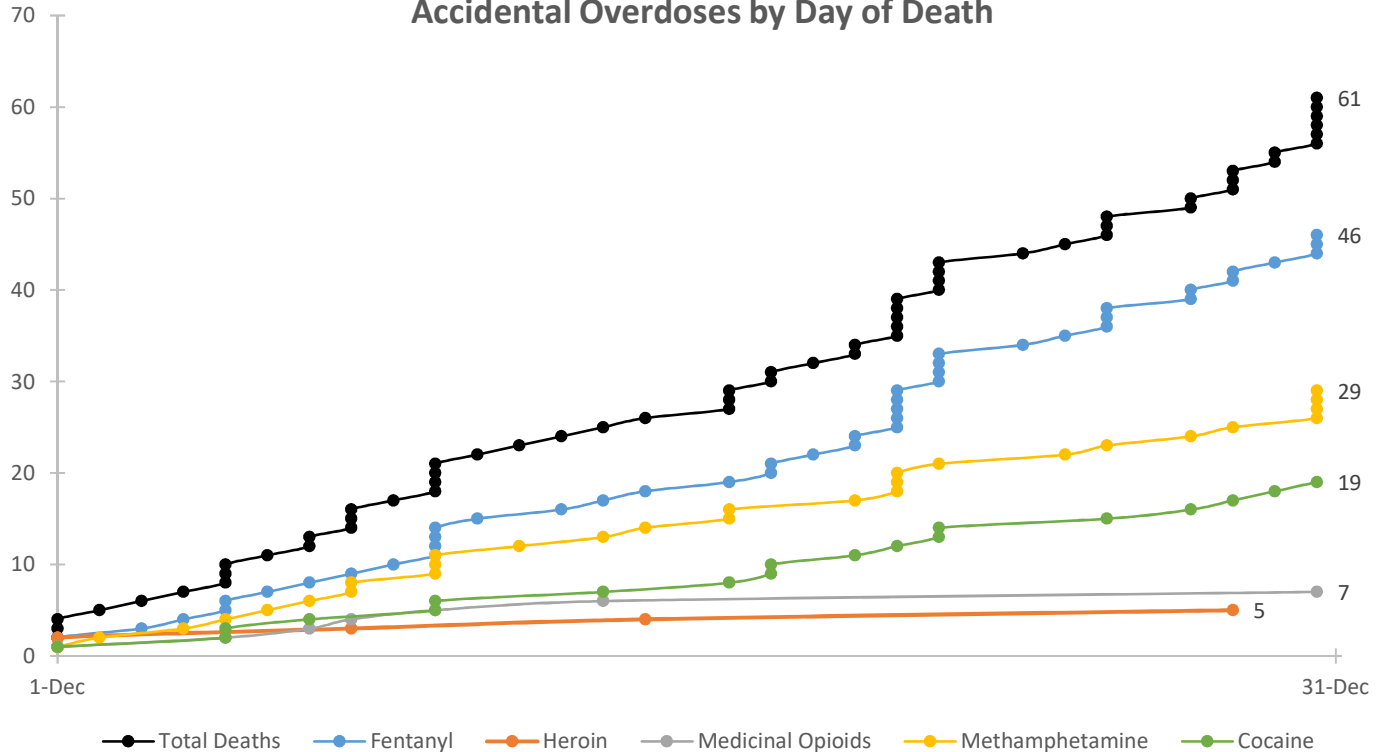
24% Tenderloin (94102)
16% SOMA (94103)
4% Inner Mission (94110)
10% Nob Hill (94109)
45% Others

Location of Death



23% Tenderloin (94102)
18% SOMA (94103)
13% Nob Hill (94109)
11% Inner Mission (94110)
34% Others

Accidental Overdoses by Day of Death



"Acc. Overdoses Open" cases do not have a final cause and manner of death classification; "Acc. Overdoses Closed" cases have a final cause and manner of death classification.

"No fixed address" denotes community members who may be experiencing homelessness.

"Residence" denotes address where decedent lived; "Location of Death" denotes the location where death was declared. For "Residence" and "Location of Death", the 4 most affected neighborhoods are represented, the "Others" category refers to all other zip codes within the City and County of San Francisco and any of out county residences.

"Gender" refers to gender at time of death.

"Total Deaths" denotes Accidental Overdoses where one or more drugs contribute to the cause of death; however, every point for each drug series is inclusive, but not necessarily exclusive, of that drug. "Total deaths" represents all accidental overdoses including ones for drugs not specified above.

PLEASE NOTE THIS DATA IS PRELIMINARY INFORMATION AND SUSCEPTIBLE TO CHANGE

From: [Dion, Ichieh \(TTX\)](#)
Subject: CCSF Monthly Pooled Investment Report for September 2021
Date: Friday, October 15, 2021 8:58:20 AM
Attachments: [CCSF Monthly Pooled Investment Report for September 2021.pdf](#)

All-

Please find the CCSF Pooled Investment Report for the month of September attached for your use.

Regards,

Ichieh Dion
City and County of San Francisco
1 Dr. Carlton B. Goodlett Place, Room 140
San Francisco, CA 94102
415-554-5433

Office of the Treasurer & Tax Collector
City and County of San Francisco



José Cisneros, Treasurer

Tajel Shah, Chief Assistant Treasurer
Hubert R White, III CFA, CTP, Chief Investment Officer

Investment Report for the month of September 2021

October 15, 2021

The Honorable London N. Breed
Mayor of San Francisco
City Hall, Room 200
1 Dr. Carlton B. Goodlett Place
San Francisco, CA 94102-4638

The Honorable Board of Supervisors
City and County of San Francisco
City Hall, Room 244
1 Dr. Carlton B. Goodlett Place
San Francisco, CA 94102-4638

Colleagues,

In accordance with the provisions of California State Government Code, Section 53646, we forward this report detailing the City's pooled fund portfolio as of September 30, 2021. These investments provide sufficient liquidity to meet expenditure requirements for the next six months and are in compliance with our statement of investment policy and California Code.

This correspondence and its attachments show the investment activity for the month of September 2021 for the portfolios under the Treasurer's management. All pricing and valuation data is obtained from Interactive Data Corporation.

CCSF Pooled Fund Investment Earnings Statistics *

(in \$ million)	Current Month		Prior Month	
	Fiscal YTD	September 2021	Fiscal YTD	August 2021
Average Daily Balance	\$ 12,705	\$ 12,773	\$ 12,672	\$ 12,782
Net Earnings	15.41	5.32	10.09	5.16
Earned Income Yield	0.48%	0.51%	0.47%	0.48%

CCSF Pooled Fund Statistics *

(in \$ million)	% of	Book	Market	Wtd. Avg.	Wtd. Avg.	
Investment Type	Portfolio	Value	Value	Coupon	YTM	WAM
U.S. Treasuries	45.03%	\$ 5,732.6	\$ 5,712.9	0.76%	0.41%	719
Federal Agencies	35.14%	4,449.1	4,458.5	0.84%	0.83%	554
Public Time Deposits	0.32%	40.0	40.0	0.08%	0.08%	123
Negotiable CDs	12.97%	1,645.0	1,645.8	0.19%	0.19%	164
Money Market Funds	4.47%	567.1	567.1	0.03%	0.03%	1
Supranationals	2.08%	265.2	263.7	0.49%	0.46%	1,007
Totals	100.0%	\$ 12,698.9	\$ 12,688.0	0.68%	0.51%	561

In the remainder of this report, we provide additional information and analytics at the security-level and portfolio-level, as recommended by the California Debt and Investment Advisory Commission.

Respectfully,

José Cisneros
Treasurer

cc: Treasury Oversight Committee: Aimee Brown, Kevin Kone, Brenda Kwee McNulty, Eric Sandler, Meghan Wallace
Ben Rosenfield - Controller, Office of the Controller
Mark de la Rosa - Acting Audits Director, Office of the Controller
Mayor's Office of Public Policy and Finance
San Francisco County Transportation Authority
San Francisco Public Library
San Francisco Health Service System

Portfolio Summary

Pooled Fund

As of September 30, 2021

<i>(in \$ million)</i>							
Security Type	Par Value	Book Value	Market Value	Market/Book Price	Current % Allocation	Max. Policy Allocation	Compliant?
U.S. Treasuries	\$ 5,698.9	\$ 5,732.6	\$ 5,712.9	99.66	45.03%	100%	Yes
Federal Agencies	4,446.8	4,449.1	4,458.5	100.21	35.14%	100%	Yes
State & Local Government							
Agency Obligations	-	-	-	-	0.00%	20%	Yes
Public Time Deposits	40.0	40.0	40.0	100.00	0.32%	100%	Yes
Negotiable CDs	1,645.0	1,645.0	1,645.8	100.05	12.97%	30%	Yes
Bankers Acceptances	-	-	-	-	0.00%	40%	Yes
Commercial Paper	-	-	-	-	0.00%	25%	Yes
Medium Term Notes	-	-	-	-	0.00%	30%	Yes
Repurchase Agreements	-	-	-	-	0.00%	10%	Yes
Reverse Repurchase/ Securities Lending Agreements	-	-	-	-	0.00%	\$75mm	Yes
Money Market Funds - Government	567.1	567.1	567.1	100.00	4.47%	20%	Yes
LAIF	-	-	-	-	0.00%	\$50mm	Yes
Supranationals	259.5	265.2	263.7	99.44	2.08%	30%	Yes
TOTAL	\$ 12,657.3	\$ 12,698.9	\$ 12,688.0	99.91	100.00%	-	Yes

The City and County of San Francisco uses the following methodology to determine compliance: Compliance is pre-trade and calculated on a par value basis of the overall portfolio value. Cash balances are included in the City's compliance calculations.

Please note the information in this report does not include cash balances. Due to fluctuations in the market value of the securities held in the Pooled Fund and changes in the City's cash position, the allocation limits may be exceeded on a post-trade compliance basis. In these instances, no compliance violation has occurred, as the policy limits were not exceeded prior to trade execution. The full Investment Policy can be found at <https://sftreasurer.org/banking-investments/investments>

Totals may not add due to rounding.

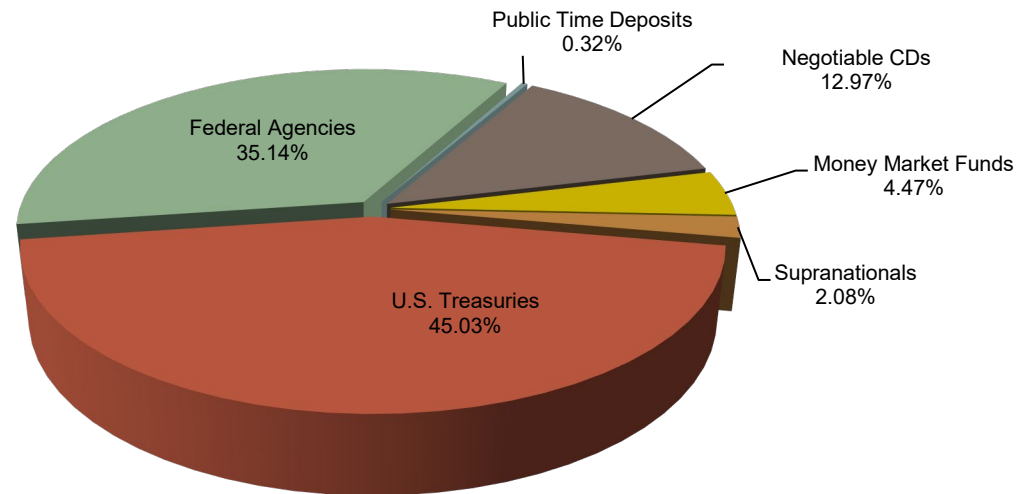
City and County of San Francisco

Pooled Fund Portfolio Statistics

For the month ended September 30, 2021

Average Daily Balance	\$12,773,375,126
Net Earnings	\$5,315,131
Earned Income Yield	0.51%
Weighted Average Maturity	561 days

Investment Type	(\$ million)	Par Value	Book Value	Market Value
U.S. Treasuries	\$	5,698.9	\$ 5,732.6	\$ 5,712.9
Federal Agencies		4,446.8	4,449.1	4,458.5
Public Time Deposits		40.0	40.0	40.0
Negotiable CDs		1,645.0	1,645.0	1,645.8
Money Market Funds		567.1	567.1	567.1
Supranationals		259.5	265.2	263.7
Total		\$ 12,657.3	\$ 12,698.9	\$ 12,688.0

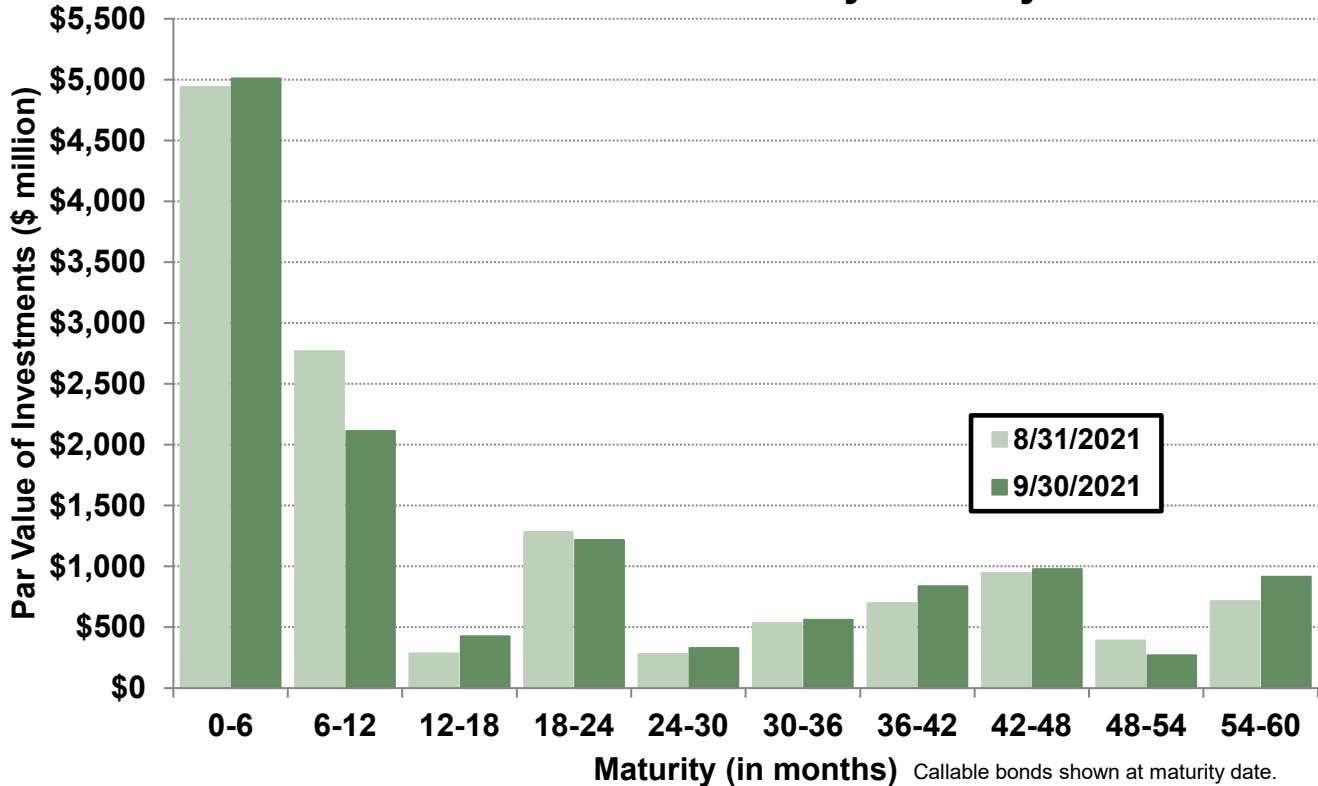


Asset Allocation by Market Value

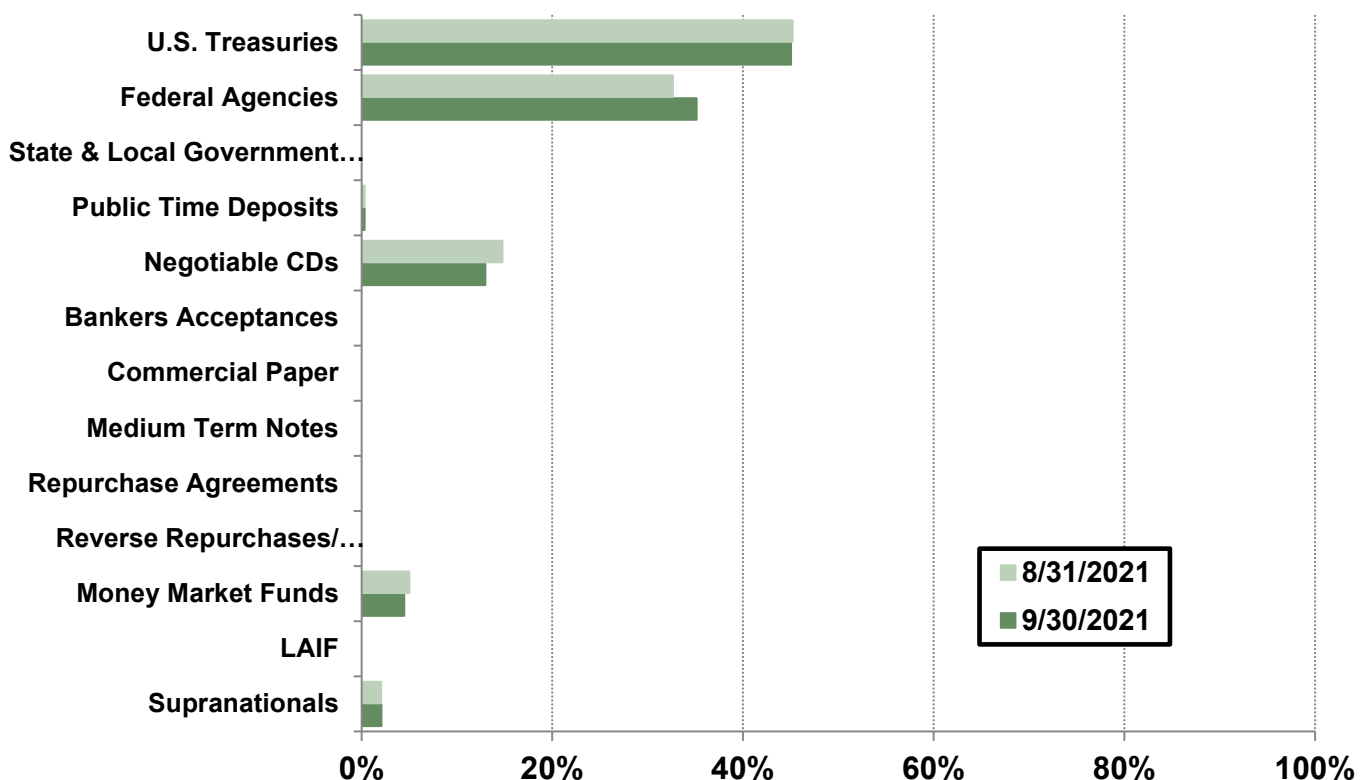
Portfolio Analysis

Pooled Fund

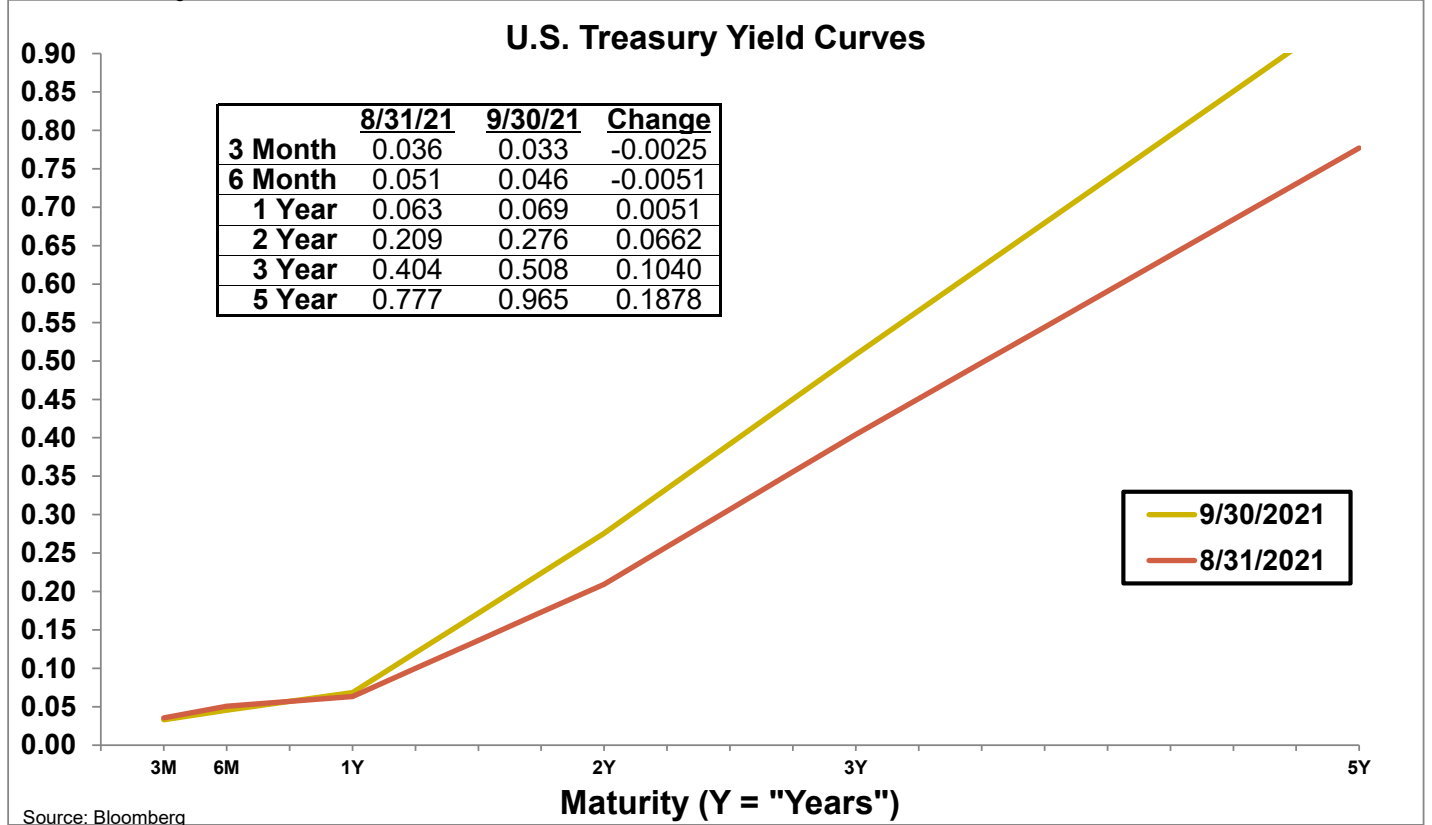
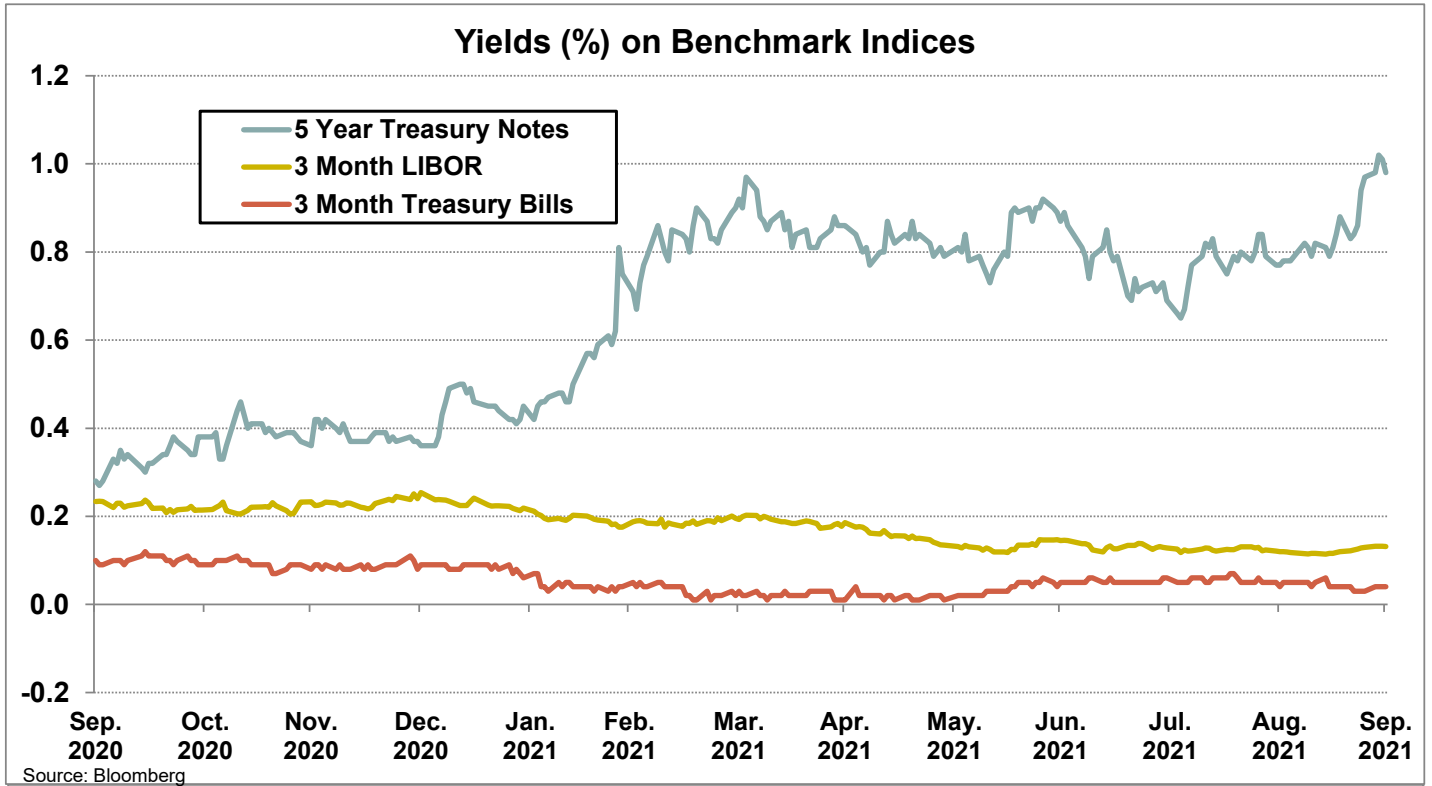
Par Value of Investments by Maturity



Asset Allocation by Market Value



Yield Curves



Investment Inventory

Pooled Fund

As of September 30, 2021

Type of Investment	CUSIP	Issuer Name	Maturity		Coupon	Par Value	Book Value	Amortized Book Value	Market Value
			Settle Date	Date					
U.S. Treasuries	9127964V8	TREASURY BILL	10/29/2020	10/7/2021	0.00	\$ 50,000,000	\$ 49,944,977	\$ 49,999,038	\$ 50,000,000
U.S. Treasuries	9127964V8	TREASURY BILL	10/29/2020	10/7/2021	0.00	50,000,000	49,945,216	49,999,042	50,000,000
U.S. Treasuries	9127964V8	TREASURY BILL	12/3/2020	10/7/2021	0.00	50,000,000	49,960,217	49,999,225	50,000,000
U.S. Treasuries	9128285F3	US TREASURY	10/29/2020	10/15/2021	2.88	50,000,000	51,318,359	50,052,584	50,054,000
U.S. Treasuries	912828T67	US TREASURY	11/10/2016	10/31/2021	1.25	50,000,000	49,574,219	49,992,966	50,048,500
U.S. Treasuries	9127964W6	TREASURY BILL	11/5/2020	11/4/2021	0.00	23,860,000	23,827,431	23,856,958	23,858,568
U.S. Treasuries	9127964W6	TREASURY BILL	11/5/2020	11/4/2021	0.00	50,000,000	49,930,486	49,993,507	49,997,000
U.S. Treasuries	9127964W6	TREASURY BILL	11/10/2020	11/4/2021	0.00	50,000,000	49,940,167	49,994,333	49,997,000
U.S. Treasuries	9127964W6	TREASURY BILL	11/19/2020	11/4/2021	0.00	50,000,000	49,951,389	49,995,278	49,997,000
U.S. Treasuries	9127964W6	TREASURY BILL	5/6/2021	11/4/2021	0.00	100,000,000	99,982,306	99,996,695	99,994,000
U.S. Treasuries	912796H51	TREASURY BILL	5/13/2021	11/12/2021	0.00	150,000,000	149,973,312	149,993,875	149,992,500
U.S. Treasuries	912796H69	TREASURY BILL	5/20/2021	11/18/2021	0.00	100,000,000	99,984,833	99,996,000	99,996,000
U.S. Treasuries	912828U65	US TREASURY	12/14/2020	11/30/2021	1.75	50,000,000	50,794,922	50,135,884	50,138,500
U.S. Treasuries	912828U65	US TREASURY	12/13/2016	11/30/2021	1.75	100,000,000	99,312,500	99,977,248	100,277,000
U.S. Treasuries	9127965G0	TREASURY BILL	12/17/2020	12/2/2021	0.00	50,000,000	49,956,250	49,992,250	49,997,500
U.S. Treasuries	9127965G0	TREASURY BILL	12/3/2020	12/2/2021	0.00	100,000,000	99,888,778	99,981,056	99,995,000
U.S. Treasuries	9128285R7	US TREASURY	12/4/2020	12/15/2021	2.63	50,000,000	51,291,016	50,257,516	50,264,000
U.S. Treasuries	9128285R7	US TREASURY	12/8/2020	12/15/2021	2.63	50,000,000	51,281,250	50,258,317	50,264,000
U.S. Treasuries	9128285R7	US TREASURY	12/9/2020	12/15/2021	2.63	50,000,000	51,277,344	50,258,223	50,264,000
U.S. Treasuries	9128285R7	US TREASURY	12/15/2020	12/15/2021	2.63	50,000,000	51,257,813	50,258,455	50,264,000
U.S. Treasuries	912796A90	TREASURY BILL	1/26/2021	12/30/2021	0.00	50,000,000	49,957,703	49,988,738	49,995,500
U.S. Treasuries	912828U81	US TREASURY	11/22/2019	12/31/2021	2.00	50,000,000	50,402,344	50,047,550	50,241,500
U.S. Treasuries	912796C31	TREASURY BILL	1/28/2021	1/27/2022	0.00	100,000,000	99,909,000	99,970,500	99,986,000
U.S. Treasuries	912828Z60	US TREASURY	1/13/2021	1/31/2022	1.38	50,000,000	50,666,016	50,212,151	50,220,000
U.S. Treasuries	912828Z60	US TREASURY	1/15/2021	1/31/2022	1.38	50,000,000	50,664,063	50,212,639	50,220,000
U.S. Treasuries	912796F38	TREASURY BILL	4/19/2021	3/24/2022	0.00	50,000,000	49,972,692	49,985,983	49,989,000
U.S. Treasuries	912828ZG8	US TREASURY	4/8/2021	3/31/2022	0.38	50,000,000	50,150,391	50,076,248	50,078,000
U.S. Treasuries	912796G45	TREASURY BILL	4/22/2021	4/21/2022	0.00	100,000,000	99,934,278	99,963,528	99,973,000
U.S. Treasuries	912796H44	TREASURY BILL	5/20/2021	5/19/2022	0.00	200,000,000	199,888,777	199,929,722	199,936,000
U.S. Treasuries	912828XD7	US TREASURY	5/13/2021	5/31/2022	1.88	50,000,000	50,941,406	50,594,831	50,597,500
U.S. Treasuries	9128286Y1	US TREASURY	4/8/2021	6/15/2022	1.75	50,000,000	50,990,240	50,587,741	50,582,000
U.S. Treasuries	9128286Y1	US TREASURY	4/28/2021	6/15/2022	1.75	50,000,000	50,937,500	50,583,384	50,582,000
U.S. Treasuries	912828XW5	US TREASURY	8/15/2017	6/30/2022	1.75	25,000,000	24,977,539	24,996,568	25,310,500
U.S. Treasuries	912828ZX1	US TREASURY	3/12/2021	6/30/2022	0.13	50,000,000	50,011,719	50,006,711	50,015,500
U.S. Treasuries	912828ZX1	US TREASURY	3/31/2021	6/30/2022	0.13	50,000,000	50,021,484	50,012,815	50,015,500
U.S. Treasuries	912828ZX1	US TREASURY	4/8/2021	6/30/2022	0.13	50,000,000	50,025,391	50,015,416	50,015,500
U.S. Treasuries	912828ZX1	US TREASURY	4/15/2021	6/30/2022	0.13	50,000,000	50,019,531	50,012,046	50,015,500
U.S. Treasuries	912828ZX1	US TREASURY	4/16/2021	6/30/2022	0.13	50,000,000	50,019,531	50,012,074	50,015,500
U.S. Treasuries	912828ZX1	US TREASURY	4/19/2021	6/30/2022	0.13	50,000,000	50,019,531	50,012,157	50,015,500
U.S. Treasuries	912828YA2	US TREASURY	3/30/2021	8/15/2022	1.50	100,000,000	101,933,594	101,222,431	101,234,000
U.S. Treasuries	91282CAG6	US TREASURY	3/30/2021	8/31/2022	0.13	50,000,000	50,019,531	50,012,569	50,011,500
U.S. Treasuries	912828TY6	US TREASURY	4/8/2021	11/15/2022	1.63	50,000,000	51,201,172	50,840,410	50,840,000
U.S. Treasuries	912828Z86	US TREASURY	8/17/2021	2/15/2023	1.38	50,000,000	50,927,565	50,847,828	50,826,000
U.S. Treasuries	912828ZD5	US TREASURY	3/18/2021	3/15/2023	0.50	50,000,000	50,335,938	50,244,906	50,232,500
U.S. Treasuries	91282CBU4	US TREASURY	5/4/2021	3/31/2023	0.13	50,000,000	49,972,656	49,978,549	49,953,000
U.S. Treasuries	912828ZU7	US TREASURY	3/12/2021	6/15/2023	0.25	50,000,000	50,066,406	50,050,066	50,011,500
U.S. Treasuries	912828ZU7	US TREASURY	4/8/2021	6/15/2023	0.25	50,000,000	50,072,266	50,056,327	50,011,500
U.S. Treasuries	912828ZU7	US TREASURY	6/24/2021	6/15/2023	0.25	50,000,000	50,001,121	49,998,315	50,011,500
U.S. Treasuries	912828S35	US TREASURY	1/9/2020	6/30/2023	1.38	50,000,000	49,605,469	49,801,801	50,996,000

Investment Inventory

Pooled Fund

Type of Investment	CUSIP	Issuer Name	Settle Date	Maturity		Coupon	Par Value	Book Value	Amortized	Market Value
				Date					Book Value	
U.S. Treasuries	912828S35	US TREASURY	6/24/2021	6/30/2023		1.38	50,000,000	51,138,672	50,985,508	50,996,000
U.S. Treasuries	91282CCK5	US TREASURY	6/30/2021	6/30/2023		0.13	50,000,000	49,865,234	49,882,403	49,910,000
U.S. Treasuries	912828S92	US TREASURY	4/1/2021	7/31/2023		1.25	50,000,000	51,220,703	50,958,202	50,914,000
U.S. Treasuries	912828S92	US TREASURY	4/1/2021	7/31/2023		1.25	50,000,000	51,218,750	50,956,669	50,914,000
U.S. Treasuries	91282CAK7	US TREASURY	8/10/2021	9/15/2023		0.13	50,000,000	49,886,719	49,894,409	49,845,500
U.S. Treasuries	912828WE6	US TREASURY	12/17/2019	11/15/2023		2.75	50,000,000	51,960,938	51,063,490	52,574,000
U.S. Treasuries	91282CBA8	US TREASURY	3/19/2021	12/15/2023		0.13	50,000,000	49,767,578	49,813,087	49,761,500
U.S. Treasuries	91282CCC3	US TREASURY	7/2/2021	5/15/2024		0.25	50,000,000	49,735,054	49,743,172	49,752,000
U.S. Treasuries	912828XT2	US TREASURY	7/6/2021	5/31/2024		2.00	50,000,000	52,362,033	52,077,880	52,047,000
U.S. Treasuries	91282CCL3	US TREASURY	8/6/2021	7/15/2024		0.38	50,000,000	50,009,256	49,998,149	49,855,500
U.S. Treasuries	91282CCL3	US TREASURY	8/9/2021	7/15/2024		0.38	50,000,000	49,973,675	49,962,871	49,855,500
U.S. Treasuries	912828Y87	US TREASURY	3/30/2021	7/31/2024		1.75	50,000,000	52,210,938	51,875,397	51,785,000
U.S. Treasuries	91282CCT6	US TREASURY	8/25/2021	8/15/2024		0.38	50,000,000	49,903,533	49,901,898	49,812,500
U.S. Treasuries	912828YM6	US TREASURY	4/15/2021	10/31/2024		1.50	50,000,000	51,746,094	51,518,225	51,457,000
U.S. Treasuries	912828G38	US TREASURY	3/9/2021	11/15/2024		2.25	50,000,000	53,160,156	52,676,866	52,623,000
U.S. Treasuries	912828G38	US TREASURY	3/12/2021	11/15/2024		2.25	50,000,000	53,228,516	52,740,875	52,623,000
U.S. Treasuries	912828YY0	US TREASURY	3/15/2021	12/31/2024		1.75	50,000,000	52,226,563	51,905,501	51,867,000
U.S. Treasuries	912828Z52	US TREASURY	3/30/2021	1/31/2025		1.38	50,000,000	51,515,625	51,315,774	51,248,000
U.S. Treasuries	912828Z52	US TREASURY	4/15/2021	1/31/2025		1.38	50,000,000	51,507,813	51,324,092	51,248,000
U.S. Treasuries	912828ZC7	US TREASURY	3/15/2021	2/28/2025		1.13	50,000,000	51,011,719	50,871,785	50,822,500
U.S. Treasuries	912828ZC7	US TREASURY	3/31/2021	2/28/2025		1.13	50,000,000	50,998,047	50,869,627	50,822,500
U.S. Treasuries	912828ZF0	US TREASURY	4/15/2021	3/31/2025		0.50	50,000,000	49,779,297	49,805,091	49,709,000
U.S. Treasuries	912828ZF0	US TREASURY	4/19/2021	3/31/2025		0.50	50,000,000	49,839,844	49,858,170	49,709,000
U.S. Treasuries	912828ZL7	US TREASURY	5/18/2021	4/30/2025		0.38	50,000,000	49,624,406	49,651,498	49,431,500
U.S. Treasuries	912828XB1	US TREASURY	9/2/2021	5/15/2025		2.13	50,000,000	53,167,204	52,788,441	52,535,000
U.S. Treasuries	912828ZW3	US TREASURY	3/8/2021	6/30/2025		0.25	50,000,000	49,140,625	49,253,571	49,095,500
U.S. Treasuries	912828ZW3	US TREASURY	3/9/2021	6/30/2025		0.25	50,000,000	49,042,969	49,168,222	49,095,500
U.S. Treasuries	912828ZW3	US TREASURY	5/12/2021	6/30/2025		0.25	50,000,000	49,281,250	49,348,841	49,095,500
U.S. Treasuries	912828ZW3	US TREASURY	5/13/2021	6/30/2025		0.25	50,000,000	49,183,594	49,259,878	49,095,500
U.S. Treasuries	912828ZW3	US TREASURY	5/18/2021	6/30/2025		0.25	50,000,000	49,253,906	49,321,372	49,095,500
U.S. Treasuries	912828ZW3	US TREASURY	7/12/2021	6/30/2025		0.25	50,000,000	49,314,623	49,349,088	49,095,500
U.S. Treasuries	912828ZW3	US TREASURY	8/5/2021	6/30/2025		0.25	50,000,000	49,512,228	49,520,000	49,095,500
U.S. Treasuries	912828ZW3	US TREASURY	8/6/2021	6/30/2025		0.25	50,000,000	49,418,818	49,429,600	49,095,500
U.S. Treasuries	91282CAB7	US TREASURY	8/5/2021	7/31/2025		0.25	50,000,000	49,460,683	49,480,164	49,027,500
U.S. Treasuries	91282CAB7	US TREASURY	8/6/2021	7/31/2025		0.25	50,000,000	49,365,319	49,387,787	49,027,500
U.S. Treasuries	91282CAM3	US TREASURY	5/12/2021	9/30/2025		0.25	50,000,000	49,109,375	49,188,319	48,910,000
U.S. Treasuries	91282CAM3	US TREASURY	7/26/2021	9/30/2025		0.25	50,000,000	49,281,250	49,312,787	48,910,000
U.S. Treasuries	91282CAT8	US TREASURY	2/25/2021	10/31/2025		0.25	50,000,000	49,298,828	49,388,270	48,838,000
U.S. Treasuries	91282CAT8	US TREASURY	3/2/2021	10/31/2025		0.25	50,000,000	49,078,125	49,193,359	48,838,000
U.S. Treasuries	91282CAT8	US TREASURY	3/4/2021	10/31/2025		0.25	50,000,000	49,048,828	49,166,747	48,838,000
U.S. Treasuries	91282CBC4	US TREASURY	2/25/2021	12/31/2025		0.38	50,000,000	49,455,078	49,522,193	48,974,500
U.S. Treasuries	91282CBC4	US TREASURY	2/26/2021	12/31/2025		0.38	50,000,000	49,271,484	49,360,850	48,974,500
U.S. Treasuries	91282CBW0	US TREASURY	6/28/2021	4/30/2026		0.75	50,000,000	49,722,232	49,680,276	49,595,500
U.S. Treasuries	91282CBW0	US TREASURY	7/2/2021	4/30/2026		0.75	50,000,000	49,794,667	49,744,381	49,595,500
U.S. Treasuries	912828R36	US TREASURY	7/23/2021	5/15/2026		1.63	50,000,000	52,355,469	52,115,351	51,549,000
U.S. Treasuries	912828R36	US TREASURY	8/27/2021	5/15/2026		1.63	50,000,000	52,120,245	51,852,198	51,549,000
U.S. Treasuries	91282CCJ8	US TREASURY	7/2/2021	6/30/2026		0.88	50,000,000	49,934,018	49,935,051	49,803,000
U.S. Treasuries	91282CCJ8	US TREASURY	7/14/2021	6/30/2026		0.88	50,000,000	50,086,957	50,067,247	49,803,000
U.S. Treasuries	91282CCJ8	US TREASURY	7/22/2021	6/30/2026		0.88	50,000,000	50,371,858	50,332,097	49,803,000
U.S. Treasuries	91282CCJ8	US TREASURY	7/22/2021	6/30/2026		0.88	50,000,000	50,354,280	50,315,211	49,803,000

Investment Inventory

Pooled Fund

Type of Investment	CUSIP	Issuer Name	Settle Date	Maturity		Coupon	Par Value	Book Value	Amortized	
				Date					Book Value	Market Value
U.S. Treasuries	91282CCJ8	US TREASURY	8/6/2021	6/30/2026		0.88	50,000,000	50,450,238	50,393,533	49,803,000
U.S. Treasuries	91282CCJ8	US TREASURY	8/10/2021	6/30/2026		0.88	50,000,000	50,288,978	50,233,236	49,803,000
U.S. Treasuries	91282CCJ8	US TREASURY	9/24/2021	6/30/2026		0.88	50,000,000	50,039,742	49,937,751	49,803,000
U.S. Treasuries	91282CCW9	US TREASURY	9/28/2021	8/31/2026		0.75	50,000,000	49,478,224	49,450,138	49,441,500
Subtotals						0.76	\$ 5,698,860,000	\$ 5,732,609,889	\$ 5,720,409,049	\$ 5,712,901,568
Federal Agencies	313313MK1	FED FARM CRD DISCOUNT NT	11/18/2020	10/1/2021		0.00	\$ 5,000,000	\$ 4,994,717	\$ 5,000,000	\$ 5,000,000
Federal Agencies	3135G0Q89	FANNIE MAE	10/21/2016	10/7/2021		1.38	25,000,000	25,000,000	25,000,000	25,005,500
Federal Agencies	3133EJK24	FEDERAL FARM CREDIT BANK	10/19/2018	10/19/2021		3.00	25,000,000	24,980,900	24,999,686	25,036,750
Federal Agencies	313313NF1	FED FARM CRD DISCOUNT NT	12/21/2020	10/21/2021		0.00	5,000,000	4,995,778	4,999,722	4,999,950
Federal Agencies	313313NF1	FED FARM CRD DISCOUNT NT	11/19/2020	10/21/2021		0.00	16,000,000	15,983,573	15,999,022	15,999,840
Federal Agencies	313313NK0	FED FARM CRD DISCOUNT NT	11/23/2020	10/25/2021		0.00	20,000,000	19,979,467	19,998,533	19,999,800
Federal Agencies	313313NK0	FED FARM CRD DISCOUNT NT	11/30/2020	10/25/2021		0.00	50,000,000	49,949,736	49,996,333	49,999,500
Federal Agencies	3133EGZJ7	FEDERAL FARM CREDIT BANK	10/25/2016	10/25/2021		1.38	14,500,000	14,500,000	14,500,000	14,512,470
Federal Agencies	3133EGZJ7	FEDERAL FARM CREDIT BANK	10/25/2016	10/25/2021		1.38	15,000,000	15,000,000	15,000,000	15,012,900
Federal Agencies	3133ELWS9	FEDERAL FARM CREDIT BANK	4/15/2020	10/25/2021		0.40	50,000,000	49,992,387	49,999,673	50,010,500
Federal Agencies	3133ELWS9	FEDERAL FARM CREDIT BANK	4/15/2020	10/25/2021		0.40	50,000,000	49,992,387	49,999,673	50,010,500
Federal Agencies	313313NM6	FED FARM CRD DISCOUNT NT	12/3/2020	10/27/2021		0.00	30,000,000	29,972,667	29,997,833	29,999,700
Federal Agencies	313313NN4	FED FARM CRD DISCOUNT NT	11/24/2020	10/28/2021		0.00	50,000,000	49,953,056	49,996,250	49,999,500
Federal Agencies	3133EJT74	FEDERAL FARM CREDIT BANK	11/15/2018	11/15/2021		3.05	50,000,000	49,950,000	49,997,947	50,181,500
Federal Agencies	3130AHJY0	FEDERAL HOME LOAN BANK	11/8/2019	11/19/2021		1.63	17,000,000	16,970,930	16,998,080	17,035,870
Federal Agencies	3130AHJY0	FEDERAL HOME LOAN BANK	11/8/2019	11/19/2021		1.63	25,000,000	24,957,250	24,997,177	25,052,750
Federal Agencies	3130AHJY0	FEDERAL HOME LOAN BANK	11/8/2019	11/19/2021		1.63	25,000,000	24,957,250	24,997,177	25,052,750
Federal Agencies	3130AHJY0	FEDERAL HOME LOAN BANK	11/8/2019	11/19/2021		1.63	45,000,000	44,923,050	44,994,918	45,094,950
Federal Agencies	3130AHJY0	FEDERAL HOME LOAN BANK	11/8/2019	11/19/2021		1.63	50,000,000	49,914,500	49,994,354	50,105,500
Federal Agencies	313313QA9	FED FARM CRD DISCOUNT NT	12/22/2020	12/3/2021		0.00	15,000,000	14,985,583	14,997,375	14,998,950
Federal Agencies	313313QL5	FED FARM CRD DISCOUNT NT	12/30/2020	12/13/2021		0.00	50,000,000	49,946,833	49,988,847	49,996,000
Federal Agencies	3133EJ3B3	FEDERAL FARM CREDIT BANK	3/19/2020	12/17/2021		2.80	19,000,000	19,677,730	19,081,795	19,109,060
Federal Agencies	3133EJ3B3	FEDERAL FARM CREDIT BANK	12/17/2018	12/17/2021		2.80	25,000,000	24,974,250	24,998,191	25,143,500
Federal Agencies	3133EJ3B3	FEDERAL FARM CREDIT BANK	12/17/2018	12/17/2021		2.80	25,000,000	24,974,250	24,998,191	25,143,500
Federal Agencies	3133EJ3B3	FEDERAL FARM CREDIT BANK	12/17/2018	12/17/2021		2.80	25,000,000	24,964,250	24,997,488	25,143,500
Federal Agencies	3130AHSR5	FEDERAL HOME LOAN BANK	12/20/2019	12/20/2021		1.63	22,500,000	22,475,700	22,497,341	22,577,625
Federal Agencies	3133EMLW0	FEDERAL FARM CREDIT BANK	1/20/2021	12/29/2021		0.09	62,500,000	62,490,464	62,497,526	62,501,250
Federal Agencies	313313RK6	FED FARM CRD DISCOUNT NT	3/30/2021	1/5/2022		0.00	50,000,000	49,976,583	49,992,000	49,994,500
Federal Agencies	3133ELTN4	FEDERAL FARM CREDIT BANK	3/18/2020	1/18/2022		0.53	50,000,000	49,886,500	49,981,563	50,064,500
Federal Agencies	3133ELTN4	FEDERAL FARM CREDIT BANK	3/23/2020	1/18/2022		0.53	63,450,000	63,289,472	63,423,727	63,531,851
Federal Agencies	3133ELKN3	FEDERAL FARM CREDIT BANK	1/28/2020	1/28/2022		1.55	100,000,000	99,992,000	99,998,698	100,467,000
Federal Agencies	3130AMEN8	FEDERAL HOME LOAN BANK	5/4/2021	2/1/2022		0.05	100,000,000	99,994,705	99,997,614	99,984,000
Federal Agencies	3130AMEN8	FEDERAL HOME LOAN BANK	5/6/2021	2/1/2022		0.05	100,000,000	99,995,490	99,997,953	99,984,000
Federal Agencies	3133EKAK2	FEDERAL FARM CREDIT BANK	2/19/2019	2/14/2022		2.53	20,700,000	20,682,612	20,697,832	20,887,335
Federal Agencies	3133EKBV7	FEDERAL FARM CREDIT BANK	3/1/2019	3/1/2022		2.55	10,000,000	9,997,186	9,999,612	10,104,100
Federal Agencies	313378WG2	FEDERAL HOME LOAN BANK	4/5/2019	3/11/2022		2.50	17,780,000	17,848,986	17,790,371	17,974,158
Federal Agencies	313378WG2	FEDERAL HOME LOAN BANK	4/5/2019	3/11/2022		2.50	40,000,000	40,158,360	40,023,806	40,436,800
Federal Agencies	3133EKDC7	FEDERAL FARM CREDIT BANK	4/8/2019	3/14/2022		2.47	26,145,000	26,145,050	26,157,411	26,431,288
Federal Agencies	3133EKDC7	FEDERAL FARM CREDIT BANK	4/8/2019	3/14/2022		2.47	45,500,000	45,634,680	45,520,623	45,998,225
Federal Agencies	3133ELUQ5	FEDERAL FARM CREDIT BANK	3/25/2020	3/25/2022		0.70	25,000,000	24,999,000	24,999,760	25,078,500
Federal Agencies	3133ELUQ5	FEDERAL FARM CREDIT BANK	3/25/2020	3/25/2022		0.70	25,000,000	24,993,000	24,998,322	25,078,500
Federal Agencies	3133ELUQ5	FEDERAL FARM CREDIT BANK	3/25/2020	3/25/2022		0.70	25,000,000	24,996,000	24,999,041	25,078,500
Federal Agencies	3133ELUQ5	FEDERAL FARM CREDIT BANK	3/25/2020	3/25/2022		0.70	25,000,000	24,983,250	24,995,985	25,078,500
Federal Agencies	3135G0T45	FANNIE MAE	6/6/2017	4/5/2022		1.88	25,000,000	25,072,250	25,007,618	25,230,250

Investment Inventory

Pooled Fund

Type of Investment	CUSIP	Issuer Name	Settle Date	Maturity		Coupon	Par Value	Book Value	Amortized	Market Value
				Date					Book Value	
Federal Agencies	313313VG0	FED FARM CRD DISCOUNT NT	7/9/2021	4/8/2022		0.00	10,000,000	9,995,450	9,996,850	9,996,900
Federal Agencies	3135G0V59	FANNIE MAE	4/12/2019	4/12/2022		2.25	25,000,000	24,918,000	24,985,560	25,285,750
Federal Agencies	3135G0V59	FANNIE MAE	4/12/2019	4/12/2022		2.25	50,000,000	49,836,000	49,971,120	50,571,500
Federal Agencies	3135G0V59	FANNIE MAE	4/12/2019	4/12/2022		2.25	50,000,000	49,836,000	49,971,120	50,571,500
Federal Agencies	3133EKHB5	FEDERAL FARM CREDIT BANK	4/18/2019	4/18/2022		2.35	50,000,000	49,969,500	49,994,462	50,621,500
Federal Agencies	3133EMXN7	FEDERAL FARM CREDIT BANK	4/28/2021	4/27/2022		0.06	19,550,000	19,548,390	19,549,062	19,548,436
Federal Agencies	3130AMEY4	FEDERAL HOME LOAN BANK	5/6/2021	5/6/2022		0.06	10,000,000	9,999,918	9,999,951	9,999,100
Federal Agencies	3130AMEY4	FEDERAL HOME LOAN BANK	5/18/2021	5/6/2022		0.06	10,000,000	10,000,100	9,999,939	9,999,100
Federal Agencies	313385WL6	FED HOME LN DISCOUNT NT	5/6/2021	5/6/2022		0.00	50,000,000	49,972,118	49,983,424	49,982,000
Federal Agencies	3130AMGM8	FEDERAL HOME LOAN BANK	5/11/2021	5/10/2022		0.06	50,000,000	49,998,408	49,998,983	49,996,000
Federal Agencies	3130AMJ37	FEDERAL HOME LOAN BANK	5/17/2021	5/13/2022		0.06	30,000,000	29,999,953	29,999,847	29,997,600
Federal Agencies	3130AMJ37	FEDERAL HOME LOAN BANK	5/13/2021	5/13/2022		0.06	45,000,000	44,998,200	44,998,895	44,996,400
Federal Agencies	3133EKL R5	FEDERAL FARM CREDIT BANK	5/16/2019	5/16/2022		2.25	25,000,000	24,949,250	24,989,489	25,340,250
Federal Agencies	3133EKL R5	FEDERAL FARM CREDIT BANK	5/16/2019	5/16/2022		2.25	35,000,000	34,928,950	34,985,284	35,476,350
Federal Agencies	3133EHL Y7	FEDERAL FARM CREDIT BANK	6/6/2017	6/2/2022		1.88	50,000,000	50,059,250	50,007,935	50,606,000
Federal Agencies	3133EHL Y7	FEDERAL FARM CREDIT BANK	6/9/2017	6/2/2022		1.88	50,000,000	49,997,500	49,999,665	50,606,000
Federal Agencies	3133EMF64	FEDERAL FARM CREDIT BANK	7/7/2021	6/9/2022		0.06	58,735,000	58,726,269	58,726,455	58,733,825
Federal Agencies	3133ELDK7	FEDERAL FARM CREDIT BANK	12/16/2019	6/15/2022		1.63	20,000,000	19,998,940	19,999,701	20,221,200
Federal Agencies	3133ELDK7	FEDERAL FARM CREDIT BANK	12/16/2019	6/15/2022		1.63	25,000,000	24,998,676	24,999,627	25,276,500
Federal Agencies	3133ELDK7	FEDERAL FARM CREDIT BANK	12/16/2019	6/15/2022		1.63	25,000,000	24,998,676	24,999,627	25,276,500
Federal Agencies	3133EHZP1	FEDERAL FARM CREDIT BANK	3/18/2020	9/20/2022		1.85	25,000,000	25,718,750	25,277,770	25,425,250
Federal Agencies	3133ELVL5	FEDERAL FARM CREDIT BANK	4/3/2020	10/3/2022		0.70	40,000,000	39,990,000	39,995,980	40,243,200
Federal Agencies	3133EMS45	FEDERAL FARM CREDIT BANK	7/14/2021	12/14/2022		0.11	50,000,000	49,992,900	49,993,983	49,981,500
Federal Agencies	3133EMWK4	FEDERAL FARM CREDIT BANK	5/18/2021	1/19/2023		0.14	60,000,000	59,987,400	59,990,205	59,979,600
Federal Agencies	3133ELJH8	FEDERAL FARM CREDIT BANK	3/25/2020	1/23/2023		1.60	10,140,000	10,384,141	10,253,098	10,330,024
Federal Agencies	3133EMUH3	FEDERAL FARM CREDIT BANK	3/31/2021	3/23/2023		0.13	65,000,000	64,955,150	64,966,580	64,922,650
Federal Agencies	3133EMV P4	FEDERAL FARM CREDIT BANK	4/13/2021	4/13/2023		0.13	20,000,000	19,973,600	19,979,784	19,974,600
Federal Agencies	3133EMV P4	FEDERAL FARM CREDIT BANK	4/13/2021	4/13/2023		0.13	25,000,000	24,967,000	24,974,730	24,968,250
Federal Agencies	3133EMV P4	FEDERAL FARM CREDIT BANK	4/13/2021	4/13/2023		0.13	50,000,000	49,934,000	49,949,460	49,936,500
Federal Agencies	3133EMXM9	FEDERAL FARM CREDIT BANK	5/5/2021	4/27/2023		0.13	44,500,000	44,463,469	44,470,027	44,427,910
Federal Agencies	3133EMYX4	FEDERAL FARM CREDIT BANK	5/10/2021	5/10/2023		0.13	12,500,000	12,484,000	12,487,156	12,486,375
Federal Agencies	3133EMYX4	FEDERAL FARM CREDIT BANK	5/10/2021	5/10/2023		0.13	25,000,000	24,968,000	24,974,312	24,972,750
Federal Agencies	3133EMYX4	FEDERAL FARM CREDIT BANK	5/10/2021	5/10/2023		0.13	75,000,000	74,904,000	74,922,937	74,918,250
Federal Agencies	3130AMRY0	FEDERAL HOME LOAN BANK	6/4/2021	6/2/2023		0.13	15,000,000	14,986,200	14,988,456	14,962,950
Federal Agencies	3133EMF31	FEDERAL FARM CREDIT BANK	6/2/2021	6/2/2023		0.13	100,000,000	99,938,000	99,948,277	99,794,000
Federal Agencies	3133EMH96	FEDERAL FARM CREDIT BANK	6/28/2021	6/14/2023		0.13	50,000,000	49,867,281	49,882,782	49,912,500
Federal Agencies	3133EM3S9	FEDERAL FARM CREDIT BANK	8/26/2021	6/26/2023		0.20	50,000,000	49,979,892	49,980,974	49,941,500
Federal Agencies	3133EMS37	FEDERAL FARM CREDIT BANK	7/14/2021	7/14/2023		0.13	50,000,000	49,927,791	49,935,605	49,864,000
Federal Agencies	3133EMS37	FEDERAL FARM CREDIT BANK	7/14/2021	7/14/2023		0.13	50,000,000	49,907,253	49,917,290	49,864,000
Federal Agencies	3133EM2E1	FEDERAL FARM CREDIT BANK	8/10/2021	8/10/2023		0.16	50,000,000	49,970,000	49,972,137	49,894,000
Federal Agencies	3133EM6N7	FEDERAL FARM CREDIT BANK	9/27/2021	9/27/2023		0.17	50,000,000	49,950,000	49,950,274	49,894,500
Federal Agencies	3133ELNE0	FEDERAL FARM CREDIT BANK	3/18/2020	2/14/2024		1.43	20,495,000	20,950,604	20,771,298	20,979,912
Federal Agencies	3133EMRZ7	FEDERAL FARM CREDIT BANK	2/26/2021	2/26/2024		0.25	5,000,000	4,998,200	4,998,557	4,986,850
Federal Agencies	3133EMRZ7	FEDERAL FARM CREDIT BANK	2/26/2021	2/26/2024		0.25	5,000,000	4,998,200	4,998,557	4,986,850
Federal Agencies	3133EMRZ7	FEDERAL FARM CREDIT BANK	2/26/2021	2/26/2024		0.25	100,000,000	99,964,000	99,971,134	99,737,000
Federal Agencies	3133EMTW2	FEDERAL FARM CREDIT BANK	3/18/2021	3/18/2024		0.30	50,000,000	49,939,500	49,950,375	49,818,000
Federal Agencies	3133EMTW2	FEDERAL FARM CREDIT BANK	3/18/2021	3/18/2024		0.30	50,000,000	49,939,450	49,950,334	49,818,000
Federal Agencies	3133EMWV0	FEDERAL FARM CREDIT BANK	5/4/2021	4/22/2024		0.35	16,545,000	16,551,563	16,548,992	16,493,049
Federal Agencies	3133EMWV0	FEDERAL FARM CREDIT BANK	5/4/2021	4/22/2024		0.35	29,424,000	29,435,672	29,431,099	29,331,609
Federal Agencies	3133EMWV0	FEDERAL FARM CREDIT BANK	5/4/2021	4/22/2024		0.35	39,000,000	39,015,470	39,009,409	38,877,540

Investment Inventory

Pooled Fund

Type of Investment	CUSIP	Issuer Name	Settle Date	Maturity		Coupon	Par Value	Book Value	Amortized	Market Value
				Date					Book Value	
Federal Agencies	3133EMV25	FEDERAL FARM CREDIT BANK	8/6/2021	7/23/2024		0.45	50,000,000	50,100,125	50,087,238	49,893,000
Federal Agencies	3133EM5X6	FEDERAL FARM CREDIT BANK	9/23/2021	9/23/2024		0.43	25,000,000	24,974,750	24,974,934	24,924,750
Federal Agencies	3133EM5X6	FEDERAL FARM CREDIT BANK	9/23/2021	9/23/2024		0.43	50,000,000	49,949,500	49,949,869	49,849,500
Federal Agencies	3133EM5X6	FEDERAL FARM CREDIT BANK	9/23/2021	9/23/2024		0.43	50,000,000	49,949,500	49,949,869	49,849,500
Federal Agencies	3133ELCP7	FEDERAL FARM CREDIT BANK	12/3/2019	12/3/2024		1.63	25,000,000	24,960,000	24,974,625	25,781,250
Federal Agencies	3135G0X24	FANNIE MAE	4/21/2021	1/7/2025		1.63	39,060,000	40,632,556	40,443,664	40,383,743
Federal Agencies	3137EAEP0	FREDDIE MAC	2/14/2020	2/12/2025		1.50	5,000,000	4,996,150	4,997,405	5,142,400
Federal Agencies	3137EAEP0	FREDDIE MAC	2/14/2020	2/12/2025		1.50	5,000,000	4,996,150	4,997,405	5,142,400
Federal Agencies	3137EAEP0	FREDDIE MAC	2/14/2020	2/12/2025		1.50	5,000,000	4,996,150	4,997,405	5,142,400
Federal Agencies	3137EAEP0	FREDDIE MAC	2/14/2020	2/12/2025		1.50	15,000,000	14,988,450	14,992,216	15,427,200
Federal Agencies	3137EAEP0	FREDDIE MAC	2/14/2020	2/12/2025		1.50	50,000,000	49,961,500	49,974,052	51,424,000
Federal Agencies	3137EAEP0	FREDDIE MAC	4/21/2021	2/12/2025		1.50	53,532,000	55,450,052	55,225,613	55,056,591
Federal Agencies	3133ELQY3	FEDERAL FARM CREDIT BANK	3/23/2020	3/3/2025		1.21	16,000,000	15,990,720	15,993,582	16,280,480
Federal Agencies	3133ELQY3	FEDERAL FARM CREDIT BANK	3/23/2020	3/3/2025		1.21	24,000,000	23,964,240	23,975,269	24,420,720
Federal Agencies	3133EMWT5	FEDERAL FARM CREDIT BANK	4/21/2021	4/21/2025		0.60	50,000,000	49,973,500	49,976,457	49,782,000
Federal Agencies	3135G03U5	FANNIE MAE	7/12/2021	4/22/2025		0.63	50,000,000	50,177,444	50,101,661	49,884,000
Federal Agencies	3130AN4A5	FEDERAL HOME LOAN BANK	7/12/2021	6/30/2025		0.70	17,680,000	17,736,694	17,731,577	17,648,706
Federal Agencies	3135G05X7	FANNIE MAE	3/4/2021	8/25/2025		0.38	25,000,000	24,684,250	24,724,998	24,607,750
Federal Agencies	3135G05X7	FANNIE MAE	2/25/2021	8/25/2025		0.38	72,500,000	71,862,000	71,946,704	71,362,475
Federal Agencies	3137EAEX3	FREDDIE MAC	3/4/2021	9/23/2025		0.38	22,600,000	22,295,352	22,333,982	22,223,710
Federal Agencies	3133EMZ21	FEDERAL FARM CREDIT BANK	8/9/2021	4/6/2026		0.69	15,500,000	15,459,041	15,459,454	15,342,365
Federal Agencies	3130ANNM8	FEDERAL HOME LOAN BANK	8/19/2021	7/13/2026		1.05	25,000,000	25,000,000	25,000,000	24,993,000
Federal Agencies	3130ANNM8	FEDERAL HOME LOAN BANK	8/19/2021	7/13/2026		1.05	25,000,000	25,000,000	25,000,000	24,993,000
Federal Agencies	3130ANNM8	FEDERAL HOME LOAN BANK	8/19/2021	7/13/2026		1.05	25,000,000	25,000,000	25,000,000	24,993,000
Federal Agencies	3130ANNM8	FEDERAL HOME LOAN BANK	8/19/2021	7/13/2026		1.05	25,000,000	25,000,000	25,000,000	24,993,000
Federal Agencies	3130ANMP2	FEDERAL HOME LOAN BANK	8/20/2021	7/27/2026		1.07	25,000,000	25,000,000	25,000,000	25,012,250
Federal Agencies	3130ANMP2	FEDERAL HOME LOAN BANK	8/20/2021	7/27/2026		1.07	25,000,000	25,000,000	25,000,000	25,012,250
Federal Agencies	3130ANMP2	FEDERAL HOME LOAN BANK	8/20/2021	7/27/2026		1.07	25,000,000	25,000,000	25,000,000	25,012,250
Federal Agencies	3130ANMP2	FEDERAL HOME LOAN BANK	8/20/2021	7/27/2026		1.07	25,000,000	25,000,000	25,000,000	25,012,250
Federal Agencies	3130ANTG5	FEDERAL HOME LOAN BANK	9/13/2021	8/10/2026		1.05	25,000,000	25,000,000	25,000,000	24,995,524
Federal Agencies	3130ANTG5	FEDERAL HOME LOAN BANK	9/13/2021	8/10/2026		1.05	25,000,000	25,000,000	25,000,000	24,995,524
Federal Agencies	3130ANTG5	FEDERAL HOME LOAN BANK	9/13/2021	8/10/2026		1.05	25,000,000	25,000,000	25,000,000	24,995,524
Federal Agencies	3130ANTG5	FEDERAL HOME LOAN BANK	9/13/2021	8/10/2026		1.05	25,000,000	25,000,000	25,000,000	24,995,524
Subtotals						0.84	\$ 4,446,836,000	\$ 4,449,051,986	\$ 4,448,511,614	\$ 4,458,523,187
Public Time Deposits	PPE82MHI9	BANK OF SAN FRANCISCO	6/7/2021	12/6/2021		0.07	\$ 10,000,000	\$ 10,000,000	\$ 10,000,000	\$ 10,000,000
Public Time Deposits	PPEE2K8C3	BRIDGE BANK	6/21/2021	12/20/2021		0.08	10,000,000	10,000,000	10,000,000	10,000,000
Public Time Deposits	PPEB3XSW4	BANK OF SAN FRANCISCO	9/20/2021	3/21/2022		0.09	10,000,000	10,000,000	10,000,000	10,000,000
Public Time Deposits	PPEE3CH06	BRIDGE BANK	9/20/2021	3/21/2022		0.09	10,000,000	10,000,000	10,000,000	10,000,000
Subtotals						0.08	\$ 40,000,000	\$ 40,000,000	\$ 40,000,000	\$ 40,000,000
Negotiable CDs	78012UG58	ROYAL BANK OF CANADA NY	2/23/2021	10/25/2021		0.12	\$ 50,000,000	\$ 50,000,000	\$ 50,000,000	\$ 50,002,292
Negotiable CDs	06367CCF2	BANK OF MONTREAL CHICAGO	3/8/2021	1/3/2022		0.20	50,000,000	50,000,000	50,000,000	50,018,460
Negotiable CDs	89114W3L7	TORONTO DOMINION BANK NY	3/8/2021	1/5/2022		0.20	50,000,000	50,000,000	50,000,000	50,018,849
Negotiable CDs	89114W3B9	TORONTO DOMINION BANK NY	3/4/2021	1/6/2022		0.20	60,000,000	60,000,000	60,000,000	60,022,852
Negotiable CDs	89114W2B0	TORONTO DOMINION BANK NY	2/18/2021	1/14/2022		0.18	100,000,000	100,000,000	100,000,000	100,035,307
Negotiable CDs	06367CCQ8	BANK OF MONTREAL CHICAGO	3/11/2021	1/20/2022		0.20	50,000,000	50,000,000	50,000,000	50,021,763
Negotiable CDs	89114W3W3	TORONTO DOMINION BANK NY	3/11/2021	1/20/2022		0.20	50,000,000	50,000,000	50,000,000	50,021,763
Negotiable CDs	06367CBA4	BANK OF MONTREAL CHICAGO	2/16/2021	2/14/2022		0.20	75,000,000	75,000,000	75,000,000	75,039,928
Negotiable CDs	78012UG82	ROYAL BANK OF CANADA NY	2/26/2021	2/16/2022		0.15	50,000,000	50,000,000	50,000,000	50,018,288

Investment Inventory

Pooled Fund

Type of Investment	CUSIP	Issuer Name	Settle Date	Maturity		Coupon	Par Value	Book Value	Amortized	
				Date					Book Value	Market Value
Negotiable CDs	78012UG90	ROYAL BANK OF CANADA NY	2/26/2021	2/22/2022		0.16	60,000,000	60,000,000	60,000,000	60,024,343
Negotiable CDs	06367CCJ4	BANK OF MONTREAL CHICAGO	3/9/2021	2/28/2022		0.14	50,000,000	50,000,000	50,000,000	50,016,932
Negotiable CDs	06367CDY0	BANK OF MONTREAL CHICAGO	4/6/2021	2/28/2022		0.20	50,000,000	50,000,000	50,000,000	50,029,342
Negotiable CDs	78012UH57	ROYAL BANK OF CANADA NY	3/9/2021	2/28/2022		0.15	50,000,000	50,000,000	50,000,000	50,019,343
Negotiable CDs	06367CBZ9	BANK OF MONTREAL CHICAGO	3/3/2021	3/2/2022		0.15	100,000,000	100,000,000	100,000,000	100,038,084
Negotiable CDs	89114W3C7	TORONTO DOMINION BANK NY	3/4/2021	3/4/2022		0.21	50,000,000	50,000,000	50,000,000	50,032,268
Negotiable CDs	78012UJ30	ROYAL BANK OF CANADA NY	3/11/2021	3/11/2022		0.23	50,000,000	50,000,000	50,000,000	50,038,222
Negotiable CDs	89114W4K8	TORONTO DOMINION BANK NY	3/15/2021	3/15/2022		0.23	50,000,000	50,000,000	50,000,000	50,039,166
Negotiable CDs	06367CCY1	BANK OF MONTREAL CHICAGO	3/16/2021	3/16/2022		0.17	50,000,000	50,000,000	50,000,000	50,025,045
Negotiable CDs	78012UH73	ROYAL BANK OF CANADA NY	3/11/2021	3/16/2022		0.22	50,000,000	50,000,000	50,000,000	50,037,084
Negotiable CDs	78012UK46	ROYAL BANK OF CANADA NY	3/30/2021	3/28/2022		0.23	50,000,000	50,000,000	50,000,000	50,042,234
Negotiable CDs	89114W5N1	TORONTO DOMINION BANK NY	3/30/2021	3/28/2022		0.22	50,000,000	50,000,000	50,000,000	50,039,749
Negotiable CDs	78012UK53	ROYAL BANK OF CANADA NY	4/6/2021	4/6/2022		0.23	50,000,000	50,000,000	50,000,000	50,031,283
Negotiable CDs	89114W6T7	TORONTO DOMINION BANK NY	4/13/2021	4/11/2022		0.22	50,000,000	50,000,000	50,000,000	50,029,438
Negotiable CDs	06367CHR1	BANK OF MONTREAL CHICAGO	7/6/2021	5/9/2022		0.17	100,000,000	100,000,000	100,000,000	100,036,781
Negotiable CDs	89114WBD6	TORONTO DOMINION BANK NY	5/25/2021	5/25/2022		0.21	50,000,000	50,000,000	50,000,000	50,032,866
Negotiable CDs	78012UT96	ROYAL BANK OF CANADA NY	9/16/2021	6/17/2022		0.15	100,000,000	100,000,000	100,000,000	100,028,861
Negotiable CDs	06367CKG1	BANK OF MONTREAL CHICAGO	8/25/2021	7/18/2022		0.18	50,000,000	50,000,000	50,000,000	50,032,300
Negotiable CDs	06367CKN6	BANK OF MONTREAL CHICAGO	8/30/2021	7/18/2022		0.18	50,000,000	50,000,000	50,000,000	50,032,301
Subtotals						0.19	\$ 1,645,000,000	\$ 1,645,000,000	\$ 1,645,000,000	\$ 1,645,805,140
Money Market Funds	09248U718	BLACKROCK LIQ INST GOV FUND	9/30/2021	10/1/2021		0.01	\$ 10,546,255	\$ 10,546,255	\$ 10,546,255	\$ 10,546,255
Money Market Funds	262006208	DREYFUS GOVERN CASH MGMT-I	9/30/2021	10/1/2021		0.03	252,701,535	252,701,535	252,701,535	252,701,535
Money Market Funds	31607A703	FIDELITY INST GOV FUND	9/30/2021	10/1/2021		0.01	22,346,105	22,346,105	22,346,105	22,346,105
Money Market Funds	608919718	FEDERATED GOVERNMENT OBL-PF	9/30/2021	10/1/2021		0.03	219,078,155	219,078,155	219,078,155	219,078,155
Money Market Funds	61747C707	MORGAN STANLEY INST GOVT FUN	9/30/2021	10/1/2021		0.03	62,403,760	62,403,760	62,403,760	62,403,760
Subtotals						0.03	\$ 567,075,811	\$ 567,075,811	\$ 567,075,811	\$ 567,075,811
Supranationals	459058JV6	INTL BK RECON & DEVELOP	4/20/2021	4/20/2023		0.13	\$ 100,000,000	\$ 99,793,000	\$ 99,839,504	\$ 99,809,000
Supranationals	4581X0CM8	INTER-AMERICAN DEVEL BK	4/26/2021	1/15/2025		2.13	100,000,000	105,676,000	105,016,582	104,707,000
Supranationals	459058JB0	INTL BK RECON & DEVELOP	7/23/2021	4/22/2025		0.63	40,000,000	40,149,194	40,081,603	39,852,000
Supranationals	45818WDG8	INTER-AMERICAN DEVEL BK	8/25/2021	2/27/2026		0.82	19,500,000	19,556,907	19,555,629	19,313,580
Subtotals						1.05	\$ 259,500,000	\$ 265,175,102	\$ 264,493,318	\$ 263,681,580
Grand Totals						0.68	\$ 12,657,271,811	\$ 12,698,912,787	\$ 12,685,489,791	\$ 12,687,987,286

Monthly Investment Earnings

Pooled Fund

For month ended September 30, 2021

Type of Investment	CUSIP	Issuer Name	Par Value	Coupon	YTM ¹	Settle Date	Maturity Date	Earned Interest	Amort. Expense	Realized Gain/(Loss)	Earned Income /Net Earnings
U.S. Treasuries	9127964L0	TREASURY BILL	0	0	0.1111	10/29/20	9/9/21	0	1233.33	0	1233.33
U.S. Treasuries	9127964L0	TREASURY BILL	0	0	0.1026	11/10/20	9/9/21	0.00	1138.89	0.00	1138.89
U.S. Treasuries	9128285A4	US TREASURY	0	2.75	0.1103	11/19/20	9/15/21	52309.78	-50494.79	0	1814.99
U.S. Treasuries	9128285A4	US TREASURY	0	2.75	0.1049	12/3/20	9/15/21	52309.78	-50576.38	0	1733.4
U.S. Treasuries	912828T34	US TREASURY	0	1.125	1.6923	12/11/19	9/30/21	44569.67	22088.98	0.00	66658.65
U.S. Treasuries	9127964V8	TREASURY BILL	50000000	0	0.1156	10/29/20	10/7/21	0.00	4812.5	0.00	4812.5
U.S. Treasuries	9127964V8	TREASURY BILL	50000000	0	0.1151	10/29/20	10/7/21	0	4791.65	0	4791.65
U.S. Treasuries	9127964V8	TREASURY BILL	50000000	0	0.0931	12/3/20	10/7/21	0	3875	0	3875
U.S. Treasuries	9128285F3	US TREASURY	50000000	2.875	0.1302	10/29/20	10/15/21	117827.87	-112680.29	0	5147.58
U.S. Treasuries	912828T67	US TREASURY	50000000	1.25	1.428	11/10/16	10/31/21	50951.08	7033.83	0	57984.91
U.S. Treasuries	9127964W6	TREASURY BILL	23860000	0	0.1352	11/5/20	11/4/21	0	2684.25	0	2684.25
U.S. Treasuries	9127964W6	TREASURY BILL	50000000	0	0.1377	11/5/20	11/4/21	0	5729.17	0	5729.17
U.S. Treasuries	9127964W6	TREASURY BILL	50000000	0	0.1201	11/10/20	11/4/21	0.00	5000	0.00	5000
U.S. Treasuries	9127964W6	TREASURY BILL	50000000	0	0.1001	11/19/20	11/4/21	0	4166.67	0	4166.67
U.S. Treasuries	9127964W6	TREASURY BILL	100000000	0	0.035	5/6/21	11/4/21	0.00	2916.6	0.00	2916.6
U.S. Treasuries	912796H51	TREASURY BILL	150000000	0	0.035	5/13/21	11/12/21	0.00	4375.09	0.00	4375.09
U.S. Treasuries	912796H69	TREASURY BILL	100000000	0	0.03	5/20/21	11/18/21	0	2500.05	0	2500.05
U.S. Treasuries	912828U65	US TREASURY	50000000	1.75	0.0954	12/14/20	11/30/21	71721.31	-67942.04	0.00	3779.27
U.S. Treasuries	912828U65	US TREASURY	100000000	1.75	1.8957	12/13/16	11/30/21	143442.62	11376.18	0.00	154818.8
U.S. Treasuries	9127965G0	TREASURY BILL	50000000	0	0.0901	12/17/20	12/2/21	0.00	3750	0.00	3750
U.S. Treasuries	9127965G0	TREASURY BILL	100000000	0	0.1101	12/3/20	12/2/21	0	9166.64	0	9166.64
U.S. Treasuries	9128285R7	US TREASURY	50000000	2.625	0.1161	12/4/20	12/15/21	107581.97	-103006.56	0.00	4575.41
U.S. Treasuries	9128285R7	US TREASURY	50000000	2.625	0.1085	12/8/20	12/15/21	107581.97	-103326.62	0.00	4255.35
U.S. Treasuries	9128285R7	US TREASURY	50000000	2.625	0.1094	12/9/20	12/15/21	107581.97	-103289.25	0	4292.72
U.S. Treasuries	9128285R7	US TREASURY	50000000	2.625	0.1073	12/15/20	12/15/21	107581.97	-103381.85	0	4200.12
U.S. Treasuries	912796A90	TREASURY BILL	50000000	0	0.0902	1/26/21	12/30/21	0.00	3754.17	0.00	3754.17
U.S. Treasuries	912828U81	US TREASURY	50000000	2	1.6095	11/22/19	12/31/21	81521.74	-15675.73	0	65846.01
U.S. Treasuries	912796C31	TREASURY BILL	100000000	0	0.0901	1/28/21	1/27/22	0	7500	0	7500
U.S. Treasuries	912828Z60	US TREASURY	50000000	1.375	0.104	1/13/21	1/31/22	56046.19	-52168.33	0	3877.86
U.S. Treasuries	912828Z60	US TREASURY	50000000	1.375	0.1012	1/15/21	1/31/22	56046.19	-52288.38	0	3757.81
U.S. Treasuries	912796F38	TREASURY BILL	50000000	0	0.058	4/19/21	3/24/22	0	2416.67	0	2416.67
U.S. Treasuries	912828ZG8	US TREASURY	50000000	0.375	0.0673	4/8/21	3/31/22	15371.67	-12637.87	0.00	2733.8
U.S. Treasuries	912796G45	TREASURY BILL	100000000	0	0.065	4/22/21	4/21/22	0	5416.65	0	5416.65
U.S. Treasuries	912796H44	TREASURY BILL	200000000	0	0.055	5/20/21	5/19/22	0	9166.73	0	9166.73
U.S. Treasuries	912828XD7	US TREASURY	50000000	1.875	0.0798	5/13/21	5/31/22	76844.27	-73739.4	0.00	3104.87
U.S. Treasuries	9128286Y1	US TREASURY	50000000	1.75	0.0801	4/8/21	6/15/22	71721.31	-68607.85	0.00	3113.46
U.S. Treasuries	9128286Y1	US TREASURY	50000000	1.75	0.0922	4/28/21	6/15/22	71721.31	-68099.27	0.00	3622.04
U.S. Treasuries	912828XW5	US TREASURY	25000000	1.75	1.7692	8/15/17	6/30/22	35665.76	378.56	0.00	36044.32
U.S. Treasuries	912828ZX1	US TREASURY	50000000	0.125	0.107	3/12/21	6/30/22	5095.11	-740.13	0	4354.98
U.S. Treasuries	912828ZX1	US TREASURY	50000000	0.125	0.0906	3/31/21	6/30/22	5095.11	-1413.45	0.00	3681.66
U.S. Treasuries	912828ZX1	US TREASURY	50000000	0.125	0.0837	4/8/21	6/30/22	5095.11	-1700.27	0	3394.84
U.S. Treasuries	912828ZX1	US TREASURY	50000000	0.125	0.0927	4/15/21	6/30/22	5095.11	-1328.65	0.00	3766.46
U.S. Treasuries	912828ZX1	US TREASURY	50000000	0.125	0.0926	4/16/21	6/30/22	5095.11	-1331.68	0	3763.43
U.S. Treasuries	912828ZX1	US TREASURY	50000000	0.125	0.0924	4/19/21	6/30/22	5095.11	-1340.82	0.00	3754.29
U.S. Treasuries	912828YA2	US TREASURY	100000000	1.5	0.0988	3/30/21	8/15/22	122282.61	-115323.68	0	6958.93
U.S. Treasuries	91282CAG6	US TREASURY	50000000	0.125	0.0974	3/30/21	8/31/22	5179.56	-1128.98	0.00	4050.58
U.S. Treasuries	912828TY6	US TREASURY	50000000	1.625	0.1236	4/8/21	11/15/22	66236.41	-61493.44	0.00	4742.97
U.S. Treasuries	912828Z86	US TREASURY	50000000	1.375	0.1371	8/17/21	2/15/23	56046.19	-50666.99	0	5379.2
U.S. Treasuries	912828ZD5	US TREASURY	50000000	0.5	0.162	3/18/21	3/15/23	20560.59	-13862.62	0.00	6697.97
U.S. Treasuries	91282CBU4	US TREASURY	50000000	0.125	0.1537	5/4/21	3/31/23	5123.89	1178.61	0	6302.5
U.S. Treasuries	912828ZU7	US TREASURY	50000000	0.25	0.1911	3/12/21	6/15/23	10245.91	-2414.77	0	7831.14
U.S. Treasuries	912828ZU7	US TREASURY	50000000	0.25	0.1837	4/8/21	6/15/23	10245.91	-2716.75	0	7529.16
U.S. Treasuries	912828ZU7	US TREASURY	50000000	0.25	0.252	6/24/21	6/15/23	10245.91	81.27	0	10327.18

Monthly Investment Earnings

Pooled Fund

Type of Investment	CUSIP	Issuer Name	Par Value	Coupon	YTM ¹	Settle Date	Maturity Date	Earned Interest	Amort. Expense	Realized Gain/(Loss)	Earned Income /Net Earnings
U.S. Treasuries	912828S35	US TREASURY	50000000	1.375	1.6093	1/9/20	6/30/23	56046.20	9334.33	0.00	65380.53
U.S. Treasuries	912828S35	US TREASURY	50000000	1.375	0.2422	6/24/21	6/30/23	56046.20	-46413.25	0.00	9632.95
U.S. Treasuries	91282CCK5	US TREASURY	50000000	0.125	0.2602	6/30/21	6/30/23	5095.11	5538.31	0.00	10633.42
U.S. Treasuries	912828S92	US TREASURY	50000000	1.25	0.2011	4/1/21	7/31/23	50951.08	-43033.01	0.00	7918.07
U.S. Treasuries	912828S92	US TREASURY	50000000	1.25	0.2027	4/1/21	7/31/23	50951.08	-42964.15	0	7986.93
U.S. Treasuries	91282CAK7	US TREASURY	50000000	0.125	0.2333	8/10/21	9/15/23	5140.15	4436.6	0	9576.75
U.S. Treasuries	912828WE6	US TREASURY	50000000	2.75	1.7091	12/17/19	11/15/23	112092.39	-41167.33	0.00	70925.06
U.S. Treasuries	91282CBA8	US TREASURY	50000000	0.125	0.2954	3/19/21	12/15/23	5122.95	6965.69	0	12088.64
U.S. Treasuries	91282CCC3	US TREASURY	50000000	0.25	0.4475	7/2/21	5/15/24	10190.22	8051.05	0	18241.27
U.S. Treasuries	912828XT2	US TREASURY	50000000	2	0.4283	7/6/21	5/31/24	81967.22	-64066.19	0	17901.03
U.S. Treasuries	91282CCL3	US TREASURY	50000000	0.375	0.3763	8/6/21	7/15/24	15285.33	54.56	0.00	15339.89
U.S. Treasuries	91282CCL3	US TREASURY	50000000	0.375	0.4018	8/9/21	7/15/24	15285.33	1094.18	0.00	16379.51
U.S. Treasuries	912828Y87	US TREASURY	50000000	1.75	0.4154	3/30/21	7/31/24	71331.52	-54411.92	0	16919.6
U.S. Treasuries	91282CCT6	US TREASURY	50000000	0.375	0.4439	8/25/21	8/15/24	15285.32	2805.59	0.00	18090.91
U.S. Treasuries	912828YM6	US TREASURY	50000000	1.5	0.5038	4/15/21	10/31/24	61141.31	-40450.05	0	20691.26
U.S. Treasuries	912828G38	US TREASURY	50000000	2.25	0.5162	3/9/21	11/15/24	91711.96	-70382.1	0.00	21329.86
U.S. Treasuries	912828G38	US TREASURY	50000000	2.25	0.4762	3/12/21	11/15/24	91711.96	-72065.08	0	19646.88
U.S. Treasuries	912828YY0	US TREASURY	50000000	1.75	0.5625	3/15/21	12/31/24	71331.52	-48159.24	0	23172.28
U.S. Treasuries	912828Z52	US TREASURY	50000000	1.375	0.5756	3/30/21	1/31/25	56046.19	-32408.24	0.00	23637.95
U.S. Treasuries	912828Z52	US TREASURY	50000000	1.375	0.5707	4/15/21	1/31/25	56046.19	-32613.1	0.00	23433.09
U.S. Treasuries	912828ZC7	US TREASURY	50000000	1.125	0.607	3/15/21	2/28/25	46616.02	-20990.02	0	25626
U.S. Treasuries	912828ZC7	US TREASURY	50000000	1.125	0.6083	3/31/21	2/28/25	46616.02	-20938.05	0.00	25677.97
U.S. Treasuries	912828ZF0	US TREASURY	50000000	0.5	0.613	4/15/21	3/31/25	20495.55	4578.91	0	25074.46
U.S. Treasuries	912828ZF0	US TREASURY	50000000	0.5	0.5822	4/19/21	3/31/25	20495.56	3331.96	0	23827.52
U.S. Treasuries	912828ZL7	US TREASURY	50000000	0.375	0.5722	5/18/21	4/30/25	15285.33	7999.29	0	23284.62
U.S. Treasuries	912828XB1	US TREASURY	50000000	2.125	0.5666	9/2/21	5/15/25	83729.62	-61168.52	0	22561.1
U.S. Treasuries	912828ZW3	US TREASURY	50000000	0.25	0.6546	3/8/21	6/30/25	10190.21	16369.05	0	26559.26
U.S. Treasuries	912828ZW3	US TREASURY	50000000	0.25	0.7014	3/9/21	6/30/25	10190.21	18240.75	0	28430.96
U.S. Treasuries	912828ZW3	US TREASURY	50000000	0.25	0.6025	5/12/21	6/30/25	10190.21	14279.8	0	24470.01
U.S. Treasuries	912828ZW3	US TREASURY	50000000	0.25	0.6511	5/13/21	6/30/25	10190.21	16230.74	0.00	26420.95
U.S. Treasuries	912828ZW3	US TREASURY	50000000	0.25	0.6175	5/18/21	6/30/25	10190.21	14882.18	0	25072.39
U.S. Treasuries	912828ZW3	US TREASURY	50000000	0.25	0.6022	7/12/21	6/30/25	10190.22	14274.39	0	24464.61
U.S. Treasuries	912828ZW3	US TREASURY	50000000	0.25	0.5091	8/5/21	6/30/25	10190.21	10526.32	0.00	20716.53
U.S. Treasuries	912828ZW3	US TREASURY	50000000	0.25	0.5583	8/6/21	6/30/25	10190.22	12508.78	0	22699
U.S. Treasuries	91282CAB7	US TREASURY	50000000	0.25	0.5246	8/5/21	7/31/25	10190.21	11147.3	0.00	21337.51
U.S. Treasuries	91282CAB7	US TREASURY	50000000	0.25	0.5738	8/6/21	7/31/25	10190.22	13128.22	0.00	23318.44
U.S. Treasuries	91282CAM3	US TREASURY	50000000	0.25	0.6628	5/12/21	9/30/25	10247.78	16678.37	0.00	26926.15
U.S. Treasuries	91282CAM3	US TREASURY	50000000	0.25	0.5987	7/26/21	9/30/25	10247.78	14120.83	0.00	24368.61
U.S. Treasuries	91282CAT8	US TREASURY	50000000	0.25	0.5542	2/25/21	10/31/25	10190.21	12308.46	0	22498.67
U.S. Treasuries	91282CAT8	US TREASURY	50000000	0.25	0.6521	3/2/21	10/31/25	10190.21	16230.2	0	26420.41
U.S. Treasuries	91282CAT8	US TREASURY	50000000	0.25	0.6655	3/4/21	10/31/25	10190.21	16765.66	0.00	26955.87
U.S. Treasuries	91282CBC4	US TREASURY	50000000	0.375	0.6036	2/25/21	12/31/25	15285.33	9235.96	0	24521.29
U.S. Treasuries	91282CBC4	US TREASURY	50000000	0.375	0.6814	2/26/21	12/31/25	15285.33	12354.7	0	27640.03
U.S. Treasuries	91282CBW0	US TREASURY	50000000	0.75	0.8929	6/28/21	4/30/26	30570.66	5736.68	0	36307.34
U.S. Treasuries	91282CBW0	US TREASURY	50000000	0.75	0.8642	7/2/21	4/30/26	30570.65	4586.47	0	35157.12
U.S. Treasuries	912828R36	US TREASURY	50000000	1.625	0.6924	7/23/21	5/15/26	66236.41	-37617.38	0	28619.03
U.S. Treasuries	912828R36	US TREASURY	50000000	1.625	0.8064	8/27/21	5/15/26	66236.42	-32937.72	0.00	33298.7

Monthly Investment Earnings

Pooled Fund

Type of Investment	CUSIP	Issuer Name	Par Value	Coupon	YTM ¹	Settle Date	Maturity Date	Earned Interest	Amort. Expense	Realized Gain/(Loss)	Earned Income /Net Earnings
U.S. Treasuries	91282CCJ8	US TREASURY	50000000	0.875	0.9031	7/2/21	6/30/26	35665.76	1124.33	0.00	36790.09
U.S. Treasuries	91282CCJ8	US TREASURY	50000000	0.875	0.846	7/14/21	6/30/26	35665.76	-1164.11	0.00	34501.65
U.S. Treasuries	91282CCJ8	US TREASURY	50000000	0.875	0.7322	7/22/21	6/30/26	35665.76	-5748.94	0.00	29916.82
U.S. Treasuries	91282CCJ8	US TREASURY	50000000	0.875	0.7395	7/22/21	6/30/26	35665.76	-5456.62	0.00	30209.14
U.S. Treasuries	91282CCJ8	US TREASURY	50000000	0.875	0.706	8/6/21	6/30/26	35665.76	-6812.46	0.00	28853.3
U.S. Treasuries	91282CCJ8	US TREASURY	50000000	0.875	0.7746	8/10/21	6/30/26	35665.76	-4037.55	0	31628.21
U.S. Treasuries	91282CCJ8	US TREASURY	50000000	0.875	0.9018	9/24/21	6/30/26	8322.01	251.44	0	8573.45
U.S. Treasuries	91282CCW9	US TREASURY	50000000	0.75	0.9797	9/28/21	8/31/26	3107.73	918.99	0	4026.72
Subtotals			\$ 5,698,860,000					\$ 3,579,731	\$ (1,645,760)	\$ -	\$ 1,933,971
Federal Agencies	313313LE6	FED FARM CRD DISCOUNT NT	\$ -	0.00	0.12	11/16/20	9/2/21	\$ -	\$ 33	\$ -	\$ 33
Federal Agencies	313313LV8	FED FARM CRD DISCOUNT NT	-	0.00	0.10	12/21/20	9/17/21	-	444	-	444
Federal Agencies	313313MK1	FED FARM CRD DISCOUNT NT	5,000,000	0.00	0.12	11/18/20	10/1/21	-	500	-	500
Federal Agencies	3135G0Q89	FANNIE MAE	25,000,000	1.38	1.38	10/21/16	10/7/21	28,646	-	-	28,646
Federal Agencies	3133EJK24	FEDERAL FARM CREDIT BANK	25,000,000	3.00	3.03	10/19/18	10/19/21	62,500	523	-	63,023
Federal Agencies	313313NF1	FED FARM CRD DISCOUNT NT	5,000,000	0.00	0.10	12/21/20	10/21/21	-	417	-	417
Federal Agencies	313313NF1	FED FARM CRD DISCOUNT NT	16,000,000	0.00	0.11	11/19/20	10/21/21	-	1,467	-	1,467
Federal Agencies	313313NK0	FED FARM CRD DISCOUNT NT	20,000,000	0.00	0.11	11/23/20	10/25/21	-	1,833	-	1,833
Federal Agencies	313313NK0	FED FARM CRD DISCOUNT NT	50,000,000	0.00	0.11	11/30/20	10/25/21	-	4,583	-	4,583
Federal Agencies	3133EGZJ7	FEDERAL FARM CREDIT BANK	14,500,000	1.38	1.38	10/25/16	10/25/21	16,615	-	-	16,615
Federal Agencies	3133EGZJ7	FEDERAL FARM CREDIT BANK	15,000,000	1.38	1.38	10/25/16	10/25/21	17,188	-	-	17,188
Federal Agencies	3133ELWS9	FEDERAL FARM CREDIT BANK	50,000,000	0.40	0.41	4/15/20	10/25/21	16,667	409	-	17,076
Federal Agencies	3133ELWS9	FEDERAL FARM CREDIT BANK	50,000,000	0.40	0.41	4/15/20	10/25/21	16,667	409	-	17,076
Federal Agencies	313313NM6	FED FARM CRD DISCOUNT NT	30,000,000	0.00	0.10	12/3/20	10/27/21	-	2,500	-	2,500
Federal Agencies	313313NN4	FED FARM CRD DISCOUNT NT	50,000,000	0.00	0.10	11/24/20	10/28/21	-	4,167	-	4,167
Federal Agencies	3133EJT74	FEDERAL FARM CREDIT BANK	50,000,000	3.05	3.09	11/15/18	11/15/21	127,083	1,369	-	128,452
Federal Agencies	3130AHJY0	FEDERAL HOME LOAN BANK	17,000,000	1.63	1.71	11/8/19	11/19/21	23,021	1,175	-	24,196
Federal Agencies	3130AHJY0	FEDERAL HOME LOAN BANK	25,000,000	1.63	1.71	11/8/19	11/19/21	33,854	1,728	-	35,583
Federal Agencies	3130AHJY0	FEDERAL HOME LOAN BANK	25,000,000	1.63	1.71	11/8/19	11/19/21	33,854	1,728	-	35,583
Federal Agencies	3130AHJY0	FEDERAL HOME LOAN BANK	45,000,000	1.63	1.71	11/8/19	11/19/21	60,938	3,111	-	64,049
Federal Agencies	3130AHJY0	FEDERAL HOME LOAN BANK	50,000,000	1.63	1.71	11/8/19	11/19/21	67,708	3,457	-	71,165
Federal Agencies	313313QA9	FED FARM CRD DISCOUNT NT	15,000,000	0.00	0.10	12/22/20	12/3/21	-	1,250	-	1,250
Federal Agencies	313313QL5	FED FARM CRD DISCOUNT NT	50,000,000	0.00	0.11	12/30/20	12/13/21	-	4,583	-	4,583
Federal Agencies	3133EJ3B3	FEDERAL FARM CREDIT BANK	19,000,000	2.80	0.74	3/19/20	12/17/21	44,333	(31,868)	-	12,465
Federal Agencies	3133EJ3B3	FEDERAL FARM CREDIT BANK	25,000,000	2.80	2.84	12/17/18	12/17/21	58,333	705	-	59,038
Federal Agencies	3133EJ3B3	FEDERAL FARM CREDIT BANK	25,000,000	2.80	2.84	12/17/18	12/17/21	58,333	705	-	59,038
Federal Agencies	3133EJ3B3	FEDERAL FARM CREDIT BANK	25,000,000	2.80	2.85	12/17/18	12/17/21	58,333	979	-	59,312
Federal Agencies	3130AHSR5	FEDERAL HOME LOAN BANK	22,500,000	1.63	1.68	12/20/19	12/20/21	30,469	997	-	31,466
Federal Agencies	3133EMLW0	FEDERAL FARM CREDIT BANK	62,500,000	0.09	0.11	1/20/21	12/29/21	4,688	834	-	5,522
Federal Agencies	313313RK6	FED FARM CRD DISCOUNT NT	50,000,000	0.00	0.06	3/30/21	1/5/22	-	2,500	-	2,500
Federal Agencies	3133ELTN4	FEDERAL FARM CREDIT BANK	50,000,000	0.53	0.99	3/18/20	1/18/22	22,083	5,075	-	27,158
Federal Agencies	3133ELTN4	FEDERAL FARM CREDIT BANK	63,450,000	0.53	0.67	3/23/20	1/18/22	28,024	7,231	-	35,255
Federal Agencies	3133ELKN3	FEDERAL FARM CREDIT BANK	100,000,000	1.55	1.55	1/28/20	1/28/22	129,167	328	-	129,495
Federal Agencies	3130AMEN8	FEDERAL HOME LOAN BANK	100,000,000	0.05	0.05	5/4/21	2/1/22	3,750	582	-	4,332
Federal Agencies	3130AMEN8	FEDERAL HOME LOAN BANK	100,000,000	0.05	0.05	5/6/21	2/1/22	3,750	499	-	4,249
Federal Agencies	3133EKA2K	FEDERAL FARM CREDIT BANK	20,700,000	2.53	2.56	2/19/19	2/14/22	43,643	478	-	44,121
Federal Agencies	3133EKBV7	FEDERAL FARM CREDIT BANK	10,000,000	2.55	2.56	3/1/19	3/1/22	21,250	77	-	21,327
Federal Agencies	313378WG2	FEDERAL HOME LOAN BANK	17,780,000	2.50	2.36	4/5/19	3/11/22	37,042	(1,932)	-	35,109
Federal Agencies	313378WG2	FEDERAL HOME LOAN BANK	40,000,000	2.50	2.36	4/5/19	3/11/22	83,333	(4,436)	-	78,897

Monthly Investment Earnings

Pooled Fund

Type of Investment	CUSIP	Issuer Name	Par Value	Coupon	YTM ¹	Settle Date	Maturity Date	Earned Interest	Amort. Expense	Realized Gain/(Loss)	Earned Income /Net Earnings
Federal Agencies	3133EKDC7	FEDERAL FARM CREDIT BANK	26,145,000	2.47	2.36	4/8/19	3/14/22	53,815	(2,270)	-	51,545
Federal Agencies	3133EKDC7	FEDERAL FARM CREDIT BANK	45,500,000	2.47	2.36	4/8/19	3/14/22	93,654	(3,773)	-	89,882
Federal Agencies	3133ELUQ5	FEDERAL FARM CREDIT BANK	25,000,000	0.70	0.70	3/25/20	3/25/22	14,583	41	-	14,624
Federal Agencies	3133ELUQ5	FEDERAL FARM CREDIT BANK	25,000,000	0.70	0.71	3/25/20	3/25/22	14,583	288	-	14,871
Federal Agencies	3133ELUQ5	FEDERAL FARM CREDIT BANK	25,000,000	0.70	0.71	3/25/20	3/25/22	14,583	164	-	14,748
Federal Agencies	3133ELUQ5	FEDERAL FARM CREDIT BANK	25,000,000	0.70	0.73	3/25/20	3/25/22	14,583	688	-	15,272
Federal Agencies	3135G0T45	FANNIE MAE	25,000,000	1.88	1.81	6/6/17	4/5/22	39,063	(1,229)	-	37,834
Federal Agencies	313313VG0	FED FARM CRD DISCOUNT NT	10,000,000	0.00	0.06	7/9/21	4/8/22	-	500	-	500
Federal Agencies	3135G0V59	FANNIE MAE	25,000,000	2.25	2.36	4/12/19	4/12/22	46,875	2,245	-	49,120
Federal Agencies	3135G0V59	FANNIE MAE	50,000,000	2.25	2.36	4/12/19	4/12/22	93,750	4,489	-	98,239
Federal Agencies	3135G0V59	FANNIE MAE	50,000,000	2.25	2.36	4/12/19	4/12/22	93,750	4,489	-	98,239
Federal Agencies	3133EKHB5	FEDERAL FARM CREDIT BANK	50,000,000	2.35	2.37	4/18/19	4/18/22	97,917	835	-	98,752
Federal Agencies	3133EMXN7	FEDERAL FARM CREDIT BANK	19,550,000	0.06	0.07	4/28/21	4/27/22	978	135	-	1,113
Federal Agencies	3130AMEY4	FEDERAL HOME LOAN BANK	10,000,000	0.06	0.06	5/6/21	5/6/22	500	7	-	507
Federal Agencies	3130AMEY4	FEDERAL HOME LOAN BANK	10,000,000	0.06	0.06	5/18/21	5/6/22	500	9	-	509
Federal Agencies	313385WL6	FED HOME LN DISCOUNT NT	50,000,000	0.00	0.06	5/6/21	5/6/22	-	2,292	-	2,292
Federal Agencies	3130AMGM8	FEDERAL HOME LOAN BANK	50,000,000	0.06	0.06	5/11/21	5/10/22	2,500	138	-	2,638
Federal Agencies	3130AMJ37	FEDERAL HOME LOAN BANK	30,000,000	0.06	0.06	5/17/21	5/13/22	1,500	21	-	1,521
Federal Agencies	3130AMJ37	FEDERAL HOME LOAN BANK	45,000,000	0.06	0.06	5/13/21	5/13/22	2,250	148	-	2,398
Federal Agencies	3133EKL R5	FEDERAL FARM CREDIT BANK	25,000,000	2.25	2.32	5/16/19	5/16/22	46,875	1,389	-	48,264
Federal Agencies	3133EKL R5	FEDERAL FARM CREDIT BANK	35,000,000	2.25	2.32	5/16/19	5/16/22	65,625	1,945	-	67,570
Federal Agencies	3133EHL Y7	FEDERAL FARM CREDIT BANK	50,000,000	1.88	1.85	6/6/17	6/2/22	78,125	(976)	-	77,149
Federal Agencies	3133EHL Y7	FEDERAL FARM CREDIT BANK	50,000,000	1.88	1.88	6/9/17	6/2/22	78,125	41	-	78,166
Federal Agencies	3133EMF64	FEDERAL FARM CREDIT BANK	58,735,000	0.06	0.08	7/7/21	6/9/22	2,937	1,021	-	3,958
Federal Agencies	3133ELDK7	FEDERAL FARM CREDIT BANK	20,000,000	1.63	1.63	12/16/19	6/15/22	27,167	35	-	27,202
Federal Agencies	3133ELDK7	FEDERAL FARM CREDIT BANK	25,000,000	1.63	1.63	12/16/19	6/15/22	33,958	44	-	34,002
Federal Agencies	3133ELDK7	FEDERAL FARM CREDIT BANK	25,000,000	1.63	1.63	12/16/19	6/15/22	33,958	44	-	34,002
Federal Agencies	3133EHZP1	FEDERAL FARM CREDIT BANK	25,000,000	1.85	0.69	3/18/20	9/20/22	38,542	(23,540)	-	15,002
Federal Agencies	3133ELVL5	FEDERAL FARM CREDIT BANK	40,000,000	0.70	0.71	4/3/20	10/3/22	23,333	329	-	23,662
Federal Agencies	3133EMS45	FEDERAL FARM CREDIT BANK	50,000,000	0.11	0.12	7/14/21	12/14/22	4,583	411	-	4,995
Federal Agencies	3133EMWK4	FEDERAL FARM CREDIT BANK	60,000,000	0.14	0.15	5/18/21	1/19/23	7,000	619	-	7,619
Federal Agencies	3133ELJH8	FEDERAL FARM CREDIT BANK	10,140,000	1.60	0.74	3/25/20	1/23/23	13,520	(7,083)	-	6,437
Federal Agencies	3133EMUH3	FEDERAL FARM CREDIT BANK	65,000,000	0.13	0.16	3/31/21	3/23/23	6,771	1,864	-	8,634
Federal Agencies	3133EMVP4	FEDERAL FARM CREDIT BANK	20,000,000	0.13	0.19	4/13/21	4/13/23	2,083	1,085	-	3,168
Federal Agencies	3133EMVP4	FEDERAL FARM CREDIT BANK	25,000,000	0.13	0.19	4/13/21	4/13/23	2,604	1,356	-	3,960
Federal Agencies	3133EMVP4	FEDERAL FARM CREDIT BANK	50,000,000	0.13	0.19	4/13/21	4/13/23	5,208	2,712	-	7,921
Federal Agencies	3133EMXM9	FEDERAL FARM CREDIT BANK	44,500,000	0.13	0.17	5/5/21	4/27/23	4,635	1,569	-	6,205
Federal Agencies	3133EMYX4	FEDERAL FARM CREDIT BANK	12,500,000	0.13	0.19	5/10/21	5/10/23	1,302	658	-	1,960
Federal Agencies	3133EMYX4	FEDERAL FARM CREDIT BANK	25,000,000	0.13	0.19	5/10/21	5/10/23	2,604	1,315	-	3,919
Federal Agencies	3133EMYX4	FEDERAL FARM CREDIT BANK	75,000,000	0.13	0.19	5/10/21	5/10/23	7,813	3,945	-	11,758
Federal Agencies	3130AMRY0	FEDERAL HOME LOAN BANK	15,000,000	0.13	0.17	6/4/21	6/2/23	1,563	569	-	2,131
Federal Agencies	3133EMF31	FEDERAL FARM CREDIT BANK	100,000,000	0.13	0.16	6/2/21	6/2/23	10,417	2,548	-	12,965
Federal Agencies	3133EMH96	FEDERAL FARM CREDIT BANK	50,000,000	0.13	0.26	6/28/21	6/14/23	5,208	5,663	-	10,871
Federal Agencies	3133EM3S9	FEDERAL FARM CREDIT BANK	50,000,000	0.20	0.22	8/26/21	6/26/23	8,333	902	-	9,235
Federal Agencies	3133EMS37	FEDERAL FARM CREDIT BANK	50,000,000	0.13	0.20	7/14/21	7/14/23	5,208	2,968	-	8,176
Federal Agencies	3133EMS37	FEDERAL FARM CREDIT BANK	50,000,000	0.13	0.22	7/14/21	7/14/23	5,208	3,812	-	9,020
Federal Agencies	3133EM2E1	FEDERAL FARM CREDIT BANK	50,000,000	0.16	0.19	8/10/21	8/10/23	6,667	1,233	-	7,900
Federal Agencies	3133EM6N7	FEDERAL FARM CREDIT BANK	50,000,000	0.17	0.22	9/27/21	9/27/23	944	274	-	1,218
Federal Agencies	3133ELNE0	FEDERAL FARM CREDIT BANK	20,495,000	1.43	0.85	3/18/20	2/14/24	24,423	(9,572)	-	14,852

Monthly Investment Earnings

Pooled Fund

Type of Investment	CUSIP	Issuer Name	Par Value	Coupon	YTM ¹	Settle Date	Maturity Date	Earned Interest	Amort. Expense	Realized Gain/(Loss)	Earned Income /Net Earnings
Federal Agencies	3133EMRZ7	FEDERAL FARM CREDIT BANK	5,000,000	0.25	0.26	2/26/21	2/26/24	1,042	49	-	1,091
Federal Agencies	3133EMRZ7	FEDERAL FARM CREDIT BANK	5,000,000	0.25	0.26	2/26/21	2/26/24	1,042	49	-	1,091
Federal Agencies	3133EMRZ7	FEDERAL FARM CREDIT BANK	100,000,000	0.25	0.26	2/26/21	2/26/24	20,833	986	-	21,820
Federal Agencies	3133EMTW2	FEDERAL FARM CREDIT BANK	50,000,000	0.30	0.34	3/18/21	3/18/24	12,500	1,656	-	14,156
Federal Agencies	3133EMTW2	FEDERAL FARM CREDIT BANK	50,000,000	0.30	0.34	3/18/21	3/18/24	12,500	1,657	-	14,157
Federal Agencies	3133EMWV0	FEDERAL FARM CREDIT BANK	16,545,000	0.35	0.34	5/4/21	4/22/24	4,826	(128)	-	4,697
Federal Agencies	3133EMWV0	FEDERAL FARM CREDIT BANK	29,424,000	0.35	0.34	5/4/21	4/22/24	8,582	(228)	-	8,354
Federal Agencies	3133EMWV0	FEDERAL FARM CREDIT BANK	39,000,000	0.35	0.34	5/4/21	4/22/24	11,375	(302)	-	11,073
Federal Agencies	3133EMV25	FEDERAL FARM CREDIT BANK	50,000,000	0.45	0.39	8/6/21	7/23/24	18,750	(2,551)	-	16,199
Federal Agencies	3133EM5X6	FEDERAL FARM CREDIT BANK	25,000,000	0.43	0.46	9/23/21	9/23/24	2,389	184	-	2,573
Federal Agencies	3133EM5X6	FEDERAL FARM CREDIT BANK	50,000,000	0.43	0.46	9/23/21	9/23/24	4,778	369	-	5,146
Federal Agencies	3133EM5X6	FEDERAL FARM CREDIT BANK	50,000,000	0.43	0.46	9/23/21	9/23/24	4,778	369	-	5,146
Federal Agencies	3133ELCP7	FEDERAL FARM CREDIT BANK	25,000,000	1.63	1.66	12/3/19	12/3/24	33,854	657	-	34,511
Federal Agencies	3135G0X24	FANNIE MAE	39,060,000	1.63	0.53	4/21/21	1/7/25	52,894	(34,765)	-	18,128
Federal Agencies	3137EAEP0	FREDDIE MAC	5,000,000	1.50	1.52	2/14/20	2/12/25	6,250	63	-	6,313
Federal Agencies	3137EAEP0	FREDDIE MAC	5,000,000	1.50	1.52	2/14/20	2/12/25	6,250	63	-	6,313
Federal Agencies	3137EAEP0	FREDDIE MAC	5,000,000	1.50	1.52	2/14/20	2/12/25	6,250	63	-	6,313
Federal Agencies	3137EAEP0	FREDDIE MAC	15,000,000	1.50	1.52	2/14/20	2/12/25	18,750	190	-	18,940
Federal Agencies	3137EAEP0	FREDDIE MAC	50,000,000	1.50	1.52	2/14/20	2/12/25	62,500	633	-	63,133
Federal Agencies	3137EAEP0	FREDDIE MAC	53,532,000	1.50	0.55	4/21/21	2/12/25	66,915	(41,308)	-	25,607
Federal Agencies	3133ELQY3	FEDERAL FARM CREDIT BANK	16,000,000	1.21	1.22	3/23/20	3/3/25	16,133	154	-	16,287
Federal Agencies	3133ELQY3	FEDERAL FARM CREDIT BANK	24,000,000	1.21	1.24	3/23/20	3/3/25	24,200	594	-	24,794
Federal Agencies	3133EMWT5	FEDERAL FARM CREDIT BANK	50,000,000	0.60	0.61	4/21/21	4/21/25	25,000	544	-	25,544
Federal Agencies	3135G03U5	FANNIE MAE	50,000,000	0.63	0.57	7/12/21	4/22/25	26,042	(2,348)	-	23,694
Federal Agencies	3130AN4A5	FEDERAL HOME LOAN BANK	17,680,000	0.70	0.62	7/12/21	6/30/25	10,313	(1,131)	-	9,182
Federal Agencies	3135G05X7	FANNIE MAE	25,000,000	0.38	0.66	3/4/21	8/25/25	7,813	5,794	-	13,606
Federal Agencies	3135G05X7	FANNIE MAE	72,500,000	0.38	0.57	2/25/21	8/25/25	22,656	11,657	-	34,313
Federal Agencies	3137EAEX3	FREDDIE MAC	22,600,000	0.38	0.68	3/4/21	9/23/25	7,063	5,492	-	12,555
Federal Agencies	3133EMZ21	FEDERAL FARM CREDIT BANK	15,500,000	0.69	0.75	8/9/21	4/6/26	8,913	738	-	9,651
Federal Agencies	3130ANNM8	FEDERAL HOME LOAN BANK	25,000,000	1.05	1.05	8/19/21	7/13/26	21,875	-	-	21,875
Federal Agencies	3130ANNM8	FEDERAL HOME LOAN BANK	25,000,000	1.05	1.05	8/19/21	7/13/26	21,875	-	-	21,875
Federal Agencies	3130ANNM8	FEDERAL HOME LOAN BANK	25,000,000	1.05	1.05	8/19/21	7/13/26	21,875	-	-	21,875
Federal Agencies	3130ANNM8	FEDERAL HOME LOAN BANK	25,000,000	1.05	1.05	8/19/21	7/13/26	21,875	-	-	21,875
Federal Agencies	3130ANMP2	FEDERAL HOME LOAN BANK	25,000,000	1.07	1.07	8/20/21	7/27/26	22,292	-	-	22,292
Federal Agencies	3130ANMP2	FEDERAL HOME LOAN BANK	25,000,000	1.07	1.07	8/20/21	7/27/26	22,292	-	-	22,292
Federal Agencies	3130ANMP2	FEDERAL HOME LOAN BANK	25,000,000	1.07	1.07	8/20/21	7/27/26	22,292	-	-	22,292
Federal Agencies	3130ANMP2	FEDERAL HOME LOAN BANK	25,000,000	1.07	1.07	8/20/21	7/27/26	22,292	-	-	22,292
Federal Agencies	3130ANTG5	FEDERAL HOME LOAN BANK	25,000,000	1.05	1.05	9/13/21	8/10/26	13,125	-	-	13,125
Federal Agencies	3130ANTG5	FEDERAL HOME LOAN BANK	25,000,000	1.05	1.05	9/13/21	8/10/26	13,125	-	-	13,125
Federal Agencies	3130ANTG5	FEDERAL HOME LOAN BANK	25,000,000	1.05	1.05	9/13/21	8/10/26	13,125	-	-	13,125
Federal Agencies	3130ANTG5	FEDERAL HOME LOAN BANK	25,000,000	1.05	1.05	9/13/21	8/10/26	13,125	-	-	13,125
Subtotals			\$ 4,446,836,000					\$ 3,005,751	\$ (25,964)	\$ -	\$ 2,979,787
Public Time Deposits	PPE52B4L6	BANK OF SAN FRANCISCO	\$ -	0.10	0.10	3/22/21	9/20/21	\$ 528	\$ -	\$ -	528
Public Time Deposits	PPE62M5Z8	BRIDGE BANK	-	1.54	1.54	3/22/21	9/20/21	8,006	-	-	8,006
Public Time Deposits	PPE82MHI9	BANK OF SAN FRANCISCO	10,000,000	0.07	0.07	6/7/21	12/6/21	583	-	-	583
Public Time Deposits	PPEE2K8C3	BRIDGE BANK	10,000,000	0.08	0.08	6/21/21	12/20/21	658	-	-	658
Public Time Deposits	PPEB3XSW4	BANK OF SAN FRANCISCO	10,000,000	0.09	0.09	9/20/21	3/21/22	275	-	-	275
Public Time Deposits	PPEE3CH06	BRIDGE BANK	10,000,000	0.09	0.09	9/20/21	3/21/22	271	-	-	271
Subtotals			\$ 40,000,000					\$ 10,321	\$ -	\$ -	\$ 10,321

Monthly Investment Earnings

Pooled Fund

Type of Investment	CUSIP	Issuer Name	Par Value	Coupon	YTM ¹	Settle Date	Maturity Date	Earned Interest	Amort. Expense	Realized Gain/(Loss)	Earned Income /Net Earnings
Negotiable CDs	89114W2V6	TORONTO DOMINION BANK NY	\$ -	0.16	0.16	3/2/21	9/3/21	\$ 444	\$ -	\$ -	\$ 444
Negotiable CDs	78012UJ63	ROYAL BANK OF CANADA NY	-	0.18	0.18	3/16/21	9/13/21	6,000	-	-	6,000
Negotiable CDs	89114W2T1	TORONTO DOMINION BANK NY	-	0.16	0.16	3/2/21	9/24/21	7,156	-	-	7,156
Negotiable CDs	78012UG41	ROYAL BANK OF CANADA NY	-	0.12	0.12	2/23/21	9/27/21	8,514	-	-	8,514
Negotiable CDs	89114W2U8	TORONTO DOMINION BANK NY	-	0.16	0.16	3/2/21	9/29/21	4,978	-	-	4,978
Negotiable CDs	78012UG58	ROYAL BANK OF CANADA NY	50,000,000	0.12	0.12	2/23/21	10/25/21	4,775	-	-	4,775
Negotiable CDs	06367CCF2	BANK OF MONTREAL CHICAGO	50,000,000	0.20	0.20	3/8/21	1/3/22	8,333	-	-	8,333
Negotiable CDs	89114W3L7	TORONTO DOMINION BANK NY	50,000,000	0.20	0.20	3/8/21	1/5/22	8,333	-	-	8,333
Negotiable CDs	89114W3B9	TORONTO DOMINION BANK NY	60,000,000	0.20	0.20	3/4/21	1/6/22	10,000	-	-	10,000
Negotiable CDs	89114W2B0	TORONTO DOMINION BANK NY	100,000,000	0.18	0.18	2/18/21	1/14/22	15,000	-	-	15,000
Negotiable CDs	06367CCQ8	BANK OF MONTREAL CHICAGO	50,000,000	0.20	0.20	3/11/21	1/20/22	8,333	-	-	8,333
Negotiable CDs	89114W3W3	TORONTO DOMINION BANK NY	50,000,000	0.20	0.20	3/11/21	1/20/22	8,333	-	-	8,333
Negotiable CDs	06367CBA4	BANK OF MONTREAL CHICAGO	75,000,000	0.20	0.20	2/16/21	2/14/22	12,500	-	-	12,500
Negotiable CDs	78012UG82	ROYAL BANK OF CANADA NY	50,000,000	0.15	0.15	2/26/21	2/16/22	6,448	-	-	6,448
Negotiable CDs	78012UG90	ROYAL BANK OF CANADA NY	60,000,000	0.16	0.16	2/26/21	2/22/22	8,038	-	-	8,038
Negotiable CDs	06367CCJ4	BANK OF MONTREAL CHICAGO	50,000,000	0.14	0.14	3/9/21	2/28/22	5,865	-	-	5,865
Negotiable CDs	06367CDY0	BANK OF MONTREAL CHICAGO	50,000,000	0.20	0.20	4/6/21	2/28/22	8,333	-	-	8,333
Negotiable CDs	78012UH57	ROYAL BANK OF CANADA NY	50,000,000	0.15	0.15	3/9/21	2/28/22	6,859	-	-	6,859
Negotiable CDs	06367CBZ9	BANK OF MONTREAL CHICAGO	100,000,000	0.15	0.15	3/3/21	3/2/22	12,502	-	-	12,502
Negotiable CDs	89114W3C7	TORONTO DOMINION BANK NY	50,000,000	0.21	0.21	3/4/21	3/4/22	8,750	-	-	8,750
Negotiable CDs	78012UJ30	ROYAL BANK OF CANADA NY	50,000,000	0.23	0.23	3/11/21	3/11/22	9,583	-	-	9,583
Negotiable CDs	89114W4K8	TORONTO DOMINION BANK NY	50,000,000	0.23	0.23	3/15/21	3/15/22	9,583	-	-	9,583
Negotiable CDs	06367CCY1	BANK OF MONTREAL CHICAGO	50,000,000	0.17	0.17	3/16/21	3/16/22	7,000	-	-	7,000
Negotiable CDs	78012UH73	ROYAL BANK OF CANADA NY	50,000,000	0.22	0.22	3/11/21	3/16/22	9,167	-	-	9,167
Negotiable CDs	78012UK46	ROYAL BANK OF CANADA NY	50,000,000	0.23	0.23	3/30/21	3/28/22	9,583	-	-	9,583
Negotiable CDs	89114W5N1	TORONTO DOMINION BANK NY	50,000,000	0.22	0.22	3/30/21	3/28/22	9,167	-	-	9,167
Negotiable CDs	78012UK53	ROYAL BANK OF CANADA NY	50,000,000	0.23	0.23	4/6/21	4/6/22	9,583	-	-	9,583
Negotiable CDs	89114W6T7	TORONTO DOMINION BANK NY	50,000,000	0.22	0.22	4/13/21	4/11/22	9,167	-	-	9,167
Negotiable CDs	06367CHR1	BANK OF MONTREAL CHICAGO	100,000,000	0.17	0.17	7/6/21	5/9/22	14,167	-	-	14,167
Negotiable CDs	89114WBD6	TORONTO DOMINION BANK NY	50,000,000	0.21	0.21	5/25/21	5/25/22	8,750	-	-	8,750
Negotiable CDs	78012UT96	ROYAL BANK OF CANADA NY	100,000,000	0.15	0.15	9/16/21	6/17/22	6,250	-	-	6,250
Negotiable CDs	06367CKG1	BANK OF MONTREAL CHICAGO	50,000,000	0.18	0.18	8/25/21	7/18/22	7,500	-	-	7,500
Negotiable CDs	06367CKN6	BANK OF MONTREAL CHICAGO	50,000,000	0.18	0.18	8/30/21	7/18/22	7,500	-	-	7,500
Subtotals			\$ 1,645,000,000					\$ 276,494	\$ -	\$ -	\$ 276,494
Money Market Funds	09248U718	BLACKROCK LIQ INST GOV FUND	\$ 10,546,255	0.01	0.01	9/30/21	10/1/21	\$ 44	\$ -	\$ -	\$ 44
Money Market Funds	262006208	DREYFUS GOVERN CASH MGMT-I	252,701,535	0.03	0.03	9/30/21	10/1/21	6,388	-	-	6,388
Money Market Funds	31607A703	FIDELITY INST GOV FUND	22,346,105	0.01	0.01	9/30/21	10/1/21	560	-	-	560
Money Market Funds	608919718	FEDERATED GOVERNMENT OBL-PRM	219,078,155	0.03	0.03	9/30/21	10/1/21	3,126	-	-	3,126
Money Market Funds	61747C707	MORGAN STANLEY INST GOVT FUND	62,403,760	0.03	0.03	9/30/21	10/1/21	2,401	-	-	2,401
Subtotals			\$ 567,075,811					\$ 12,519	\$ -	\$ -	\$ 12,519
Supranationals	459058JV6	INTL BK RECON & DEVELOP	\$ 100,000,000	0.13	0.23	4/20/21	4/20/23	\$ 10,417	\$ 8,507	\$ -	\$ 18,924
Supranationals	4581X0CM8	INTER-AMERICAN DEVEL BK	100,000,000	2.13	0.58	4/26/21	1/15/25	177,083	(125,206)	-	51,877
Supranationals	459058JB0	INTL BK RECON & DEVELOP	40,000,000	0.63	0.57	7/23/21	4/22/25	20,833	(1,885)	-	18,949
Supranationals	45818WDG8	INTER-AMERICAN DEVEL BK	19,500,000	0.82	0.75	8/25/21	2/27/26	13,325	(1,037)	-	12,288
Subtotals			\$ 259,500,000					\$ 221,658	\$ (119,620)	\$ -	\$ 102,038
Grand Totals			\$ 12,657,271,811					\$ 7,106,475	\$ (1,791,344)	\$ -	\$ 5,315,131

¹ Yield to maturity is calculated at purchase

Investment Transactions

Pooled Fund

For month ended September 30, 2021

Transaction	Settle Date	Maturity	Type of Investment	Issuer Name	CUSIP	Par Value	Coupon	YTM	Price	Interest	Transaction
Purchase	9/2/21	5/15/25	U.S. Treasuries	US TREASURY	912828XB1	\$ 50,000,000	2.13	0.57	\$ 105.70	\$ 317,595	\$ 53,167,204
Purchase	9/7/21	10/1/21	Money Market Funds	DREYFUS GOVERN CASH MGMT	262006208	65,000,000	0.03	0.03	100.00	-	65,000,000
Purchase	9/8/21	10/1/21	Money Market Funds	DREYFUS GOVERN CASH MGMT	262006208	32,000,000	0.03	0.03	100.00	-	32,000,000
Purchase	9/9/21	10/1/21	Money Market Funds	FEDERATED GOVERNMENT OBL	608919718	125,000,000	0.03	0.03	100.00	-	125,000,000
Purchase	9/13/21	8/10/26	Federal Agencies	FEDERAL HOME LOAN BANK	3130ANTG5	25,000,000	1.05	1.05	100.00	-	25,000,000
Purchase	9/13/21	8/10/26	Federal Agencies	FEDERAL HOME LOAN BANK	3130ANTG5	25,000,000	1.05	1.05	100.00	-	25,000,000
Purchase	9/13/21	8/10/26	Federal Agencies	FEDERAL HOME LOAN BANK	3130ANTG5	25,000,000	1.05	1.05	100.00	-	25,000,000
Purchase	9/13/21	8/10/26	Federal Agencies	FEDERAL HOME LOAN BANK	3130ANTG5	25,000,000	1.05	1.05	100.00	-	25,000,000
Purchase	9/15/21	10/1/21	Money Market Funds	FEDERATED GOVERNMENT OBL	608919718	33,000,000	0.03	0.03	100.00	-	33,000,000
Purchase	9/16/21	6/17/22	Negotiable CDs	ROYAL BANK OF CANADA NY	78012UT96	100,000,000	0.15	0.15	100.00	-	100,000,000
Purchase	9/20/21	10/1/21	Money Market Funds	FEDERATED GOVERNMENT OBL	608919718	20,000,000	0.03	0.03	100.00	-	20,000,000
Purchase	9/20/21	3/21/22	Public Time Deposits	BANK OF SAN FRANCISCO	PPEB3XSW4	10,000,000	0.09	0.09	100.00	-	10,000,000
Purchase	9/20/21	3/21/22	Public Time Deposits	BRIDGE BANK	PPEE3CH06	10,000,000	0.09	0.09	100.00	-	10,000,000
Purchase	9/21/21	10/1/21	Money Market Funds	FEDERATED GOVERNMENT OBL	608919718	29,000,000	0.03	0.03	100.00	-	29,000,000
Purchase	9/22/21	10/1/21	Money Market Funds	FEDERATED GOVERNMENT OBL	608919718	64,000,000	0.03	0.03	100.00	-	64,000,000
Purchase	9/23/21	9/23/24	Federal Agencies	FEDERAL FARM CREDIT BANK	3133EM5X6	25,000,000	0.43	0.46	99.90	-	24,974,750
Purchase	9/23/21	9/23/24	Federal Agencies	FEDERAL FARM CREDIT BANK	3133EM5X6	50,000,000	0.43	0.46	99.90	-	49,949,500
Purchase	9/23/21	9/23/24	Federal Agencies	FEDERAL FARM CREDIT BANK	3133EM5X6	50,000,000	0.43	0.46	99.90	-	49,949,500
Purchase	9/24/21	10/1/21	Money Market Funds	DREYFUS GOVERN CASH MGMT	262006208	26,000,000	0.03	0.03	100.00	-	26,000,000
Purchase	9/24/21	6/30/26	U.S. Treasuries	US TREASURY	91282CCJ8	50,000,000	0.88	0.90	99.88	102,242	50,039,742
Purchase	9/27/21	9/27/23	Federal Agencies	FEDERAL FARM CREDIT BANK	3133EM6N7	50,000,000	0.17	0.22	99.90	-	49,950,000
Purchase	9/28/21	8/31/26	U.S. Treasuries	US TREASURY	91282CCW9	50,000,000	0.75	0.98	98.90	29,006	49,478,224
Purchase	9/30/21	10/1/21	Money Market Funds	BLACKROCK LIQ INST GOV F	09248U718	44	0.01	0.01	100.00	-	44
Purchase	9/30/21	10/1/21	Money Market Funds	DREYFUS GOVERN CASH MGMT	262006208	6,388	0.03	0.03	100.00	-	6,388
Purchase	9/30/21	10/1/21	Money Market Funds	DREYFUS GOVERN CASH MGMT	262006208	60,000,000	0.03	0.03	100.00	-	60,000,000
Purchase	9/30/21	10/1/21	Money Market Funds	FIDELITY INST GOV FUND	31607A703	560	0.01	0.01	100.00	-	560
Purchase	9/30/21	10/1/21	Money Market Funds	FEDERATED GOVERNMENT OBL	608919718	3,126	0.03	0.03	100.00	-	3,126
Purchase	9/30/21	10/1/21	Money Market Funds	MORGAN STANLEY INST GOVT	61747C707	2,401	0.03	0.03	100.00	-	2,401
Subtotals						\$ 999,012,519	0.38	0.33	\$ 100.21	\$ 448,842	\$1,001,521,440
Sale	9/1/21	10/1/21	Money Market Funds	DREYFUS GOVERN CASH MGMT	262006208	\$ 50,000,000	0.03	0.03	\$ 100.00	\$ -	\$ 50,000,000
Sale	9/1/21	10/1/21	Money Market Funds	MORGAN STANLEY INST GOVT	61747C707	23,000,000	0.03	0.03	100.00	-	23,000,000
Sale	9/2/21	10/1/21	Money Market Funds	DREYFUS GOVERN CASH MGMT	262006208	42,000,000	0.03	0.03	100.00	-	42,000,000
Sale	9/13/21	10/1/21	Money Market Funds	DREYFUS GOVERN CASH MGMT	262006208	75,000,000	0.03	0.03	100.00	-	75,000,000
Sale	9/13/21	10/1/21	Money Market Funds	FIDELITY INST GOV FUND	31607A703	16,000,000	0.01	0.01	100.00	-	16,000,000
Sale	9/16/21	10/1/21	Money Market Funds	FIDELITY INST GOV FUND	31607A703	20,000,000	0.01	0.01	100.00	-	20,000,000
Sale	9/16/21	10/1/21	Money Market Funds	MORGAN STANLEY INST GOVT	61747C707	100,000,000	0.03	0.03	100.00	-	100,000,000
Sale	9/17/21	10/1/21	Money Market Funds	FIDELITY INST GOV FUND	31607A703	7,000,000	0.01	0.01	100.00	-	7,000,000
Sale	9/23/21	10/1/21	Money Market Funds	DREYFUS GOVERN CASH MGMT	262006208	100,000,000	0.03	0.03	100.00	-	100,000,000
Sale	9/23/21	10/1/21	Money Market Funds	FIDELITY INST GOV FUND	31607A703	35,000,000	0.01	0.01	100.00	-	35,000,000
Sale	9/28/21	10/1/21	Money Market Funds	FEDERATED GOVERNMENT OBL	608919718	65,000,000	0.03	0.03	100.00	-	65,000,000
Subtotals						\$ 533,000,000	0.03	0.03	\$ 100.00	\$ -	\$ 533,000,000
Maturity	9/2/21	9/2/21	Federal Agencies	FED FARM CRD DISCOUNT NT	313313LE6	\$ 10,000,000	0.00	0.12	100.00	\$ -	\$ 10,000,000
Maturity	9/3/21	9/3/21	Negotiable CDs	TORONTO DOMINION BANK NY	89114W2V6	50,000,000	0.16	0.16	100.00	41,111	50,041,111
Maturity	9/9/21	9/9/21	U.S. Treasuries	TREASURY BILL	9127964L0	50,000,000	0.00	0.11	100.00	-	50,000,000
Maturity	9/9/21	9/9/21	U.S. Treasuries	TREASURY BILL	9127964L0	50,000,000	0.00	0.10	100.00	-	50,000,000
Maturity	9/13/21	9/13/21	Negotiable CDs	ROYAL BANK OF CANADA NY	78012UJ63	100,000,000	0.18	0.18	100.00	90,500	100,090,500
Maturity	9/15/21	9/15/21	U.S. Treasuries	US TREASURY	9128285A4	50,000,000	2.75	0.11	100.00	687,500	50,687,500
Maturity	9/15/21	9/15/21	U.S. Treasuries	US TREASURY	9128285A4	50,000,000	2.75	0.10	100.00	687,500	50,687,500
Maturity	9/17/21	9/17/21	Federal Agencies	FED FARM CRD DISCOUNT NT	313313LV8	10,000,000	0.00	0.10	100.00	-	10,000,000
Maturity	9/20/21	9/20/21	Public Time Deposits	BANK OF SAN FRANCISCO	PPE52B4L6	10,000,000	0.10	0.10	100.00	2,528	10,002,528

Investment Transactions

Pooled Fund

Transaction	Settle Date	Maturity	Type of Investment	Issuer Name	CUSIP	Par Value	Coupon	YTM	Price	Interest	Transaction
Maturity	9/20/21	9/20/21	Public Time Deposits	BRIDGE BANK	PPE62M5Z8	10,000,000	1.54	1.54	100.00	12,472	10,012,472
Maturity	9/24/21	9/24/21	Negotiable CDs	TORONTO DOMINION BANK NY	89114W2T1	70,000,000	0.16	0.16	100.00	64,089	70,064,089
Maturity	9/27/21	9/27/21	Negotiable CDs	ROYAL BANK OF CANADA NY	78012UG41	100,000,000	0.12	0.12	100.00	10,151	100,010,151
Maturity	9/29/21	9/29/21	Negotiable CDs	TORONTO DOMINION BANK NY	89114W2U8	40,000,000	0.16	0.16	100.00	37,511	40,037,511
Maturity	9/30/21	9/30/21	U.S. Treasuries	US TREASURY	912828T34	50,000,000	1.13	1.69	100.00	281,250	50,281,250
Subtotals						\$ 650,000,000	0.62	0.28	\$ -	\$ 1,914,612	\$ 651,914,612
Interest	9/1/21	3/1/22	Federal Agencies	FEDERAL FARM CREDIT BANK	3133EKBV7	\$ 10,000,000	2.55	2.56	0.00	0.00	\$ 127,500
Interest	9/2/21	3/2/22	Negotiable CDs	BANK OF MONTREAL CHICAGO	06367CBZ9	100,000,000	0.16	0.16	0.00	0.00	41,242
Interest	9/3/21	3/3/25	Federal Agencies	FEDERAL FARM CREDIT BANK	3133ELQY3	16,000,000	1.21	1.22	0.00	0.00	96,800
Interest	9/3/21	3/3/25	Federal Agencies	FEDERAL FARM CREDIT BANK	3133ELQY3	24,000,000	1.21	1.24	0.00	0.00	145,200
Interest	9/11/21	3/11/22	Federal Agencies	FEDERAL HOME LOAN BANK	313378WG2	17,780,000	2.50	2.36	0.00	0.00	222,250
Interest	9/11/21	3/11/22	Federal Agencies	FEDERAL HOME LOAN BANK	313378WG2	40,000,000	2.50	2.36	0.00	0.00	500,000
Interest	9/14/21	3/14/22	Federal Agencies	FEDERAL FARM CREDIT BANK	3133EKDC7	26,145,000	2.47	2.36	0.00	0.00	322,891
Interest	9/14/21	3/14/22	Federal Agencies	FEDERAL FARM CREDIT BANK	3133EKDC7	45,500,000	2.47	2.36	0.00	0.00	561,925
Interest	9/15/21	3/15/23	U.S. Treasuries	US TREASURY	912828ZD5	50,000,000	0.50	0.16	0.00	0.00	125,000
Interest	9/15/21	9/15/23	U.S. Treasuries	US TREASURY NB	91282CAK7	50,000,000	0.13	0.23	0.00	0.00	31,250
Interest	9/16/21	3/16/22	Negotiable CDs	BANK OF MONTREAL CHICAGO	06367CCY1	50,000,000	0.17	0.17	0.00	0.00	21,467
Interest	9/18/21	3/18/24	Federal Agencies	FEDERAL FARM CREDIT BANK	3133EMTW2	50,000,000	0.30	0.34	0.00	0.00	75,000
Interest	9/18/21	3/18/24	Federal Agencies	FEDERAL FARM CREDIT BANK	3133EMTW2	50,000,000	0.30	0.34	0.00	0.00	75,000
Interest	9/20/21	9/20/22	Federal Agencies	FEDERAL FARM CREDIT BANK	3133EHZP1	25,000,000	1.85	0.69	0.00	0.00	231,250
Interest	9/23/21	3/23/23	Federal Agencies	FEDERAL FARM CREDIT BANK	3133EMUH3	65,000,000	0.13	0.16	0.00	0.00	40,625
Interest	9/23/21	9/23/25	Federal Agencies	FREDDIE MAC	3137EAEX3	22,600,000	0.38	0.68	0.00	0.00	42,375
Interest	9/25/21	3/25/22	Federal Agencies	FEDERAL FARM CREDIT BANK	3133ELUQ5	25,000,000	0.70	0.70	0.00	0.00	87,500
Interest	9/25/21	3/25/22	Federal Agencies	FEDERAL FARM CREDIT BANK	3133ELUQ5	25,000,000	0.70	0.71	0.00	0.00	87,500
Interest	9/25/21	3/25/22	Federal Agencies	FEDERAL FARM CREDIT BANK	3133ELUQ5	25,000,000	0.70	0.71	0.00	0.00	87,500
Interest	9/25/21	3/25/22	Federal Agencies	FEDERAL FARM CREDIT BANK	3133ELUQ5	25,000,000	0.70	0.73	0.00	0.00	87,500
Interest	9/27/21	10/25/21	Negotiable CDs	ROYAL BANK OF CANADA NY	78012UG58	50,000,000	0.11	0.11	0.00	0.00	5,242
Interest	9/28/21	2/28/22	Negotiable CDs	ROYAL BANK OF CANADA NY	78012UH57	50,000,000	0.17	0.17	0.00	0.00	21,211
Interest	9/30/21	10/1/21	Money Market Funds	BLACKROCK LIQ INST GOV F	09248U718	10,546,255	0.01	0.01	0.00	0.00	44
Interest	9/30/21	10/1/21	Money Market Funds	DREYFUS GOVERN CASH MGMT	262006208	252,701,535	0.03	0.03	0.00	0.00	6,388
Interest	9/30/21	10/1/21	Money Market Funds	FIDELITY INST GOV FUND	31607A703	22,346,105	0.01	0.01	0.00	0.00	560
Interest	9/30/21	10/1/21	Money Market Funds	FEDERATED GOVERNMENT OBL	608919718	219,078,155	0.03	0.03	0.00	0.00	3,126
Interest	9/30/21	10/1/21	Money Market Funds	MORGAN STANLEY INST GOVT	61747C707	62,403,760	0.03	0.03	0.00	0.00	2,401
Interest	9/30/21	3/31/22	U.S. Treasuries	US TREASURY	912828ZG8	50,000,000	0.38	0.07	0.00	0.00	93,750
Interest	9/30/21	3/31/23	U.S. Treasuries	US TREASURY	91282CBU4	50,000,000	0.13	0.15	0.00	0.00	31,250
Interest	9/30/21	3/31/25	U.S. Treasuries	US TREASURY	912828ZF0	50,000,000	0.50	0.61	0.00	0.00	125,000
Interest	9/30/21	3/31/25	U.S. Treasuries	US TREASURY	912828ZF0	50,000,000	0.50	0.58	0.00	0.00	125,000
Interest	9/30/21	9/30/25	U.S. Treasuries	US TREASURY	91282CAM3	50,000,000	0.25	0.66	0.00	0.00	62,500
Interest	9/30/21	9/30/25	U.S. Treasuries	US TREASURY	91282CAM3	50,000,000	0.25	0.60	0.00	0.00	62,500
Subtotals						\$ 1,709,100,811	0.41	0.41	\$ -	\$ -	\$ 3,548,747

Grand Totals			28	Purchases							
			(11)	Sales							
			(14)	Maturities / Calls							
			3	Change in number of positions							

From: [Board of Supervisors, \(BOS\)](#)
To: [BOS-Supervisors](#)
Cc: [Calvillo, Angela \(BOS\)](#); [Mchugh, Eileen \(BOS\)](#); [Ng, Wilson \(BOS\)](#); [Somera, Alisa \(BOS\)](#); [Laxamana, Junko \(BOS\)](#)
Subject: FW: Kaiser experience - File No. 210971 - GAO Meeting October 21, 2021
Date: Thursday, October 21, 2021 4:55:00 PM
Attachments: [image001.png](#)

From: Carroll, John (BOS) <john.carroll@sfgov.org>
Sent: Thursday, October 21, 2021 11:06 AM
To: John Avalos <javalos@nuhw.org>; Board of Supervisors, (BOS) <board.of.supervisors@sfgov.org>
Cc: Hsieh, Frances (BOS) <frances.hsieh@sfgov.org>; Chan, Connie (BOS) <connie.chan@sfgov.org>
Subject: FW: Kaiser experience - File No. 210971 - GAO Meeting October 21, 2021

Thank you for your message, Mr. Avalos.

I am adding this message to the file for this matter, and by copy of this email to the board.of.supervisors@sfgov.org email address, it will be forwarded to the entire membership of the Board of Supervisors for their information.

Best to you,

John Carroll
Assistant Clerk

Board of Supervisors
 San Francisco City Hall, Room 244
 San Francisco, CA 94102
 (415) 554-4445

(VIRTUAL APPOINTMENTS) To schedule a virtual meeting with me (on Microsoft Teams), please ask and I can answer your questions in real time.

Due to the current COVID-19 health emergency and the Shelter in Place Order, the Office of the Clerk of the Board is working remotely while providing complete access to the legislative process and our services.



Click [here](#) to complete a Board of Supervisors Customer Service Satisfaction form.

The [Legislative Research Center](#) provides 24-hour access to Board of Supervisors legislation and archived matters since August 1998.

Disclosures: *Personal information that is provided in communications to the Board of Supervisors is subject to disclosure under the California Public Records Act and the San Francisco Sunshine Ordinance. Personal information provided will not be redacted. Members of the public are not required to provide personal identifying information when they communicate with the Board of Supervisors and its committees. All written or oral communications that members of the public submit to the Clerk's Office regarding pending legislation or hearings will be made available to all members of the public for inspection and copying. The Clerk's Office does not redact any information from these submissions. This means that personal information—including names, phone numbers, addresses and similar*

information that a member of the public elects to submit to the Board and its committees—may appear on the Board of Supervisors website or in other public documents that members of the public may inspect or copy.

From: John Avalos <javalos@nuhw.org>
Sent: Thursday, October 21, 2021 11:02 AM
To: Hsieh, Frances (BOS) <frances.hsieh@sfgov.org>; Chan, Connie (BOS) <connie.chan@sfgov.org>; Carroll, John (BOS) <john.carroll@sfgov.org>
Cc: Nate Horrell <nhorrell@nuhw.org>; Hernandez, Melissa G (BOS) <melissa.g.hernandez@sfgov.org>
Subject: Fwd: Kaiser experience

This message is from outside the City email system. Do not open links or attachments from untrusted sources.

Hi John,

I'd like to submit this email for the record for Item #2 on today's Oct 21, GAO hearing:

[Hearing - Kaiser Permanente - Behavioral Health Services]

Sponsor: Chan

Hearing regarding the availability of behavioral health services provided by Kaiser Permanente in the San Francisco Bay Area and California, including, but not limited to, patient wait times for initial appointments, length of wait time between visits, efficacy of telehealth medicine, and access to follow up care; and requesting the Health Service System to report.

Best,

JOHN AVALOS, MSW

Assistant Director of Political and Community Organizing

National Union of Healthcare Workers

javalos@nuhw.org

Phone: 415-359-8367

Pronouns: He/Him/His

----- Forwarded message -----

From: **katie cugno** <katiecugno@gmail.com>

Date: Thu, Oct 21, 2021 at 10:36 AM

Subject: Kaiser experience

To: <javalos@nuhw.org>

Hi John, I just saw the email from the union; I lost my position at CCSF after spring 2020, and recently lost the healthcare through Kaiser that the union had been able to extend to those laid off during the pandemic at first. My experience was from the time during which I was still insured. I am not able to call in for comment, but if it's useful, see my responses to the questions posed below.

Thanks and good luck,

Katie

Kaiser claims that patients can get non-urgent mental health appointments within the ten business day legal standard.

- Is that your experience?-- **No.**
- How long have you had to wait to get mental health care from Kaiser?-- **I waited multiple weeks for a call back for intake, then more weeks for a list of 6 or 7 potential providers that I had to call in order to see if they had availability, none of whom did even though I called as soon as I received those contacts.**
- How have difficulties accessing care impacted your recovery, or treatment? your community? your job or family? **Substantially. It is exponentially more difficult for someone who desperately needs mental health care to receive it if it is so difficult to get started in the first place. It seems not only illogical but also unethical to require someone in need of mental health services to have to work so hard to get it, or wait so long.**
- Have you had difficulty navigating the intake and assessment process for mental health care? **Not so much as getting actual care for the diagnosis.**
- Have difficulties led you to give up seeking care from Kaiser or seek care elsewhere? **Yes, I gave up, and I do not have the means to seek care elsewhere.**
- Have you or anyone you know sought mental health care from city-funded services even though you are a Kaiser member? **No.**

From: [Cherie Fehrman](#)
To: [Board of Supervisors, \(BOS\)](#)
Subject: Lake Street Slow Street Issue
Date: Wednesday, October 20, 2021 10:33:51 AM

This message is from outside the City email system. Do not open links or attachments from untrusted sources.

I am addressing this message primarily to Supervisors Stefani and Chan since I have been unable to locate individual email addresses for them. If possible could this be forwarded to each of them in the hope that some action can be taken to ameliorate this problem.

We have lived on California Street near Lake Street for more than 40 years. As you know, the MTA has designated Lake Street as a Slow Street during the Pandemic. While at certain times and days there are people who do walk/run/ride down the center of the street, most of the time the usage is very, very light. We walk on the sidewalk down lake street on most days and see very little use of the street by walkers on weekdays although more people do use it on weekends. During the pandemic lockdown it may have made sense to make Lake a slow street but today it has a negative impact on those of us who live on California. Why? Because of the amount of traffic now forced onto California at a time when two of the lanes on California have been removed. Now there is a constant stream of backed-up traffic which is impacting our health. We now have black soot entering our home from what sometimes seems an endless stream of idling cars. This has only happened since the traffic was forced onto California Street. We have health conditions which are being worsened by this, namely COPD, asthma and severe allergies. Since people who live in the area have plenty of access to Mountain Lake Park and the GGNA Presidio, it seems not only selfish but unnecessary to permanently name Lake as a slow street to the detriment of people living on California.

One of our neighbors has been tracking the traffic on Lake Street and has stated that on many days, you can scan the mile between Arguello and 28th Avenue and see no more than a couple of people. In fact, there are often more scofflaws than people. About 10 days ago, our neighbor posted on NextDoor photos of an almost completely empty Lake Street and suggested that the Slow Street relic of the Pandemic should be reviewed.

The comments of hundreds of Lake Street neighbors on NextDoor revealed that the vast majority of voters in our area are dissatisfied with the Slow Street status quo. There are, to be sure, some who would prefer just to outlaw cars in the City and quite a few who would simply kill the Slow Streets program. Neither extreme is necessary. We also know that not everybody is going to agree on everything, whatever it is. One of our neighbors in the East Lake Street area, has proposed a compromise which is worthy of your consideration. Since, post-Pandemic, most of the usage of the slow version of Lake Street is on weekends, perhaps Lake Street could be kept Slow on weekends and returned to its prior state on weekdays, with clearly marked bike lanes and wide sidewalks. There is plenty of precedent for multiple differing regulations of traffic depending on time and day, e.g. left turn prohibitions on Divisadero at certain times but not on certain days. In a good compromise, nobody gets all of what is desired but everyone maintains a stake in the system and lives within it. I would hope that you would give this concept serious consideration, Our health is at stake and we are very concerned about the long-term ramifications of this excess traffic on California Street.

Sincerely,

Cherie Fehrman
Concerned Voter

From: [Board of Supervisors, \(BOS\)](#)
To: [BOS-Supervisors](#)
Cc: [Calvillo, Angela \(BOS\)](#); [Mchugh, Eileen \(BOS\)](#); [Ng, Wilson \(BOS\)](#); [Somera, Alisa \(BOS\)](#); [Laxamana, Junko \(BOS\)](#)
Subject: FW: Hunger strike re. dangerous conditions, abuse at 988 Howard Street
Date: Monday, October 18, 2021 3:51:00 PM

From: Mary Savannah <westcoastembers@yahoo.com>
Sent: Sunday, October 17, 2021 8:55 PM
To: Moore, Jamie (DPH) <jamie.moore@sfdph.org>; Rosenberg, Dana (HSA) <dana.rosenberg@sfgov.org>; Rykowski, Maggie (DPH) <maggie.rykowski@sfdph.org>; Dowling, Teri (DPH) <teri.dowling@sfdph.org>; tfriend01 <tfriend@sfbar.org>; Angie Brown <abrown@conard.org>; Anne. Quaintance <anne.quaintance@conard.org>; Louise Foo <louise@conard.org>; natalia@conard.org; Huie, Sophia (DPH) <sophia.huie@sfdph.org>; Haneystaff (BOS) <haneystaff@sfgov.org>; Board of Supervisors, (BOS) <board.of.supervisors@sfgov.org>; Bobba, Naveena (DPH) <naveena.bobba@sfdph.org>; Colfax, Grant (DPH) <grant.colfax@sfdph.org>; HSA Webmaster (HSA) <hsawebmaster@sfgov.org>; District Attorney, (DAT) <districtattorney@sfgov.org>; SFDA-Victim Services <victimservices@sfgov.org>; Ethics Commission, (ETH) <ethics.commission@sfgov.org>; Thompson, Cordell (HOM) <cordell.thompson@sfgov.org>; Black, Dedria (HOM) <dedria.black@sfgov.org>; Abbott, Kerry (HOM) <kerry.abbott@sfgov.org>; Haddix, Lindsay (HOM) <lindsay.haddix@sfgov.org>; Wohlers, Robert (DBI) <robert.wohlers@sfgov.org>; Arevalo, Roberto (DPH) <roberto.arevalo@sfdph.org>; Adr <adr@sfbar.org>; Robertshaw, Linda (HSA) <linda.robertshaw@sfgov.org>; erin.stone@sfchronicle.com; legal@evictiondefense.org; SOTF, (BOS) <sotf@sfgov.org>; Kunins, Hillary (DPH) <hillary.kunins@sfdph.org>; DBICUSTOMERSERVICE, DBI (DBI) <dbicustomerservice@sfgov.org>; Jennifer Wood <jwood@jsco.net>
Cc: Turner, Joe (DPH) <joe.turner@sfdph.org>; Chatfield, Garrett (DPH) <garrett.chatfield@sfdph.org>
Subject: Hunger strike re. dangerous conditions, abuse at 988 Howard Street

This message is from outside the City email system. Do not open links or attachments from untrusted sources.

To the CC'd parties,

As of the evening of Sunday, October 17th 2021, I am on a hunger strike to compel San Francisco's myriad departments and social services entities to actually engage with each other to provide me with safe, accessible and non-abusive housing.

Just about every department in the City has been made aware of my several years' worth of desperate complaints - yet still I languish in the particularly hellish and abusive Plaza Apartments.

As I anxiously wait weeks for my insurance to consent to the medical care I require out-of-county, I continue to experience the horrors of my tenancy at 988 Howard Street. I simply

cannot come back to this godforsaken building after my hospital stay and be able to remain healthy.

The John Stewart Company, to say nothing of the Department of Public Health (including Environmental Health and our on-site DPH nurse) refuse to take seriously *my* right to breathe vs. what smoking tenants are "allowed to do."

Nevermind the John Stewart Company was fined by HUD for this exact issue (refusing to provide smoke-free units) in yet another San Francisco building it poverty pimps.

<https://avanan.url-protection.com/v1/url?o=https%3A//www.sfgate.com/news/article/SF-company-agrees-to-pay-12K-in-housing-12998530.php&g=ZmZmNjRjZTIzMTRjODAzYWw=&h=MjkxOGQzZDYwZDJhYTY0ZTQ1NDBINGRhMDFkYTYyYzZhY2NjMDIxYWRmMmY1ZWQ3YTQwOTJjOGQzMWM2MGVzMg==&p=YXAzOnNmZHQyOmF2YW5hbGpvcOmU1ZWJlMmJjZDcwMWlyZWVmMWE3ODk2N2MzZTNiOGNiOnYxOnQ=>

My Fair Housing rights and my ADA rights are perpetually violated as an asthmatic, as a person with PTSD, as a person with profound cognitive and learning disabilities, and as a person with multiple physical disabilities. This is not an exhaustive list of the ongoing rights violations or my known disabilities, either.

The John Stewart Company, the Department of Public Health, the Department of Homelessness and Supportive Housing, Conard House Case Management, Adult Protective Services and multiple law enforcement entities have all been negligent regarding my health and safety complaints.

Here is a small part of my response to a City employee asking me if I've requested that the Department of Homelessness and Supportive Housing relocate me:

"...(As) I have explicitly stated to you before, I am not going to go to my abusers and ask them to pretty please stop abusing me.

The Dept. of Homelessness and Supportive Housing is every bit as corrupt as the John Stewart Company and Conard House are.

Even regarding a very recent event: I did not hear *one peep* out of HSH regarding the urine water pouring through my bathroom ceiling, though I called 311 - they said they knew it was an emergency and would get someone 'official' from HSH over here immediately. That never happened. I waited all weekend around (extra) dangerous conditions in my apartment.

Tenants are allowed to threaten to kill me. Tenants are allowed to deal drugs right out of their units, slowly killing themselves and our neighbors in the process. Everyone knows who these dealers are, yet no one does anything about it.

Tenants are permitted to be extremely unsafe with, and even abusive towards, their animals. This is one of my worst sources of PTSD triggers right now.

I am suicidal due to the systemic abuse of over 100 impoverished, disabled adults and many innocent pets that had the misfortune of being chosen by terrible owners.

So you ask me if I asked the entity which is running this whole racket if they will 'move me' from the supposedly best HSH building, to the exact same or even worse physical and mental conditions elsewhere? Why no, no I have not."

I know better than to ask anyone from the Department of Homelessness and Supportive Housing to do anything about anything. In the rare instances when I have miraculously caught an HSH staffer via email or by phone, I am consistently told I will "hear back re. X issue" and I never have. Not once.

I write this email to demand for the John Stewart Company to 1. provide actually safe and accessible living conditions, and 2. for the rest of you to ensure this actually happens.

I am forced to deal with animal waste in common pathways and under my wheels; cigarette smoke and terrible/ non-existent ventilation; death threats and attempted assault by another tenant still fully permitted (encouraged, frankly) to keep harassing me; front desk staff who chronically lie to our faces and are psychologically abusive towards me and other tenants; fraud regarding our rent/ where our money actually goes; and Medi-Cal insurance fraud. Once again, the list goes on.

Until I am made whole by my perfectly reasonable demand for safe and accessible housing with non-abusive staff interfacing with tenants - something *all tenants* should be able to expect in any permanent supportive housing building - I will not eat.

I am not asking to move to another HSH building! I'm disabled, not daft, I know exactly what to expect from HSH's sadistic brand of "housing"- to say nothing of HSH's crystal clear awareness of the John Stewart Company's unethical and illegal business practices, while still working with them as "community partners." What horseshit is this?! So no, I am not asking for - nor consenting to be - continuously trapped in this criminal racket.

I need for social services agencies to get me the hell to safety - and then double down on rescuing all of the neighbors I will be forced to leave behind. "Social services agencies" excludes Conard House, a non-profit which is yet another "community partner"/ co-conspirator of the John Stewart Company's crimes.

Frankly it's hideous a disabled, impoverished person screaming for help for YEARS is reduced to a hunger strike. What's especially awful is, I am not the first hunger striker regarding San Francisco slumlord housing concerns.

Sincerely,
Mary Rogus
WestCoastEmbers@Yahoo.com
(415) 846-6493

CC: legal, media

From: [Board of Supervisors, \(BOS\)](#)
To: [BOS-Supervisors](#)
Cc: [Calvillo, Angela \(BOS\)](#); [Mchugh, Eileen \(BOS\)](#); [Ng, Wilson \(BOS\)](#); [Somera, Alisa \(BOS\)](#); [Laxamana, Junko \(BOS\)](#)
Subject: Public Correspondence regarding rent controlled units
Date: Thursday, October 21, 2021 5:08:00 PM
Attachments: [30 letters preserve rent-controlled units.pdf](#)

Dear Supervisors,

Attached are 30 letters regarding rent-controlled units.

Regards,

Richard Lagunte

Board of Supervisors - Clerk's Office

1 Dr. Carlton B. Goodlett Place, Room 244

San Francisco, CA 94102

P (415) 554-7709 | F (415) 554-5163

richard.lagunte@sfgov.org | www.sfbos.org

Pronouns: he, him, his

From: [Kelila Krantz](#)
To: [Tanner, Rachael \(CPC\)](#); [Chan, Deland \(CPC\)](#); [Fung, Frank \(CPC\)](#); [Koppel, Joel \(CPC\)](#); [Moore, Kathrin \(CPC\)](#); [Diamond, Susan \(CPC\)](#); [Imperial, Theresa \(CPC\)](#)
Cc: [Board of Supervisors, \(BOS\)](#); [BOS-Legislative Aides](#); westsidecommunitycoalition@gmail.com
Subject: Preserve rent-controlled units in D1!
Date: Thursday, October 21, 2021 11:05:55 AM

This message is from outside the City email system. Do not open links or attachments from untrusted sources.

Hello,

My name is Kelila and I live in District 5 and I am a supporter of Westside Community Coalition.

I urge you to reject the proposed demolition at 230 Anza Street because San Francisco needs to protect its rent-controlled units. Instead, please direct the sponsor to complete renovations on the property and bring the building up to code with two habitable, rent-controlled units that our city and the Westside desperately needs.

With hundreds of rent-controlled apartments losing protected status, rising housing prices, and the continued displacement of families on the westside, it's critical that we preserve these units. Projects like this that could replace rent-controlled units with market rate housing will not only enrich developers, but also make the cost of housing increasingly prohibitive for renters and working families. We cannot set a precedent that would allow owners to neglect properties so that they or a future owner would be able to demolish deteriorated properties for maximum profit instead of maintaining the original, invaluable units of rent-controlled housing.

I join my community and the Westside Community Coalition, Westside Tenants Association, and Richmond District Rising in demanding that the Planning Commission prioritize bringing rent controlled units up to code to provide the safe and stable housing our community needs, not tear it down to build luxury housing. Thank you!"

Regards,
Kelila 94122

From: [Kelila Krantz](#)
To: [Tanner, Rachael \(CPC\)](#); [Chan, Deland \(CPC\)](#); [Fung, Frank \(CPC\)](#); [Koppel, Joel \(CPC\)](#); [Moore, Kathrin \(CPC\)](#); [Diamond, Susan \(CPC\)](#); [Imperial, Theresa \(CPC\)](#)
Cc: [Board of Supervisors, \(BOS\)](#); [BOS-Legislative Aides](#); westsidecommunitycoalition@gmail.com
Subject: Preserve rent-controlled units in D5!
Date: Thursday, October 21, 2021 10:09:43 AM

This message is from outside the City email system. Do not open links or attachments from untrusted sources.

Hello,

My name is Kelila and I live in District 5. I am a supporter of the Westside Community Coalition.

I urge you to reject the proposed demolition at 1268 17th Ave because San Francisco needs to protect its rent-controlled units, not encourage speculative upscaling of properties that threaten the affordability of housing on the Westside.

With hundreds of rent-controlled apartments losing protected status, rising housing prices, and the continued displacement of families on the Westside, it's critical that we preserve these units. Projects like this that would enable the replacement of two existing rent-controlled units with three upscaled units will not only enrich developers, but also make the cost of housing increasingly prohibitive for renters and working families.

I join my community and the Westside Community Coalition, Westside Tenants Association, and Richmond District Rising in demanding that the Planning Commission prioritize bringing rent controlled units up to code to provide the safe and stable housing our community needs, not tear it down to build luxury housing. Thank you!"

Regards,
Kelila 94122

From: [Anna Dagum](#)
To: [Koppel, Joel \(CPC\)](#); [Moore, Kathrin \(CPC\)](#); [Chan, Deland \(CPC\)](#); [Diamond, Susan \(CPC\)](#); [Fung, Frank \(CPC\)](#); [Imperial, Theresa \(CPC\)](#); [Tanner, Rachael \(CPC\)](#)
Cc: [Board of Supervisors, \(BOS\)](#); [BOS-Legislative Aides](#); westsidecommunitycoalition@gmail.com
Subject: Preserve rent-controlled units in D1!
Date: Thursday, October 21, 2021 9:59:53 AM

This message is from outside the City email system. Do not open links or attachments from untrusted sources.

Good morning,

My name is Anna Dagum. I live in District 4 and I am a supporter of Westside Community Coalition.

I urge you to reject the proposed demolition at 230 Anza Street because San Francisco needs to protect its rent-controlled units. Instead, please direct the sponsor to complete renovations on the property and bring the building up to code with two habitable, rent-controlled units that our city and the Westside desperately needs.

Think about how the displacement of these families will affect them and our community. Rent-controlled units are essential for keeping us in our homes and maintaining the integrity of the westside.

With hundreds of rent-controlled apartments losing protected status, rising housing prices, and the continued displacement of families on the westside, it's critical that we preserve these units. Projects like this that could replace rent-controlled units with market rate housing will not only enrich developers, but also make the cost of housing increasingly prohibitive for renters and working families. We cannot set a precedent that would allow owners to neglect properties so that they or a future owner would be able to demolish deteriorated properties for maximum profit instead of maintaining the original, invaluable units of rent-controlled housing.

I join my community and the Westside Community Coalition, Westside Tenants Association, and Richmond District Rising in demanding that the Planning Commission prioritize bringing rent controlled units up to code to provide the safe and stable housing our community needs, not tear it down to build luxury housing.

Thank you!

Anna
94122

From: [Anna Dagum](#)
To: [Koppel, Joel \(CPC\)](#); [Moore, Kathrin \(CPC\)](#); [Chan, Deland \(CPC\)](#); [Diamond, Susan \(CPC\)](#); [Fung, Frank \(CPC\)](#); [Imperial, Theresa \(CPC\)](#); [Tanner, Rachael \(CPC\)](#)
Cc: [Board of Supervisors, \(BOS\)](#); [BOS-Legislative Aides](#); westsidecommunitycoalition@gmail.com
Subject: Preserve rent-controlled units in D5!
Date: Thursday, October 21, 2021 9:53:18 AM

This message is from outside the City email system. Do not open links or attachments from untrusted sources.

Good morning,

My name is Anna Dagum. I live in District 4 and I am a supporter of Westside Community Coalition.

I urge you to reject the proposed demolition at 1268 17th Ave because San Francisco needs to protect its rent-controlled units, not encourage speculative upscaling of properties that threaten the affordability of housing on the Westside.

Please protect rent-controlled units and keep families in their homes and communities.

Thank you,
Anna

From: [Paloma Hernandez](#)
To: [Koppel, Joel \(CPC\)](#); [Moore, Kathrin \(CPC\)](#); [Chan, Deland \(CPC\)](#); [Diamond, Susan \(CPC\)](#); [Fung, Frank \(CPC\)](#); [Imperial, Theresa \(CPC\)](#); [Tanner, Rachael \(CPC\)](#)
Cc: [Board of Supervisors, \(BOS\)](#); [BOS-Legislative Aides](#); [Westside Community Coalition](#)
Subject: Please preserve rent-controlled housing in D5!
Date: Wednesday, October 20, 2021 5:12:07 PM

This message is from outside the City email system. Do not open links or attachments from untrusted sources.

Dear Planning Commision,

My name is Paloma Hernandez. I am emailing as a resident of District 4 and proud member of Westside Community Coalition.

I urge you to reject the proposed demolition at 230 Anza Street because San Francisco needs to protect its rent-controlled units. Instead, please direct the sponsor to complete renovations on the property and bring the building up to code with two habitable, rent-controlled units that our city and the Westside desperately needs.

Rent-controlled housing is a key player in my vision of an inclusive, welcoming Westside. Without intentionality around affordability, the Westside will continue to price out Brown, Black, and working class families.

I join my community and the Westside Community Coalition--as well as partner orgs Westside Tenants Association and Richmond District Rising--in demanding that the Planning Commission prioritize bringing rent-controlled units up to code to provide the safe and stable housing our community needs.

Best,
Paloma Hernandez
24122

From: [Paloma Hernandez](#)
To: [Koppel, Joel \(CPC\)](#); [Moore, Kathrin \(CPC\)](#); [Chan, Deland \(CPC\)](#); [Diamond, Susan \(CPC\)](#); [Fung, Frank \(CPC\)](#); [Imperial, Theresa \(CPC\)](#); [Tanner, Rachael \(CPC\)](#)
Cc: [Board of Supervisors, \(BOS\)](#); [BOS-Legislative Aides](#); [Westside Community Coalition](#)
Subject: Please preserve rent-controlled housing in D5!
Date: Wednesday, October 20, 2021 5:12:05 PM

This message is from outside the City email system. Do not open links or attachments from untrusted sources.

Dear Planning Commision,

My name is Paloma Hernandez. I am emailing as a resident of District 4 and proud member of Westside Community Coalition.

I urge you to reject the proposed demolition at 1268 17th Ave. San Francisco needs to put rent-controlled housing before the speculative upscaling of properties that threaten the affordability of housing on the Westside.

Rent-controlled housing is a key player in my vision of an inclusive, welcoming Westside. Without intentionality around affordability, the Westside will continue to price out Brown, Black, and working class families.

I join my community and the Westside Community Coalition--as well as partner orgs Westside Tenants Association and Richmond District Rising--in demanding that the Planning Commission prioritize bringing rent-controlled units up to code to provide the safe and stable housing our community needs.

Best,
Paloma Hernandez
24122

From: [Steve Leeds](#)
To: [Moore, Kathrin \(CPC\)](#); [Chan, Deland \(CPC\)](#); [Diamond, Susan \(CPC\)](#); [Fung, Frank \(CPC\)](#); [Imperial, Theresa \(CPC\)](#); [Koppel, Joel \(CPC\)](#); [Tanner, Rachael \(CPC\)](#)
Cc: [Board of Supervisors, \(BOS\)](#); [Westside Community Coalition](#); [PrestonStaff \(BOS\)](#)
Subject: Preserve rent-controlled units my neighborhood in D5!
Date: Wednesday, October 20, 2021 3:01:37 PM

This message is from outside the City email system. Do not open links or attachments from untrusted sources.

Dear Planning Commissioners:

My name is Steve Leeds and I have lived in District 5 for 43+ years. I am a member of Westside Community Coalition, Westside Tenants Association, and a supporter of Richmond District Rising.

I urge you to reject the proposed demolition at 1268 17th Ave because San Francisco needs to protect and strengthen rent-controlled units, not encourage speculative upscaling of properties that threaten the affordability of housing on the Westside. Over the years in this area, I've seen many rent controlled units lost, forcing tenants to leave, rising rents, and negatively impacting our community and neighborhood.

With hundreds, well thousands throughout San Francisco, of rent-controlled apartments losing protected status, rising housing prices, and the continued displacement of families on the Westside, it's critical that we preserve these units. Projects like this that would enable the replacement of two existing rent-controlled units with three upscaled units will not only enrich developers, but also make the cost of housing increasingly prohibitive for renters and working families.

I join my neighbors, my community, and the Westside Community Coalition, Westside Tenants Association, and Richmond District Rising in demanding that the Planning Commission prioritize bringing rent controlled units up to code to provide the safe and stable housing our community needs, not tear it down to build luxury housing. Thank you!

Regards,

Steve Leeds
Inner Sunset - D5
94122

From: [Steve Leeds](#)
To: [Koppel, Joel \(CPC\)](#); [Moore, Kathrin \(CPC\)](#); [Chan, Deland \(CPC\)](#); [Diamond, Susan \(CPC\)](#); [Fung, Frank \(CPC\)](#); [Imperial, Theresa \(CPC\)](#); [Tanner, Rachael \(CPC\)](#)
Cc: [Board of Supervisors, \(BOS\)](#); [BOS-Legislative Aides](#); [Westside Community Coalition](#)
Subject: Preserve rent-controlled units in D1!
Date: Wednesday, October 20, 2021 3:01:26 PM

This message is from outside the City email system. Do not open links or attachments from untrusted sources.

Dear Planning Commissioners:

My name is Steve Leeds, a resident of the Inner Sunset for 43+ years, a member of the Westside Community Coalition, Westside Tenants Association, and a supporter of Richmond District Rising efforts in the Richmond.

I urge you to reject the proposed demolition at 230 Anza Street because San Francisco needs to protect and strengthen its rent-controlled units. Instead, please direct the sponsor to complete renovations on the property and bring the building up to code with two habitable, rent-controlled units that our city and the Westside desperately needs.

The housing situation on the Westside and throughout San Francisco is dire. With hundreds of rent-controlled apartments losing protected status, rising housing prices, and the continued displacement of families on the westside, it's critical that we preserve these units. Projects like this that could replace rent-controlled units with market rate housing will not only enrich developers, but also make the cost of housing increasingly prohibitive for renters and working families. We cannot set a precedent that would allow owners to neglect properties so that they or a future owner would be able to demolish deteriorated properties for maximum profit instead of maintaining the original, invaluable units of rent-controlled housing.

I join my neighbors across the park in the Richmond District and the Westside Community Coalition, Westside Tenants Association, and Richmond District Rising in demanding that the Planning Commission prioritize bringing rent controlled units up to code to provide the safe and stable housing our community needs, not tear it down to build luxury housing.

Thank you.

Sincerely,

Steve Leeds
Inner Sunset - D5
94122

From: [Steve Leeds](#)
To: [Koppel, Joel \(CPC\)](#); [Moore, Kathrin \(CPC\)](#); [Chan, Deland \(CPC\)](#); [Diamond, Susan \(CPC\)](#); [Fung, Frank \(CPC\)](#); [Imperial, Theresa \(CPC\)](#); [Tanner, Rachael \(CPC\)](#)
Cc: [Board of Supervisors, \(BOS\)](#); [BOS-Legislative Aides](#); [Westside Community Coalition](#)
Subject: Preserve rent-controlled units in D1!
Date: Wednesday, October 20, 2021 3:01:22 PM

This message is from outside the City email system. Do not open links or attachments from untrusted sources.

Dear Planning Commissioners:

My name is Steve Leeds, a resident of the Inner Sunset for 43+ years, a member of the Westside Community Coalition, Westside Tenants Association, and a supporter of Richmond District Rising efforts in the Richmond.

I urge you to reject the proposed demolition at 230 Anza Street because San Francisco needs to protect and strengthen its rent-controlled units. Instead, please direct the sponsor to complete renovations on the property and bring the building up to code with two habitable, rent-controlled units that our city and the Westside desperately needs.

The housing situation on the Westside and throughout San Francisco is dire. With hundreds of rent-controlled apartments losing protected status, rising housing prices, and the continued displacement of families on the westside, it's critical that we preserve these units. Projects like this that could replace rent-controlled units with market rate housing will not only enrich developers, but also make the cost of housing increasingly prohibitive for renters and working families. We cannot set a precedent that would allow owners to neglect properties so that they or a future owner would be able to demolish deteriorated properties for maximum profit instead of maintaining the original, invaluable units of rent-controlled housing.

I join my neighbors across the park in the Richmond District and the Westside Community Coalition, Westside Tenants Association, and Richmond District Rising in demanding that the Planning Commission prioritize bringing rent controlled units up to code to provide the safe and stable housing our community needs, not tear it down to build luxury housing.

Thank you.

Sincerely,

Steve Leeds
Inner Sunset - D5
94122

From: [Reid Meador](#)
To: [Koppel, Joel \(CPC\)](#); [Moore, Kathrin \(CPC\)](#); [Chan, Deland \(CPC\)](#); [Diamond, Susan \(CPC\)](#); [Fung, Frank \(CPC\)](#); [Imperial, Theresa \(CPC\)](#); [Tanner, Rachael \(CPC\)](#)
Cc: [Board of Supervisors, \(BOS\)](#); [BOS-Legislative Aides](#); westsidecommunitycoalition@gmail.com
Subject: Preserve rent-controlled units in D1!
Date: Wednesday, October 20, 2021 2:55:06 PM

This message is from outside the City email system. Do not open links or attachments from untrusted sources.

My name is Reid. I live in District 1 and work in District 15. I am a supporter of Westside Community Coalition.

I urge you to reject the proposed demolition at 230 Anza because San Francisco needs to protect its rent-controlled units, not encourage speculative upscaling of properties that threaten the affordability of housing on the Westside.

With hundreds of rent-controlled apartments losing protected status, rising housing prices, and the continued displacement of families on the Westside, it's critical that we preserve these units. Projects like this that would enable the replacement of two existing rent-controlled units with three upscaled units will not only enrich developers, but also make the cost of housing increasingly prohibitive for renters and working families.

I join my community and the Westside Community Coalition, Westside Tenants Association, and Richmond District Rising in demanding that the Planning Commission prioritize bringing rent controlled units up to code to provide the safe and stable housing our community needs, not tear it down to build luxury housing. Thank you!

Best,
Reid
94121

--

Reid Meador
(she/they)
Worker-Owner

Other Avenues Grocery Cooperative
San Francisco, CA
415.661.7475
www.otheravenues.coop



healthy business*healthy people*healthy planet

From: [Reid Meador](#)
To: [Koppel, Joel \(CPC\)](#); [Moore, Kathrin \(CPC\)](#); [Chan, Deland \(CPC\)](#); [Diamond, Susan \(CPC\)](#); [Fung, Frank \(CPC\)](#); [Imperial, Theresa \(CPC\)](#); [Tanner, Rachael \(CPC\)](#)
Cc: [Board of Supervisors, \(BOS\)](#); [BOS-Legislative Aides](#); westsidecommunitycoalition@gmail.com
Subject: Preserve rent-controlled units in D1!
Date: Wednesday, October 20, 2021 2:55:04 PM

This message is from outside the City email system. Do not open links or attachments from untrusted sources.

My name is Reid. I live in District 1 and work in District 15. I am a supporter of Westside Community Coalition.

I urge you to reject the proposed demolition at 230 Anza because San Francisco needs to protect its rent-controlled units, not encourage speculative upscaling of properties that threaten the affordability of housing on the Westside.

With hundreds of rent-controlled apartments losing protected status, rising housing prices, and the continued displacement of families on the Westside, it's critical that we preserve these units. Projects like this that would enable the replacement of two existing rent-controlled units with three upscaled units will not only enrich developers, but also make the cost of housing increasingly prohibitive for renters and working families.

I join my community and the Westside Community Coalition, Westside Tenants Association, and Richmond District Rising in demanding that the Planning Commission prioritize bringing rent controlled units up to code to provide the safe and stable housing our community needs, not tear it down to build luxury housing. Thank you!

Best,
Reid
94121

--

Reid Meador
(she/they)
Worker-Owner

Other Avenues Grocery Cooperative
San Francisco, CA
415.661.7475
www.otheravenues.coop



healthy business*healthy people*healthy planet

From: [Reid Meador](#)
To: [Koppel, Joel \(CPC\)](#); [Moore, Kathrin \(CPC\)](#); [Chan, Deland \(CPC\)](#); [Diamond, Susan \(CPC\)](#); [Fung, Frank \(CPC\)](#); [Imperial, Theresa \(CPC\)](#); [Tanner, Rachael \(CPC\)](#)
Cc: [Board of Supervisors, \(BOS\)](#); [BOS-Legislative Aides](#); westsidecommunitycoalition@gmail.com
Subject: Preserve rent-controlled units in D5!
Date: Wednesday, October 20, 2021 2:54:28 PM

This message is from outside the City email system. Do not open links or attachments from untrusted sources.

My name is Reid. I live in District 1 and work in District 15. I am a supporter of Westside Community Coalition.

I urge you to reject the proposed demolition at 1268 17th Ave because San Francisco needs to protect its rent-controlled units, not encourage speculative upscaling of properties that threaten the affordability of housing on the Westside.

With hundreds of rent-controlled apartments losing protected status, rising housing prices, and the continued displacement of families on the Westside, it's critical that we preserve these units. Projects like this that would enable the replacement of two existing rent-controlled units with three upscaled units will not only enrich developers, but also make the cost of housing increasingly prohibitive for renters and working families.

I join my community and the Westside Community Coalition, Westside Tenants Association, and Richmond District Rising in demanding that the Planning Commission prioritize bringing rent controlled units up to code to provide the safe and stable housing our community needs, not tear it down to build luxury housing. Thank you!

Best,
Reid
94122

--

Reid Meador
(she/they)
Worker-Owner

Other Avenues Grocery Cooperative
San Francisco, CA
415.661.7475
www.otheravenues.coop



healthy business*healthy people*healthy planet

From: [Reid Meador](#)
To: [Koppel, Joel \(CPC\)](#); [Moore, Kathrin \(CPC\)](#); [Chan, Deland \(CPC\)](#); [Diamond, Susan \(CPC\)](#); [Fung, Frank \(CPC\)](#); [Imperial, Theresa \(CPC\)](#); [Tanner, Rachael \(CPC\)](#)
Cc: [Board of Supervisors, \(BOS\)](#); [BOS-Legislative Aides](#); westsidecommunitycoalition@gmail.com
Subject: Preserve rent-controlled units in D5!
Date: Wednesday, October 20, 2021 2:54:28 PM

This message is from outside the City email system. Do not open links or attachments from untrusted sources.

My name is Reid. I live in District 1 and work in District 15. I am a supporter of Westside Community Coalition.

I urge you to reject the proposed demolition at 1268 17th Ave because San Francisco needs to protect its rent-controlled units, not encourage speculative upscaling of properties that threaten the affordability of housing on the Westside.

With hundreds of rent-controlled apartments losing protected status, rising housing prices, and the continued displacement of families on the Westside, it's critical that we preserve these units. Projects like this that would enable the replacement of two existing rent-controlled units with three upscaled units will not only enrich developers, but also make the cost of housing increasingly prohibitive for renters and working families.

I join my community and the Westside Community Coalition, Westside Tenants Association, and Richmond District Rising in demanding that the Planning Commission prioritize bringing rent controlled units up to code to provide the safe and stable housing our community needs, not tear it down to build luxury housing. Thank you!

Best,
Reid
94122

--

Reid Meador
(she/they)
Worker-Owner

Other Avenues Grocery Cooperative
San Francisco, CA
415.661.7475
www.otheravenues.coop



healthy business*healthy people*healthy planet

From: [Leslie Roffman](#)
To: [Koppel, Joel \(CPC\)](#); [Moore, Kathrin \(CPC\)](#); [Chan, Deland \(CPC\)](#); [Diamond, Susan \(CPC\)](#); [Fung, Frank \(CPC\)](#); [Imperial, Theresa \(CPC\)](#); [Tanner, Rachael \(CPC\)](#)
Cc: [Board of Supervisors, \(BOS\)](#); [BOS-Legislative Aides](#); [Westside Community Coalition](#)
Subject: Preserve rent-controlled units in D1!
Date: Wednesday, October 20, 2021 2:31:14 PM

This message is from outside the City email system. Do not open links or attachments from untrusted sources.

My name is Leslie Roffman. I live in District 4. I am a member of Westside Community Coalition, Faith in Action Bay Area and Westside Tenants Association, and a supporter of Richmond District Rising.

I urge you to reject the proposed demolition at 230 Anza Street because San Francisco needs to protect its rent-controlled units, not encourage speculative upscaling of properties that threaten the affordability of housing on the Westside.

As an early childhood educator, one of the lowest paid professions, for 30 years I counted on affordable rental housing for me and my daughter. Eventually, I was able to become a co-homeowner. Now, I see my educator daughter, her public service friends and colleagues, other family members and friends' children struggling to find affordable, stable housing in San Francisco, and most leave. The Planning Commission's decisions are not neutral, and this is especially true in this case. If we want to preserve a diverse city and move towards equity and housing dignity for all, each time you make a decision, you must ask yourselves who benefits and who will be harmed.

With hundreds of rent-controlled apartments losing protected status, rising housing prices, and the continued displacement of families on the Westside, it's critical that we preserve these units. Projects like this that would enable the replacement of two existing rent-controlled units with three upscaled units will not only enrich developers, but also make the cost of housing increasingly prohibitive for renters and working families.

I join my community and the Westside Community Coalition, Westside Tenants Association, and Richmond District Rising in demanding that the Planning Commission prioritize bringing rent controlled units up to code to provide the safe and stable housing our community needs, not tear it down to build luxury housing. Thank you!

Leslie Roffman
94116

--

Leslie Roffman
leslier@littleschool.org
415-265-1584

From: [Leslie Roffman](#)
To: [Koppel, Joel \(CPC\)](#); [Moore, Kathrin \(CPC\)](#); [Chan, Deland \(CPC\)](#); [Diamond, Susan \(CPC\)](#); [Fung, Frank \(CPC\)](#); [Imperial, Theresa \(CPC\)](#); [Tanner, Rachael \(CPC\)](#)
Cc: [Board of Supervisors, \(BOS\)](#); [BOS-Legislative Aides](#); [Westside Community Coalition](#)
Subject: Preserve rent-controlled units in D1!
Date: Wednesday, October 20, 2021 2:30:25 PM

This message is from outside the City email system. Do not open links or attachments from untrusted sources.

My name is Leslie Roffman. I live in District 4. I am a member of Westside Community Coalition, Faith in Action Bay Area and Westside Tenants Association, and a supporter of Richmond District Rising.

I urge you to reject the proposed demolition at 230 Anza Street because San Francisco needs to protect its rent-controlled units, not encourage speculative upscaling of properties that threaten the affordability of housing on the Westside.

As an early childhood educator, one of the lowest paid professions, for 30 years I counted on affordable rental housing for me and my daughter. Eventually, I was able to become a co-homeowner. Now, I see my educator daughter, her public service friends and colleagues, other family members and friends' children struggling to find affordable, stable housing in San Francisco, and most leave. The Planning Commission's decisions are not neutral, and this is especially true in this case. If we want to preserve a diverse city and move towards equity and housing dignity for all, each time you make a decision, you must ask yourselves who benefits and who will be harmed.

With hundreds of rent-controlled apartments losing protected status, rising housing prices, and the continued displacement of families on the Westside, it's critical that we preserve these units. Projects like this that would enable the replacement of two existing rent-controlled units with three upscaled units will not only enrich developers, but also make the cost of housing increasingly prohibitive for renters and working families.

I join my community and the Westside Community Coalition, Westside Tenants Association, and Richmond District Rising in demanding that the Planning Commission prioritize bringing rent controlled units up to code to provide the safe and stable housing our community needs, not tear it down to build luxury housing. Thank you!

Leslie Roffman
94116

--

Leslie Roffman
leslier@littleschool.org
415-265-1584

From: [Leslie Roffman](#)
To: [Koppel, Joel \(CPC\)](#); [Moore, Kathrin \(CPC\)](#); [Chan, Deland \(CPC\)](#); [Diamond, Susan \(CPC\)](#); [Fung, Frank \(CPC\)](#); [Imperial, Theresa \(CPC\)](#); [Tanner, Rachael \(CPC\)](#)
Cc: [Board of Supervisors, \(BOS\)](#); [BOS-Legislative Aides](#); [Westside Community Coalition](#)
Subject: Preserve rent-controlled units in D5!
Date: Wednesday, October 20, 2021 2:29:13 PM

This message is from outside the City email system. Do not open links or attachments from untrusted sources.

My name is Leslie Roffman. I live in District 4. I am a member of Westside Community Coalition, Faith in Action Bay Area and Westside Tenants Association, and a supporter of Richmond District Rising.

I urge you to reject the proposed demolition at 1268 17th Ave because San Francisco needs to protect its rent-controlled units, not encourage speculative upscaling of properties that threaten the affordability of housing on the Westside.

As an early childhood educator, one of the lowest paid professions, for 30 years I counted on affordable rental housing for me and my daughter. Eventually, I was able to become a co-homeowner. Now, I see my educator daughter, her public service friends and colleagues, other family members and friends' children struggling to find affordable, stable housing in San Francisco, and most leave. The Planning Commission's decisions are not neutral, and this is especially true in this case. If we want to preserve a diverse city and move towards equity and housing dignity for all, each time you make a decision, you must ask yourselves who benefits and who will be harmed.

With hundreds of rent-controlled apartments losing protected status, rising housing prices, and the continued displacement of families on the Westside, it's critical that we preserve these units. Projects like this that would enable the replacement of two existing rent-controlled units with three upscaled units will not only enrich developers, but also make the cost of housing increasingly prohibitive for renters and working families.

I join my community and the Westside Community Coalition, Westside Tenants Association, and Richmond District Rising in demanding that the Planning Commission prioritize bringing rent controlled units up to code to provide the safe and stable housing our community needs, not tear it down to build luxury housing. Thank you!

Leslie Roffman
94116

--

Leslie Roffman
leslier@littleschool.org
415-265-1584

From: [Leslie Roffman](#)
To: [Koppel, Joel \(CPC\)](#); [Moore, Kathrin \(CPC\)](#); [Chan, Deland \(CPC\)](#); [Diamond, Susan \(CPC\)](#); [Fung, Frank \(CPC\)](#); [Imperial, Theresa \(CPC\)](#); [Tanner, Rachael \(CPC\)](#)
Cc: [Board of Supervisors, \(BOS\)](#); [BOS-Legislative Aides](#); [Westside Community Coalition](#)
Subject: Preserve rent-controlled units in D5!
Date: Wednesday, October 20, 2021 2:27:00 PM

This message is from outside the City email system. Do not open links or attachments from untrusted sources.

My name is Leslie Roffman. I live in District 4. I am a member of Westside Community Coalition, Faith in Action Bay Area and Westside Tenants Association, and a supporter of Richmond District Rising.

I urge you to reject the proposed demolition at 1268 17th Ave because San Francisco needs to protect its rent-controlled units, not encourage speculative upscaling of properties that threaten the affordability of housing on the Westside.

As an early childhood educator, one of the lowest paid professions, for 30 years I counted on affordable rental housing for me and my daughter. Eventually, I was able to become a co-homeowner. Now, I see my educator daughter, her public service friends and colleagues, other family members and friends' children struggling to find affordable, stable housing in San Francisco, and most leave. The Planning Commission's decisions are not neutral, and this is especially true in this case. If we want to preserve a diverse city and move towards equity and housing dignity for all, each time you make a decision, you must ask yourselves who benefits and who will be harmed.

With hundreds of rent-controlled apartments losing protected status, rising housing prices, and the continued displacement of families on the Westside, it's critical that we preserve these units. Projects like this that would enable the replacement of two existing rent-controlled units with three upscaled units will not only enrich developers, but also make the cost of housing increasingly prohibitive for renters and working families.

I join my community and the Westside Community Coalition, Westside Tenants Association, and Richmond District Rising in demanding that the Planning Commission prioritize bringing rent controlled units up to code to provide the safe and stable housing our community needs, not tear it down to build luxury housing. Thank you!

Leslie Roffman
94116

--

Leslie Roffman
leslier@littleschool.org
415-265-1584

From: [Sam Lai](#)
To: [Koppel, Joel \(CPC\)](#); [Moore, Kathrin \(CPC\)](#); [Chan, Deland \(CPC\)](#); [Diamond, Susan \(CPC\)](#); [Fung, Frank \(CPC\)](#); [Imperial, Theresa \(CPC\)](#); [Tanner, Rachael \(CPC\)](#)
Cc: [Board of Supervisors, \(BOS\)](#); [BOS-Legislative Aides](#); westsidecommunitycoalition@gmail.com
Subject: Preserve rent-controlled units in D1!
Date: Wednesday, October 20, 2021 12:54:59 PM

This message is from outside the City email system. Do not open links or attachments from untrusted sources.

Dear Planning Commissioners,

My name is Aloe Lai, a member of the Westside Community Coalition and a tenant in District 4.

I urge you to reject the proposed demolition at **230 Anza Street** because San Francisco needs to protect its rent-controlled units. Instead, please direct the sponsor to complete renovations on the property and bring the building up to code with two habitable, rent-controlled units that our city and the Westside desperately needs.

As someone who can only afford living in my apartment due to a rent-controlled building, I know that what I have should be basic: access to safe, secure housing. The need for this is dire.

With hundreds of rent-controlled apartments losing protected status, rising housing prices, and the continued displacement of families on the westside, it's critical that we preserve these units. Projects like this that could replace rent-controlled units with market rate housing will not only enrich developers, but also make the cost of housing increasingly prohibitive for renters and working families. We cannot set a precedent that would allow owners to neglect properties so that they or a future owner would be able to demolish deteriorated properties for maximum profit instead of maintaining the original, invaluable units of rent-controlled housing.

I join my community and the Westside Community Coalition, Westside Tenants Association, and Richmond District Rising in demanding that the Planning Commission prioritize bringing rent controlled units up to code to provide the safe and stable housing our community needs, not tear it down to build luxury housing.

Thank you for your continued efforts on behalf of your constituents.

Sincerely,
Aloe (94122)

From: [Sam Lai](#)
To: [Koppel, Joel \(CPC\)](#); [Moore, Kathrin \(CPC\)](#); [Chan, Deland \(CPC\)](#); [Diamond, Susan \(CPC\)](#); [Fung, Frank \(CPC\)](#); [Imperial, Theresa \(CPC\)](#); [Tanner, Rachael \(CPC\)](#)
Cc: [Board of Supervisors, \(BOS\)](#); [BOS-Legislative Aides](#); westsidecommunitycoalition@gmail.com
Subject: Preserve rent-controlled units in D1!
Date: Wednesday, October 20, 2021 12:53:10 PM

This message is from outside the City email system. Do not open links or attachments from untrusted sources.

Dear Planning Commissioners,

My name is Aloe Lai, a member of the Westside Community Coalition and a tenant in District 4.

I urge you to reject the proposed demolition at **230 Anza Street** because San Francisco needs to protect its rent-controlled units. Instead, please direct the sponsor to complete renovations on the property and bring the building up to code with two habitable, rent-controlled units that our city and the Westside desperately needs.

As someone who can only afford living in my apartment due to a rent-controlled building, I know that what I have should be basic: access to safe, secure housing. The need for this is dire.

With hundreds of rent-controlled apartments losing protected status, rising housing prices, and the continued displacement of families on the westside, it's critical that we preserve these units. Projects like this that could replace rent-controlled units with market rate housing will not only enrich developers, but also make the cost of housing increasingly prohibitive for renters and working families. We cannot set a precedent that would allow owners to neglect properties so that they or a future owner would be able to demolish deteriorated properties for maximum profit instead of maintaining the original, invaluable units of rent-controlled housing.

I join my community and the Westside Community Coalition, Westside Tenants Association, and Richmond District Rising in demanding that the Planning Commission prioritize bringing rent controlled units up to code to provide the safe and stable housing our community needs, not tear it down to build luxury housing.

Thank you for your continued efforts on behalf of your constituents.

Sincerely,
Aloe (94122)

From: [Sam Lai](#)
To: [Koppel, Joel \(CPC\)](#); [Moore, Kathrin \(CPC\)](#); [Chan, Deland \(CPC\)](#); [Diamond, Susan \(CPC\)](#); [Fung, Frank \(CPC\)](#); [Imperial, Theresa \(CPC\)](#); [Tanner, Rachael \(CPC\)](#)
Cc: [Board of Supervisors, \(BOS\)](#); [BOS-Legislative Aides](#); westsidecommunitycoalition@gmail.com
Subject: Preserve rent-controlled units in D5!
Date: Wednesday, October 20, 2021 12:47:13 PM

This message is from outside the City email system. Do not open links or attachments from untrusted sources.

Dear Planning Commissioners,

My name is Aloe Lai, a member of the Westside Community Coalition and a tenant in District 4.

I urge you to reject the proposed demolition at **1268 17th Ave** because San Francisco needs to protect its rent-controlled units, not encourage speculative upscaling of properties that threaten the affordability of housing on the Westside.

As someone who can only afford living in my apartment due to a rent-controlled building, I know that what I have should be basic: access to safe, secure housing. The need for this is dire.

With hundreds of rent-controlled apartments losing protected status, rising housing prices, and the continued displacement of families on the Westside, it's critical that we preserve these units. Projects like this that would enable the replacement of two existing rent-controlled units with three upscaled units will not only enrich developers, but also make the cost of housing increasingly prohibitive for renters and working families.

I join my community and the Westside Community Coalition, Westside Tenants Association, and Richmond District Rising in demanding that the Planning Commission prioritize bringing rent controlled units up to code to provide the safe and stable housing our community needs, not tear it down to build luxury housing.

Thank you for your continued efforts on behalf of your constituents.

Sincerely,
Aloe (94122)

From: [Cindy Fong](#)
To: [Koppel, Joel \(CPC\)](#); [Moore, Kathrin \(CPC\)](#); [Chan, Deland \(CPC\)](#); [Diamond, Susan \(CPC\)](#); [Fung, Frank \(CPC\)](#); [Imperial, Theresa \(CPC\)](#); [Tanner, Rachael \(CPC\)](#)
Cc: [Board of Supervisors, \(BOS\)](#); [BOS-Legislative Aides](#); [westsidecommunitycoalition@gmail.com](#); [ChanStaff \(BOS\)](#); [MandelmanStaff, \(BOS\)](#); [Haney, Matt \(BOS\)](#); [Mar, Gordon \(BOS\)](#); [MelgarStaff \(BOS\)](#); [Peskin, Aaron \(BOS\)](#); [Preston, Dean \(BOS\)](#); [Ronen, Hillary](#); [Safai, Ahsha \(BOS\)](#); [Stefani, Catherine \(BOS\)](#); [Walton, Shamann \(BOS\)](#)
Subject: Preserve rent-controlled units in D1!
Date: Wednesday, October 20, 2021 12:06:11 PM

This message is from outside the City email system. Do not open links or attachments from untrusted sources.

Dear Planning Commissioners:

My name is Cindy Fong. I live in District 1. I am a staunch supporter of Westside Community Coalition.

I write to urge you to reject the proposed demolition at **230 Anza Street** because San Francisco needs to protect its rent-controlled units, not encourage speculative upscaling of properties that threaten the affordability of housing on the Westside.

I have benefitted from rent control. Rent control helped me to be able to live, work and raise my family here as a single mother. Now that I am retired, I absolutely need to rely on rent-controlled housing.

Therefore, with hundreds of rent-controlled apartments losing protected status, rising housing prices, and the continued displacement of families on the Westside, it is critical that we preserve these units. The plan to replace these two existing rent-controlled units with three upscaled units will only enrich the developers, and make the cost of housing increasingly prohibitive for renters and working families.

I join my community and Westside Community Coalition in demanding that the Planning Commission prioritize bringing rent controlled units up to code to provide the safe and stable housing our community needs, not tear it down to build luxury housing.

Thank you!

Respectfully,
Cindy Fong (94121)

From: [Cindy Fong](#)
To: [Koppel, Joel \(CPC\)](#); [Moore, Kathrin \(CPC\)](#); [Chan, Deland \(CPC\)](#); [Diamond, Susan \(CPC\)](#); [Fung, Frank \(CPC\)](#); [Imperial, Theresa \(CPC\)](#); [Tanner, Rachael \(CPC\)](#)
Cc: [Board of Supervisors, \(BOS\)](#); [BOS-Legislative Aides](#); [westsidecommunitycoalition@gmail.com](#); [ChanStaff \(BOS\)](#); [MandelmanStaff, \(BOS\)](#); [Haney, Matt \(BOS\)](#); [Mar, Gordon \(BOS\)](#); [MelgarStaff \(BOS\)](#); [Peskin, Aaron \(BOS\)](#); [Preston, Dean \(BOS\)](#); [Ronen, Hillary](#); [Safai, Ahsha \(BOS\)](#); [Stefani, Catherine \(BOS\)](#); [Walton, Shamann \(BOS\)](#)
Subject: Preserve rent-controlled units in D1!
Date: Wednesday, October 20, 2021 12:06:09 PM

This message is from outside the City email system. Do not open links or attachments from untrusted sources.

Dear Planning Commissioners:

My name is Cindy Fong. I live in District 1. I am a staunch supporter of Westside Community Coalition.

I write to urge you to reject the proposed demolition at **230 Anza Street** because San Francisco needs to protect its rent-controlled units, not encourage speculative upscaling of properties that threaten the affordability of housing on the Westside.

I have benefitted from rent control. Rent control helped me to be able to live, work and raise my family here as a single mother. Now that I am retired, I absolutely need to rely on rent-controlled housing.

Therefore, with hundreds of rent-controlled apartments losing protected status, rising housing prices, and the continued displacement of families on the Westside, it is critical that we preserve these units. The plan to replace these two existing rent-controlled units with three upscaled units will only enrich the developers, and make the cost of housing increasingly prohibitive for renters and working families.

I join my community and Westside Community Coalition in demanding that the Planning Commission prioritize bringing rent controlled units up to code to provide the safe and stable housing our community needs, not tear it down to build luxury housing.

Thank you!

Respectfully,
Cindy Fong (94121)

From: [Cindy Fong](#)
To: [Koppel, Joel \(CPC\)](#); [Moore, Kathrin \(CPC\)](#); [Chan, Deland \(CPC\)](#); [Diamond, Susan \(CPC\)](#); [Fung, Frank \(CPC\)](#); [Imperial, Theresa \(CPC\)](#); [Tanner, Rachael \(CPC\)](#)
Cc: [Board of Supervisors, \(BOS\)](#); [BOS-Legislative Aides](#); [westsidecommunitycoalition@gmail.com](#); [ChanStaff \(BOS\)](#); [MandelmanStaff, \(BOS\)](#); [Haney, Matt \(BOS\)](#); [Mar, Gordon \(BOS\)](#); [MelgarStaff \(BOS\)](#); [Peskin, Aaron \(BOS\)](#); [Preston, Dean \(BOS\)](#); [Ronen, Hillary](#); [Safai, Ahsha \(BOS\)](#); [Stefani, Catherine \(BOS\)](#); [Shamann.WaltonCatherine.Stefani@sfgov.org](#)
Subject: Preserve rent-controlled units in D5!
Date: Wednesday, October 20, 2021 11:58:38 AM

This message is from outside the City email system. Do not open links or attachments from untrusted sources.

Dear Planning Commissioners:

My name is Cindy Fong. I live in District 1. I am a staunch supporter of Westside Community Coalition.

I write to urge you to reject the proposed demolition at **1268 17th Avenue** because San Francisco needs to protect its rent-controlled units, not encourage speculative upscaling of properties that threaten the affordability of housing on the Westside.

I have benefitted from rent control. Rent control helped me to be able to live, work and raise my family here as a single mother. Now that I am retired, I absolutely need to rely on rent-controlled housing.

Speculative upscaling of properties in San Francisco, if allowed, will not only destroy affordable housing, it will also destroy a city rich in cultural diversity that is built on San Franciscans of all color and race, and all income levels. Diversity helps everyone learn from each other: respect, values, compassion - to achieve a harmonious society.

Therefore, with hundreds of rent-controlled apartments losing protected status, rising housing prices, and the continued displacement of families on the Westside, it is critical that we preserve these units. The plan to replace these two existing rent-controlled units with three upscaled units will only enrich the developers, and make the cost of housing increasingly prohibitive for renters and working families.

I join my community and Westside Community Coalition in demanding that the Planning Commission prioritize bringing rent controlled units up to code to provide the safe and stable housing our community needs, not tear it down to build luxury housing.

Thank you!

Respectfully,

Cindy Fong (94121)

From: [Cindy Fong](#)
To: [Koppel, Joel \(CPC\)](#); [Moore, Kathrin \(CPC\)](#); [Chan, Deland \(CPC\)](#); [Diamond, Susan \(CPC\)](#); [Fung, Frank \(CPC\)](#); [Imperial, Theresa \(CPC\)](#); [Tanner, Rachael \(CPC\)](#)
Cc: [Board of Supervisors, \(BOS\)](#); [BOS-Legislative Aides](#); [westsidecommunitycoalition@gmail.com](#); [ChanStaff \(BOS\)](#); [MandelmanStaff, \(BOS\)](#); [Haney, Matt \(BOS\)](#); [Mar, Gordon \(BOS\)](#); [MelgarStaff \(BOS\)](#); [Peskin, Aaron \(BOS\)](#); [Preston, Dean \(BOS\)](#); [Ronen, Hillary](#); [Safai, Ahsha \(BOS\)](#); [Stefani, Catherine \(BOS\)](#); [Shamann.WaltonCatherine.Stefani@sfgov.org](#)
Subject: Preserve rent-controlled units in D5!
Date: Wednesday, October 20, 2021 11:58:37 AM

This message is from outside the City email system. Do not open links or attachments from untrusted sources.

Dear Planning Commissioners:

My name is Cindy Fong. I live in District 1. I am a staunch supporter of Westside Community Coalition.

I write to urge you to reject the proposed demolition at **1268 17th Avenue** because San Francisco needs to protect its rent-controlled units, not encourage speculative upscaling of properties that threaten the affordability of housing on the Westside.

I have benefitted from rent control. Rent control helped me to be able to live, work and raise my family here as a single mother. Now that I am retired, I absolutely need to rely on rent-controlled housing.

Speculative upscaling of properties in San Francisco, if allowed, will not only destroy affordable housing, it will also destroy a city rich in cultural diversity that is built on San Franciscans of all color and race, and all income levels. Diversity helps everyone learn from each other: respect, values, compassion - to achieve a harmonious society.

Therefore, with hundreds of rent-controlled apartments losing protected status, rising housing prices, and the continued displacement of families on the Westside, it is critical that we preserve these units. The plan to replace these two existing rent-controlled units with three upscaled units will only enrich the developers, and make the cost of housing increasingly prohibitive for renters and working families.

I join my community and Westside Community Coalition in demanding that the Planning Commission prioritize bringing rent controlled units up to code to provide the safe and stable housing our community needs, not tear it down to build luxury housing.

Thank you!

Respectfully,

Cindy Fong (94121)

From: [Sue Vaughan](#)
To: [Koppel, Joel \(CPC\)](#); [Moore, Kathrin \(CPC\)](#); [Chan, Deland \(CPC\)](#); [Diamond, Susan \(CPC\)](#); [Fung, Frank \(CPC\)](#); [Imperial, Theresa \(CPC\)](#); [Tanner, Rachael \(CPC\)](#); [CPC-Commissions Secretary](#); [Breed, Mayor London \(MYR\)](#)
Cc: [BOS-Legislative Aides](#); westsidecommunitycoalition@gmail.com; [Board of Supervisors, \(BOS\)](#)
Subject: Item 13, Record No. 2016-005365CUA 230 Anza Street: Preserve rent-controlled units in D1!
Date: Wednesday, October 20, 2021 5:22:10 AM

This message is from outside the City email system. Do not open links or attachments from untrusted sources.

Item 13, Record No. 2016-005365CUA 230 Anza Street: Preserve rent-controlled units in D1!

Commissioners:

Thank you for your service on the Planning Commission. You put in long hours of hard work.

I urge you to reject the proposed demolition at 230 Anza Street because San Francisco needs to protect its rent-controlled units. Instead, please direct the sponsor to complete renovations on the property and bring the building up to code with two habitable, rent-controlled units that our city and the Westside desperately needs.

With hundreds of rent-controlled apartments losing protected status, rising housing prices, and the continued displacement of families on the westside, it's critical that we preserve these units. Projects like this that could replace rent-controlled units with market rate housing will not only enrich developers, but also make the cost of housing increasingly prohibitive for renters and working families. We cannot set a precedent that would allow owners to neglect properties so that they or a future owner would be able to demolish deteriorated properties for maximum profit instead of maintaining the original, invaluable units of rent-controlled housing.

I join my community and the Westside Community Coalition, Westside Tenants Association, and Richmond District Rising in demanding that the Planning Commission prioritize bringing rent controlled units up to code to provide the safe and stable housing our community needs, not tear it down to build luxury housing. Thank you!"

Sue Vaughan
District 1
94121

From: [Sue Vaughan](#)
To: [Koppel, Joel \(CPC\)](#); [Moore, Kathrin \(CPC\)](#); [Chan, Deland \(CPC\)](#); [Diamond, Susan \(CPC\)](#); [Fung, Frank \(CPC\)](#); [Imperial, Theresa \(CPC\)](#); [Tanner, Rachael \(CPC\)](#); [CPC-Commissions Secretary](#); [Breed, Mayor London \(MYR\)](#)
Cc: [Board of Supervisors, \(BOS\)](#); [BOS-Legislative Aides](#); [westsidecommunitycoalition@gmail.com](#)
Subject: Item 12, Record No. 2018-009812CUA 1268 17th Avenue: Preserve rent-controlled units in D5!
Date: Wednesday, October 20, 2021 5:17:52 AM

This message is from outside the City email system. Do not open links or attachments from untrusted sources.

Item 12, Record No. 2018-009812CUA 1268 17th Avenue
Commissioners:

I urge you to reject the proposed demolition at 1268 17th Ave because San Francisco needs to protect its rent-controlled units, not encourage speculative upscaling of properties that threaten the affordability of housing on the Westside.

With hundreds of rent-controlled apartments losing protected status, rising housing prices, and the continued displacement of families on the Westside, it's critical that we preserve these units. Projects like this that would enable the replacement of two existing rent-controlled units with three upscaled units will not only enrich developers, but also make the cost of housing increasingly prohibitive for renters and working families.

I join my community and the Westside Community Coalition, Westside Tenants Association, and Richmond District Rising in demanding that the Planning Commission prioritize bringing rent controlled units up to code to provide the safe and stable housing our community needs, not tear it down to build luxury housing. Thank you!

Sue Vaughan
District 1
94121

From: [JAM C](#)
To: [Koppel, Joel \(CPC\)](#); [Moore, Kathrin \(CPC\)](#); [Chan, Deland \(CPC\)](#); [Diamond, Susan \(CPC\)](#); [Fung, Frank \(CPC\)](#); [Imperial, Theresa \(CPC\)](#); [Tanner, Rachael \(CPC\)](#)
Cc: [Board of Supervisors, \(BOS\)](#); [BOS-Legislative Aides](#); westsidecommunitycoalition@gmail.com
Subject: Preserve rent-controlled units in D1!
Date: Tuesday, October 19, 2021 6:08:51 PM

This message is from outside the City email system. Do not open links or attachments from untrusted sources.

Dear Planning Commissioners,

My name is Jam, I live in District 4, and I am a member of Westside Community Coalition.

I urge you to reject the proposed demolition at 230 Anza Street because San Francisco needs to protect its rent-controlled units. Instead, please direct the sponsor to complete renovations on the property and bring the building up to code with two habitable, rent-controlled units that our city and the Westside desperately needs.

With hundreds of rent-controlled apartments losing protected status, rising housing prices, and the continued displacement of families on the westside, it's critical that we preserve these units. Projects like this that could replace rent-controlled units with market rate housing will not only enrich developers, but also make the cost of housing increasingly prohibitive for renters and working families. We cannot set a precedent that would allow owners to neglect properties so that they or a future owner would be able to demolish deteriorated properties for maximum profit instead of maintaining the original, invaluable units of rent-controlled housing.

I join my community and the Westside Community Coalition, Westside Tenants Association, and Richmond District Rising in demanding that the Planning Commission prioritize bringing rent controlled units up to code to provide the safe and stable housing our community needs, not tear it down to build luxury housing. Thank you!

Regards,
Jam (94116)

From: [JAM C](#)
To: [Koppel, Joel \(CPC\)](#); [Moore, Kathrin \(CPC\)](#); [Chan, Deland \(CPC\)](#); [Diamond, Susan \(CPC\)](#); [Fung, Frank \(CPC\)](#); [Imperial, Theresa \(CPC\)](#); [Tanner, Rachael \(CPC\)](#)
Cc: [Board of Supervisors, \(BOS\)](#); [BOS-Legislative Aides](#); westsidecommunitycoalition@gmail.com
Subject: Preserve rent-controlled units in D5!
Date: Tuesday, October 19, 2021 6:06:02 PM

This message is from outside the City email system. Do not open links or attachments from untrusted sources.

Dear Planning Commissioners,

My name is Jam, I live in District 4, and I am a member of Westside Community Coalition.

I urge you to reject the proposed demolition at 1268 17th Ave because San Francisco needs to protect its rent-controlled units, not encourage speculative upscaling of properties that threaten the affordability of housing on the Westside.

With hundreds of rent-controlled apartments losing protected status, rising housing prices, and the continued displacement of families on the Westside, it's critical that we preserve these units. Projects like this that would enable the replacement of two existing rent-controlled units with three upscaled units will not only enrich developers, but also make the cost of housing increasingly prohibitive for renters and working families.

I join my community and the Westside Community Coalition, Westside Tenants Association, and Richmond District Rising in demanding that the Planning Commission prioritize bringing rent controlled units up to code to provide the safe and stable housing our community needs, not tear it down to build luxury housing. Thank you!

Regards,
Jam (94116)

From: [Barrere-Cain, Rio](#)
To: [Koppel, Joel \(CPC\)](#); [Moore, Kathrin \(CPC\)](#); [Chan, Deland \(CPC\)](#); [Diamond, Susan \(CPC\)](#); [Fung, Frank \(CPC\)](#); [Imperial, Theresa \(CPC\)](#); [Tanner, Rachael \(CPC\)](#)
Cc: [Board of Supervisors, \(BOS\)](#); [BOS-Legislative Aides](#); westsidecommunitycoalition@gmail.com
Subject: Preserve rent-controlled units in D1!
Date: Monday, October 18, 2021 8:47:14 PM

This message is from outside the City email system. Do not open links or attachments from untrusted sources.

My name is Rio. I live in District 6 and work in District 14

I urge you to reject the proposed demolition at 230 Anza Street because San Francisco needs to protect its rent-controlled units. Instead, please direct the sponsor to complete renovations on the property and bring the building up to code with two habitable, rent-controlled units that our city and the Westside desperately needs.

I am a student in San Francisco and know how much housing costs can be a barrier to an inclusive and equitable education.

With hundreds of rent-controlled apartments losing protected status, rising housing prices, and the continued displacement of families on the westside, it's critical that we preserve these units. Projects like this that could replace rent-controlled units with market rate housing will not only enrich developers, but also make the cost of housing increasingly prohibitive for renters and working families. We cannot set a precedent that would allow owners to neglect properties so that they or a future owner would be able to demolish deteriorated properties for maximum profit instead of maintaining the original, invaluable units of rent-controlled housing.

I join my community [and Westside Community Coalition, Westside Tenants Association, and Richmond District Rising] in demanding that the Planning Commission prioritize bringing rent controlled units up to code to provide the safe and stable housing our community needs, not tear it down to build luxury housing. Thank you!

Rio Barrere-Cain

Pronouns: she, her, hers

rio.barrere-cain@ucsf.edu | 510-725-9268

2nd Year Medical Student | UCSF MD-PhD Program

I want to acknowledge UCSF is on Ramaytush Ohlone land

From: [Barrere-Cain, Rio](#)
To: [Koppel, Joel \(CPC\)](#); [Moore, Kathrin \(CPC\)](#); [Chan, Deland \(CPC\)](#); [Diamond, Susan \(CPC\)](#); [Fung, Frank \(CPC\)](#); [Imperial, Theresa \(CPC\)](#); [Tanner, Rachael \(CPC\)](#)
Cc: [Board of Supervisors, \(BOS\)](#); [BOS-Legislative Aides](#); [westsidecommunitycoalition@gmail.com](#)
Subject: Preserve rent-controlled units in D5!
Date: Monday, October 18, 2021 8:46:52 PM

This message is from outside the City email system. Do not open links or attachments from untrusted sources.

My name is Rio. I live in District 6 and work in District 14

I urge you to reject the proposed demolition at 1268 17th Ave because San Francisco needs to protect its rent-controlled units, not encourage speculative upscaling of properties that threaten the affordability of housing on the Westside.

I am student in San Francisco and know how much housing costs can be a barrier to an inclusive and equitable education.

With hundreds of rent-controlled apartments losing protected status, rising housing prices, and the continued displacement of families on the Westside, it's critical that we preserve these units. Projects like this that would enable the replacement of two existing rent-controlled units with three upscaled units will not only enrich developers, but also make the cost of housing increasingly prohibitive for renters and working families.

I join my community in demanding that the Planning Commission prioritize bringing rent controlled units up to code to provide the safe and stable housing our community needs, not tear it down to build luxury housing. Thank you!

Rio Barrere-Cain

Pronouns: she, her, hers

rio.barrere-cain@ucsf.edu | 510-725-9268

2nd Year Medical Student | UCSF MD-PhD Program

I want to acknowledge UCSF is on Ramaytush Ohlone land

From: [Board of Supervisors, \(BOS\)](#)
To: [BOS-Supervisors](#)
Subject: Public Correspondence File No 210946 Overdose Prevention Sites
Date: Thursday, October 21, 2021 4:44:00 PM
Attachments: [12 letters File no 210946 overdose prevention sites.pdf](#)

Dear Supervisors,

Attached are 12 letters regarding File No. 210946.

Richard Lagunte

Board of Supervisors - Clerk's Office

1 Dr. Carlton B. Goodlett Place, Room 244

San Francisco, CA 94102

P (415) 554-7709 | F (415) 554-5163

richard.lagunte@sfgov.org | www.sfbos.org

Pronouns: he, him, his

From: [Hannah Archibald](#)
To: [Mar, Gordon \(BOS\)](#); [Board of Supervisors, \(BOS\)](#)
Subject: Public Comment re: Resolution 210946 (Overdose Prevention Sites)
Date: Thursday, October 21, 2021 9:36:54 AM

This message is from outside the City email system. Do not open links or attachments from untrusted sources.

Dear Supervisor Mar and Board of Supervisors,

My name is Hannah Archibald, I am a primary care resident physician and live in District 4. I urge you to support the immediate implementation of overdose prevention sites in San Francisco.

As a resident physician I have seen the effects of the opioid epidemic firsthand with many of my patients. Unfortunately, the memory that is most clear is that of a young person I cared for who ended up in the ICU due to severe brain damage. Seeing the effect of this tragedy not only on this patient but also on his family and friends convinced me that we need to do more to care for our community members who use drugs and are at risk for many severe health effects.

The United States has seen a dramatic and historic rise in drug overdose deaths. Last year, more than 93,000 people nationwide died from drug overdose, and San Francisco has already seen 457 deaths due to overdose this year. The persistence and severity of the drug overdose crisis requires innovative and user-centered strategies to prevent deaths and reduce additional attendant harms, while expanding access to evidence-based treatment.

Overdose prevention sites allow people who use drugs to do so in a safe and clean environment, be treated with dignity and respect, and access supportive services, while reducing the traumas associated with public drug use. There has never been a single overdose fatality at any overdose prevention site worldwide.

The overdose crisis is a clear threat to the lives and welfare of the citizens of the City and County of San Francisco, causing the deaths of two San Franciscans a day, on average. Please, implement overdose prevention sites to address the overdose crisis.

Sincerely,

Hannah Archibald, MD

From: [Lisa Quach](#)
To: [Board of Supervisors, \(BOS\)](#); [Preston, Dean \(BOS\)](#)
Subject: Public Comment re: Resolution 210946 (Overdose Prevention Sites)
Date: Thursday, October 21, 2021 9:19:14 AM

This message is from outside the City email system. Do not open links or attachments from untrusted sources.

Dear Supervisor Preston and Board,

My name is Dr. Lisa Quach. I live in District 5. I urge you to support the immediate implementation of overdose prevention sites in San Francisco.

I am a resident physician collaborating with GLIDE. I take care of many patients both in the primary care clinic and hospital setting who are substance-involved. I have cared for many individuals who have been admitted to the ICU in critical condition due to overdoses which I strongly feel would never happen if they had a safe place to be and to be monitored during use. For the lucky patients who do survive, many suffer from other physical consequences, particularly localized infections that often become systemic and life-threatening. Again, another preventable complication if patients had the support of the city to maintain safe practices and prevent death as they try to manage their addiction.

The United States has seen a dramatic and historic rise in drug overdose deaths. Last year, more than 93,000 people nationwide died from drug overdose, and San Francisco has already seen 457 deaths due to overdose this year. The persistence and severity of the drug overdose crisis requires innovative and user-centered strategies to prevent deaths and reduce additional attendant harms, while expanding access to evidence-based treatment.

Overdose prevention sites allow people who use drugs to do so in a safe and clean environment, be treated with dignity and respect, and access supportive services, while reducing the traumas associated with public drug use. There has never been a single overdose fatality at any overdose prevention site worldwide.

The overdose crisis is a clear threat to the lives and welfare of the citizens of the City and County of San Francisco, causing the deaths of two San Franciscans a day, on average. Please, implement overdose prevention sites to address the overdose crisis.

Sincerely,
Dr. Lisa Nguy Quach, M.D.

From: [Kathleen Raskob](#)
To: [Stefani, Catherine \(BOS\)](#); [Board of Supervisors, \(BOS\)](#)
Subject: Public Comment re: Resolution 210946
Date: Thursday, October 21, 2021 9:12:53 AM

This message is from outside the City email system. Do not open links or attachments from untrusted sources.

Dear Supervisor Stefani and Board of Supervisors,

My name is Dr. Kathleen Raskob, I live in District 2, and I am a resident in internal medicine in San Francisco. I urge you to support the immediate implementation of overdose prevention sites in San Francisco.

As a doctor who cares for patients in the hospital setting and in primary care, I see the complications of drug use frequently. The most saddening, and preventable, of these complications is loss of life by overdose. There are multiple patients I have cared for in the hospital who have died from complications of overdose, and we never knew their name, who loved them, who will miss them.

The United States has seen a dramatic and historic rise in drug overdose deaths. Last year, more than 93,000 people nationwide died from drug overdose, and San Francisco has already seen 457 deaths due to overdose this year. The persistence and severity of the drug overdose crisis requires innovative and user-centered strategies to prevent deaths and reduce additional attendant harms, while expanding access to evidence-based treatment.

Overdose prevention sites allow people who use drugs to do so in a safe and clean environment, be treated with dignity and respect, and access supportive services, while reducing the traumas associated with public drug use. There has never been a single overdose fatality at any overdose prevention site worldwide.

The overdose crisis is a clear threat to the lives and welfare of the citizens of the City and County of San Francisco, causing the deaths of two San Franciscans a day, on average. Please, implement overdose prevention sites to address the overdose crisis.

Sincerely,

Kathleen Raskob, MD

From: [Natalie Sohn](#)
To: [Board of Supervisors, \(BOS\)](#); [Preston, Dean \(BOS\)](#)
Subject: Public Comment re Resolution 210946 (Overdose Prevention Sites)
Date: Thursday, October 21, 2021 9:03:54 AM

This message is from outside the City email system. Do not open links or attachments from untrusted sources.

Dear Chair Walton and Supervisors,

My name is Natalie Sohn, I live in District 5, and I am a current medical resident speaking in coalition with the organization Glide. I urge you to support the immediate implementation of overdose prevention sites in San Francisco.

As an internal medicine resident at the Zuckerberg San Francisco General Hospital, I admit at least one patient a month who has been the victim of an unintentional opioid overdose. And, I admit at least ten times as many patients a month who actively use intravenous opioids or stimulants and are actively in danger of overdose. The proposed resolution to implement overdose prevention sites would save the lives of so many San Franciscans every year.

The United States has seen a dramatic and historic rise in drug overdose deaths. Last year, more than 93,000 people nationwide died from drug overdose, and San Francisco has already seen 457 deaths due to overdose this year. The persistence and severity of the drug overdose crisis requires innovative and user-centered strategies to prevent deaths and reduce additional attendant harms, while expanding access to evidence-based treatment.

Overdose prevention sites allow people who use drugs to do so in a safe and clean environment, be treated with dignity and respect, and access supportive services, while reducing the traumas associated with public drug use. There has never been a single overdose fatality at any overdose prevention site worldwide.

The overdose crisis is a clear threat to the lives and welfare of the citizens of the City and County of San Francisco, causing the deaths of two San Franciscans a day, on average. Please, implement overdose prevention sites to address the overdose crisis.

Sincerely,
Natalie Sohn, MD

From: [Ryan Laponis](#)
To: [MelgarStaff \(BOS\)](#); [Board of Supervisors, \(BOS\)](#)
Subject: Public Comment regarding Resolution 210946 (Overdose prevention sites)
Date: Thursday, October 21, 2021 8:54:28 AM

This message is from outside the City email system. Do not open links or attachments from untrusted sources.

Greetings,

I am a primary care physician practicing in San Francisco and I am writing in regard to file 210947 entitled Urging and Supporting Declaration of Local Emergency: Overdose Crisis which is currently under consideration by the Public Safety and Neighborhood Services Committee. I am in strong support of implementing overdose prevention sites and urge committee members and the Board of Supervisors to support this.

As you know, death from opiate overdose is an epidemic in our community and more of our citizens have died from opiate overdose than COVID-19 in the past 18 months. Additionally, clandestine opiate use leads to increased rates of transmission of infectious disease such as Hepatitis C and HIV. Providing overdose prevention sites will be a meaningful action towards reducing the harm that opiates are having on our community. I cared for, and continue to care for, a young man struggling with opiate use disorder who contracted Hepatitis C using opiates unsafely and privately due to the shame and fear he has felt around his use. Having a location where he could safely go while struggling with this shame and fear would have most certainly prevented his infection with a chronic and deadly virus (not to mention save the healthcare costs associated with treating it).

I strongly urge you to support this file which will send a message that we as a city are committed to addressing this crisis.

Sincerely,

Dr. Ryan Laponis

From: [Frank Lee](#)
To: [Board of Supervisors, \(BOS\)](#)
Subject: Please reject Illegal Drug Injection Sites
Date: Monday, October 18, 2021 10:17:57 PM
Attachments: [PR-Coalition against SB57 illegal drug injection center 06022021 1.doc](#) [a diverse coalition opposes SB 57-1.doc](#)
[From Gov Brown to veto AB186 Illegal Drug Injection Site.docx](#)

This message is from outside the City email system. Do not open links or attachments from untrusted sources.

Honorable Supervisors,

On behalf of our coalition of San Francisco concerned citizens and anti-drug groups as well as California Narcotic Officers Association (CNOA), we strongly urge you to reject the proposal of "Safe Injection Sites" or illegal drug injection sites, which has actually caused the increases in both drug overdose deaths and illegal drug trafficking/consumption in various places. The California bill for these sites has been blocked five year in a row. U.S. Supreme Court just declined to hear the appeal by the injection site proponents for the Philadelphia injection site case, U.S. Government vs. Safehouse.

Attached please find a recent press release of our coalition against this which includes our major reasons for opposition. Contrary to what the proponents' claim, official/governmental statistics and testimonies in Canada, Australia, and Europe have shown that the injections sites had caused more drug overdose deaths instead. For example, according to British Columbia Coroner's Office, during the 18 years of operation of such a site there, the drug overdose number has increased about 10 times or 1,000%! The claim of "Overdose Reduction" by the proponents is simply an excuse without base, not supported by official/governmental statistics. The proponents' so-called evidence was from their allies or the like. Please do not fall into this trap.

In addition, the vicinity of the injection sites usually becomes magnet for the drug traffickers and drug addicts and causes much more crime. For example, Australia Small Business Association has asked the government to compensate the business owners within 1km of the site. Insurance companies simply refuse to offer insurance coverage to many businesses near the site in Vancouver. One site in Vancouver and one site in Sydney already have caused big problems. But proponents want to open a few injection sites in San Francisco to start, do they want to drive away many businesses and citizens?!

The situation of the injection sites in Europe is similarly problematic. Proponents of SB57 always claim that there are over a thousand successful injection sites in Europe with few problems. But it is far from the truth, grossly and factually inaccurate. Europe has some injection sites, but neither a large number nor everywhere. Only 7 out of 49 European Countries have such sites. The total number is about 75 to 80

and they are mainly located in the Netherlands and Portugal.

Given the fact that Senator Scott Wiener who has been actively pushing for injection sites also has been the author or co-author of most other drug bills for legalization of different drugs and has publicly announced that he wants to legalize all illegal drugs, citizens have reasons to believe that their intention to open up injection sites is to force a breakthrough of heavy-weight illegal drugs such as fentanyl, heroin, cocaine, and opium and pave the way for eventual legalization of all drugs.

According to former Governor Brown who sagaciously vetoed an injection site bill in 2018, "Comprehensive effort at both the state and local level is needed and quick fix or piecemeal approach will not work." He reiterated that enabling illegal and destructive drug use will never work and that California needs to put more emphasis on drug treatment instead since it has never allocated enough resources in this regard. Attached please find his strong veto letter.

Finally, the huge problem is the injection site proposal virtually allows the buying and selling of above-mentioned heavy-weight prohibited drugs. That blatantly violates both federal law and state law. Legislators should not irresponsibly expose local officials and health care professionals to potential criminal charges.

Suffice it to say, please definitely reject the "Safe Injection Sites" proposal which is ironically very unsafe for both drug addicts and communities especially the nearby ones. The terrible proposal is disastrous and can potentially render San Francisco uninhabitable! Thank you very much.

Sincerely,

Frank Lee
Bay Area Director
California Coalition against Drugs

Christy Brown
Bay Area Director
Mom Strong (Organization
of Drug Victimized Parents)

From: [John Lovell](#)
To: [Board of Supervisors, \(BOS\)](#)
Subject: Universal opposition to so-called injection site "emergency" proclamation
Date: Monday, October 18, 2021 2:41:33 PM
Attachments: [Universal opposition to injection sites.docx](#)
Importance: High

This message is from outside the City email system. Do not open links or attachments from untrusted sources.

Please see that the attachment is delivered to each member of the Board of Supervisors of the City and County of San Francisco so that each member receives this communication prior to any action on Tuesday on the so-called emergency proclamation for injection sites.

Thank you,
John Lovell
916-261-7

From: [Joe Stewart](#)
To: [Board of Supervisors, \(BOS\)](#)
Subject: Dangers of Injection Sites - Letter of Opposition
Date: Monday, October 18, 2021 12:19:30 PM
Attachments: [image002.png](#)
[image003.png](#)
[Honorable Gordon Mar-Safe Injection Sites.pdf](#)

This message is from outside the City email system. Do not open links or attachments from untrusted sources.

On behalf of our coalition of San Francisco concerned citizens and anti-drug groups as well as California Narcotic Officers Association (CNOA), we strongly urge you to reject the Board of Supervisors "emergency" proposal of "Safe Injection Sites" or illegal drug injection sites, which has caused the increases in both drug overdose deaths and illegal drug trafficking/consumption. (Please see attached letter of opposition)

Joe Stewart
Executive Director
California Narcotic Officers' Association
28245 Avenue Crocker, Suite #230
Santa Clarita, CA 91355-1201
(661) 775-6960 Off
(661) 607-3645 Cell
jstewart@cnoa.org
www.cnoa.org



CONFIDENTIALITY NOTICE: This communication contains legally privileged and confidential information sent solely for the use of the intended recipient. If you are not the intended recipient of this communication you are not authorized to use it in any manner, except to immediately destroy it and notify the sender.

From: [Carroll, John \(BOS\)](#)
To: [Kristen Moore; Board of Supervisors. \(BOS\)](#)
Cc: [Calvillo, Angela \(BOS\)](#)
Subject: RE: Public Safety and Neighborhood Services Committee - Public Comment - File #210946
Date: Thursday, October 14, 2021 4:49:14 PM
Attachments: [image001.png](#)

My error. Now the board.of.supervisors@sfgov.org email address is added.

Best to you,
John Carroll

From: Carroll, John (BOS)
Sent: Thursday, October 14, 2021 4:48 PM
To: 'Kristen Moore' <kristenmmoore@gmail.com>
Cc: Calvillo, Angela (BOS) <angela.calvillo@sfgov.org>
Subject: RE: Public Safety and Neighborhood Services Committee - Public Comment - File #210946

Thank you for your message.

I am adding it to the file for this matter, and by copy of this email to the board.of.supervisors@sfgov.org email address, it will be forwarded to the full membership of the Board of Supervisors for their consideration.

John Carroll
Assistant Clerk

Board of Supervisors
San Francisco City Hall, Room 244
San Francisco, CA 94102
(415) 554-4445

(VIRTUAL APPOINTMENTS) To schedule a virtual meeting with me (on Microsoft Teams), please ask and I can answer your questions in real time.

Due to the current COVID-19 health emergency and the Shelter in Place Order, the Office of the Clerk of the Board is working remotely while providing complete access to the legislative process and our services.



Click [here](#) to complete a Board of Supervisors Customer Service Satisfaction form.

The [Legislative Research Center](#) provides 24-hour access to Board of Supervisors legislation and archived matters since August 1998.

Disclosures: *Personal information that is provided in communications to the Board of Supervisors is subject to disclosure under the California Public Records Act and the San Francisco Sunshine Ordinance. Personal information provided will not be redacted. Members of the public are not required to provide personal identifying information when they communicate with the Board of Supervisors and its committees. All written or oral communications that members of the public submit to the Clerk's Office regarding pending legislation or hearings will be made available to*

all members of the public for inspection and copying. The Clerk's Office does not redact any information from these submissions. This means that personal information—including names, phone numbers, addresses and similar information that a member of the public elects to submit to the Board and its committees—may appear on the Board of Supervisors website or in other public documents that members of the public may inspect or copy.

From: Kristen Moore <kristenmmoore@gmail.com>

Sent: Thursday, October 14, 2021 9:06 AM

To: Carroll, John (BOS) <john.carroll@sfgov.org>

Cc: Calvillo, Angela (BOS) <angela.calvillo@sfgov.org>

Subject: Public Safety and Neighborhood Services Committee - Public Comment - File #210946

This message is from outside the City email system. Do not open links or attachments from untrusted sources.

Dear Chair Mar and Supervisors,

My name is Kristen Moore, I live in District 8, and work in both Districts 6 and 9. I urge you to support the immediate implementation of overdose prevention sites in San Francisco.

This issue is incredibly important to me as a psychotherapist who specializes in harm reduction for substance use and also serves as the Director of Programs for San Francisco SafeHouse, a non-profit here in San Francisco that works with women who have experienced sexual exploitation and gender-based violence. I support overdose prevention sites both as a general intervention to insure those using substances get proper care and support and as a specific intervention for gender based violence. Many unhoused women who use substances are forced to make difficult choices about where and how to use-- using alone can lead to overdose and death but the reality of the clients I work with is that using in groups in unsafe locations often leads to sexual assault and violence. This deepens existing cycles of trauma and creates more barriers to changing patterns of substance use.

The United States has seen a dramatic and historic rise in drug overdose deaths. Last year, more than 93,000 people nationwide died from drug overdose, and San Francisco has already seen 457 deaths due to overdose this year. The persistence and severity of the drug overdose crisis requires innovative and user-centered strategies to prevent deaths and reduce additional attendant harms, while expanding access to evidence-based treatment.

Overdose prevention sites allow people who use drugs to do so in a safe and clean environment, be treated with dignity and respect, and access supportive services, while reducing the traumas associated with public drug use. There has never been a single overdose fatality at any overdose prevention site worldwide.

The overdose crisis is a clear threat to the lives and welfare of the citizens of the City and County of San Francisco, causing the deaths of two San Franciscans a day, on average. Please, proclaim an emergency on the overdose crisis and immediately implement overdose prevention sites.

Sincerely,

Kristen Moore, District 8

From: [Carroll, John \(BOS\)](#)
To: [Sarah Bourne; Board of Supervisors. \(BOS\)](#)
Cc: [Calvillo, Angela \(BOS\)](#)
Subject: RE: Public Safety and Neighborhood Services Committee - Public Comment - File #210946
Date: Thursday, October 14, 2021 4:48:28 PM
Attachments: [image001.png](#)

Thank you for your message.

I am adding it to the file for this matter, and by copy of this email to the board.of.supervisors@sfgov.org email address, it will be forwarded to the full membership of the Board of Supervisors for their consideration.

John Carroll
Assistant Clerk

Board of Supervisors
San Francisco City Hall, Room 244
San Francisco, CA 94102
(415) 554-4445

(VIRTUAL APPOINTMENTS) To schedule a virtual meeting with me (on Microsoft Teams), please ask and I can answer your questions in real time.

Due to the current COVID-19 health emergency and the Shelter in Place Order, the Office of the Clerk of the Board is working remotely while providing complete access to the legislative process and our services.



Click [here](#) to complete a Board of Supervisors Customer Service Satisfaction form.

The [Legislative Research Center](#) provides 24-hour access to Board of Supervisors legislation and archived matters since August 1998.

Disclosures: *Personal information that is provided in communications to the Board of Supervisors is subject to disclosure under the California Public Records Act and the San Francisco Sunshine Ordinance. Personal information provided will not be redacted. Members of the public are not required to provide personal identifying information when they communicate with the Board of Supervisors and its committees. All written or oral communications that members of the public submit to the Clerk's Office regarding pending legislation or hearings will be made available to all members of the public for inspection and copying. The Clerk's Office does not redact any information from these submissions. This means that personal information—including names, phone numbers, addresses and similar information that a member of the public elects to submit to the Board and its committees—may appear on the Board of Supervisors website or in other public documents that members of the public may inspect or copy.*

From: Sarah Bourne <sarah.j.f.bourne@gmail.com>
Sent: Thursday, October 14, 2021 2:14 PM
To: Carroll, John (BOS) <john.carroll@sfgov.org>
Cc: Calvillo, Angela (BOS) <angela.calvillo@sfgov.org>
Subject: Public Safety and Neighborhood Services Committee - Public Comment - File #210946

This message is from outside the City email system. Do not open links or attachments from untrusted sources.

Dear Chair Mar and Supervisors,

My name is Sarah Bourne and I live in District 2. I urge you to support the immediate implementation of overdose prevention sites in San Francisco.

As a physician in San Francisco, I have witnessed first-hand the impact of the opioid epidemic. I have seen not only the impact of opioid overdoses in the emergency department but also the ripple effects of the epidemic on children and families. As a pediatrician, I have taken care of children who have lost parents to substance use. I have also taken care of many teenagers who have struggled with substance use disorder. I also volunteer in the Tenderloin, and in talking to families who live there have come to understand the impact that the lack of supervised consumption sites has had on children and families who live in the Tenderloin. Therefore, it is not only important to implement overdose prevention sites for those who use substances but also for the broader community in an attempt to address this public health crisis.

The United States has seen a dramatic and historic rise in drug overdose deaths. Last year, more than 93,000 people nationwide died from drug overdose, and San Francisco has already seen 457 deaths due to overdose this year. The persistence and severity of the drug overdose crisis requires innovative and user-centered strategies to prevent deaths and reduce additional attendant harms, while expanding access to evidence-based treatment.

Overdose prevention sites allow people who use drugs to do so in a safe and clean environment, be treated with dignity and respect, and access supportive services, while reducing the traumas associated with public drug use. There has never been a single overdose fatality at any overdose prevention site worldwide.

As a physician, I also understand that substance use is a mental illness which requires medical intervention to treat, and that harm reduction in the form of safe consumption sites is a critical public health intervention to decrease the rates of overdoses and decrease some of the ripple effects of the substance use crisis in our city.

The overdose crisis is a clear threat to the lives and welfare of the citizens of the City and County of San Francisco, causing the deaths of two San Franciscans a day, on average. Please, implement overdose prevention sites to address the overdose crisis.

Sincerely,

From: [Carroll, John \(BOS\)](#)
To: [Minaya, Katherine \(UCSF\)](#)
Cc: [Calvillo, Angela \(BOS\)](#); [Board of Supervisors, \(BOS\)](#)
Subject: RE: Public Safety and Neighborhood Services Committee - Public Comment - File #210946
Date: Thursday, October 14, 2021 4:48:24 PM
Attachments: [image001.png](#)

Thank you for your message.

I am adding it to the file for this matter, and by copy of this email to the board.of.supervisors@sfgov.org email address, it will be forwarded to the full membership of the Board of Supervisors for their consideration.

John Carroll
Assistant Clerk

Board of Supervisors
San Francisco City Hall, Room 244
San Francisco, CA 94102
(415) 554-4445

(VIRTUAL APPOINTMENTS) To schedule a virtual meeting with me (on Microsoft Teams), please ask and I can answer your questions in real time.

Due to the current COVID-19 health emergency and the Shelter in Place Order, the Office of the Clerk of the Board is working remotely while providing complete access to the legislative process and our services.



Click [here](#) to complete a Board of Supervisors Customer Service Satisfaction form.

The [Legislative Research Center](#) provides 24-hour access to Board of Supervisors legislation and archived matters since August 1998.

Disclosures: *Personal information that is provided in communications to the Board of Supervisors is subject to disclosure under the California Public Records Act and the San Francisco Sunshine Ordinance. Personal information provided will not be redacted. Members of the public are not required to provide personal identifying information when they communicate with the Board of Supervisors and its committees. All written or oral communications that members of the public submit to the Clerk's Office regarding pending legislation or hearings will be made available to all members of the public for inspection and copying. The Clerk's Office does not redact any information from these submissions. This means that personal information—including names, phone numbers, addresses and similar information that a member of the public elects to submit to the Board and its committees—may appear on the Board of Supervisors website or in other public documents that members of the public may inspect or copy.*

From: Minaya, Katherine <Katherine.Minaya@ucsf.edu>
Sent: Thursday, October 14, 2021 2:05 PM
To: Carroll, John (BOS) <john.carroll@sfgov.org>
Cc: Calvillo, Angela (BOS) <angela.calvillo@sfgov.org>
Subject: Public Safety and Neighborhood Services Committee - Public Comment - File #210946

This message is from outside the City email system. Do not open links or attachments from untrusted sources.

Dear Chair Mar and Supervisors,

My name is Katherine Minaya, I live in The Tenderloin/SOMA. I urge you to support the immediate implementation of overdose prevention sites in San Francisco.

The United States has seen a dramatic and historic rise in drug overdose deaths. Last year, more than 93,000 people nationwide died from drug overdose, and San Francisco has already seen 457 deaths due to overdose this year. The persistence and severity of the drug overdose crisis requires innovative and user-centered strategies to prevent deaths and reduce additional attendant harms, while expanding access to evidence-based treatment.

Overdose prevention sites allow people who use drugs to do so in a safe and clean environment, be treated with dignity and respect, and access supportive services, while reducing the traumas associated with public drug use. There has never been a single overdose fatality at any overdose prevention site worldwide.

The overdose crisis is a clear threat to the lives and welfare of the citizens of the City and County of San Francisco, causing the deaths of two San Franciscans a day, on average. Please, implement overdose prevention sites to address the overdose crisis.

Sincerely,

Katherine Minaya, M.D.

UCSF Pediatrics, PGY-3

PLUS: Pediatric Leaders Advancing Health Equity

Katherine.Minaya@ucsf.edu | she/her

From: [Carroll, John \(BOS\)](#)
To: [Deering, Laura \(UCSF\)](#); [Board of Supervisors, \(BOS\)](#)
Cc: [Calvillo, Angela \(BOS\)](#)
Subject: RE: Public Safety and Neighborhood Services Committee - Public Comment - File #210946
Date: Thursday, October 14, 2021 4:48:02 PM
Attachments: [image001.png](#)

Thank you for your message.

I am adding it to the file for this matter, and by copy of this email to the board.of.supervisors@sfgov.org email address, it will be forwarded to the full membership of the Board of Supervisors for their consideration.

John Carroll
Assistant Clerk

Board of Supervisors
San Francisco City Hall, Room 244
San Francisco, CA 94102
(415) 554-4445

(VIRTUAL APPOINTMENTS) To schedule a virtual meeting with me (on Microsoft Teams), please ask and I can answer your questions in real time.

Due to the current COVID-19 health emergency and the Shelter in Place Order, the Office of the Clerk of the Board is working remotely while providing complete access to the legislative process and our services.



Click [here](#) to complete a Board of Supervisors Customer Service Satisfaction form.

The [Legislative Research Center](#) provides 24-hour access to Board of Supervisors legislation and archived matters since August 1998.

Disclosures: *Personal information that is provided in communications to the Board of Supervisors is subject to disclosure under the California Public Records Act and the San Francisco Sunshine Ordinance. Personal information provided will not be redacted. Members of the public are not required to provide personal identifying information when they communicate with the Board of Supervisors and its committees. All written or oral communications that members of the public submit to the Clerk's Office regarding pending legislation or hearings will be made available to all members of the public for inspection and copying. The Clerk's Office does not redact any information from these submissions. This means that personal information—including names, phone numbers, addresses and similar information that a member of the public elects to submit to the Board and its committees—may appear on the Board of Supervisors website or in other public documents that members of the public may inspect or copy.*

From: Deering, Laura <Laura.Deering@ucsf.edu>
Sent: Thursday, October 14, 2021 12:10 AM
To: Carroll, John (BOS) <john.carroll@sfgov.org>
Cc: Calvillo, Angela (BOS) <angela.calvillo@sfgov.org>
Subject: Public Safety and Neighborhood Services Committee - Public Comment - File #210946

This message is from outside the City email system. Do not open links or attachments from untrusted sources.

Dear Chair Mar and Supervisors,

My name is Laura Deering, I live in SF district 6, and I am a resident physician in pediatrics. I urge you to support the immediate implementation of overdose prevention sites in San Francisco.

As a pediatrician, I often care for children whose lives are touched by drug use in a wide variety of ways. Some of them have lost family members to drug overdose, others have started to use drugs themselves, and others are deeply affected by the drug use they see every day on their walk to school. I believe implementing overdose prevention sites would aid in reducing the number of overdoses in our community and the ripples of trauma that touch families' lives following such a death.

The United States has seen a dramatic and historic rise in drug overdose deaths. Last year, more than 93,000 people nationwide died from drug overdose, and San Francisco has already seen 457 deaths due to overdose this year. The persistence and severity of the drug overdose crisis requires innovative and user-centered strategies to prevent deaths and reduce additional attendant harms, while expanding access to evidence-based treatment.

Overdose prevention sites allow people who use drugs to do so in a safe and clean environment, be treated with dignity and respect, and access supportive services, while reducing the traumas associated with public drug use. There has never been a single overdose fatality at any overdose prevention site worldwide.

The overdose crisis is a clear threat to the lives and welfare of the citizens of the City and County of San Francisco, causing the deaths of two San Franciscans a day, on average. Please, implement overdose prevention sites to address the overdose crisis.

Sincerely,

Laura Deering, MD

From: [Board of Supervisors, \(BOS\)](#)
To: [BOS-Supervisors](#)
Cc: [Calvillo, Angela \(BOS\)](#); [Mchugh, Eileen \(BOS\)](#); [Ng, Wilson \(BOS\)](#); [Somera, Alisa \(BOS\)](#); [Laxamana, Junko \(BOS\)](#)
Subject: Public Correspondence File No. 210901 Grubstake
Date: Thursday, October 21, 2021 4:29:00 PM
Attachments: [10 letters File No 210901 Grubstake.pdf](#)

Dear Supervisors,

Attached are 10 letters regarding File No. 210901.

Regards,

Richard Lagunte

Board of Supervisors - Clerk's Office

1 Dr. Carlton B. Goodlett Place, Room 244

San Francisco, CA 94102

P (415) 554-7709 | F (415) 554-5163

richard.lagunte@sfgov.org | www.sfbos.org

Pronouns: he, him, his

RECEIVED
BOARD OF SUPERVISORS
SAN FRANCISCO

2021 OCT 15 PM 2:20

law offices of
DAVID P. CINCOTTA

October 14, 2021

BY DA

President Shamann Walton
San Francisco Board of Supervisors
City Hall, 1 Dr. Carleton B. Goodlett Place
San Francisco, CA 94102

Re: Supplemental Appeal Response to Mitigated Negative Declaration
("MND") for 1525 Pine Street/File No. 20910

Dear Supervisor Walton:

On behalf of Patricia and Claire Rose and the neighbors of 1545 Pine Street, I must respond to the claims regarding the supposed absence of substantial evidence regarding shadow and light impacts in our Appeal and the mischaracterization of our concern regarding preserving the Grubstake.

Appellants Have Presented Substantial Evidence to Support a Fair Argument That the Proposed Project Will Create A Significant Environmental Impact

During the hearings before the Planning Commission, the Appellants submitted an analysis of the shadow and light impacts on multiple residents of 1545 Pine Street. The analysis included: light meter readings (LUX standards) at various locations and times of day and the methodology used to collect the readings; drawings from the materials presented by the Project Sponsors; models demonstrating potential shadow impacts; various alternatives of building heights for possible mitigations showing various possible LUX readings for the alternative mitigations [1 LUX equals 1 lumen per 1 square meter]; with photographs and narrative to show potential shadow and light impacts to specific human receptors. This analysis was not submitted at the time of the initial hearing on the Preliminary Mitigated Negative Declaration, but it was made available to the Planning Commission, the Planning Department staff, and the Project Sponsors prior to the Planning Commission hearing on the Conditional Use Permit for the Project.

As mentioned previously, the Planning Commission limited testimony at the hearing to **one (1) minute** intervals for speakers providing testimony in opposition to the Project. The effectiveness of the presentation of this substantial evidence was seriously compromised. Considerable effort and information created a report of significant environmental consequences, but it was virtually impossible to present a comprehensive and cohesive report. However, the material was there and available for the planners and the Planning Commissioners to review. Perhaps it was that compromised presentation and later hearing that prevented the Planning Department from reviewing and responding to the evidence submitted in the analysis. Certainly, there has been sufficient time to review the analysis to determine there are "environmental

President Shamann Walton
October 14, 2021
Page 2

effects of (the) project (that) will cause substantial adverse effects on human beings, either directly or indirectly”. CEQA Guidelines Section 15065.

Clearly, when examining the whole record before the Planning Commission, enough “substantial evidence” was presented as required by CEQA Guidelines section 15384:

“...enough relevant information and reasonable inferences from this information that a fair argument can be made to support a conclusion, even though other conclusions might also be reached. Whether a fair argument can be made that the project may have a significant effect on the environment is to be determined by examining the whole record before the lead agency. (Emphasis Added).

The Planning Department also suggests that no standards exist to determine what light levels might be considered adverse impacts on human beings. LUX standards have been developed to determine the levels of illuminance for human activity. For “Normal office work, PC work, study library, groceries, show rooms, laboratories, check-out areas, kitchens, auditoriums “ a LUX level of 500 is recommended. This type of activity is what occurs in households everywhere, particularly now when most of the country is working from home, and this is considerably below the levels that would occur in those identified residences in 1545 Pine Street.

As we have mentioned before, the Planning Code identifies exposure requirements (Planning Code Section 140); the Building Code regulates the size of window openings in rooms to be occupied as living areas and all these provisions are done to guarantee proper light for human lives. All these measures set policies to protect the citizens of San Francisco to have the proper natural light for their lives. These should not and can not be ignored. We are asking that the Mitigated Negative declaration be returned to the Planning Department and Commission for further environmental review and analysis to determine appropriate mitigation measures to save the lives of the residents of 1545 Pine Street.

The Grubstake is A Significant Historical Resource and Deserves to be Designated as a Landmark and be Preserved

I must correct the hostile and abusive characterization of the Appellants request to preserve the Grubstake. The misinformation being distributed by the Project Sponsor is an intentional personal attack on the residents of 1545 Pine Street to demean the residents of 1545 Pine Street in order to gain support for the denial of the Appeal and to secure the Project Approval of a Project that ignores the lives of the adjacent residents and the legacy of the Grubstake.

President Shamann Walton

October 14, 2021

Page 3

It has been understood by the Appellants from the beginning of the preparation of the MND that it is the position of the Planning Department that the Grubstake is “only” a contributor to the Polk Gulch LGBTQ Historic District. The Project Sponsor has gone along with that classification. It is the Appellants position that the Grubstake is more than just a “contributor” and deserves to be treated better than that in order to guarantee its proper preservation.

The analysis by the historic preservation consultants in the HRE only establishes the basic history of the Grubstake diner and focuses primarily on the physical characteristics of the diner. It does reference some oral history, but this is the area that is deficient and requires further research and review. The HRE concludes that the Grubstake diner is only a contributor to the historic district and the demolition of the Grubstake, and the loss of this historic resource would not negatively impact the historic district. This conclusion misses the significance of the Grubstake. There is no other bar or restaurant in the Polk Gulch District that has the history and legacy of the Grubstake. The contribution of the Grubstake to this LGBTQ District literally helped create this district and the loss of this one unique historical resource certainly diminishes the Historic District.

The history of the Grubstake begins around 1916 and while its presence as a diner begins then and is significant for its contribution to establishing the neighborhood then, its historical significance to the LGBTQ community begins in the 1960s, over 70 years ago. This is discussed in the HRE. Just 2 weeks ago, in the Board of Supervisors’ Hearing of October 5, 2021, the Board designated the San Francisco Eagle Bar a landmark under Article 10 of the San Francisco Planning Code. The San Francisco Eagle Bar has a storied history of contributions to the San Francisco’s South of Market Leather and LGBTQ community since the 1980s, over 40 years ago. The histories of these two meeting spaces are so similar and so significant it is incomprehensible why one can be designated as a landmark and the other treated as just a contributor whose demolition would not be considered a loss to the community.

In addition, it must be noted that the preservation of landmark restaurants as part of the development of a new building is not a new experience for San Francisco. In 1981, San Francisco designated the Hoffman Grill at 619 Market Street, a historic landmark (Landmark 144 in Planning Code Article 10, Appendix A) and required the building to preserve the Hoffman Grill and build around and over it. That landmark restaurant is still there (under a different name) with a successful office building development over it.

The point that the Appellants have emphasized in its Appeal is that not enough has been done to acknowledge and preserve the Grubstake. The MND discusses several distinct physical characteristics that exist in the Grubstake today that make it a significant contributor to the Polk Gulch District, but none of those features are identified in the Mitigation Measures of the MND;

law offices of
DAVID P. CINCOTTA

President Shamann Walton
October 14, 2021
Page 4

further, none of them are mentioned in the Conditions of Approval of the Conditional Use Permit.

Moreover, the only Mitigation Measures require (1) the preparation of a HABS survey with (2) interpretive materials of the history and (3) the salvaging of architectural materials within the Grubstake. Regretfully, the Mitigation Measures do not even identify which architectural materials must be salvaged. In my experience with land use entitlements of historic resources, the mitigation measures at a minimum identify which materials must be attempted to be salvaged. However, there is nothing identified.

In summary, the Appellants believe the Grubstake deserves to be saved and believe that the environmental review process has fallen short in determining the proper way to preserve the Grubstake, both its legacy and its historic architectural features. We believe the Project needs to go back to the Planning Department and Commission for further review and analysis.

We believe that this Project can go forward and save the Grubstake and save the neighbors' homes, but it needs to be returned to the Planning Department and Planning Commission for further review and the imposition of appropriate sensitive conditions to accomplish those goals.

Sincerely,



DAVID P. CINCOTTA
Law Offices of David P. Cincotta

DPC/lw

From: [Colin McDonald-Smith](#)
To: [Peskin, Aaron \(BOS\)](#); [Stefani, Catherine \(BOS\)](#); [Marstaff \(BOS\)](#); [PrestonStaff \(BOS\)](#); [ChanStaff \(BOS\)](#); [Haneystaff \(BOS\)](#); [MelgarStaff \(BOS\)](#); [MandelmanStaff, \[BOS\]](#); [RonenStaff \(BOS\)](#); [Safai, Ahsha \(BOS\)](#); [Waltonstaff \(BOS\)](#); [Board of Supervisors, \(BOS\)](#); sfgrubstake@gmail.com
Subject: Support Rebuilding Grubstake Diner
Date: Tuesday, October 19, 2021 8:44:16 AM

This message is from outside the City email system. Do not open links or attachments from untrusted sources.

Dear Supervisor Peskin and Supervisors,

The Grubstake Diner holds great importance to the LGBTQ+ community, and I am pleased to express my support for the rebuilding of this community treasure. After waiting over six-years to redevelop the site with 21-units of middle-income housing over a new Grubstake Diner, the project continues to face opposition from adjacent residents who only recently moved into the neighborhood.

The Grubstake team has worked tirelessly to address its next-door neighbors' concerns, including having a light analysis prepared that found the project meets CEQA requirements and the units would still receive light from the interior courtyard which with a matching lightwell on the project would be greater than 25 by 25 feet. Additionally, even though residents of the Austin will receive sufficient sunlight and the project does not pose a health and safety hazard, the project sponsor has in good faith voluntarily added UV lights to its building, timed to match daylight hours to enhance the light in the interior courtyard further.

Despite these efforts, some owners at the Austin have continued their years-long abuse of the City's land use entitlement process, appealing the Mitigated Negative Declaration granted for the project by the Planning Commission, citing the impact on the light, air, and private terraces of the existing building's units, as well as the project's lack of parking, and the "over-supply of housing in the neighborhood."

The residents of the neighboring Austin condominium building have tried in every way possible to file appeals to various aspects of the project while their sole intent is to block any additional height adjacent to their building. It is important to note that all owners at the Austin were required to sign pre-sale disclosures stating the Grubstake site would be developed, and that light, air, and views on the eastern side of the building where the lightwell exists would be impacted.

The project sponsor is using the State Density Bonus Program (SDBP), which encourages developers to elevate the height and development capacity of a project in order to generate increased housing in urban neighborhoods. The SDBP provides more flexibility in planning and financing new home development and will help ensure the viability of this important LGBTQ+ preservation project.

The Grubstake team has made every attempt possible to address any issues brought forth by the Austin residents and we hope that you see the value of this project in its proposed form and deny this frivolous appeal.

Sent from my iPhone

From: [Kinann](#)
To: [Peskin, Aaron \(BOS\)](#); [Stefani, Catherine \(BOS\)](#); [Marstaff \(BOS\)](#); [PrestonStaff \(BOS\)](#); [ChanStaff \(BOS\)](#); [Haneystaff \(BOS\)](#); [MelgarStaff \(BOS\)](#); [MandelmanStaff, \(BOS\)](#); [RonenStaff \(BOS\)](#); [Safai, Ahsha \(BOS\)](#); [Waltonstaff \(BOS\)](#); [Board of Supervisors, \(BOS\)](#); sfgrubstake@gmail.com
Subject: Support Rebuilding Grubstake Diner
Date: Monday, October 18, 2021 9:27:49 PM

This message is from outside the City email system. Do not open links or attachments from untrusted sources.

Dear Supervisor Peskin and Supervisors,

The Grubstake Diner holds great importance to the LGBTQ+ community, and I am pleased to express my support for the rebuilding of this community treasure. After waiting over six-years to redevelop the site with 21-units of middle-income housing over a new Grubstake Diner, the project continues to face opposition from adjacent residents who only recently moved into the neighborhood.

The Grubstake team has worked tirelessly to address its next-door neighbors' concerns, including having a light analysis prepared that found the project meets CEQA requirements and the units would still receive light from the interior courtyard which with a matching lightwell on the project would be greater than 25 by 25 feet. Additionally, even though residents of the Austin will receive sufficient sunlight and the project does not pose a health and safety hazard, the project sponsor has in good faith voluntarily added UV lights to its building, timed to match daylight hours to enhance the light in the interior courtyard further.

Despite these efforts, some owners at the Austin have continued their years-long abuse of the City's land use entitlement process, appealing the Mitigated Negative Declaration granted for the project by the Planning Commission, citing the impact on the light, air, and private terraces of the existing building's units, as well as the project's lack of parking, and the "over-supply of housing in the neighborhood."

The residents of the neighboring Austin condominium building have tried in every way possible to file appeals to various aspects of the project while their sole intent is to block any additional height adjacent to their building. It is important to note that all owners at the Austin were required to sign pre-sale disclosures stating the Grubstake site would be developed, and that light, air, and views on the eastern side of the building where the lightwell exists would be impacted.

The project sponsor is using the State Density Bonus Program (SDBP), which encourages developers to elevate the height and development capacity of a project in order to generate increased housing in urban neighborhoods. The SDBP provides more flexibility in planning and financing new home development and will help ensure the viability of this important LGBTQ+ preservation project.

The Grubstake team has made every attempt possible to address any issues brought forth by the Austin residents and we hope that you see the value of this project in its proposed form and deny this frivolous appeal.

APPLEMEISTER
APPLE PRODUCTS AND
PROFESSIONAL REPAIR
Surf: Applemeister.co
eMail: hello@Applemeister.co
Call: 855 88 APPLE
Visit us: 658 Grant Ave
C h i n a T o w n
San Francisco, CA

94108 : U S A

From: [Fernando Olivera](#)
To: [Peskin, Aaron \(BOS\)](#); [Stefani, Catherine \(BOS\)](#); [Marstaff \(BOS\)](#); [PrestonStaff \(BOS\)](#); [ChanStaff \(BOS\)](#); [Haneystaff \(BOS\)](#); [MelgarStaff \(BOS\)](#); [MandelmanStaff, \[BOS\]](#); [RonenStaff \(BOS\)](#); [Safai, Ahsha \(BOS\)](#); [Waltonstaff \(BOS\)](#); [Board of Supervisors, \(BOS\)](#); sfgrubstake@gmail.com
Subject: Support Rebuilding Grubstake Diner
Date: Monday, October 18, 2021 6:12:26 PM

This message is from outside the City email system. Do not open links or attachments from untrusted sources.

Dear Supervisor Peskin and Supervisors,

The Grubstake Diner holds great importance to the LGBTQ+ community, and I am pleased to express my support for the rebuilding of this community treasure. After waiting over six-years to redevelop the site with 21-units of middle-income housing over a new Grubstake Diner, the project continues to face opposition from adjacent residents who only recently moved into the neighborhood.

The Grubstake team has worked tirelessly to address its next-door neighbors' concerns, including having a light analysis prepared that found the project meets CEQA requirements and the units would still receive light from the interior courtyard which with a matching lightwell on the project would be greater than 25 by 25 feet. Additionally, even though residents of the Austin will receive sufficient sunlight and the project does not pose a health and safety hazard, the project sponsor has in good faith voluntarily added UV lights to its building, timed to match daylight hours to enhance the light in the interior courtyard further.

Despite these efforts, some owners at the Austin have continued their years-long abuse of the City's land use entitlement process, appealing the Mitigated Negative Declaration granted for the project by the Planning Commission, citing the impact on the light, air, and private terraces of the existing building's units, as well as the project's lack of parking, and the "over-supply of housing in the neighborhood."

The residents of the neighboring Austin condominium building have tried in every way possible to file appeals to various aspects of the project while their sole intent is to block any additional height adjacent to their building. It is important to note that all owners at the Austin were required to sign pre-sale disclosures stating the Grubstake site would be developed, and that light, air, and views on the eastern side of the building where the lightwell exists would be impacted.

The project sponsor is using the State Density Bonus Program (SDBP), which encourages developers to elevate the height and development capacity of a project in order to generate increased housing in urban neighborhoods. The SDBP provides more flexibility in planning and financing new home development and will help ensure the viability of this important LGBTQ+ preservation project.

The Grubstake team has made every attempt possible to address any issues brought forth by the Austin residents and we hope that you see the value of this project in its proposed form and deny this frivolous appeal.

Sent from my iPhone

From: [Linda](#)
To: [Board of Supervisors, \(BOS\)](#); [Peskin, Aaron \(BOS\)](#); [Walton, Shamann \(BOS\)](#); [Haney, Matt \(BOS\)](#); [Stefani, Catherine \(BOS\)](#); [Ronen, Hillary](#); [Mar, Gordon \(BOS\)](#); [Preston, Dean \(BOS\)](#); [MandelmanStaff, \(BOS\)](#); [MelgarStaff \(BOS\)](#); [ChanStaff \(BOS\)](#); [Safai, Ahsha \(BOS\)](#)
Cc: [Hepner, Lee \(BOS\)](#); [Souza, Sarah \(BOS\)](#); [David P. Cincotta](#); [Sue Hestor](#); [Mari Eliza](#); [Charles Head](#); [Glenn Rogers](#); [Howard](#); [Bernard Choden](#); [Howard" via SF Preservation Consortium](#); [loishscott85@gmail.com](#); [David Elliott Lewis](#); [Michael Nulty](#); [John of San Francisco](#); [Lotus Yee Fong](#); [Hene Kelly](#); [Tina Martin](#); [Kathie Piccagli](#); [Freddy Martin](#); [DPH-btraynor](#); [DPH-jessica](#); [Mike Buhler](#); [Woody LaBounty](#)
Subject: OCTOBER 19 Special Order 3PM Appeal of Mitigated Negative Declaration Fw: 1525 Pine. Fw: Responding to the query from CSFN -- Legal options
Date: Monday, October 18, 2021 3:52:39 PM

This message is from outside the City email system. Do not open links or attachments from untrusted sources.

Supervisors:

Please consider acting to reverse the bizarre approvals granted to demolish a landmark-worthy civic treasure for the prospect of **uninhabitable dwellings: TWO buildings.**

I count on this Appeal of the Mitigated Negative Declaration to afford City Planners who were overcome by intimidation and "the long con" opportunity for restoring credibility and respect for law to our planning decisions.

Linda Chapman
1316 Larkin St 94109
516 5063

----- Forwarded Message -----

From: Linda <licwa@yahoo.com>
To: David P. Cincotta <davidc@dpclawoffices.com>

CSFN officers got legal consultation on **damages due to interfering with the neighbors' light.**

See my additional questions below.

Linda

----- Forwarded Message -----

From: Linda <licwa@yahoo.com>
To: Hillis Rich (CPC) <rich.hillis@sfgov.org>; commissions.secretary@sfgov.org <commissions.secretary@sfgov.org>; Sue Hestor <hestor@earthlink.net>
Sent: Monday, October 18, 2021, 12:34:51 PM PDT
Subject: 1525 Pine.

CSFN officers confirmed another prospect for litigation under California law: Solar Control Act.

It is our intent to I raise **energy conservation issues** around this proposal to substitute electric power for natural light and air.

Also raise the potential for causing deaths.

City officials again make San Francisco a laughingstock.

First the School Board. Next City Planners.

Will our Supervisors be next?

Will Supervisors agree that artificial light and AC can replace an obsolete building feature --

The Window?

CSFN adds information from legal consultation about **the Solar Control Act.**

"COMPARABLE COMPENSATION" could be due from persons diminishing light to the neighbors' property.

State law raises so many issues for damages that could be charged to the project at 1525 Pine.

Exceeding the 65 ft height limit affects solar for the neighboring small buildings is one thing--

But what about putting 20 of the Austin dwellings in shadow that reduces their light up to 90%?

Responding to CSFN Query about Construction Defects Litigation:

As a layman, I can offer general information--

1. Austin HOA could sue **Austin Developers** for adverse conditions due to acts and omissions-- which should include **waiving "unit exposure"** (or other regulations of Planning and Building Codes).
2. Typically, 10 years is the statute of limitations for Construction Defects.
3. Litigation is common in California, a specialty practice for Common Interest Development lawyers.
4. Not being a lawyer-- I told Planning Commissioners who grant waivers they need to consider whether **a lawyer** arguing that decisions of city officials caused harm could fail to consider damages available from the potential parties.
5. On several occasions, **before and after waivers for Grubstake and other projects, I urged:**

Consult our City Attorney.

Challenge the sponsors who demand waivers "as of right."

Consider that Planning Code Section 303--Conditional Use, and other

provisions for health, safety, "livable" cities most likely COULD NOT be negated by legislation intended for SDB and ADU flexibilities.

David Chiu confirmed that state laws (specifically, SDB, ADU, SB9, SB10) **do not negate Code** provisions I mentioned.
Info@UUSF.org -- video shows this dialogue).

6. I suppose a lawyer litigating the original **construction defects affecting the Austin** (deviations from Code) that subsequently **are exacerbated by willful acts of Grubstake developers** will consider prospects for recovering damages from other potential parties.

7. **Austin owners were referred for consultation and briefings with a panel of attorneys who are CID specialists--** my intervention for the mental distress of my neighbors.

8. **No one should be suffering anguish as a result of intimidation and threats that I witnessed in public meetings with the Grubstake development group.**

9. **Homeowners need to know their alternatives for pursuing developers, should corrective actions by city officials fail.**

10. My charge is to help our officials understand **additional causes for legal action-** - should the ill advised decisions to accommodate abusive development proposals cause harm.

11. **Our Appeal for EIR analysis opens an opportunity for walking back the absurd decisions.**

Planning Commissioners (I believe) now better understand some consequences of allowing a new project that harms Austin owners-- next door to the condominium where the Department previously dismissed rules that protect health and safety.

Not to mention, they forgot about **the norms for dwellings--** in San Francisco or other American cities.

What precedents could planners cite for installing electric lights at the roof line--
At the 83 foot structure proposed for 1525 Pine?
At the adjacent 130- foot Austin condominium?
For replacing functions we normally associate with **THE WINDOW?**

The Electric Mitigation! (Don't get me started)

Commissioners only voted approval for the non-complying project at 1525 Pine on condition that lights at the roof line (at the Grubstake project? at the high rise Austin?)

will be "full spectrum."

From the video archive, you can hear Commissioners discuss: **"Full spectrum light is important for health."**

The absurdity of accepting "Mitigation" proposed by "Lower Polk" officers to earn their money from the Grubstake speculators is apparent the moment you ask--

"How does lighting on the roof actually work?"

MITIGATION ACCEPTED BY PLANNING COMMISSIONERS-- FIRST IS IMPOSSIBLE TO DELIVER-- THEN NO PROVISIONS ASSURE PERPETUAL MAINTENANCE.

Some questions that remain to be answered:

What arrangements will guarantee who manages and pays for electric service, maintenance, emergency work? (Life of the Building)

How do planners define "Life of the Building"?

Nearby, my building is 113-- heirs count on 50-75 more years at least !

What is the experience of San Francisco buildings-- how long do Victorians live?

Did planners analyze common area electric costs?

I DID. As Treasurer of a co-op (12-13 stories high, like the Austin).

Analyzing BIG bills, I found the only potential savings was 24-hour lights required for common area (outweighing all other uses by far).

No significant savings are available-- with no source for natural light.

Supervisors consider MANDATES for environmentally sound practices-- like buildings without gas.

How do recent policies square with substituting electric lights on the roof-- and artificial AC-- for functioning windows?

What is in store for residents in TWO buildings where Grubstake developers offered "Mitigation"

-- as the city experiences climate change?

Same question is raised by temporary (or long-term) power outages-- and mechanical breakdowns that cut off AC and artificial light.

How many deaths are acceptable for accommodating the Grubstake speculators?

How many trips to the hospital?

How many vulnerable persons will abandon their homes-- considering the TWO buildings affected?

Under current conditions: A BMR condo, "unit exposure" waived, was evacuated during a month of AC breakdowns at the Austin.

Of course the Austin HOA can never be saddled with electric expense because Grubstake speculators demand to locate systems on the roof for "accommodating" the neighbors.

No HOA could lawfully allow any private intrusion on their property that is adverse to unit owners.

CC&Rs are required to strictly define rights for access and altering property to accommodate utilities.

Hard to imagine the HOA will alter CC&Rs to provide for a neighboring rental owner to control wiring or lighting affecting the Common Interest Development !

Did the city plan to enforce installing an electric system-- perpetual access to HOA property-- or what?

**When a speculative rental building -- 1525 Pine-- changes owners (over the next 150 years)--
or when 1525 Pine converts to CID ownership-- who imposes charges for lighting located at (or serving) 1545 Pine, the adjacent owners?**

Did planners explore technology for lights at the roof line (130 feet up? 83 feet up?) illuminating dwelling interiors many stories below?

What happens when residents of upper floors complain the artificial lights glare through their window?

WAIVERS

Waivers that are relevant to two unusual housing developments include standards for building set-backs, narrow alleys, usable open space (and more).

Grubstake sponsors--

Won the exceptions identified above--

Got up to TEN total waivers approved-- FALSELY claiming waivers "as of right," IAW the State Density Bonus.

Intimidated Planning Staff to implement their demands, for fear of precipitating litigation.

Threatened Commissioners about consequences to expect for "violating California law"-- in an astonishing display of coercion, during the public process intended to facilitate deliberations.

As a lay person, I must defer to lawyers to define whether or not "abuse of process" is a term of art that applies to the Pelosi/Grubstake activities before Planning Commission deliberations.

(Refer to CPC Video Archive for 1525 Pine hearings)

In case the conduct is not subject to prosecution, at least these tactics cannot be allowed to corrupt the proceedings of Planning Commissioners

Linda Chapman
1316 Larkin St 94109
516 5063

On Sunday, October 17, 2021, 1:14:42 PM PDT, zrants <zrants@gmail.com> wrote:
(from Mari Eliza, CSFN officer)

I already sent one letter and may send another based on the following. I will probably speak on the two issues I raised in the letters.

The single exist into an alley the "backdoor" policy that is highly offensive and fairly unprecedented in SF as far as I know.

The second is the removal of natural window light and air from existing homes, by building dense high walls blocking out their sun. This will forcing the neighboring residents to use and pay for more electric lights during the day. I think the residents may have use some existing law, i.e.: the solar control act to charge the new property owner for their additional electric lighting bills and perhaps any air flow system that they need to replace their the fresh air where their windows are blocked.

Sincerely,

Mari
zrants@gmail.com
415-626-6141

Begin forwarded message:

From: zrants <zrants@gmail.com>
Subject: Run this by an attorney who is familiar with the Solar Control Act
Date: October 17, 2021 at 11:49:41 AM PDT
To: Tom Soper <tsaia@sbcglobal.net>
Cc: Barish Jean <jeanbbarish@hotmail.com>, Chapman Linda <licwa@yahoo.com>

Linda Chapan mentioned

A CID law for Construction Defects - complaints filed by owners of property that is impaired by owners another property built in such a manner that the natural light and air circulation is impeded.

This got me to thinking of damages and reparations and this brought up the Solar Shade Control Act and the formula for accessing damage to the owners of a solar system. One document I know

of: https://www.sandiego.edu/law/documents/centers/epic/100329_SSCA_Final_000.pdf

I'm not suggesting another figure this out right now, but, the question may be raised on whether or not damages may be filed at some point in the future based on the laws that protect solar systems and mitigate the effects of shade.

In the case where the windows of a new construction "erase" all access to the sun and darken the units of neighbors to the point where they must run lights 24/7 instead of just at night, their electric bills will go up. That may be grounds for a complaint. In that case, the question may be something like this:

Can the owners of the original building (A) sue owners of the new building (B) or the city for the additional electric use of lights and air circulating system when building (B) creates removes access to natural sunlight? See the law regarding the loss of access to the sun where the solar systems are concerned by language that describes the right to solar access and the penalties that may be applied when that access is denied.

Does the Solar Control Act only apply to solar collectors or can it be applied to any action taken that knowingly removes solar access to any property owner and force them to pay for additional electricity for light during daylight hours?

If the Solar Control Act applies to any property owner deprived of access to sunlight for any reason, may the same process for calculating damage to a solar system owner be used by any impaired party to determine damages and request a similar relief?

I assume If one brings it up now, one may be able to use it later.

Mari

From: [Doug McKirahan](#)
To: [Board of Supervisors, \(BOS\)](#)
Subject: Re: 10/19/21 Meeting, Article 21092: 1525 Pine Street
Date: Monday, October 18, 2021 3:40:41 PM

This message is from outside the City email system. Do not open links or attachments from untrusted sources.

To The SF Board of Supervisors:

Now more than ever, we need more medium-and-lower priced housing in our city, and the plan to build the 21 unit residence above the Grubstake on 1525 Pine Street is a very welcome one. Much like the Austin residents across the street from the proposed site, we're facing a growing segment of individuals in the city who are unable and unwilling to share space and care only about their personal needs, compared to the "big picture" of what we're all facing as a large group of people living in San Francisco. These individuals are rapidly changing the city from the diverse and welcoming harbor it's always been into yet another dog-eat-dog metropolis, and it's becoming increasingly alarming to see.

Approval of this Motion also pertains to the survival of the Grubstake restaurant at the same address, which is struggling to survive right now. The Grubstake has been a milestone restaurant that I still continue to frequent today; the small establishment continues to have all the charm and the family-like aura it had then. Besides being a gay landmark, this was a safe harbor for many of us during the 70's when the city was not as gay-friendly as it is now.

Please don't let the Grubstake and the opportunity to build more affordable condos be decimated due to some disgruntled residents who are concerned about "losing some of their light," and I sincerely hope you will vote 'No' on this motion. It's time we start to relay the message to people like this that if they're unwilling to share reasonable space in a city with others, then maybe a city is not the place for them.

Thank you very much for taking the time to read this.

Doug McKirahan

From: [Linda](#)
To: [Peskin, Aaron \(BOS\)](#); [Haney, Matt \(BOS\)](#); [Stefani, Catherine \(BOS\)](#); [Ronen, Hillary](#); [Mar, Gordon \(BOS\)](#); [Walton, Shamann \(BOS\)](#); [ChanStaff \(BOS\)](#); [MelgarStaff \(BOS\)](#); [Safai, Ahsha \(BOS\)](#); [Preston, Dean \(BOS\)](#); [MandelmanStaff, \(BOS\)](#); [Board of Supervisors, \(BOS\)](#)
Cc: [Souza, Sarah \(BOS\)](#); [Hepner, Lee \(BOS\)](#); [David P. Cincotta](#); [Sue Hestor](#); [Woody LaBounty](#); [Zrants GM](#); [Bernard Choden](#); [Howard](#); [Shawn B. Farrell](#); [Patricia Rose](#); [Jimmy Choi](#); [Theresa Calderon](#)
Subject: Special Order October 19 3PM-- Appeal of Mitigated Negative Declaration Fw: 1525 Pine Criminal and ethical violations promote Grubstake project Fw: D2 Office Follow-up
Date: Monday, October 18, 2021 2:17:36 PM

This message is from outside the City email system. Do not open links or attachments from untrusted sources.

Supervisors::

So pressed for time, I apologize for recycling to your office information that was prepared for lawyers, the Planning Department, and CSFN.

I understand a supervisor could not discuss with me issues surrounding our appeal of 1525 Pine. I would be glad of an opportunity to confer with Staff.

Returning the case to planners for preparing an EIR opens an avenue to reconsider approvals that were extracted under intimidation, and could precipitate a round of litigation following several paths.

I am trying to spare the Planning Department (where some discerned errors before I intervened);

and now I am trying to spare our supervisors from allowing dishonesty, manipulation, and threats that originated with speculative developers make our city look like a laughingstock.

More information follows regarding **civil violations** surrounding this bizarre proposal for the Grubstake site, in addition to acts that could be criminal. This development group showed no qualms about acting before so many witnesses.

Don't let us forget criminal and ethical violations of the "Lower Polk" leaders-- who proposed the unique "mitigation" for 1525 Pine to earn their pay as unregistered permit expeditors Nothing new there.

Newsworthy yes. But not new.

Linda Chapman
1316 Larkin St 94109
516 5063

----- Forwarded Message -----

From: Linda <licwa@yahoo.com>

To: Zrants GM <zrants@gmail.com>; David P. Cincotta <davidc@dpclawoffices.com>; Patricia Rose;

Shawn B. Farrell; Theresa Calderon

Cc: Jimmy Choi; John of San Francisco <john33sf@yahoo.com>; David Elliott Lewis <ideazones@yahoo.com>; Michael Nulty <sf_district6@yahoo.com>; Hillis Rich (CPC) <rich.hillis@sfgov.org>

Sent: Monday, October 18, 2021, 10:46:25 AM PDT

Subject: 1525 Pine Criminal and ethical violations promote Grubstake project Fw: D2 Office Follow-up

High on my list -- after our hearing-- is reporting criminal violations some of you witnessed in Grubstake dealings at public meetings:
Including but not limited to the "community leaders" funded by our city while claiming D3 and D6 territory they call Lower Polk.

BOS has heard about extortion and bribes involving these Permit Expeditors in General Public Comment. Likewise Planning Commissioners (Thank you D6.)
Make sure Zoom witnesses get those Grubstake dealings into hearing testimony. I only get 3 minutes.

Linda..

----- Forwarded Message -----

From: StefaniStaff, (BOS) <stefanistaff@sfgov.org>

To: licwa@yahoo.com <licwa@yahoo.com>

Sent: Monday, October 18, 2021, 10:04:48 AM PDT

Subject: D2 Office Follow-up

Hello Linda,

Thank you for taking the time to speak with me on Friday. The FBI's San Francisco office can be contact at (415) 553-7400 and more information can be found on their website [HERE](#).

I can also be sure to share with my colleague Dominica that you would like to remain updated on the progress of the signs legislation and when it will be coming before committee and the full Board. Thank you again for reaching out.

Best,
Frankie

Frankie Falzon
Administrative Aide and Constituent Liaison
District 2 Supervisor Catherine Stefani
City and County of San Francisco
415-554-7752

From: [Nicholas Pigott](#)
To: [Peskin, Aaron \(BOS\)](#); [Stefani, Catherine \(BOS\)](#); [Marstaff \(BOS\)](#); [PrestonStaff \(BOS\)](#); [ChanStaff \(BOS\)](#); [Haneystaff \(BOS\)](#); [MelgarStaff \(BOS\)](#); [MandelmanStaff, \(BOS\)](#); [RonenStaff \(BOS\)](#); [Safai, Ahsha \(BOS\)](#); [Waltonstaff \(BOS\)](#); [Board of Supervisors, \(BOS\)](#)
Cc: [Hepner, Lee \(BOS\)](#); [Alexis Pelosi](#)
Subject: 1525 Pine Street (BOS File No 210901)
Date: Sunday, October 17, 2021 3:46:36 PM
Attachments: [1525 Pine Street - Letter from Project Sponsor re Grubstake Commitment Attachments \(BOS File No. 210901\) copy.pdf](#)

This message is from outside the City email system. Do not open links or attachments from untrusted sources.

President Walton and Supervisors,

As the project sponsors and owners and operators of the Grubstake restaurant, we respectfully submit the attached letter expressing not only our commitment to the continued operation of the Grubstake restaurant but outlining our obligation under the approvals granted for the project to do so.

Nick and Jimmy

Nicholas Pigott
c. 206.920.7003

From: [Jimmy Consos](#)
To: [Peskin, Aaron \(BOS\)](#); [Stefani, Catherine \(BOS\)](#); [Marstaff \(BOS\)](#); [PrestonStaff \(BOS\)](#); [ChanStaff \(BOS\)](#); [Haneystaff \(BOS\)](#); [MelgarStaff \(BOS\)](#); [MandelmanStaff, \(BOS\)](#); [RonenStaff \(BOS\)](#); [Safai, Ahsha \(BOS\)](#); [Waltonstaff \(BOS\)](#); [Board of Supervisors, \(BOS\)](#)
Subject: For Public Record: Grubstake Support!
Date: Friday, October 15, 2021 2:49:09 PM

This message is from outside the City email system. Do not open links or attachments from untrusted sources.

Dear Board President Walton and Supervisors,

On behalf of Juanita MORE!, Empress of the Imperial Court of San Francisco, I am submitting an article from the Bold Italic, Let's Talk About the Grubstake Diner, written by Juanita MORE! I am sharing the article because it aptly captures the importance of preserving the Grubstake for current and future generations of the LGBTQ+ community.

The article can be viewed here: <https://thebolditalic.com/lets-talk-about-the-grubstake-diner-48dbb8007ff1>

Thank you, and please enter the article into the record for the Grubstake project.

Truly,
Jimmy Consos

Grubstake Diner

1525 Pine St., San Francisco, California 94109
Tel: 415.895.2130

From: [Susana Gonzales](#)
To: [Peskin, Aaron \(BOS\)](#); [Stefani, Catherine \(BOS\)](#); [Marstaff \(BOS\)](#); [PrestonStaff \(BOS\)](#); [ChanStaff \(BOS\)](#); [Haneystaff \(BOS\)](#); [MelgarStaff \(BOS\)](#); [MandelmanStaff, \[BOS\]](#); [RonenStaff \(BOS\)](#); [Safai, Ahsha \(BOS\)](#); [Waltonstaff \(BOS\)](#); [Board of Supervisors, \(BOS\)](#); sfgrubstake@gmail.com
Subject: Support Rebuilding Grubstake Diner
Date: Thursday, October 14, 2021 11:51:23 PM

This message is from outside the City email system. Do not open links or attachments from untrusted sources.

Dear Supervisor Peskin and Supervisors,

The Grubstake Diner holds great importance to the LGBTQ+ community, and I am pleased to express my support for the rebuilding of this community treasure. After waiting over six-years to redevelop the site with 21-units of middle-income housing over a new Grubstake Diner, the project continues to face opposition from adjacent residents who only recently moved into the neighborhood.

The Grubstake team has worked tirelessly to address its next-door neighbors' concerns, including having a light analysis prepared that found the project meets CEQA requirements and the units would still receive light from the interior courtyard which with a matching lightwell on the project would be greater than 25 by 25 feet. Additionally, even though residents of the Austin will receive sufficient sunlight and the project does not pose a health and safety hazard, the project sponsor has in good faith voluntarily added UV lights to its building, timed to match daylight hours to enhance the light in the interior courtyard further.

Despite these efforts, some owners at the Austin have continued their years-long abuse of the City's land use entitlement process, appealing the Mitigated Negative Declaration granted for the project by the Planning Commission, citing the impact on the light, air, and private terraces of the existing building's units, as well as the project's lack of parking, and the "over-supply of housing in the neighborhood."

The residents of the neighboring Austin condominium building have tried in every way possible to file appeals to various aspects of the project while their sole intent is to block any additional height adjacent to their building. It is important to note that all owners at the Austin were required to sign pre-sale disclosures stating the Grubstake site would be developed, and that light, air, and views on the eastern side of the building where the lightwell exists would be impacted.

The project sponsor is using the State Density Bonus Program (SDBP), which encourages developers to elevate the height and development capacity of a project in order to generate increased housing in urban neighborhoods. The SDBP provides more flexibility in planning and financing new home development and will help ensure the viability of this important LGBTQ+ preservation project.

The Grubstake team has made every attempt possible to address any issues brought forth by the Austin residents and we hope that you see the value of this project in its proposed form and deny this frivolous appeal.

From: [Evelyn Ramirez](#)
To: [Peskin, Aaron \(BOS\)](#); [Stefani, Catherine \(BOS\)](#); [Marstaff \(BOS\)](#); [PrestonStaff \(BOS\)](#); [ChanStaff \(BOS\)](#); [Haneystaff \(BOS\)](#); [MelgarStaff \(BOS\)](#); [MandelmanStaff, \[BOS\]](#); [RonenStaff \(BOS\)](#); [Safai, Ahsha \(BOS\)](#); [Waltonstaff \(BOS\)](#); [Board of Supervisors, \(BOS\)](#); sfgrubstake@gmail.com
Subject: Support Rebuilding Grubstake Diner
Date: Thursday, October 14, 2021 11:05:18 PM

This message is from outside the City email system. Do not open links or attachments from untrusted sources.

Dear Supervisor Peskin and Supervisors,

The Grubstake Diner holds great importance to the LGBTQ+ community, and I am pleased to express my support for the rebuilding of this community treasure. After waiting over six-years to redevelop the site with 21-units of middle-income housing over a new Grubstake Diner, the project continues to face opposition from adjacent residents who only recently moved into the neighborhood.

The Grubstake team has worked tirelessly to address its next-door neighbors' concerns, including having a light analysis prepared that found the project meets CEQA requirements and the units would still receive light from the interior courtyard which with a matching lightwell on the project would be greater than 25 by 25 feet. Additionally, even though residents of the Austin will receive sufficient sunlight and the project does not pose a health and safety hazard, the project sponsor has in good faith voluntarily added UV lights to its building, timed to match daylight hours to enhance the light in the interior courtyard further.

Despite these efforts, some owners at the Austin have continued their years-long abuse of the City's land use entitlement process, appealing the Mitigated Negative Declaration granted for the project by the Planning Commission, citing the impact on the light, air, and private terraces of the existing building's units, as well as the project's lack of parking, and the "over-supply of housing in the neighborhood."

The residents of the neighboring Austin condominium building have tried in every way possible to file appeals to various aspects of the project while their sole intent is to block any additional height adjacent to their building. It is important to note that all owners at the Austin were required to sign pre-sale disclosures stating the Grubstake site would be developed, and that light, air, and views on the eastern side of the building where the lightwell exists would be impacted.

The project sponsor is using the State Density Bonus Program (SDBP), which encourages developers to elevate the height and development capacity of a project in order to generate increased housing in urban neighborhoods. The SDBP provides more flexibility in planning and financing new home development and will help ensure the viability of this important LGBTQ+ preservation project.

The Grubstake team has made every attempt possible to address any issues brought forth by the Austin residents and we hope that you see the value of this project in its proposed form and deny this frivolous appeal.

- Evelyn Reyes

From: [Board of Supervisors, \(BOS\)](#)
To: [BOS-Supervisors](#)
Cc: [Calvillo, Angela \(BOS\)](#); [Mchugh, Eileen \(BOS\)](#); [Ng, Wilson \(BOS\)](#); [Somera, Alisa \(BOS\)](#); [Laxamana, Junko \(BOS\)](#)
Subject: Public Correspondence Regarding File No. 210699
Date: Thursday, October 21, 2021 4:17:00 PM
Attachments: [3 letters regarding file no 210699.pdf](#)

Dear Supervisors,

Attached are three letters regarding File No. 210699.

Regards,

Richard Lagunte

Board of Supervisors - Clerk's Office

1 Dr. Carlton B. Goodlett Place, Room 244

San Francisco, CA 94102

P (415) 554-7709 | F (415) 554-5163

richard.lagunte@sfgov.org | www.sfbos.org

Pronouns: he, him, his

From: [Dave Massen](#)
To: [Board of Supervisors, \(BOS\)](#)
Cc: [Aaron Leifer](#)
Subject: Please support Ordinance 210699
Date: Thursday, October 21, 2021 11:46:38 AM

This message is from outside the City email system. Do not open links or attachments from untrusted sources.

Dear San Francisco Supervisors,

We want to thank Supervisors Mandelman, Ronen, Preston, Melgar and Peskin for co-sponsoring proposed [Ordinance 210699](#), and to encourage all other Supervisors to co-sponsor or support the measure at the Board meetings on Oct. 26 and Nov. 2. The ordinance will protect tenants from losing parking, storage, laundry, and other housing services as a result of illegal Accessory Dwelling Unit (ADU) construction.

The ordinance is not about stopping lawful ADUs, it's about protecting the already established rights of tenants. It will clarify laws that are already on the books. We ask that the City not add housing in ways that make life worse for people already living on the property and potentially force tenants out, which can mean out of San Francisco entirely.

At 700 Church Street, our landlord Ballast Investments has filed plans to remove 12 of 17 parking spaces, all of our storage lockers, and our laundry room which we also use as a community room - plans that would drastically reduce the quality of life for existing tenants. Similar projects, which violate the SF Rent Ordinance by removing housing services, have proceeded throughout San Francisco because of a lack of clarity in regulations and of any requirements for the Rent Board and the Planning Dept. to communicate with one another.

It's been said this legislation is necessary only because of a few bad actors, but the bad actors are large corporations who own multiple properties and have taken advantage of administrative loopholes this ordinance will help to close. The 700 Church project has not been approved yet because we filed for a discretionary review; this ordinance will protect us when it becomes law.

For us and for all San Francisco tenants, please support Ordinance 210699. Erica Major at the Land Use and Transportation Committee has emails from other tenants.

Sincerely,

Aaron Leifer
Apt. 207

Dave Massen
Apt. 313

Co-Chairs
700 Church Ballast Tenants' Association

From: [Major, Erica \(BOS\)](#)
To: [Board of Supervisors, \(BOS\)](#)
Subject: FW: Monday, Oct.18 - Supervisor Mandelman's ordinance to protect tenants from harm by (ADU) construction
Date: Tuesday, October 19, 2021 11:05:07 AM

C page, 210699.

ERICA MAJOR

Assistant Clerk

Board of Supervisors

1 Dr. Carlton B. Goodlett Place, City Hall, Room 244 San Francisco, CA 94102

Phone: (415) 554-4441 | Fax: (415) 554-5163

Erica.Major@sfgov.org | www.sfbos.org

(VIRTUAL APPOINTMENTS) To schedule a “virtual” meeting with me (on Microsoft Teams), please ask and I can answer your questions in real time.

Due to the current COVID-19 health emergency and the Shelter in Place Order, the Office of the Clerk of the Board is working remotely while providing complete access to the legislative process and our services.

Click [HERE](#) to complete a Board of Supervisors Customer Service Satisfaction form.

The [Legislative Research Center](#) provides 24-hour access to Board of Supervisors legislation, and archived matters since August 1998.

~~~~~

**Disclosures:** *Personal information that is provided in communications to the Board of Supervisors is subject to disclosure under the California Public Records Act and the San Francisco Sunshine Ordinance. Personal information provided will not be redacted. Members of the public are not required to provide personal identifying information when they communicate with the Board of Supervisors and its committees. All written or oral communications that members of the public submit to the Clerk's Office regarding pending legislation or hearings will be made available to all members of the public for inspection and copying. The Clerk's Office does not redact any information from these submissions. This means that personal information—including names, phone numbers, addresses and similar information that a member of the public elects to submit to the Board and its committees—may appear on the Board of Supervisors website or in other public documents that members of the public may inspect or copy.*

---

**From:** Jeffrey Kelton <jeffkeltonphd@gmail.com>  
**Sent:** Sunday, October 17, 2021 7:28 PM  
**To:** Major, Erica (BOS) <erica.major@sfgov.org>  
**Subject:** Re: Monday, Oct.18 - Supervisor Mandelman's ordinance to protect tenants from harm by (ADU) construction

This message is from outside the City email system. Do not open links or attachments from untrusted sources.

I have been a SF resident and renter since 2010. I strongly support Supervisor Rafael Mandelman's Ordinance protecting tenants from harm by ADU construction.

I am now a Senior (aged 73) and rely upon the building services such as laundry facilities, parking and storage lockers which have been scheduled to be removed in order to build the ADUs in our building at 700 Church Street. As I age I count on these building services to insure the quality of living and for which I initially became a tenant at 700 Church Street.

This becomes especially significant as I now am more hesitant to walk the streets freely to deal with daily activities. To do laundry or now have to park on the streets would affect my sense of safety, security and a sense of well-being.

It seems to me that Ballast Investments are not concerned with the welfare of their tenants. They operate to improve their properties without concern for how such a process impacts the tenant's quality of life. We have already gone through an extensive period of "renovation" aimed to convert existing units so that they can convert such units to have more "bedrooms" so they can charge much higher rents.

As they proceeded with this they did not adhere to time frames often starting earlier, going beyond timelines posted without follow up clarification. Also supervision of the work crews was spotty resulting in workers smoking on site, not wearing masks, not cleaning up after themselves, and leading to frequent corrections of work.

Many of us, including myself, need to work from home, an issue heightened by the pandemic. The constant noise and dust and unknown people in the building not wearing masks had greatly impacted life in the building in a degraded way and often disrupting the capacity to do work.

The above seems to me to demonstrate their lack of concern for their tenants and how their desire to build ADUs is not in the spirit of what the original Ordinance advocated for. They wish to build ADUs not to help the need for more places to live in throughout San Francisco and, more to take advantage, in order to create high revenue offerings in the marketplace.

Thank you for listening,

Jeffrey Kelton  
700 Church Street, #101  
San Francisco, CA. 94114

**From:** [Major, Erica \(BOS\)](#)  
**To:** [Board of Supervisors, \(BOS\)](#)  
**Subject:** FW: Planning, Administrative Codes - Accessory Dwelling Units  
**Date:** Tuesday, October 19, 2021 11:03:17 AM

---

C pages, 210699.

## ERICA MAJOR

### Assistant Clerk

Board of Supervisors

1 Dr. Carlton B. Goodlett Place, City Hall, Room 244 San Francisco, CA 94102

Phone: (415) 554-4441 | Fax: (415) 554-5163

[Erica.Major@sfgov.org](mailto:Erica.Major@sfgov.org) | [www.sfbos.org](http://www.sfbos.org)

**(VIRTUAL APPOINTMENTS)** To schedule a “virtual” meeting with me (on Microsoft Teams), please ask and I can answer your questions in real time.

*Due to the current COVID-19 health emergency and the Shelter in Place Order, the Office of the Clerk of the Board is working remotely while providing complete access to the legislative process and our services.*

Click [HERE](#) to complete a Board of Supervisors Customer Service Satisfaction form.

The [Legislative Research Center](#) provides 24-hour access to Board of Supervisors legislation, and archived matters since August 1998.

~~~~~

Disclosures: *Personal information that is provided in communications to the Board of Supervisors is subject to disclosure under the California Public Records Act and the San Francisco Sunshine Ordinance. Personal information provided will not be redacted. Members of the public are not required to provide personal identifying information when they communicate with the Board of Supervisors and its committees. All written or oral communications that members of the public submit to the Clerk's Office regarding pending legislation or hearings will be made available to all members of the public for inspection and copying. The Clerk's Office does not redact any information from these submissions. This means that personal information—including names, phone numbers, addresses and similar information that a member of the public elects to submit to the Board and its committees—may appear on the Board of Supervisors website or in other public documents that members of the public may inspect or copy.*

From: Kathy Lipscomb <kathylipscomb2@gmail.com>
Sent: Monday, October 18, 2021 10:05 AM
To: Major, Erica (BOS) <erica.major@sfgov.org>
Subject: Planning, Administrative Codes - Accessory Dwelling Units

This message is from outside the City email system. Do not open links or attachments from untrusted sources.

To whom it may concern:

My name is Kathy Lipscomb and I am a member of the Tenants Union as well as Senior & Disability Action.

I urge you to amend the Administrative Code to clarify that landlords cannot remove certain housing services without just cause and **that issuance of a building permit does not constitute** just cause.

Moreover, it is essential that findings required under the Tenants Protection Act of 2019; findings under CEQA, the General Plan and Priority policies of Planning Code Section 101.1 be followed.

Thank you for your attention to this matter.

From: [Lagunte, Richard \(BOS\)](#)
To: [BOS-Supervisors](#)
Cc: [Calvillo, Angela \(BOS\)](#); [Mchugh, Eileen \(BOS\)](#); [Ng, Wilson \(BOS\)](#); [Somera, Alisa \(BOS\)](#); [Laxamana, Junko \(BOS\)](#)
Subject: Public Correspondence regarding store closures
Date: Thursday, October 21, 2021 5:17:00 PM
Attachments: [2 letters regarding walgreens closures.pdf](#)

Dear Supervisors,

Attached are 2 letters regarding Walgreens closures.

Regards,

Richard Lagunte

Board of Supervisors - Clerk's Office

1 Dr. Carlton B. Goodlett Place, Room 244

San Francisco, CA 94102

P (415) 554-7709 | F (415) 554-5163

richard.lagunte@sfgov.org | www.sfbos.org

Pronouns: he, him, his

From: [Caroline Anzur](#)
To: [Board of Supervisors, \(BOS\)](#)
Subject: Walgreens Closures Unacceptable
Date: Thursday, October 14, 2021 12:24:13 PM

This message is from outside the City email system. Do not open links or attachments from untrusted sources.

It is unconscionable that a world-class city such as San Francisco is falling apart so spectacularly without any oversight from our city government. The Walgreens closures - and the reasons why they are closing - is unacceptable. Valuable and needed services like pharmacies must stay in the local neighborhoods. Brazen stealing with no meaningful consequences is unacceptable and not what we as citizens expect from the people we elect to maintain our city at a level of quality.

SF residents pay a fortune for the opportunity to live in this city but the value of that cost is becoming increasingly less. Our city is filthy and in disrepair, homelessness and open drug use rampant, vandalism a daily occurrence, not to mention public nudity that goes unchecked. Please pay attention to what's needed in our city and do something soon so that we are not the laughing stock of rest of the country (and world). Thank you.

From: [Carrie Hadler](#)
To: [Breed, Mayor London \(MYR\)](#); [Board of Supervisors. \(BOS\)](#)
Subject: Walgreens closing
Date: Thursday, October 14, 2021 11:09:37 AM

This message is from outside the City email system. Do not open links or attachments from untrusted sources.

Dear Mayor Breed:

Please take the necessary steps to stop the looting that is occurring at Walgreens around San Francisco. My husband has witnessed brazen theft at the Walgreens on Noriega. The stores cannot keep up with the losses, and many of them are [closing](#). These stores provide much-needed services (COVID and flu vaccinations to name a few) and often are the only source for groceries for San Franciscans.

Thank you.

Best,
Carrie Hadler
Sunset District

From: [Board of Supervisors, \(BOS\)](#)
To: [BOS-Supervisors](#)
Cc: [BOS Legislation, \(BOS\)](#); [Calvillo, Angela \(BOS\)](#); [Laxamana, Junko \(BOS\)](#); [Mchugh, Eileen \(BOS\)](#); [Ng, Wilson \(BOS\)](#); [Somera, Alisa \(BOS\)](#)
Subject: 2 Letters regarding File No. 210791
Date: Thursday, October 21, 2021 8:37:00 AM
Attachments: [2 Letters regarding File No. 210791.pdf](#)

Hello,

Please see attached 2 Letters regarding File No. 210791.

File No. 210791 – Hearing of persons interested in or objecting to the approval of a Conditional Use Authorization pursuant to Sections 303 and 317 of the Planning Code, for a proposed project at 249 Texas Street, Assessor's Parcel Block No. 4001, Lot No. 017A, identified in Planning Case No. 2020-003223CUA, issued by the Planning Commission by Motion No. 20930, dated June 3, 2021, to demolish the existing 3,908 square-foot three-story single-family dwelling with an unauthorized dwelling unit and construct a new three-story 4,864 square-foot residential building containing two dwelling units above a garage with two off-street parking spaces, within the RH-2 (Residential House, Two-Family) Zoning District and a 40-X Height and Bulk District. (District 10) (Appellants: Kathleen Roberts-Block and Sasha Gala) (Filed July 6, 2021).

Regards,

John Bullock
 Board of Supervisors - Clerk's Office
 1 Dr. Carlton B. Goodlett Place, Room 244
 San Francisco, CA 94102
 (415) 554-5184

Disclosures: *Personal information that is provided in communications to the Board of Supervisors is subject to disclosure under the California Public Records Act and the San Francisco Sunshine Ordinance. Personal information provided will not be redacted. Members of the public are not required to provide personal identifying information when they communicate with the Board of Supervisors and its committees. All written or oral communications that members of the public submit to the Clerk's Office regarding pending legislation or hearings will be made available to all members of the public for inspection and copying. The Clerk's Office does not redact any information from these submissions. This means that personal information—including names, phone numbers, addresses and similar information that a member of the public elects to submit to the Board and its committees—may appear on the Board of Supervisors website or in other public documents that members of the public may inspect or copy.*

From: [John deCastro](#)
To: [Walton, Shamann \(BOS\)](#)
Cc: [Board of Supervisors, \(BOS\)](#); [BOS Legislation, \(BOS\)](#)
Subject: 249 Texas Opposition
Date: Thursday, October 14, 2021 11:28:14 AM

This message is from outside the City email system. Do not open links or attachments from untrusted sources.

Dear Supervisor Walton

I am opposed to the Planning Commission's approval of the Conditional Use Authorization for 249 Texas because the project is neither necessary or desirable.

My family has owned rental property in Potrero Hill for over 40 years. I have lived on Potrero Hill since 1979.

I follow the rent control rules and landlords who are accused of not following the rules just invite the more regulations or ballot measures that impact my family holding.

I hope the Supervisors direct the developer to explore options to retain the existing two rent controlled units at 249 Texas.

Regards

John

John deCastro
2jbdecastro@gmail.com

From: [Randall Whitehead](#)
To: [Board of Supervisors, \(BOS\)](#)
Subject: FW: Letter of protest for saving the Victorian at 249 Texas Street
Date: Thursday, October 14, 2021 10:47:54 AM
Attachments: [Planning Commision Letter.docx](#)

This message is from outside the City email system. Do not open links or attachments from untrusted sources.

From: Randall Whitehead
Sent: Thursday, October 14, 2021 10:44 AM
To: Shamann.Walton@sfgov.org; Board.of.Supervisors@sfgov.org; bos.legislation@sfor.gov
Subject: Letter of protest for saving the Victorian at 249 Texas Street

Please find attached a letter that explains my position on the demolition of the 2-unit Victorian at 249 Texas Street.

Thank you very much,
Randall Whitehead

Randall Whitehead
1212 Eighteenth Street San Francisco California 94107

October 14, 2021

Dear President Walton and the Board of Supervisors,

I am writing to of oppose the Conditional Use Authorization of the home at 249 Texas Street by the Planning Commission. I live around the corner from this property and feel that turning a 2-unit rent controlled home into a single family McMansion is out of character for the neighborhood.

A group of concerned neighbors have tried to get a meeting with the developers, but we have not been given the chance, even though we were promised that they would. We, as neighbors, and the Tenants Union have gone to the hearings, but we have been ignored by the developers.

The existing building is a historic Victorian, nestled in a row of homes from that same era. Yes, it is sorely in need of some repairs, especially a good paint job. But needs to be preserved, not demolished.

I am requesting that the board of supervisors overturn the planning commission's decision. Let's find a way to retain the two rent controlled units and save a Victorian that helps retain the history of Potrero Hill and the character of the city.

Thank you for your consideration,

Randall Whitehead

Randall Whitehead

From: [Lucas Williams](#)
To: [Board of Supervisors, \(BOS\)](#)
Subject: Public Comment - Agenda Item 210966 - 10/19/2021 BOS Meeting
Date: Tuesday, October 19, 2021 9:28:07 AM
Attachments: [L"2021-10-19 BOS Re VTC \(Bayview Hill\)\(f\)x.pdf](#)

This message is from outside the City email system. Do not open links or attachments from untrusted sources.

Dear Clerk of the Board of Supervisors:

Please see attached public comment letter concerning Agenda Item No. 210966 on behalf of the Bayview Hill Neighborhood Association. Please disregard and discard the version of this letter sent last night.

Best,

Lucas

Lucas Williams

Visiting Associate Professor of Law
Staff Attorney, Environmental Law and Justice Clinic
Golden Gate University School of Law
536 Mission Street
San Francisco, CA 94105
+1 707.849.5198 | luwilliams@ggu.edu

WARNING: This E-mail, and any attachments, are covered by the Electronic Communications Privacy Act, 18 U.S.C. §2510-2521. This email may contain confidential and legally privileged information. The contents of this e-mail, and any attachments, are intended solely for the use of the person or entity to whom the e-mail was addressed. This email may also contain information that may be protected by the attorney-client privilege, work-product doctrine, or other privileges, and may be restricted from disclosure by applicable Federal and State laws. If you are not the intended recipient of this email **you are advised that any dissemination, distribution, or use of the contents of this message is strictly prohibited.** If you received this e-mail message in error, please contact the sender by reply e-mail or phone. Please also permanently delete all copies of the original e-mail and any attachments.

From: [Rachel Norton](#)
To: [Board of Supervisors, \(BOS\)](#)
Subject: In support of Vehicle Triage Center, Candlestick Point State Recreation Area
Date: Friday, October 15, 2021 5:35:29 PM
Attachments: [In support of VTC.docx](#)

This message is from outside the City email system. Do not open links or attachments from untrusted sources.

Please find attached the following letter in support of the Vehicle Triage Center at Candlestick Point State Recreation Area:

Supervisor Shamann Walton, President
Supervisor Connie Chan
Supervisor Catherine Stefani
Supervisor Aaron Peskin
Supervisor Gordon Mar
Supervisor Dean Preston
Supervisor Matt Haney
Supervisor Myrna Melgar
Supervisor Rafael Mandelman
Supervisor Hilary Ronen
Supervisor Ahsha Safai

Dear Supervisors:

We write as a coalition of organizations working in partnership over many years with the Department of Parks and Recreation to support Candlestick Point State Recreation Area (CPSRA), located adjacent to the site of the former stadium, and urge you to support the proposed Vehicle Triage Center.

From the beginning, this park has always been about hope, faith and perseverance. The community hoped for a park, and thanks to legislation sponsored by then-Assemblymember Art Agnos, the state bought the land from the Federal Government and designated it to be California's first urban state park.

Together, the coalition, state parks and the local community had a vision for this place, with its unique ecology and wildlife, as well as its Native American, industrial, cultural, and environmental justice history. The surrounding neighborhood has long borne the burdens of pollution, lack of economic opportunity and less access to safe outdoor spaces than other parts of San Francisco. We have remained steadfast in our vision of improved park access and increased support for community health in southeast San Francisco, and we have worked together to make this vision a reality.

In recent years, the impacts of hopelessness and economic inequality have increased around and inside the park. There have been lapses in communication and collaboration between the state and the City, and a general lack of attention to quality-of-life issues that occur either on city property or state property in the park's vicinity. The economic downturn related to the pandemic has only made these problems worse – state parks has now been forced to close CPSRA's restrooms and its main parking lot to discourage vandalism, criminal activity and unsanitary conditions.

We were heartened by the proposal from Mayor Breed to provide a safer, more sanitary place for

unhoused neighbors currently living in vehicles to stay until they can access city services, combined with stepped up enforcement that will again make Candlestick Point an inviting, safe and healthy place for community members to enjoy. The proposal will utilize a parking lot that is far from any developed part of the park, limiting impact on the amenities that are most used by visitors, like picnic areas, piers, campsites and walking trails.

We are also heartened by increased communication and collaboration between city departments and local state parks leadership, making a clean, healthy and safe park a priority for everyone in the surrounding neighborhood. We urge your support of the Vehicle Triage Center as a step forward in the long journey to make the community's vision for Candlestick Point a reality.

Sincerely,

Rachel Norton, Executive Director, California State Parks Foundation

Christine Lehnertz, CEO, Golden Gate National Parks Conservancy

Kindley Walsh Lawlor, President & CEO, Parks California

Hollis Pierce, Executive Director, Literacy for Environmental Justice

Rachel Norton, Executive Director

California State Parks Foundation

415-262-4401 | rachel@calparks.org

33 New Montgomery Street, Suite 520, San Francisco, CA 94105

[Website](#) | [Facebook](#) | [Twitter](#) | [Instagram](#)

From: [Major, Erica \(BOS\)](#)
To: [Board of Supervisors, \(BOS\)](#)
Subject: FW: MUNI Bus Shelter Maintenance
Date: Tuesday, October 19, 2021 5:23:32 PM

C pages.

From: rvpsf@sonic.net <rvpsf@sonic.net>
Sent: Friday, October 15, 2021 2:43 PM
To: MelgarStaff (BOS) <melgarstaff@sfgov.org>; Major, Erica (BOS) <erica.major@sfgov.org>
Cc: Preston, Dean (BOS) <dean.preston@sfgov.org>; Peskin, Aaron (BOS) <aaron.peskin@sfgov.org>
Subject: MUNI Bus Shelter Maintenance

This message is from outside the City email system. Do not open links or attachments from untrusted sources.

Supervisor Melgar,

I understand that you are the Chairman of the Land Use and Transportation Committee. With that in mind, I would like to raise an issue concerning the current upkeep of MUNI bus shelters.

Eleven hundred of these shelters were installed several years ago in San Francisco by Clear Channel Outdoor. The company agreed to care for them in exchange for the advertising space. Since that time, we have seen a decided decline in their maintenance. Currently, hundreds have not been repaired and are missing one or more glass panels. Please see the attached images.

While there is a site to note individual shelter repair issues, there is no feasible way to report the hundreds of instances of needed repair. I did open a case via the 311 line indicating the scope of the problem. MUNI responded with a memo stating that the issue had been referred to the appropriate parties and closed the case.

Is there a reason so many of the shelters are unrepaired? As winter approaches, the lack of maintenance becomes more of an issue for those who use the MUNI. Without the glass panels, there is virtually no respite from the wind and rain. Equally important is why Clear Channel is not being held accountable. I'd appreciate your response.

Thank you for your service to the city.

Best regards,
Roger Parodi

From: [Major, Erica \(BOS\)](#)
To: [Board of Supervisors, \(BOS\)](#)
Subject: FW: MUNI Bus Shelter Maintenance
Date: Tuesday, October 19, 2021 11:11:05 AM

C pages, no file.

ERICA MAJOR

Assistant Clerk

Board of Supervisors

1 Dr. Carlton B. Goodlett Place, City Hall, Room 244 San Francisco, CA 94102

Phone: (415) 554-4441 | Fax: (415) 554-5163

Erica.Major@sfgov.org | www.sfbos.org

(VIRTUAL APPOINTMENTS) To schedule a “virtual” meeting with me (on Microsoft Teams), please ask and I can answer your questions in real time.

Due to the current COVID-19 health emergency and the Shelter in Place Order, the Office of the Clerk of the Board is working remotely while providing complete access to the legislative process and our services.

Click [HERE](#) to complete a Board of Supervisors Customer Service Satisfaction form.

The [Legislative Research Center](#) provides 24-hour access to Board of Supervisors legislation, and archived matters since August 1998.

~~~~~

**Disclosures:** *Personal information that is provided in communications to the Board of Supervisors is subject to disclosure under the California Public Records Act and the San Francisco Sunshine Ordinance. Personal information provided will not be redacted. Members of the public are not required to provide personal identifying information when they communicate with the Board of Supervisors and its committees. All written or oral communications that members of the public submit to the Clerk's Office regarding pending legislation or hearings will be made available to all members of the public for inspection and copying. The Clerk's Office does not redact any information from these submissions. This means that personal information—including names, phone numbers, addresses and similar information that a member of the public elects to submit to the Board and its committees—may appear on the Board of Supervisors website or in other public documents that members of the public may inspect or copy.*

---

**From:** MelgarStaff (BOS) <melgarstaff@sfgov.org>  
**Sent:** Friday, October 15, 2021 5:35 PM  
**To:** rvpsf@sonic.net; Major, Erica (BOS) <erica.major@sfgov.org>  
**Cc:** Preston, Dean (BOS) <dean.preston@sfgov.org>; Peskin, Aaron (BOS) <aaron.peskin@sfgov.org>  
**Subject:** Re: MUNI Bus Shelter Maintenance

Thank you Mr. Parodi for your inquiry. The Board of Supervisors does not oversee the SF Municipal Transportation Agency (SFMTA), but you bring up a fair point about the level of disrepair despite the contract in place between the agency and Clear Channel for general maintenance. We will be sure to raise this with SFMTA.



Jen

---

**From:** [rvpsf@sonic.net](mailto:rvpsf@sonic.net) <[rvpsf@sonic.net](mailto:rvpsf@sonic.net)>

**Sent:** Friday, October 15, 2021 2:42 PM

**To:** MelgarStaff (BOS) <[melgarstaff@sfgov.org](mailto:melgarstaff@sfgov.org)>; Major, Erica (BOS) <[erica.major@sfgov.org](mailto:erica.major@sfgov.org)>

**Cc:** Preston, Dean (BOS) <[dean.preston@sfgov.org](mailto:dean.preston@sfgov.org)>; Peskin, Aaron (BOS) <[aaron.peskin@sfgov.org](mailto:aaron.peskin@sfgov.org)>

**Subject:** MUNI Bus Shelter Maintenance

This message is from outside the City email system. Do not open links or attachments from untrusted sources.

Supervisor Melgar,

I understand that you are the Chairman of the Land Use and Transportation Committee. With that in mind, I would like to raise an issue concerning the current upkeep of MUNI bus shelters.

Eleven hundred of these shelters were installed several years ago in San Francisco by Clear Channel Outdoor. The company agreed to care for them in exchange for the advertising space. Since that time, we have seen a decided decline in their maintenance. Currently, hundreds have not been repaired and are missing one or more glass panels. Please see the attached images.

While there is a site to note individual shelter repair issues, there is no feasible way to report the hundreds of instances of needed repair. I did open a case via the 311 line indicating the scope of the problem. MUNI responded with a memo stating that the issue had been referred to the appropriate parties and closed the case.

Is there a reason so many of the shelters are unrepaired? As winter approaches, the lack of maintenance becomes more of an issue for those who use the MUNI. Without the glass panels, there is virtually no respite from the wind and rain. Equally important is why Clear Channel is not being held accountable. I'd appreciate your response.

Thank you for your service to the city.

Best regards,  
Roger Parodi

**From:** [Major, Erica \(BOS\)](#)  
**To:** [Board of Supervisors, \(BOS\)](#)  
**Subject:** RE: Keep JFK Kid Safe & Car Free  
**Date:** Tuesday, October 19, 2021 5:17:50 PM

---

Thanks, this has already passed and is c pages. 210944

---

**From:** Board of Supervisors, (BOS) <[board.of.supervisors@sfgov.org](mailto:board.of.supervisors@sfgov.org)>  
**Sent:** Thursday, October 14, 2021 12:10 PM  
**To:** BOS-Supervisors <[bos-supervisors@sfgov.org](mailto:bos-supervisors@sfgov.org)>  
**Cc:** Major, Erica (BOS) <[erica.major@sfgov.org](mailto:erica.major@sfgov.org)>; Calvillo, Angela (BOS) <[angela.calvillo@sfgov.org](mailto:angela.calvillo@sfgov.org)>; Laxamana, Junko (BOS) <[junko.laxamana@sfgov.org](mailto:junko.laxamana@sfgov.org)>; Mchugh, Eileen (BOS) <[eileen.e.mchugh@sfgov.org](mailto:eileen.e.mchugh@sfgov.org)>; Ng, Wilson (BOS) <[wilson.l.ng@sfgov.org](mailto:wilson.l.ng@sfgov.org)>; Somera, Alisa (BOS) <[alisa.somera@sfgov.org](mailto:alisa.somera@sfgov.org)>  
**Subject:** FW: Keep JFK Kid Safe & Car Free

---

**From:** Kai Kronfield <[kronfieldkai@gmail.com](mailto:kronfieldkai@gmail.com)>  
**Sent:** Friday, October 8, 2021 10:53 AM  
**To:** Breed, Mayor London (MYR) <[mayorlondonbreed@sfgov.org](mailto:mayorlondonbreed@sfgov.org)>; Ginsburg, Phil (REC) <[phil.ginsburg@sfgov.org](mailto:phil.ginsburg@sfgov.org)>; Tumlin, Jeffrey (MTA) <[Jeffrey.Tumlin@sfmta.com](mailto:Jeffrey.Tumlin@sfmta.com)>  
**Cc:** Commission, Recpark (REC) <[recpark.commission@sfgov.org](mailto:recpark.commission@sfgov.org)>; [MTABoard@sfmta.com](mailto:MTABoard@sfmta.com); Board of Supervisors, (BOS) <[board.of.supervisors@sfgov.org](mailto:board.of.supervisors@sfgov.org)>; ChanStaff (BOS) <[chanstaff@sfgov.org](mailto:chanstaff@sfgov.org)>; Stefani, Catherine (BOS) <[catherine.stefani@sfgov.org](mailto:catherine.stefani@sfgov.org)>; Peskin, Aaron (BOS) <[aaron.peskin@sfgov.org](mailto:aaron.peskin@sfgov.org)>; Mar, Gordon (BOS) <[gordon.mar@sfgov.org](mailto:gordon.mar@sfgov.org)>; Preston, Dean (BOS) <[dean.preston@sfgov.org](mailto:dean.preston@sfgov.org)>; Haney, Matt (BOS) <[matt.haney@sfgov.org](mailto:matt.haney@sfgov.org)>; MelgarStaff (BOS) <[melgarstaff@sfgov.org](mailto:melgarstaff@sfgov.org)>; MandelmanStaff, [BOS] <[mandelmanstaff@sfgov.org](mailto:mandelmanstaff@sfgov.org)>; Ronen, Hillary <[hillary.ronen@sfgov.org](mailto:hillary.ronen@sfgov.org)>; Walton, Shamann (BOS) <[shamann.walton@sfgov.org](mailto:shamann.walton@sfgov.org)>; Safai, Ahsha (BOS) <[ahsha.safai@sfgov.org](mailto:ahsha.safai@sfgov.org)>; [clerk@sfcta.org](mailto:clerk@sfcta.org); [hello@kidsafeggp.com](mailto:hello@kidsafeggp.com)  
**Subject:** Keep JFK Kid Safe & Car Free

This message is from outside the City email system. Do not open links or attachments from untrusted sources.

Dear Mayor Breed, Director Ginsburg, and Director Tumlin, Recreation and Park Commissioners, and Board of Supervisors,

I love the new, Kid Safe JFK, and want it to stay!

San Francisco needs safe, inclusive, joyous public spaces for everyone, now more than ever. Parks with protected public spaces are where residents and visitors of San%2

O Francisco can be active, enjoy nature, and spend time with friends and family. Thanks to you, people of all ages, backgrounds and abilities have been flocking to JFK to enjoy the most vital

protected public space in the heart of San Francisco.

If it's safe for kids, it's safe for everyone.

But I have become aware that this protected space for kids in Golden Gate Park is at risk of turning back into one of the most dangerous streets in San Francisco. JFK was previously a high-injury corridor, with 5-10 people being injured or killed on the street every year.

Just last month, a woman was hospitalized with life-threatening injuries when crossing from the safe JFK promenade to the Panhandle. Director T umlin said a "more protective crossing" is "contingent" on what the city does with JFK Drive.

I'm writing today to urge you to support keeping JFK Kid Safe and car free permanently.

I have heard that the museums are concerned about free public parking and ADA access, and Recreation and Parks reports there are over 3,500 free public parking spaces in Golden Gate Park, most concentrated near the museums, along with countless more free parking spots along Fulton and Lincoln. Surely there are ways to solve for ADA access — like the garage built for the museums — that don't put children and seniors at risk, and ruin the oasis that has been created in the Park. The city%  
20and the museums can find a solution that does not destroy the most important protected space in the heart of Golden Gate Park.

The kids of San Francisco love JFK, and I do too!

Can we count on you, and are you willing to publicly support keeping JFK and Golden Gate Park Kid Safe?

Respectfully,  
Kai Kronfield

A constituent who votes in every election.

94117

**From:** [CPUC Team](#)  
**To:** [GO159Areports@cpuc.ca.gov](mailto:GO159Areports@cpuc.ca.gov)  
**Cc:** [westareacpuc@verizonwireless.com](mailto:westareacpuc@verizonwireless.com); [CPC.Wireless](#); [Administrator, City \(ADM\)](#); [Board of Supervisors, \(BOS\)](#); [jennifer.navarro@verizonwireless.com](mailto:jennifer.navarro@verizonwireless.com)  
**Subject:** CPUC - Verizon Wireless - City of San Francisco-SF LM 214 - A-425112  
**Date:** Tuesday, October 19, 2021 11:03:01 AM  
**Attachments:** [CPUC\\_2019.pdf](#)

---

This message is from outside the City email system. Do not open links or attachments from untrusted sources.

This is to provide your agency with notice according to the provisions of General Order No. 159A of the Public Utilities Commission of the State of California (CPUC) see attachment. This notice is being provided pursuant to Section IV.C.2.

Oct 19, 2021

Consumer Protection and Enforcement Division  
California Public Utilities Commission  
505 Van Ness Avenue  
San Francisco, CA 94102  
GO159Areports@cpuc.ca.gov

RE: Notification Letter for SF LM 214 - A  
San Francisco, CA /GTE Mobilnet California LP

---

This is to provide the Commission with notice according to the provisions of General Order No. 159A of the Public Utilities Commission of the State of California ( "CPUC") for the project described in Attachment A.

A copy of this notification letter is also being provided to the appropriate local government agency for its information. Should there be any questions regarding this project, or if you disagree with any of the information contained herein, please contact the representative below.

Verizon Wireless

Ann Goldstein  
Coordinator RE & Compliance - West Territory  
1515 Woodfield Road, #1400  
Schaumburg, IL 60173  
WestAreaCPUC@VerizonWireless.com



| JURISDICTION          | PLANNING MANAGER       | CITY MANAGER                 | CITY CLERK                     | DIRECTOR OF SCHOOL BOARD | COUNTY        |
|-----------------------|------------------------|------------------------------|--------------------------------|--------------------------|---------------|
| City of San Francisco | CPC.Wireless@sfgov.org | city.administrator@sfgov.org | Board.of.Supervisors@sfgov.org |                          | San Francisco |

| VZW Legal Entity           |                | Site Name        |                     | Site Address                           |                  | Tower Design                              | Size of Building or NA |
|----------------------------|----------------|------------------|---------------------|----------------------------------------|------------------|-------------------------------------------|------------------------|
| GTE Mobilnet California LP |                | SF LM 214 - A    |                     | 200 Folsom St, San Francisco , CA94105 |                  | Public Lighting Structure (free standing) | N/A                    |
| Site Latitude              | Site Longitude | PS Location Code | Tower Appearance    | Tower Height (in feet)                 | Type of Approval | Approval Issue Date                       |                        |
| 37°47'23.93"N              | 122°23'33.88"W | 425112           | Antenna Rad: 27.33' | 32.25'                                 | Permitting       | 10/13/2021                                |                        |

Project Description: Installation (3) Ericsson SM 6701-TB Antenna on replacement lighg pole

**From:** [CPUC Team](#)  
**To:** [GO159Areports@cpuc.ca.gov](mailto:GO159Areports@cpuc.ca.gov)  
**Cc:** [westareacpuc@verizonwireless.com](mailto:westareacpuc@verizonwireless.com); [CPC.Wireless](#); [Administrator, City \(ADM\)](#); [Board of Supervisors, \(BOS\)](#); [jennifer.navarro@verizonwireless.com](mailto:jennifer.navarro@verizonwireless.com)  
**Subject:** CPUC - Verizon Wireless - City of San Francisco-SF LM PH2 SC 88 Relo - B-541251  
**Date:** Thursday, October 21, 2021 6:35:33 AM  
**Attachments:** [CPUC\\_2023.pdf](#)

---

This message is from outside the City email system. Do not open links or attachments from untrusted sources.

This is to provide your agency with notice according to the provisions of General Order No. 159A of the Public Utilities Commission of the State of California (CPUC) see attachment. This notice is being provided pursuant to Section IV.C.2.

Oct 21, 2021

Consumer Protection and Enforcement Division  
California Public Utilities Commission  
505 Van Ness Avenue  
San Francisco, CA 94102  
GO159Areports@cpuc.ca.gov

RE: Notification Letter for SF LM PH2 SC 88 Relo - B  
San Francisco, CA /GTE Mobilnet California LP

---

This is to provide the Commission with notice according to the provisions of General Order No. 159A of the Public Utilities Commission of the State of California ( "CPUC") for the project described in Attachment A.

A copy of this notification letter is also being provided to the appropriate local government agency for its information. Should there be any questions regarding this project, or if you disagree with any of the information contained herein, please contact the representative below.

Verizon Wireless

Ann Goldstein  
Coordinator RE & Compliance - West Territory  
1515 Woodfield Road, #1400  
Schaumburg, IL 60173  
WestAreaCPUC@VerizonWireless.com



| JURISDICTION          | PLANNING MANAGER       | CITY MANAGER                 | CITY CLERK                     | DIRECTOR OF SCHOOL BOARD | COUNTY        |
|-----------------------|------------------------|------------------------------|--------------------------------|--------------------------|---------------|
| City of San Francisco | CPC.Wireless@sfgov.org | city.administrator@sfgov.org | Board.of.Supervisors@sfgov.org |                          | San Francisco |

| VZW Legal Entity           |                 | Site Name                |                     | Site Address                            |                  | Tower Design        | Size of Building or NA |
|----------------------------|-----------------|--------------------------|---------------------|-----------------------------------------|------------------|---------------------|------------------------|
| GTE Mobilnet California LP |                 | SF LM PH2 SC 88 Relo - B |                     | 205 Shipley St, San Francisco , CA94107 |                  | Pole Utility        | N/A                    |
| Site Latitude              | Site Longitude  | PS Location Code         | Tower Appearance    | Tower Height (in feet)                  | Type of Approval | Approval Issue Date |                        |
| 37°46'47"N                 | 122°24'10.371"W | 541251                   | Antenna Rad: 32.08' | 36.16'                                  | Permitting       | 10/19/2021          |                        |

Project Description: Installation (3) Ericsson SM 6701 Antennas to street light pole

**From:** [Somera, Alisa \(BOS\)](#)  
**To:** [BOS-Operations; Mchugh, Eileen \(BOS\)](#)  
**Cc:** [Calvillo, Angela \(BOS\); Young, Victor \(BOS\)](#)  
**Subject:** FW: Memo on populations in Supe districts  
**Date:** Friday, October 15, 2021 3:06:42 PM  
**Attachments:** [Memo - Board - District Populations - Oct 15 2021.pdf](#)

---

For c-pages

*Alisa Somera*

Legislative Deputy Director  
 San Francisco Board of Supervisors  
 1 Dr. Carlton B. Goodlett Place, Room 244  
 San Francisco, CA 94102  
 415.554.7711 direct | 415.554.5163 fax  
[alisa.somera@sfgov.org](mailto:alisa.somera@sfgov.org)

**(VIRTUAL APPOINTMENTS)** To schedule a “virtual” meeting with me (on Microsoft Teams), please ask and I can answer your questions in real time.

*Due to the current COVID-19 health emergency and the Shelter in Place Order, the Office of the Clerk of the Board is working remotely while providing complete access to the legislative process and our services.*

Click [HERE](#) to complete a Board of Supervisors Customer Service Satisfaction form.

The [Legislative Research Center](#) provides 24-hour access to Board of Supervisors legislation, and archived matters since August 1998.

~~~~~

Disclosures: *Personal information that is provided in communications to the Board of Supervisors is subject to disclosure under the California Public Records Act and the San Francisco Sunshine Ordinance. Personal information provided will not be redacted. Members of the public are not required to provide personal identifying information when they communicate with the Board of Supervisors and its committees. All written or oral communications that members of the public submit to the Clerk's Office regarding pending legislation or hearings will be made available to all members of the public for inspection and copying. The Clerk's Office does not redact any information from these submissions. This means that personal information—including names, phone numbers, addresses and similar information that a member of the public elects to submit to the Board and its committees—may appear on the Board of Supervisors website or in other public documents that members of the public may inspect or copy.*

From: Arntz, John (REG) <john.arntz@sfgov.org>
Sent: Friday, October 15, 2021 3:03 PM
To: Calvillo, Angela (BOS) <angela.calvillo@sfgov.org>; Somera, Alisa (BOS) <alisa.somera@sfgov.org>
Subject: Memo on populations in Supe districts

Hello, Angela and Alisa,

FYI. We just delivered the attached memo to your office. This is the letter the Charter requires the



CITY AND COUNTY OF SAN FRANCISCO
DEPARTMENT OF ELECTIONS

John Arntz, Director

Memorandum

To: Honorable Members, San Francisco Board of Supervisors
Honorable London N. Breed, Mayor
From: John Arntz, Director
Date: October 15, 2021
RE: Report to the Board of Supervisors Regarding Results of 2020 Census Data

This memorandum represents the report the Director of Elections must provide under San Francisco Charter section 13.106 to the Board of Supervisors (Board) if the City's Supervisorial districts are not equal in population based on data from the most recent decennial census.

Charter section 13.106 indicates the Board shall convene a Redistricting Task Force within 60 days of receiving a report from the Director of Elections that the districts are not equal in population. However, prior to this memorandum, and due to the release of Census data several months later than scheduled, and in anticipation that the Census data would indicate unequal population totals amongst districts, the Board, on June 15, 2021, passed Ordinance No. 94-21 to convene a Redistricting Task Force. The Mayor, Board, and Elections Commission have appointed members to the Task Force, and the Task Force has already begun its public meetings to consider new district boundaries.

The following table from the Official Redistricting Data for the State of California provides the population totals for each district. The Official Redistricting Data applies an "ideal" population per district of 79,545 (see Attachment 1). This ideal population represents the mean average obtained by dividing the City's total population by 11. The percent deviation from this ideal population in each district is listed next to the population total in the table below.

District	Population	Percent Deviation
1	72,848	-8.31%
2	76,363	-3.89%
3	72,474	-8.78%
4	72,784	-8.39%
5	80,667	1.53%
6	103,564	+30.35%
7	75,436	-5.05%
8	82,418	+3.73%
9	75,829	-4.56%
10	86,323	+8.65%
11	76,287	-3.98%

*Source: Official Redistricting Data
for the State of California;
statewidedatabase.org/redistricting2021;
October 13, 2021*

To provide context on how the City's population changed since 2000, the following table provides the population totals for San Francisco following each of the three previous decennial censuses.

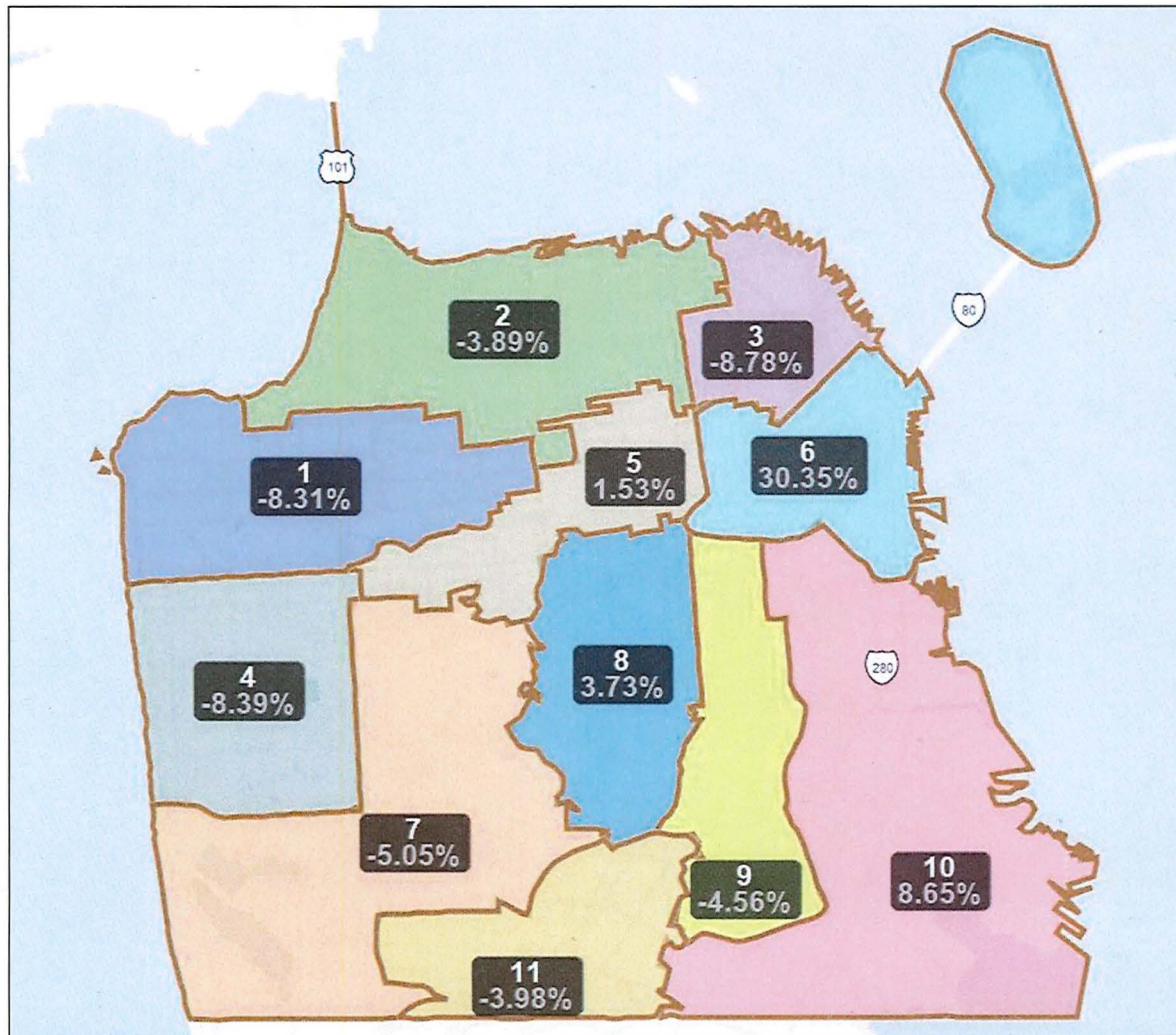
	2000 Census	2010 Census	2020 Census
Total	776,733	805,235	874,993

Sources: US Census Bureau, 2010 Census Redistricting Data (PL 94-171), SFTable P1, 2000 Census Data from SFGIS, Census 2000_Blk., and Official Redistricting Data for the State of California; statewidedatabase.org/redistricting2021; October 13, 2021

Since district boundaries change after each decennial census, the table does not list populations according to each district since the totals would not represent the same geographical areas of the City.

Cc: Dennis Herrera, City Attorney
Ben Rosenfield, Controller
Angela Calvillo, Clerk of the Board of Supervisors

County of San Francisco Current/Pre-Redistricting Deviations by Supervisorial District



Total Population for the County of San Francisco for Redistricting: 874,993
Ideal Population per District: 79,545

District	Population	Percent Deviation
1	72,848	-8.31%
2	76,363	-3.89%
3	72,474	-8.78%
4	72,784	-8.39%
5	80,667	+1.53%
6	103,564	+30.35%
7	75,436	-5.05%
8	82,418	+3.73%
9	75,829	-4.56%
10	86,323	+8.65%
11	76,287	-3.98%

Data Source: Official Redistricting Data for the State of California; statewidedatabase.org/redistricting2021; October 13, 2021

director of elections to provide the Board if the Census data indicates the Supervisorial districts are not equal in population. After receiving such memo the Board must convene an RTF.

This edition is rather anticlimactic since the RTF is already operating but am sending to fulfill my obligation to provide the letter under the Charter.

Please let me know if you need me to provide any more info or if you have questions.

Take care,
-John.

John Arntz, Director
San Francisco Department of Elections
1 Dr. Carlton B. Goodlett Place
City Hall, Room 48
San Francisco, CA 94102
(415) 554-4375
sfelections.org



Follow the San Francisco Department of Elections on [Facebook](#) and [Twitter](#)!

Your feedback is important to us! Please take our [Customer Service Survey](#)

From: [Mchugh, Eileen \(BOS\)](#)
To: [BOS-Supervisors](#); [BOS-Legislative Aides](#)
Cc: [Calvillo, Angela \(BOS\)](#); [Somera, Alisa \(BOS\)](#); [Laxamana, Junko \(BOS\)](#); [Ng, Wilson \(BOS\)](#)
Subject: FW: 2020 Census Memo changes
Date: Monday, October 18, 2021 11:10:00 AM
Attachments: [elections.pdf](#)

Hello,

Attached is re-issue of the Department of Elections Memo regarding the Results of the 2020 Census Data. Page four of the .pdf states the specific changes that were made.

Regards,

Eileen McHugh
Executive Assistant
Board of Supervisors
1 Dr. Carlton B. Goodlett Place, City Hall, Room 244
San Francisco, CA 94102-4689
Phone: (415) 554-7703 | Fax: (415) 554-5163
eileen.e.mchugh@sfgov.org | www.sfbos.org

Disclosures: *Personal information that is provided in communications to the Board of Supervisors is subject to disclosure under the California Public Records Act and the San Francisco Sunshine Ordinance. Personal information provided will not be redacted. Members of the public are not required to provide personal identifying information when they communicate with the Board of Supervisors and its committees. All written or oral communications that members of the public submit to the Clerk's Office regarding pending legislation or hearings will be made available to all members of the public for inspection and copying. The Clerk's Office does not redact any information from these submissions. This means that personal information—including names, phone numbers, addresses and similar information that a member of the public elects to submit to the Board and its committees—may appear on the Board of Supervisors website or in other public documents that members of the public may inspect or copy.*



CITY AND COUNTY OF SAN FRANCISCO
DEPARTMENT OF ELECTIONS

RECEIVED
BOARD OF SUPERVISORS
John Arntz, Director

2021 OCT 18 AM 10:40

BY 905

Memorandum

To: Honorable Members, San Francisco Board of Supervisors
Honorable London N. Breed, Mayor

From: John Arntz, Director

Date: October 18, 2021

RE: Report to the Board of Supervisors Regarding Results of 2020 Census Data

This memorandum represents the report the Director of Elections must provide under San Francisco Charter section 13.106 to the Board of Supervisors (Board) if the City's Supervisorial districts are not equal in population based on data from the most recent decennial census.

Charter section 13.110 indicates the Board shall convene a Redistricting Task Force within 60 days of receiving a report from the Director of Elections that the districts are not equal in population. However, prior to this memorandum, and due to the release of Census data several months later than scheduled, and in anticipation that the Census data would indicate unequal population totals amongst districts, the Board, on June 15, 2021, passed Ordinance No. 94-21 to convene a Redistricting Task Force. The Mayor, Board, and Elections Commission have appointed members to the Task Force, and the Task Force has already begun its public meetings to consider new district boundaries.

The following table from the Official Redistricting Data for the State of California provides the population totals for each district. The Official Redistricting Data applies an "ideal" population per district of 79,545 (see Attachment 1). This ideal population represents the mean average obtained by dividing the City's total population by 11. The percent deviation from this ideal population in each district is listed next to the population total in the table below.

District	Population	Percent Deviation
1	72,848	-8.31%
2	76,363	-3.89%
3	72,474	-8.78%
4	72,784	-8.39%
5	80,667	1.53%
6	103,564	+30.35%
7	75,436	-5.05%
8	82,418	+3.73%
9	75,829	-4.56%
10	86,323	+8.65%
11	76,287	-3.98%

Source: Official Redistricting Data
for the State of California;
statewidedatabase.org/redistricting2021;
October 13, 2021

2020 Census: Supervisorial Districts Populations

To provide context on how the City's population changed since 2000, the following table provides the population totals for San Francisco following each of the three previous decennial censuses.

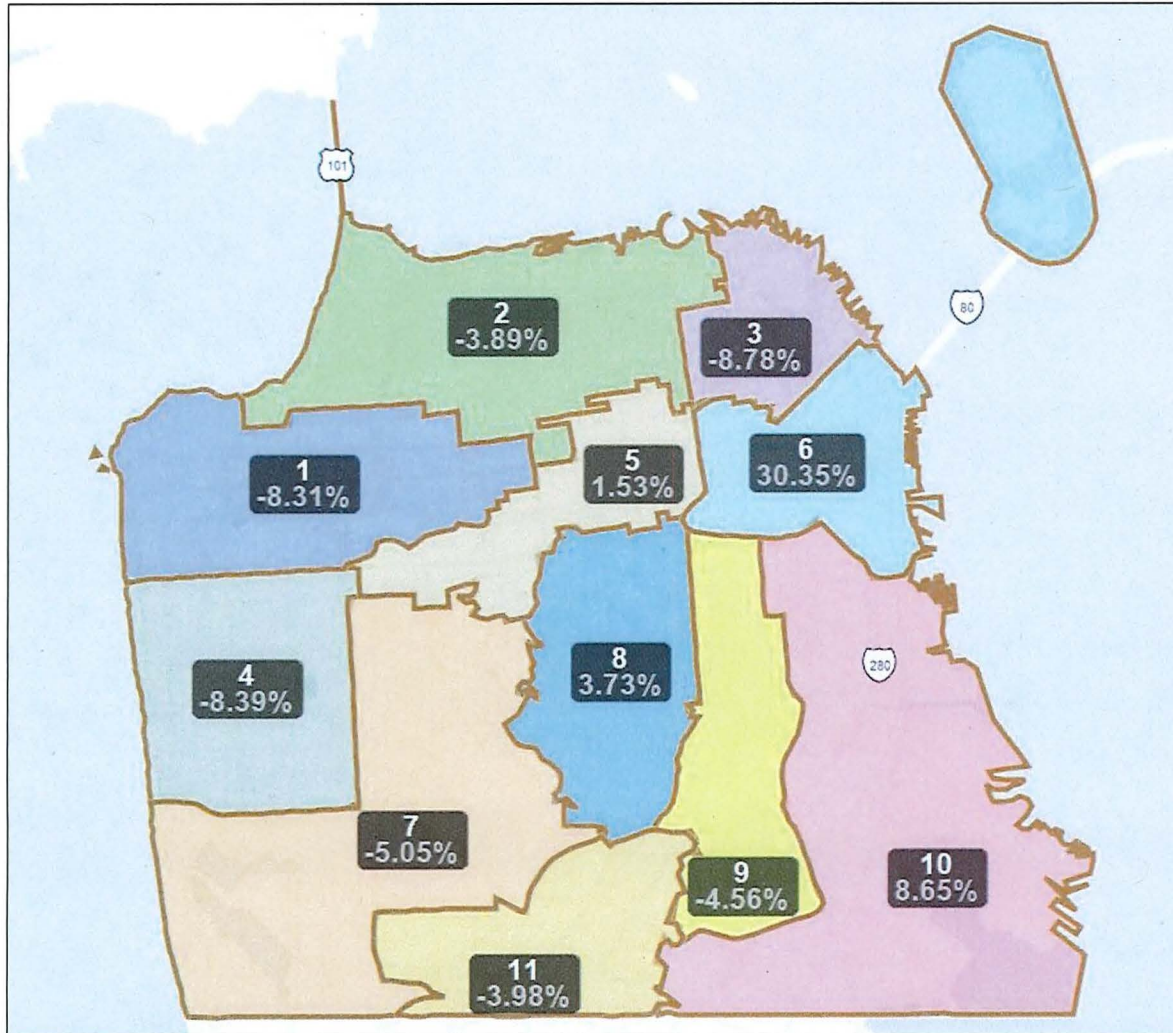
	2000 Census	2010 Census	2020 Census
Total	776,733	805,235	874,993

Sources: US Census Bureau, 2010 Census Redistricting Data (PL 94-171), SFTable P1, 2000 Census Data from SFGIS, Census 2000_Blk., and Official Redistricting Data for the State of California; statewidedatabase.org/redistricting2021; October 13, 2021

Since district boundaries change after each decennial census, the table does not list populations according to each district since the totals would not represent the same geographical areas of the City.

Cc: Dennis Herrera, City Attorney
Ben Rosenfield, Controller
Angela Calvillo, Clerk of the Board of Supervisors

County of San Francisco
Current/Pre-Redistricting Deviations by Supervisorial District



Total Population for the County of San Francisco for Redistricting: 874,993
Ideal Population per District: 79,545

District	Population	Percent Deviation
1	72,848	-8.31%
2	76,363	-3.89%
3	72,474	-8.78%
4	72,784	-8.39%
5	80,667	+1.53%
6	103,564	+30.35%
7	75,436	-5.05%
8	82,418	+3.73%
9	75,829	-4.56%
10	86,323	+8.65%
11	76,287	-3.98%

Data Source: Official Redistricting Data for the State of California; statewidedatabase.org/redistricting2021; October 13, 2021

Amended.
Changed cite to
Charter in second
paragraph from
Section 13.106 to
13.110 Thank you!